

PAST-AWARE GAME-THEORETIC CENTRALITY IN COMPLEX CONTAGION DYNAMICS

FRANCESCO ZIGLIOTTO

ABSTRACT. In this paper, we introduce *past-aware game-theoretic centrality*, a class of centrality measures that captures the collaborative contribution of nodes in a network, accounting for both uncertain and certain collaborators. A general framework for computing standard game-theoretic centrality is extended to the past-aware case. As an application, we develop a new heuristic for different versions of the *influence maximization* problem in complex contagion, which models processes requiring reinforcement from multiple neighbors to spread. A computationally efficient explicit formula for the corresponding past-aware centrality score is derived, leading to scalable algorithms for identifying the most influential nodes, which in most cases outperform the standard greedy approach in both efficiency and solution quality.

1. INTRODUCTION AND RELATED WORKS

One of the most prominent tasks in Network Analysis is identifying the most important, or *central*, nodes in a network. Over the years, many centrality measures have been proposed, since the importance of a node can be interpreted in different ways, depending on the context. A recent line of research has focused on accounting for the synergies between nodes when evaluating their importance. This perspective borrows concepts from cooperative game theory [1, 4] and has led to a class of indices known as *game-theoretic centrality*, in which the importance of a node is quantified by how much it is expected to contribute to coalitions of other nodes. Both the theoretical properties [32] and the algorithmic aspects [15, 17] of these measures have been investigated, and an overview of the main approaches is provided in [29].

In some contexts, the set of active collaborators of a given node may depend on dynamics evolving in the network. In this case, it becomes natural to define centrality scores that account for both the *future*—the uncertain potential collaborations—and the *past*—the set of already active collaborators. Building on this idea, we introduce *past-aware game-theoretic centrality*, a variant of game-theoretic centrality in which the expected contribution of each node is conditioned on the presence of a predetermined subset of collaborators.

These concepts find a suitable application in the study of *complex contagion* dynamics, which describes the spread of a contagion or information over a network, where successful transmission requires reinforcement from multiple neighbors, unlike simple contagions which can spread from a single activated source [2, 9]. Here we consider a basic version of complex contagion: starting from an initially active set of nodes, the dynamics proceed in rounds, with nodes becoming active at each round if they have at least $K > 1$ active neighbors. Applications include public health (anti-vaccination attitude, smoking cessation), adoption of technological innovations, emergence of social norms, growth of social movements [31].

The spreading of trends via information cascades is a widely studied topic, providing insights into how local interactions can give rise to global adoption patterns.

2020 *Mathematics Subject Classification.* 91D30, 05C57, 05C85.

Key words and phrases. Game-theoretic centrality, complex contagion, influence maximization.

Several network dynamics have been considered in addition to complex contagion [8, 28], particularly in the context of innovation diffusion [16, 24]. Game-theoretic approaches for trend diffusion in networks have also been proposed [34].

In this work, we address different versions of the problem of *influence maximization* in complex contagion, which consists in identifying the seed nodes to be activated initially so that the number of active nodes at the end of the process is maximized. Most of the literature on influence maximization, however, focuses on other diffusion models, such as the independent cascade and linear threshold models [8]. These models are characterized by a *submodular* influence function, which ensures that a greedy strategy yields a provably good approximation [8]. Various performance improvements have been proposed for the independent cascade [20], linear threshold [13], and more general submodular diffusion models [14, 23]. Game-theoretic approaches to influence maximization have also been explored for the submodular case $K = 1$ of complex contagion [11, 18].

For $K > 1$, however, complex contagion is *not submodular*, which makes the problem substantially more challenging. A dynamic-programming-based algorithm for non-submodular influence maximization was proposed in [25], which relies on a hierarchical decomposition of the network, although its scalability remains an open issue. In [35], an optimal seeding strategy for complex contagion is derived analytically for random stochastic block-model networks under assumptions on edge density. Analytical approaches have also been applied to preferential-attachment networks [27] and to small-world models [21, 30]. The task of influence maximization in complex contagion is specifically addressed in [36], where a reinforcement-learning method is introduced, but its applicability to large networks is limited. Our approach, based on past-aware game-theoretic centrality, does not aim to outperform the state of the art in terms of solution quality, but instead focuses on computational efficiency and scalability, yielding algorithms that are faster than greedy strategies while also achieving better solutions, especially for larger values of K .

The paper is organized as follows. Section 1.1 introduces the context and notation. In Section 2, we recall the definition of game-theoretic centrality and present its novel past-aware extension, together with a motivating example (Section 2.2). Building on this, we propose a general heuristic for set-function maximization (Section 2.3), which we then apply in Section 3 to different versions of the influence maximization problem in complex contagion. The corresponding past-aware game-theoretic centrality is computed via an explicit formula, derived in Section 3.2. The resulting algorithms are experimentally evaluated in Section 4. Finally, in Section 5, we draw conclusions and suggest possible future developments.

1.1. Notation. A *simple undirected graph* G is a pair (V, E) , where V is a finite set of nodes and E is the set of edges. Each edge has the form $\{u, v\}$, with $u, v \in V$ and $u \neq v$. We denote by $N(u)$ the *neighborhood* of node u , i.e., the set of nodes $v \in V$ such that $\{u, v\} \in E$. The *degree* of u , i.e., the number of its neighbors, is denoted by $\deg(u)$. We say that G is *connected* if, for any two distinct nodes $u, v \in V$, there exists a *walk* from u to v , i.e., a sequence of nodes w_1, w_2, \dots, w_k such that $w_1 = u$, $w_k = v$ and $\{w_i, w_{i+1}\} \in E$ for all $i = 1, \dots, k - 1$.

We refer the reader to [26] for further details on graph-theoretical concepts. Although extensions to disconnected or directed graphs are possible, for simplicity we assume throughout the paper that G is a connected simple undirected graph.

We also introduce a useful notation for set-functions. Given a graph $G = (V, E)$, let f be a set function $f : 2^V \rightarrow \mathbb{R}$, where 2^V is the power set of V . Then, for any node u and subset $S \subseteq V$, we define the *marginal contribution* of u to S as

$$f(u|S) = f(S \cup \{u\}) - f(S). \quad (1)$$

2. PAST-AWARE GAME-THEORETIC CENTRALITY

This section introduces the main tool of this paper—the past-aware game-theoretic centrality. We begin with a brief review of standard game-theoretic centrality.

2.1. Probabilistic interpretation of GTC. Game-theoretic centrality (GTC) indices measure the *collaborative importance* of each node of a graph $G = (V, E)$. They are defined by combining two fundamental components: a (graph-theoretic) *group centrality* and a (game-theoretic) *solution concept*.

The concept of *group centrality* was introduced in [6] in order to measure the joint centrality of a set of nodes in a more insightful way than just summing up the single centralities of the nodes in the group. A group centrality $\nu : 2^V \rightarrow \mathbb{R}$ assigns a (typically non-negative) real value to every subset of nodes $S \subseteq V$, which quantifies the *collective importance* of the nodes of S . Naturally, there are many ways in which such importance can be defined, depending on context.

To build a game-theoretic centrality, we need to translate a group centrality ν into a node-level centrality, which preserves part of the collaborative information encoded in ν . This is achieved by means of a *solution concept*, a tool from cooperative Game Theory. Intuitively, a solution concept assigns a payoff to each player of a collaborative game, where each coalition of players is associated with a value. In our context, the graph nodes are the players, while coalition values are given by ν . In principle, a solution concept can be any mapping that associates the group valuation ν with an individual-node centrality. Here we focus on the *Shapley value* [1] and, more generally, on the family of *semivalues* [4], which are among the most widely adopted solution concepts.

Definition 1. Let $G = (V, E)$ be a graph with n nodes, and let ν be a group centrality. The *semivalue game-theoretic centrality* (GTC) of a node u is defined as

$$\phi_\nu^\beta(u) = \sum_{s=0}^{n-1} \frac{\beta(s)}{\binom{n-1}{s}} \sum_{\substack{S \subseteq V \setminus \{u\} \\ |S|=s}} \nu(u|S), \quad (2)$$

where $\nu(u|S)$ is the *marginal contribution* of node u to coalition S , defined in (1) and β is a probability distribution over the integers from 0 to $n-1$, i.e., a nonnegative function such that

$$\sum_{s=0}^{n-1} \beta(s) = 1.$$

The semivalue GTC of a node u can thus be interpreted as the expected marginal contribution of u :

$$\phi_\nu^\beta(u) = \mathbb{E}[\nu(u|\mathbf{S})],$$

where \mathbf{S} is a random subset of $V \setminus \{u\}$ sampled uniformly among the subsets of cardinality s , and s is chosen according to β :

$$\mathbb{P}[\mathbf{S} = S] = \frac{\beta(|S|)}{\binom{n-1}{|S|}}. \quad (3)$$

In this interpretation, $\beta(s)$ represents the probability that u collaborates with a coalition of size s . When no prior information is available about the number of collaborators of node u , we can take β to be the uniform distribution. The resulting semivalue is called *Shapley value*, and has been characterized axiomatically in [1]. We denote the Shapley game-theoretic centrality by ϕ_ν^{Sh} .

Example 1. Suppose that a graph G represents the streets of a city, and that a set of facilities of the same type (e.g., schools or hospitals) are to be built. The goal

is to place these facilities at the most strategic nodes of the graph. Let a group centrality measure ν quantify the “goodness” of a set of facilities. For example, if we want to ensure that every location in the city is close to at least one facility, we might employ the *group harmonic centrality* [19], defined as

$$\nu_h(S) = \sum_{v \in V \setminus S} \frac{1}{d(S, v)}, \quad (4)$$

where $d(S, v)$ denotes the length of the shortest walk from v to a node in S .

Now, suppose that we need to build a new facility, given that no facilities have been built yet and without any information about the number or positions of future facilities. A natural choice is to select the node u that maximizes the expected value of the marginal contribution $\nu(u|S)$, computed with respect to a random set S of other future facilities. This corresponds to choosing the node with maximal game-theoretic centrality $\phi_\nu^{\text{Sh}}(u)$. The computational aspects of evaluating the Shapley value in the particular case where ν is the group harmonic centrality are discussed in [17].

2.2. Definition of PAGTC. In this section we introduce the novel concept of *past-aware game-theoretic centrality* (PAGTC). As motivation, consider the scenario described in Example 1, but with a twist: now we assume that some facilities have *already been built* on a set of nodes S_0 , and we need to choose the node u on which to build the next facility. Here, the most natural choice would be to maximize the expected marginal contribution of u , conditioned on the fact that u will always collaborate with the nodes in S_0 . This motivates the following definition.

Definition 2. Given a graph $G = (V, E)$, a set of nodes S_0 , and a group centrality ν , we define the *semivalue past-aware game-theoretic centrality* of a node $u \notin S_0$ as

$$\phi_\nu^\beta(u|S_0) = \mathbb{E}[\nu(u|S) \mid S \supseteq S_0],$$

where S is a random subset of $V \setminus \{u\}$ with distribution (3), as in GTC, and $\mathbb{E}[\cdot \mid \cdot]$ denotes the conditional expectation. When β is uniformly distributed, we obtain the *Shapley PAGTC*, denoted by $\phi_\nu^{\text{Sh}}(u|S_0)$.

In the context of facility building (Example 1), $\phi_\nu^{\text{Sh}}(u|S_0)$ captures information about both the *future* of the dynamics, by taking the expected value over the future collaborations of u , and the *past* of the dynamics, by enforcing collaboration with facilities that have already been built.

We can easily write PAGTC as in (2):

$$\begin{aligned} \phi_\nu^\beta(u|S_0) &= \sum_{S \subseteq V \setminus \{u\}} \frac{\mathbb{P}(S = S, S \supseteq S_0)}{\mathbb{P}(S \supseteq S_0)} \nu(u|S) \\ &= C_\beta \cdot \sum_{s=|S_0|}^{n-1} \frac{\beta(s)}{\binom{n-1}{s}} \sum_{\substack{S \subseteq V \setminus \{u\} \\ |S|=s, S \supseteq S_0}} \nu(u|S), \end{aligned} \quad (5)$$

where C_β does not depend on u :

$$C_\beta = 1/\mathbb{P}[S \supseteq S_0] = \left(\sum_{s=|S_0|}^{n-1} \beta(s) \frac{\binom{n-1-|S_0|}{s-|S_0|}}{\binom{n-1}{s}} \right)^{-1}. \quad (6)$$

Remark 1. In the case of Shapley value, it can be proved that $C_\beta = |S_0| + 1$. However, in most applications we are interested in obtaining a *ranking* of the nodes, which is invariant under uniform scaling factors.

Example 2. If the support of $\beta(s)$ is concentrated at $s = |S_0|$ (i.e., $\beta = \delta_{|S_0|}$, the Dirac mass at $|S_0|$), then $C_\beta = \binom{n-1}{|S_0|}$ and

$$\phi_\nu^\beta(u|S_0) = \nu(u|S_0).$$

In this case, the PAGTC reduces to a purely greedy criterion: the node $u \notin S_0$ with maximal PAGTC yields the largest marginal contribution to S_0 .

2.3. Application to set-function maximization problem. In this section, we describe a motivating application of the concepts introduced in Section 2.2, extending the scenario of Example 1. Given a graph $G = (V, E)$, a set function $f : 2^V \rightarrow \mathbb{R}$, and a *budget* $0 < r < |V|$, we consider the optimization problem

$$\operatorname{argmax}_{S \subseteq V} \{f(S) : |S| = r\}. \quad (7)$$

A greedy strategy (Listing 1) can be adopted to find an approximate solution of (7).

LISTING 1. Greedy algorithm for Problem (7).

```

 $S_0 \leftarrow \emptyset$ 
for  $k \in 1, \dots, r$ :
     $u_k \leftarrow \operatorname{argmax}_{u \notin S_{k-1}} f(u|S_{k-1})$ 
     $S_k \leftarrow S_{k-1} \cup \{u_k\}$ 
return  $S_r$ 

```

Under certain conditions on f it is possible to give a lower bound on the optimality of the greedy solution $S = S_r$.

Definition 3. We say that a set function $f : 2^V \rightarrow \mathbb{R}$ is *monotone* if $f(u|S) \geq 0$, for any $u \in V$ and $S \subseteq V$. We say that f is *submodular* if $f(u|S) \geq f(u|T)$, for any two sets $S \subseteq T$ and any $u \notin T$.

It has been shown in [3, Thm. 4.2] that, if f is non-negative, monotone, submodular, and $f(\emptyset) = 0$, then the greedy solution S satisfies

$$f(S) \geq \left(1 - \frac{1}{e}\right) f(S^*), \quad (8)$$

where S^* is an optimal solution and e is Euler's number.

Without the submodularity assumption, Problem (7) becomes more challenging, and the greedy approach no longer guarantees good solutions. However, we can leverage the concept of past-aware game-theoretic centrality to develop a novel heuristic for (7), which we will show outperforming the greedy algorithm, particularly in the absence of the submodularity assumption.

In our approach, we build the solution by adding one node at a time, like in the greedy algorithm. However, at step k , instead of maximizing the local marginal gain, we propose to maximize the *expected marginal contribution* of u , conditioned on the fact that the nodes in S_{k-1} have already been included. Namely, we set

$$u_k \in \operatorname{argmax}_{u \notin S_{k-1}} \{\mathbb{E}[f(u|\mathbf{S}) \mid \mathbf{S} \supseteq S_{k-1}]\},$$

where \mathbf{S} is a random subset of nodes. It remains to decide according to which distribution we should sample \mathbf{S} . Since the final solution will have size r , each node u_k will collaborate with $r - 1$ other nodes. Therefore, a natural choice is to sample \mathbf{S} uniformly among the subsets of size $r - 1$. In this case, we have:

$$\mathbb{E}[f(u|\mathbf{S}) \mid \mathbf{S} \supseteq S_{k-1}] = \phi_f^{\delta_{r-1}}(u|S_{k-1}),$$

where $\phi_f^{\delta_{r-1}}(u|S_{k-1})$ is the semivalue PAGTC with $\beta = \delta_{r-1}$ (Definition 2). The corresponding algorithm is displayed in Listing 2.

LISTING 2. Semivalue PAGTC approach for Problem (7).

```

 $S_0 \leftarrow \emptyset$ 
for  $k \in 1, \dots, r$ :
     $u_k \leftarrow \operatorname{argmax}_{u \notin S_{k-1}} \phi_f^\beta(u|S_{k-1}), \text{ with } \beta = \delta_{r-1}$ 
     $S_k \leftarrow S_{k-1} \cup \{u_k\}$ 
return  $S_r$ 

```

At the first iteration, we have no information about which nodes u will collaborate with, and $\phi_\nu^\beta(u|S_0)$ coincides with $\phi_\nu^\beta(u)$, the standard semivalue GTC. As the algorithm progresses, the estimate of the r collaborators of u becomes increasingly accurate. Eventually, at the last step, the first $r - 1$ collaborators have already been selected, and the final one is chosen deterministically, since $\phi_\nu^{\delta_{r-1}}(u|S_{r-1}) = \nu(u|S_{r-1})$, as noted in Example 2.

Remark 2. In Listing 2, if we instead choose $\beta = \delta_{k-1}$ at each step k , we obtain exactly the greedy strategy of Listing 1 (see Example 2).

Of course, the feasibility of this approach is limited by the computational complexity of ϕ_f^β . In the following paragraph, we discuss some computational aspects of PAGTC, and in Section 3 we apply the approach to an instance where PAGTC can be computed very efficiently.

2.4. Computation of PAGTC. The computation of game-theoretic centrality via (2) is computationally unfeasible, and Monte Carlo estimations are generally employed [12]. Nevertheless, for many specific group centralities ν , it is possible to derive closed-form expressions for the semivalue and Shapley GTC that can be computed in polynomial time [15, 17, 33]. In this section, we show that the framework introduced in [33] can be generalized to the PAGTC case, with minimal modifications.

Assume that ν can be expressed as

$$\nu(S) = \sum_{\substack{\theta \in \Theta \\ \theta \sim S}} g(\theta), \quad (9)$$

for a convenient set of “items” Θ , independent of S , and a function $g : \Theta \rightarrow \mathbb{R}$. Here, \sim denotes a binary relation between the items in Θ and the subsets of V such that $\theta \sim S$ whenever θ contributes to the value of S . Examples of group centralities that can be expressed in this form include the group harmonic centrality (4) and the group generalizations of degree and betweenness centrality [6, 33].

Then the following result holds, analogous to [33, Eq. (7)].

Theorem 1. *Given a graph $G = (V, E)$, a set of nodes S_0 , and a group centrality ν of the form (9), the semivalue PAGTC of $u \in V$ can be computed as follows:*

$$\phi_\nu^\beta(u|S_0) = C_\beta \sum_{s=0}^{n-1} \frac{\beta(s)}{\binom{n-1}{s}} \sum_{\theta \in \Theta} g(\theta) (|\text{PC}_u^s(\theta)| - |\text{NC}_u^s(\theta)|), \quad (10)$$

where C_β is given by (6) and

$$\begin{aligned} \text{PC}_u^s(\theta) &= \{S \subseteq V \setminus \{u\} : |S| = s, S_0 \subseteq S, \theta \sim S \cup \{u\}, \theta \not\sim S\} \\ \text{NC}_u^s(\theta) &= \{S \subseteq V \setminus \{u\} : |S| = s, S_0 \subseteq S, \theta \not\sim S \cup \{u\}, \theta \sim S\}. \end{aligned}$$

Proof. Thanks to (9), for any $s = 0, \dots, n-1$, we can write

$$\begin{aligned} \sum_{\substack{S \subseteq V \setminus \{u\} \\ |S|=s, S \supseteq S_0}} \nu(u|S) &= \sum_{\substack{S \subseteq V \setminus \{u\} \\ |S|=s, S \supseteq S_0}} \left(\sum_{\substack{\theta \in \Theta \\ \theta \sim S \cup \{u\}}} g(\theta) - \sum_{\substack{\theta \in \Theta \\ \theta \sim S}} g(\theta) \right) \\ &= \sum_{\theta \in \Theta} g(\theta) (|\text{PC}_u^s(\theta)| - |\text{NC}_u^s(\theta)|). \end{aligned}$$

The conclusion follows from (5). \square

The expression in (10) is particularly convenient when Θ is *small* and $|\text{PC}_u^s(\theta)|$ and $|\text{NC}_u^s(\theta)|$ can be computed efficiently. Both conditions are satisfied by the group centrality ν considered in Section 3, which allows the PAGTC of all nodes to be computed in in $O(|E|)$ time.

3. APPLICATION TO COMPLEX CONTAGION

The concepts introduced in Section 2 find a natural application in the context of complex contagion. In this section, we explore how past-aware game-theoretic centrality relates to the problem of influence maximization in complex contagion.

3.1. Complex contagion dynamics. In complex contagion (CC), reinforcement from multiple neighbors is required for the transmission of an infection or the spread of an idea. We adopt the latter interpretation, focusing on the *spread of ideas or information*, as our goal is to study strategies that *maximize* the overall propagation of the dynamics.

Definition 4. Given a graph $G = (V, E)$, an integer $K \geq 1$, and a set of *seeds* $T_0 \subseteq V$, the K -*complex contagion* (CC) dynamics is defined as the sequence of node sets T_0, T_1, T_2, \dots , where, for $k \geq 0$,

$$T_{k+1} = T_k \cup \{v \in V \setminus T_k : |N(v) \cap T_k| \geq K\}.$$

Every node of G can be *active* or *inactive*. The nodes in T_k represent the active nodes at round k . At each round, every inactive node with at least K active neighbors becomes active. The dynamics may reach a fixed point before the entire graph is activated.

A group centrality can be naturally associated to the CC dynamics [17, Sec. 4.2]:

Definition 5. Given a graph $G = (V, E)$, and an integer $K \geq 1$, we define the group centrality ν_K as

$$\nu_K(S) = |S| + \left| \{u \in V \setminus \{S\} : |N(u) \cap S| \geq K\} \right|.$$

Here, assuming that S is the set of currently active nodes, $\nu_K(S)$ represents the number of nodes that will be active in the *next round* of the K -complex contagion process. This can be interpreted as “looking one step ahead” in the dynamics, so we refer to $\nu_K(S)$ as the *one-round influence* of S .

The group centrality ν_K was introduced in [17] in the context of game-theoretic centrality, where a closed-form expression for the corresponding Shapley GTC was derived. In Section 3.2, we derive closed-form expressions for both Shapley and semivalue PAGTC, which we then leverage to address the problem of CC influence maximization and some variants (Sections 3.3 and 3.5).

3.2. PAGTC for complex contagion. We now provide a computationally-efficient closed-form expressions for the PAGTC associated with ν_K (Definition 5). The following theorem provides the desired expression for the Shapley value; see (15) and (16) for the semivalue case.

Theorem 2. *Given a graph $G = (V, E)$ and a subset of nodes S_0 , for any $v \in V$ let s_v denote the number of neighbors of v outside S_0 and define*

$$r_v = K - 1 - (\deg(v) - s_v) = K - 1 - |N(v) \cap S_0|.$$

Then the Shapley PAGTC associated with ν_K of a node $u \notin S_0$ is given by the following expression:

$$\phi_{\nu_K}^{\text{Sh}}(u|S_0) = (|S_0| + 1) \left[C_1(u) + \sum_{\substack{v \in N(u) \\ v \notin S_0, \deg(v) \geq K}} C_2(v) \right], \quad (11)$$

where

$$C_1(u) = \frac{\frac{\binom{|S_0| + 1 + \min\{s_u, r_u\}}{|S_0| + 1}}{\binom{|S_0| + s_u}{|S_0|}}}{|S_0| + s_u + 1}, \quad C_2(v) = \frac{\frac{\binom{s_v - 1}{r_v}}{\binom{|S_0| + s_v}{|S_0| + r_v}}}{|S_0| + s_v + 1}.$$

We assume the convention that $\binom{x}{y} = 0$ if any of x and y is negative.

Proof. We express ν_K in the form of (9) by setting $\Theta = V$, $g \equiv 1$, and by defining the relation \sim such that $v \sim S$ if and only if $v \in S$ or there are at least K neighbors of v in S . In this context, the sets $\text{NC}_u^s(v)$ of negative contributions (see Theorem 1) are always empty.

As for positive contributions $\text{PC}_u^s(v)$, let S be a group of s nodes such that $S_0 \subseteq S \subseteq V \setminus \{u\}$: given a node $v \neq u$, the group S belongs to $\text{PC}_u^s(v)$ if and only if v is not in S , u is a neighbor of v , and S contains exactly $K - 1$ neighbors of v . Therefore, for any $v \in N(u)$ we have

$$|\text{PC}_u^s(v)| = \underbrace{\binom{s_v - 1}{r_v}}_{\text{choices for the neighbors of } v \text{ in } S \setminus S_0} \underbrace{\binom{n - 1 - |S_0| - s_v}{s - |S_0| - r_v}}_{\text{choices for the non neighbors of } v \text{ in } S \setminus S_0}. \quad (12)$$

where $\deg(v)$ has to be at least K .

In the case where $v = u$, we have that S belongs to $\text{PC}_u^s(u)$ if and only if there are *strictly less* than K neighbors of u in S , leading to

$$|\text{PC}_u^s(u)| = \sum_{j=0}^m \binom{s_u}{j} \binom{n - 1 - |S_0| - s_u}{s - |S_0| - j}, \quad (13)$$

where j is the number of neighbors of u in $S \setminus S_0$ and

$$m = \min\{s_u, r_u\},$$

assuming $\deg(u) - s_u \leq K - 1$.

We have

$$\begin{aligned}
\frac{1}{n} \sum_{s=0}^{n-1} \frac{|\text{PC}_u^s(v)|}{\binom{n-1}{s}} &= \frac{1}{n} \binom{s_v-1}{r_v} \sum_{s=0}^{n-1} \frac{\binom{n-1-|S_0|-s_v}{s-|S_0|-r_v}}{\binom{n-1}{s}} \\
&\stackrel{(*)}{=} \frac{1}{n} \frac{\binom{s_v-1}{r_v}}{\binom{n-1}{|S_0|+s_v} \binom{|S_0|+s_v}{|S_0|+r_v}} \sum_{s=0}^{n-1} \binom{n-1-s}{s_v-r_v} \binom{s}{|S_0|+r_v} \\
&\stackrel{(**)}{=} \frac{1}{n} \frac{\binom{s_v-1}{r_v} \binom{n}{|S_0|+s_v+1}}{\binom{n-1}{|S_0|+s_v} \binom{|S_0|+s_v}{|S_0|+r_v}} = \frac{\binom{s_v-1}{r_v}}{\binom{|S_0|+s_v}{|S_0|+r_v}} = \frac{\binom{s_v-1}{r_v}}{|S_0|+s_v+1},
\end{aligned}$$

where $(*)$ can be verified by expressing the binomial coefficients in factorial form, while $(**)$ follows from [5, Eq. (5.26)]:

$$\sum_{s=0}^t \binom{t-s}{a} \binom{r+s}{b} = \binom{t+r+1}{a+b+1},$$

for any integer $a, t \geq 0$ and $b \geq r \geq 0$. Similarly, we have

$$\frac{1}{n} \sum_{s=0}^{n-1} \frac{|\text{PC}_u^s(u)|}{\binom{n-1}{s}} = \frac{\sum_{j=0}^m \frac{\binom{s_u}{j}}{\binom{|S_0|+s_u}{|S_0|+j}}}{|S_0|+s_u+1} = \frac{1}{\frac{\binom{|S_0|+s_u}{|S_0|}}{|S_0|+s_u+1}} \sum_{j=0}^m \binom{|S_0|+j}{|S_0|} \stackrel{(\dagger)}{=} \frac{\frac{\binom{|S_0|+m+1}{|S_0|+1}}{\binom{|S_0|+s_u}{|S_0|}}}{|S_0|+s_u+1},$$

where in (\dagger) we applied the “hockey-stick” identity [5, Eq. (5.10)]:

$$\sum_{j=0}^m \binom{a+j}{a} = \binom{a+m+1}{a+1}.$$

The conclusion follows from (10). \square

Remark 3. By substituting $S_0 = \emptyset$ in (11), we recover the Shapley GTC expression derived in [17]:

$$\phi_{\nu_K}^{\text{Sh}}(u) = \min \left\{ 1, \frac{K}{\deg(u)+1} \right\} + \sum_{v \in N(u)} \frac{\max\{\deg(v)+1-K, 0\}}{\deg(v)(\deg(v)+1)}. \quad (14)$$

The algorithm in Listing 3 leverages the result of Theorem 2 for the computation of the Shapley PAGTC. Each of the binomial coefficients in (11) can be computed in $O(s_v) \leq O(\deg(v))$ time. Therefore, the algorithm runs in $O(|E|)$ time.

LISTING 3. Algorithm for Shapley PAGTC associated with ν_K .

Given graph $G = (V, E)$ and $S_0 \subset V$:

for $v \in V$:

$s_v \leftarrow |N(v) \setminus S_0|$

$r_v \leftarrow K - 1 - (\deg(v) - s_v)$

for $v \in V$:

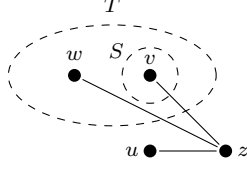
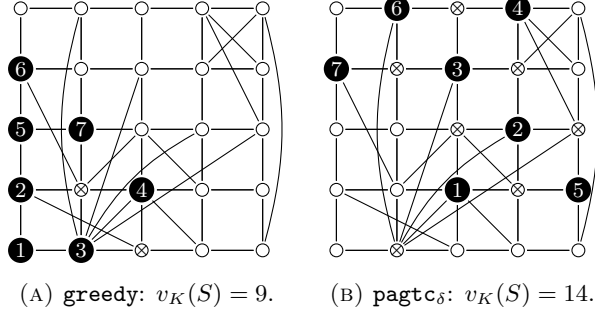
compute $C_1(v)$ and $C_2(v)$ as in (11)

for $u \in V \setminus S_0$:

compute $\phi_{\nu_K}^{\text{Sh}}(u)$ according to (11)

As a byproduct of the proof of Theorem 2, a closed formula for a general semivalue PAGTC associated with ν_K is given by

$$\phi_{\nu_K}^\beta(u|S_0) = C_\beta \sum_{s=0}^{n-1} \frac{\beta(s)}{\binom{n-1}{s}} \sum_{v \in N(u) \cup \{u\}} |\text{PC}_u^s(v)|, \quad (15)$$

FIGURE 1. Violation of submodularity of ν_K and ν_K^* , for $K = 3$.FIGURE 2. Maximization of $\nu_K(S)$, with $K = 3$ and $r = 7$, according to different algorithms. The solution set S is depicted with black nodes, and the numbers represents the order in which they joined the solution set. The nodes outside S that have at least K neighbors in S are marked with \times .

where C_β is given in (6), and $|\text{PC}_u^s(v)|$ is given by (12) and (13).

In the particular case where $\beta = \delta_s$, for a given s , if we rework the binomial coefficients we obtain

$$\phi_{\nu_K}^{\delta_s}(u|S_0) = \sum_{j=0}^{\min\{s_u, r_u\}} \frac{\binom{n-1-s}{s_u-j} \binom{s-|S_0|}{j}}{\binom{n-1-|S_0|}{s_u}} + \sum_{\substack{v \in N(u), v \notin S_0, \\ \deg(v) \geq K}} \frac{\binom{n-1-s}{s_v-r_v} \binom{s-|S_0|}{r_v}}{\binom{n-1-|S_0|}{s_v}} \left(1 - \frac{r_v}{s_v}\right). \quad (16)$$

In this way, binomial coefficients in (16) can likewise be computed in $O(\deg(v))$, yielding an algorithm analogous to Listing 3, with overall complexity $O(K|E|) = O(|E|)$, for fixed K .

3.3. One-round influence maximization. Given a graph $G = (V, E)$ and a budget $0 < r < |V|$, the following problem naturally arises in CC dynamics:

$$\operatorname{argmax}_{S \subseteq V} \{\nu_K(S) : |S| = r\}, \quad (17)$$

where ν_K is the one-round influence of S , see Definition 5. This is an instance of the general set-function maximization problem (7), and consists in finding a set of nodes of given cardinality that maximizes the number of influenced nodes in a *single round* of complex contagion.

For $K > 1$, the function ν_K is *not* submodular, as illustrated in Figure 1: indeed, we have $\nu_3(u|S) = 1$, whereas $\nu_3(u|T) = 2$. As discussed in Section 2.3, in this case there are no guarantees that the greedy approach provides good results, and we expect the PAGTC approach to work better. Moreover, the analysis in Section 3.2 ensures that such approach is computationally efficient.

In the following, we denote by ‘**pagtc $_{\delta}$** ’ the PAGTC-based algorithm of Listing 2, where $f = \nu_K$ is computed via (16). Similarly, we denote by ‘**greedy**’ the algorithm in Listing 1, where $f = \nu_K$ as well. Both algorithms run in $O(r|E|)$.

Figure 2 compares the outcome of the **greedy** and **pagtc_δ** algorithms on a *navigable small-world* graph [7]. The greedy approach identifies a set S with $|\nu_K(S)| = 9$, whereas the PAGTC-based algorithm finds the optimal solution, with 14 influenced nodes. Although a more thorough analysis on a broader set of graphs will be presented in Section 4, this example already suggests that the PAGTC approach has greater long-term planning capabilities in constructing S than the greedy approach.

3.4. Influence maximization. We now turn to a more challenging version of Problem (17), which has received broader attention in the literature. We begin with the following definition.

Definition 6. Given a graph $G = (V, E)$ and set $S \subseteq V$ of initially active seeds, we define the *influence* $\nu_K^*(S)$ as the number of active nodes at the end of the evolution of the K -complex contagion.

The corresponding maximization problem, for a budget $0 < r < |V|$,

$$\operatorname{argmax}_{S \subseteq V} \{\nu_K^*(S) : |S| = r\} \quad (18)$$

is known as *influence maximization in complex contagion* (CCIM). While Problem (17) aims to maximize the influence spread at the next step, Problem (18) seeks to maximize the influence over the entire evolution. We denote by **greedy*** the corresponding greedy algorithm, i.e., the procedure in Listing 1, with $f = \nu_K^*$. A single evaluation of ν_K^* requires simulating the full contagion cascade, which can be done in $O(|E|)$ time. Therefore, the time complexity of **greedy*** is $O(r|V| \cdot |E|)$. As with ν_K , there are no bounds on the optimality of the greedy solution, since ν_K^* is not submodular, see Figure 1 and [36, Thm. 1].

Developing an algorithm that applies the PAGTC approach to ν_K^* presents a significant challenge: ν_K^* cannot be readily incorporated into the framework described in Section 2.4, which makes the computation of $\phi_{\nu_K^*}^\beta$ infeasible. As an alternative, we propose to leverage the solutions obtained for Problem (17) using the **pagtc_δ** algorithm as candidate solutions for Problem (18), since a set of seeds with large one-round influence may also achieve a large full influence. To evaluate this approach, in Section 4 we conduct experiments comparing **greedy*** and **pagtc_δ**.

3.5. Complex contagion with dynamic targeting. As an additional example, we show the application of the PAGTC approach to another problem related to CC dynamics, which we refer to as *dynamic targeting*. The problem concerns a variation of K -complex contagion where, after each round, one additional node is externally activated according to a given strategy. Starting from an empty seed set, all nodes in the graph will eventually become active in at most $|V|$ rounds, thanks to these external activations. The goal is to choose a targeting strategy that minimizes the number of rounds required to activate the entire graph.

After round k , with active nodes given by T_k , we propose a heuristic similar to Problem 17, where we activate a node u_k that maximizes the expected marginal contribution to the future set of collaborators $S \supseteq T_k$:

$$u_k \in \operatorname{argmax}_{u \notin T_k} \{\phi_{\nu_K}^\beta(u|T_k)\}. \quad (19)$$

In this setting, we want the externally activated node to contribute effectively during *all future rounds* of the contagion process, so we assign equal weights $\beta(s)$ for every possible number of collaborators $s = K, \dots, |V| - 1$. This yields a strategy, denoted by **pagtc_{Sh}**, that maximizes the Shapley PAGTC, $\phi_{\nu_K}^{\text{Sh}}(u|T_k)$.

In Section 4, we compare **pagtc_{Sh}** with other greedy methods and additional heuristic strategies.

TABLE 1. Comparison between greedy and PAGTC approaches for one-round and full influence maximization in K -complex contagion, for different values of K and budget of $r = 2K$. We report the one-round and full influence of the solution, normalized (in %). The optimal value (**opt**) is reported when available, and the best value, excluding the optimal one, is highlighted.

Graph G	K	Problem (17)			Problem (18)		
		greedy $O(r E)$	pagtc $_{\delta}$ $O(r E)$	opt	greedy* $O(r V \cdot E)$	pagtc $_{\delta}$ $O(r E)$	opt
small-world (average of 100)	2	40.8	45.1	47.1	100	98.4	100
	3	36.2	45.1	48.0	48.1	51.1	75.6
	4	35.0	47.9	49.5	35.4	49.4	56.6
flor-families	2	46.7	60.0	66.7	86.7	66.7	86.7
	3	53.3	60.0	60.0	60.0	66.7	73.3
	4	53.3	73.3	73.3	53.3	73.3	73.3
les-miserables	2	7.8	35.1	37.7	80.5	70.1	80.5
	3	9.1	29.9	31.2	10.4	45.5	67.5
	4	11.7	31.2		11.7	33.8	
retweets	2	8.3	12.5	13.5	26.0	21.9	26.0
	3	6.2	9.4	11.5	6.2	9.4	15.6
	4	8.3	11.5		8.3	11.5	
fb-messages	2	2.8	6.5		80.8	80.4	
	3	0.6	4.6		0.6	68.1	
	4	0.6	3.2		0.6	58.1	
	5	0.8	2.4		0.8	51.0	

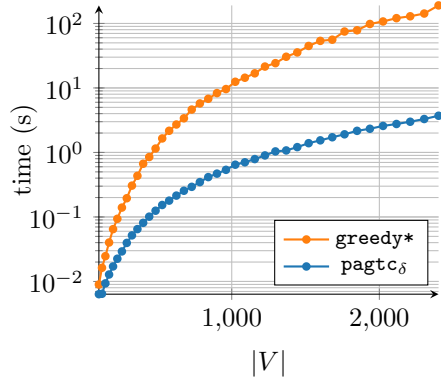
4. NUMERICAL EXPERIMENTS

In this section we evaluate numerically the strategies discussed in Sections 3.3–3.5 for the influence maximization problem in complex contagion and its variants. In our experiments, we consider the following graphs:

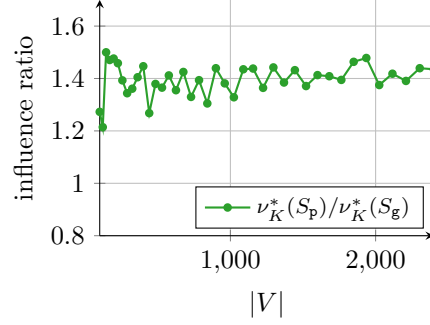
- **small-world** denotes a set of 100 undirected *navigable small-world* graphs [7], each containing 25 nodes and an average of about 52 edges, generated using NetworkX’s `navigable_small_world` function [10].
- **flor-families** (15 nodes, 20 edges) and **les-miserables** (77 nodes, 254 edges) are well-known datasets available via NetworkX [10] representing, respectively, marriage ties among Renaissance Florentine families and co-occurrence of characters in Hugo’s *Les Misérables*.
- **retweets** (96 nodes, 117 edges) and **fb-messages** (1266 nodes, 6451 edges) represent retweets among Twitter users for selected hashtags and messages among a Facebook community of students at the University of California, Irvine [22].

The tests were conducted on an M1 Pro CPU with 16 GB of RAM, using Python 3.12.8 and NetworkX 3.4.2 (see Section 5).

4.1. One-round and full influence maximization. In Table 1, we compare the greedy and PAGTC-based approaches for Problems (17) and (18). The table reports the achieved influence— $\nu(S)$ in Problem 17 and $\nu^*(S)$ in Problem 18—as a percentage of the total number of nodes.



(A) Execution time (in seconds) of **pagtc δ** and **greedy*** for Problem (18).



(B) Influence ratio between S_p (the **pagtc δ** solution) and S_g (the **greedy*** solution). Ratios greater than one indicate that **pagtc δ** outperforms **greedy***.

FIGURE 3. Comparison between the **greedy*** and **pagtc δ** algorithms for influence maximization on a family of small-world graphs of increasing size, each with an average degree above 7. The parameter K is set to 5, while r corresponds to approximately 10% of the total number of nodes.

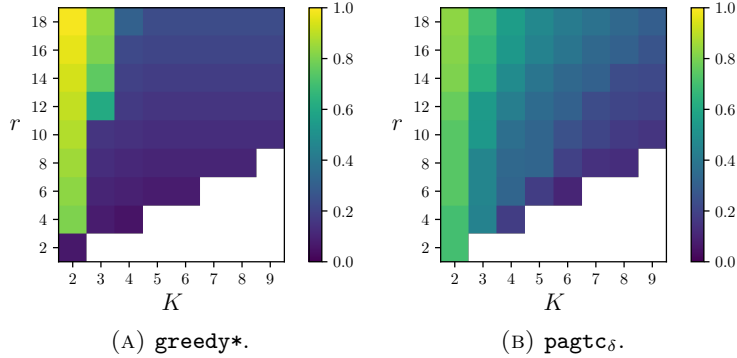


FIGURE 4. Comparison between **greedy*** and **pagtc δ** for influence maximization on the **les-miserables** graph, using various values of K and r . Each plot shows the relative influence $\nu_K^*(S)/|V|$ of the obtained solution S .

Consistent with the observations from Figure 2, the PAGTC approach clearly outperforms the greedy one in Problem (17), often achieving near-optimal solutions on small graphs, while maintaining the same computational cost.

For the influence maximization problem (18), **pagtc δ** tends to outperform **greedy*** for higher values of K , where the increased problem complexity drastically reduces the effectiveness of the greedy approach. In the emblematic case of **fb-messages**, for $K > 2$, the influence of the solution sets found by the **greedy*** algorithm, which evaluates the full cascade at each iteration, shows no improvement over the one-round influence found by the simpler **greedy** algorithm. In contrast, the solution found by **pagtc δ** for one-round influence achieves good results for the full influence problem.

As for computational complexity, **pagtc δ** runs in $O(r|E|)$ time, compared to **greedy***, which requires $O(r|V| \cdot |E|)$. Figure 3A reports the execution times of the two algorithms on a family of navigable small-world graphs of increasing size. The PAGTC approach is more than one order of magnitude faster than the greedy

TABLE 2. Comparison between various algorithms on the dynamically targeted K -complex contagion. We report the number of rounds required to activate the entire graph, normalized (in %) by the number of nodes. The best value is highlighted.

Graph G	K	degree $O(1)$	greedy $O(E)$	greedy* $O(V \cdot E)$	pagtc _{Sh} $O(E)$
small-world (average of 100)	2	26.6	24.4	32.5	27.6
	3	61.7	46.0	45.2	46.6
	4	94.0	75.4	74.2	65.2
flor-families	2	60.0	46.7	40.0	46.7
	3	86.7	73.3	73.3	66.7
	4	100.0	93.3	93.3	80.0
les-miserables	2	29.9	27.3	24.7	24.7
	3	49.4	45.5	40.3	40.3
	4	63.6	58.4	54.5	49.4
retweets	2	75.0	64.6	60.4	59.4
	3	96.9	82.3	81.2	71.9
	4	99.0	89.6	89.6	80.2
fb-messages	2	19.8	19.0	18.7	18.7
	3	32.0	31.0	30.6	30.4
	4	41.8	40.3	39.8	39.0
	5	49.1	47.2	46.4	45.0

one, while still delivering solutions that are always better, with **pagtc_δ** reaching an influence between 20% and 50% larger than **greedy*** (Figure 3B).

Finally, Figure 4 compares **greedy*** and **pagtc_δ** for influence maximization on the **les-miserables** graph, over a broader range of values for K and r . Consistent with previous observations, the PAGTC approach tends to yield better results overall, whereas the greedy method is preferable for smaller K , particularly when r is large.

4.2. Dynamic targeting. As a final application, we test the PAGTC approach described in Section 3.5 for CC with dynamic targeting, where after each round one more node is externally activated according to some strategy. In Table 2 we compare the performance of **pagtc_{Sh}** with two greedy strategies, which after each round k select, respectively,

$$u_k = \operatorname{argmax}_{u \notin T_k} \nu_K(u|T_k) \quad (\text{greedy})$$

$$u_k = \operatorname{argmax}_{u \notin T_k} \nu_K^*(u|T_k) \quad (\text{greedy*}),$$

where T_k is the set of active nodes. As a baseline, we also include the **degree** strategy, which selects one of the inactive nodes with maximum degree. Since the number of CC rounds until saturation depends on the approach, the computational complexities reported in Table 2 refer to a single call of the strategy.

Consistent with the influence maximization problem, the PAGTC approach is the most computationally efficient, except for the **degree** strategy, and performs slightly better than the other methods for the larger values of K .

As a final remark, note that choosing $\beta = \delta_{|T_k|}$ in the PAGTC strategy (19) recovers the **greedy** strategy (see Example 2). Hence, by adjusting the β distribution, one can interpolate between **greedy** and **pagtc_{Sh}**. Figure 5 compares targeted CC

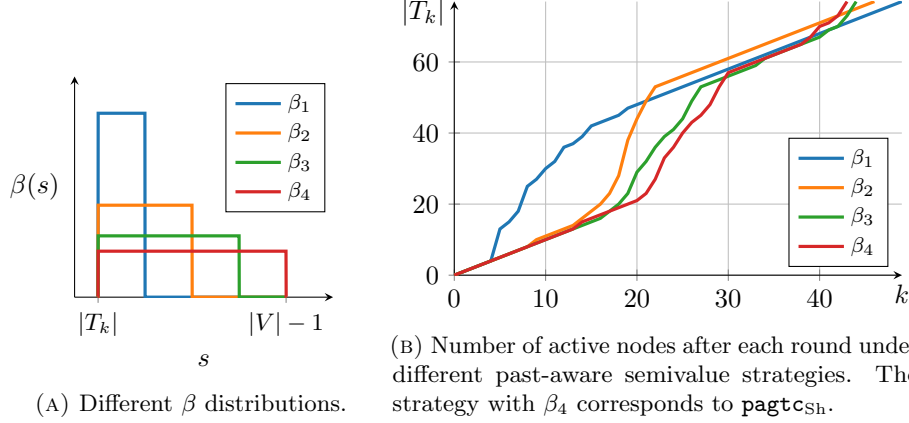


FIGURE 5. Comparison of semivalue-based dynamic targeting strategies for complex contagion on the `les-miserables` graph.

dynamics where at each round u_k is selected according to (19) under different β distributions. The results show that the more β is concentrated around $|T_k|$, the faster the contagion progresses in the early stages, in a greedy fashion, whereas a more uniform β induces a more far-sighted spreading behavior.

5. CONCLUSIONS AND FUTURE WORK

We introduced *past-aware game-theoretic centrality*, a variant of game-theoretic centrality that accounts for a specified set of current collaborators when evaluating a node's importance in synergy-based dynamics. Building on this, we proposed a general heuristic for maximizing set functions (i.e., group centrality indices) over subsets of graph nodes.

To validate the approach, we applied it to a group centrality closely related to K -complex contagion, designing PAGTC-based algorithms for different versions of the influence maximization problem. This choice was motivated by the remarkable efficiency of computing the corresponding past-aware centrality scores via derived closed-form expressions. The resulting algorithms are fast, scalable, and outperform alternatives of comparable or higher complexity, particularly for the most challenging dynamics associated with higher values of K .

The framework invites exploration of additional group centrality indices whose past-aware game-theoretic scores can be computed efficiently, with applicability constrained primarily by the high computational costs encountered in the general case.

DATA STATEMENT

The relevant Python code used for the experiments presented here is available in a GitHub repository `francesco-zigliotto/pagtc-complex-contagion`.

ACKNOWLEDGEMENTS

The author gratefully acknowledges Professors M. Benzi and F. Durastante for their encouragement and support, and also acknowledges funding from INdAM-GNCS and from MUR (Ministero dell'Università e della Ricerca) through the PRIN Project 20227PCKZ.

REFERENCES

- [1] L. S. Shapley. “A Value for n-Person Games”. In: *Contributions to the Theory of Games (AM-28), Volume II*. Ed. by H. W. Kuhn and A. W. Tucker. Princeton University Press, 1952, pp. 307–318. DOI: 10.1515/9781400881970-018.
- [2] M. Granovetter. “Threshold models of collective behavior”. In: *American journal of sociology* 83.6 (1978), pp. 1420–1443. DOI: 10.1086/226707.
- [3] G. L. Nemhauser, L. A. Wolsey, and M. L. Fisher. “An analysis of approximations for maximizing submodular set functions—I”. In: *Mathematical Programming* 14.1 (Dec. 1, 1978), pp. 265–294. DOI: 10.1007/BF01588971.
- [4] P. Dubey, A. Neyman, and R. J. Weber. “Value Theory without Efficiency”. In: *Mathematics of Operations Research* 6.1 (1981), pp. 122–128. DOI: 10.1287/moor.6.1.122.
- [5] R. L. Graham, D. E. Knuth, and O. Patashnik. *Concrete Mathematics: A Foundation for Computer Science*. 2nd. USA: Addison-Wesley Longman Publishing Co., Inc., 1994.
- [6] M. G. Everett and S. P. Borgatti. “The centrality of groups and classes”. In: *The Journal of Mathematical Sociology* 23.3 (1999), pp. 181–201. DOI: 10.1080/0022250X.1999.9990219.
- [7] J. M. Kleinberg. “Navigation in a small world”. In: *Nature* 406.6798 (2000), pp. 845–845. DOI: 10.1038/35022643.
- [8] D. Kempe, J. Kleinberg, and É. Tardos. “Maximizing the spread of influence through a social network”. In: *Proceedings of the Ninth ACM SIGKDD International Conference on Knowledge Discovery and Data Mining*. KDD ’03. Washington, D.C.: Association for Computing Machinery, 2003, pp. 137–146. DOI: 10.1145/956750.956769.
- [9] D. Centola and M. Macy. “Complex Contagions and the Weakness of Long Ties”. In: *American Journal of Sociology* 113.3 (2007), pp. 702–734. DOI: 10.1086/521848.
- [10] A. A. Hagberg, D. A. Schult, and P. J. Swart. “Exploring Network Structure, Dynamics, and Function using NetworkX”. In: *Proceedings of the 7th Python in Science Conference (SciPy2008)* (2008). Ed. by G. Varoquaux, T. Vaught, and J. Millman, pp. 11–15.
- [11] N. R. Suri and Y. Narahari. “Determining the top-k nodes in social networks using the Shapley value”. In: *Proceedings of the 7th International Joint Conference on Autonomous Agents and Multiagent Systems - Volume 3*. AAMAS ’08. Estoril, Portugal: International Foundation for Autonomous Agents and Multiagent Systems, 2008, pp. 1509–1512.
- [12] J. Castro, D. Gómez, and J. Tejada. “Polynomial calculation of the Shapley value based on sampling”. In: *Computers & Operations Research* 36.5 (2009). Selected papers presented at the Tenth International Symposium on Locational Decisions (ISOLDE X), pp. 1726–1730. DOI: 10.1016/j.cor.2008.04.004.
- [13] W. Chen, Y. Yuan, and L. Zhang. “Scalable Influence Maximization in Social Networks under the Linear Threshold Model”. In: *2010 IEEE International Conference on Data Mining* (2010), pp. 88–97. DOI: 10.1109/ICDM.2010.118.
- [14] A. Goyal, W. Lu, and L. V. Lakshmanan. “CELF++: optimizing the greedy algorithm for influence maximization in social networks”. In: *Proceedings of the 20th International Conference Companion on World Wide Web*. WWW ’11. Hyderabad, India: Association for Computing Machinery, 2011, pp. 47–48. DOI: 10.1145/1963192.1963217.
- [15] P. L. Szczepanski, T. P. Michalak, and T. Rahwan. “A new approach to betweenness centrality based on the Shapley Value”. In: *AAMAS*. 2012.

- [16] N. J. McCullen, A. M. Rucklidge, C. S. E. Bale, T. J. Foxon, and W. F. Gale. “Multiparameter Models of Innovation Diffusion on Complex Networks”. In: *SIAM Journal on Applied Dynamical Systems* 12.1 (2013), pp. 515–532. DOI: 10.1137/120885371.
- [17] T. P. Michalak, K. V. Aadithya, P. L. Szczepanski, B. Ravindran, and N. R. Jennings. “Efficient Computation of the Shapley Value for Game-Theoretic Network Centrality”. In: *Journal of Artificial Intelligence Research* 46 (2013), pp. 607–650. DOI: 10.1613/jair.3806.
- [18] K. Adamczewski, S. Matejczyk, and T. P. Michalak. “How good is the shapley value-based approach to the influence maximization problem?”. In: *Proceedings of the Twenty-First European Conference on Artificial Intelligence*. ECAI’14. Prague, Czech Republic: IOS Press, 2014, pp. 955–956.
- [19] P. Boldi and S. Vigna. “Axioms for Centrality”. In: *Internet Mathematics* 10.3-4 (2014), pp. 222–262. DOI: 10.1080/15427951.2013.865686.
- [20] C. Borgs, M. Brautbar, J. Chayes, and B. Lucier. “Maximizing social influence in nearly optimal time”. In: *Proceedings of the Twenty-Fifth Annual ACM-SIAM Symposium on Discrete Algorithms*. SODA ’14. Portland, Oregon: Society for Industrial and Applied Mathematics, 2014, pp. 946–957.
- [21] R. Ebrahimi, J. Gao, G. Ghasemiefteh, and G. Schoenebeck. “Complex Contagions in Kleinberg’s Small World Model”. In: *Proceedings of the 2015 Conference on Innovations in Theoretical Computer Science*. ITCS ’15. Rehovot, Israel: Association for Computing Machinery, 2015, pp. 63–72. DOI: 10.1145/2688073.2688110.
- [22] R. A. Rossi and N. K. Ahmed. “The Network Data Repository with Interactive Graph Analytics and Visualization”. In: *AAAI*. 2015.
- [23] Y. Tang, Y. Shi, and X. Xiao. “Influence Maximization in Near-Linear Time: A Martingale Approach”. In: *Proceedings of the 2015 ACM SIGMOD International Conference on Management of Data*. SIGMOD ’15. Melbourne, Victoria, Australia: Association for Computing Machinery, 2015, pp. 1539–1554. DOI: 10.1145/2723372.2723734.
- [24] V. S. Kulkarni. “Temporal Evolution of Social Innovation: What Matters?”. In: *SIAM Journal on Applied Dynamical Systems* 15.3 (2016), pp. 1485–1500. DOI: 10.1137/15M1040797.
- [25] R. Angell and G. Schoenebeck. “Don’t Be Greedy: Leveraging Community Structure to Find High Quality Seed Sets for Influence Maximization”. In: *Web and Internet Economics: 13th International Conference, WINE 2017, Bangalore, India, December 17–20, 2017, Proceedings*. Bangalore, India: Springer-Verlag, 2017, pp. 16–29. DOI: 10.1007/978-3-319-71924-5_2.
- [26] R. Diestel. *Graph Theory*. 5th. Springer Publishing Company, Incorporated, 2017. DOI: 10.1007/978-3-662-53622-3.
- [27] R. Ebrahimi, J. Gao, G. Ghasemiefteh, and G. Schoenebeck. “How Complex Contagions Spread Quickly in Preferential Attachment Models and Other Time-Evolving Networks”. In: *IEEE Transactions on Network Science and Engineering* 4.4 (2017), pp. 201–214. DOI: 10.1109/TNSE.2017.2718024.
- [28] M. Jalili and M. Perc. “Information cascades in complex networks”. In: *Journal of Complex Networks* 5.5 (July 2017), pp. 665–693. DOI: 10.1093/comnet/cnx019.
- [29] M. K. Tarkowski, T. P. Michalak, T. Rahwan, and M. Wooldridge. “Game-theoretic Network Centrality: A Review”. In: *arXiv* (2017). DOI: 10.48550/arXiv.1801.00218.
- [30] G. Ghasemiefteh, R. Ebrahimi, and J. Gao. “Complex contagion and the weakness of long ties in social networks: revisited”. In: *Proceedings of the*

- Fourteenth ACM Conference on Electronic Commerce*. EC '13. Philadelphia, Pennsylvania, USA: Association for Computing Machinery, 2018, pp. 507–524. DOI: 10.1145/2482540.2482550.
- [31] D. Guilbeault, J. Becker, and D. Centola. “Complex Contagions: A Decade in Review”. In: *Complex Spreading Phenomena in Social Systems: Influence and Contagion in Real-World Social Networks*. Ed. by S. Lehmann and Y.-Y. Ahn. Cham: Springer International Publishing, 2018, pp. 3–25. DOI: 10.1007/978-3-319-77332-2_1.
 - [32] O. Skibski, T. P. Michalak, and T. Rahwan. “Axiomatic characterization of game-theoretic centrality”. In: *J. Artificial Intelligence Res.* 62 (2018), pp. 33–68. DOI: 10.1613/jair.1.11202.
 - [33] M. K. Tarkowski, P. L. Szczepański, T. P. Michalak, P. Harrenstein, and M. Wooldridge. “Efficient computation of semivalues for game-theoretic network centrality”. In: *Journal of Artificial Intelligence Research* 63 (2018), pp. 145–189. DOI: 10.1613/jair.1.11239.
 - [34] C. Griffin, S. Rajtmajer, A. Squicciarini, and A. Belmonte. “Consensus and Information Cascades in Game-Theoretic Imitation Dynamics with Static and Dynamic Network Topologies”. In: *SIAM Journal on Applied Dynamical Systems* 18.2 (2019), pp. 597–628. DOI: 10.1137/16M109675X.
 - [35] G. Schoenebeck, B. Tao, and F.-Y. Yu. “Think globally, act locally: On the optimal seeding for nonsubmodular influence maximization”. In: *Inf. Comput.* 285.PB (May 2022). DOI: 10.1016/j.ic.2022.104919.
 - [36] H. Chen, B. Wilder, W. Qiu, B. An, E. Rice, and M. Tambe. “Complex Contagion Influence Maximization: A Reinforcement Learning Approach”. In: *Proceedings of the Thirty-Second International Joint Conference on Artificial Intelligence, IJCAI-23*. Ed. by E. Elkind. Main Track. International Joint Conferences on Artificial Intelligence Organization, Aug. 2023, pp. 5531–5540. DOI: 10.24963/ijcai.2023/614.

SCUOLA NORMALE SUPERIORE. PISA, PI 56126, ITALY.

Email address, Corresponding author: francesco.zigliotto@sns.it