

A Fast and Accurate Approach for Covariance Matrix Construction

Felix Reichel[§]

November 2025

Abstract

Reichel (2025) defined the *bvariance* as $\text{Bvariance}(x) = \frac{1}{n(n-1)} \sum_{i < j} (x_i - x_j)^2$, which admits an $\mathcal{O}(n)$ reformulation using scalar sums. We extend this to the covariance matrix by showing that $\text{Cov}(\mathbf{X}) = \frac{1}{n-1} \left(\mathbf{X}^\top \mathbf{X} - \frac{1}{n} \mathbf{s} \mathbf{s}^\top \right)$ with $\mathbf{s} = \mathbf{X}^\top \mathbf{1}_n$ is algebraically identical to the pairwise-difference form yet avoids explicit centering. Computation reduces to a single $p \times p$ outer matrix product and one subtraction. Empirical Benchmarks in Python show clear runtime gains over `numpy.cov` and in non-BLAS tuned settings. Faster Gram routines such as `RXTX` [16] and for $\mathbf{X}\mathbf{X}^\top$ further reduce total cost.

MSC (2020): Primary 62H12; Secondary 62-08, 65F30, 65Y20, 15A09

1 Introduction

Reichel (2025) introduced the *bvariance*, a between-sample variance based on all pairwise differences and computable in $\mathcal{O}(n)$ using scalar sums only. The *bvariance*—the average of all pairwise squared differences—admits an algebraically optimized $\mathcal{O}(n)$ formula that is numerically equivalent to the naïve $\mathcal{O}(n^2)$ definition and, for data, equals exactly twice the unbiased sample variance.

This work extends the same principle to the covariance and variance–covariance matrices. Starting from the pairwise-difference representation, we derive an optimized closed form that depends only on the Gram matrix $\mathbf{X}^\top \mathbf{X}$, the column-sum vector $\mathbf{s} = \mathbf{X}^\top \mathbf{1}_n$, and the sample size n . Complete elementwise and matrix proofs are given, including an identity through the centering matrix $\mathbf{H} = \mathbf{I}_n - \frac{1}{n} \mathbf{1}_n \mathbf{1}_n^\top$, together with symbolic verification of all scalar equalities.

On the computational side, the optimized form avoids explicit centering, reduces data movement, and concentrates work in a single $p \times p$ outer-product matrix followed by one subtraction. The resulting estimator remains algebraically identical to the textbook sample covariance with denominator $n - 1$ while achieving lower asymptotic cost.

Benchmarks in Python and R—with per-estimator warm-up, Tukey’s rules (IQR) trimming, and bootstrapped confidence bands—show that the optimized construction is slightly faster than a standard “center-then-multiply” computation and clearly faster than `numpy.cov` for large n , while remaining numerically identical up to machine precision. Comparisons with `cov` in base R confirm similar behavior, though the gain may diminish in BLAS-accelerated settings.

[§]F. Reichel, *On Bessel’s Correction: Unbiased Sample Variance, the Bvariance, and a Novel Runtime-Optimized Estimator*, [arXiv:2503.22333v5](https://arxiv.org/abs/2503.22333v5), 2025 (DOI). This is an early preprint draft. The usual disclaimers apply.

We also reference faster Gram-matrix routines such as RXTX [16] and for \mathbf{XX}^\top , which can serve as a drop-in improvement or computational investment. Overall, the proposed estimator performs better in non-BLAS-tuned environments while preserving full analytical equivalence. The paper closes with a discussion of uses in standard-error computation and applications or generalized least-squares (GLS) estimation.

2 Background and notation

Assume $n \geq 2$ and that all variables are real. Pairwise variance decompositions appear in finite-population work [5]. Matrix and scalar-sum identities follow [17, 9, 11, 13]. For cost and numerical stability, we follow [6, 10, 7].

Let $x_1, \dots, x_n \in \mathbb{R}$ and $y_1, \dots, y_n \in \mathbb{R}$. Define scalar sums:

$$S_x \stackrel{\text{def}}{=} \sum_{i=1}^n x_i, \quad S_y \stackrel{\text{def}}{=} \sum_{i=1}^n y_i, \quad S_{xx} \stackrel{\text{def}}{=} \sum_{i=1}^n x_i^2, \quad S_{yy} \stackrel{\text{def}}{=} \sum_{i=1}^n y_i^2, \quad S_{xy} \stackrel{\text{def}}{=} \sum_{i=1}^n x_i y_i.$$

Sample means:

$$\bar{x} \stackrel{\text{def}}{=} \frac{S_x}{n}, \quad \bar{y} \stackrel{\text{def}}{=} \frac{S_y}{n}.$$

3 Algebraic derivation of the between-variance: Bariance

For $n \geq 2$:

Definition 3.1 (Bariance defined as in [15]).

$$\text{Bar}(x_1, \dots, x_n) \stackrel{\text{def}}{=} \frac{1}{2n(n-1)} \sum_{i \neq j} (x_i - x_j)^2.$$

Lemma 3.2 (Double-sum expansion).

$$\sum_{i \neq j} (x_i - x_j)^2 = \sum_{i \neq j} x_i^2 - 2 \sum_{i \neq j} x_i x_j + \sum_{i \neq j} x_j^2.$$

Proof. Expand $(x_i - x_j)^2 = x_i^2 - 2x_i x_j + x_j^2$ and sum over $i \neq j$. □

Lemma 3.3 (Counting identities).

$$\begin{aligned} \sum_{i \neq j} x_i^2 &= (n-1) \sum_{i=1}^n x_i^2 = (n-1) S_{xx}, \\ \sum_{i \neq j} x_j^2 &= (n-1) S_{xx}, \\ \sum_{i \neq j} x_i x_j &= \left(\sum_{i=1}^n x_i \right) \left(\sum_{j=1}^n x_j \right) - \sum_{i=1}^n x_i^2 = S_x^2 - S_{xx}. \end{aligned}$$

Proof. For the first line, fix i and count $n-1$ terms. The second line is symmetric. For the third, remove diagonal terms from the full double sum. □

Proposition 3.4 (Optimized Bariance identity).

$$\text{Bar}(x) = \frac{nS_{xx} - S_x^2}{n(n-1)}.$$

Proof. Insert Lemma 3.3 into Lemma 3.2:

$$\sum_{i \neq j} (x_i - x_j)^2 = (n-1)S_{xx} - 2(S_x^2 - S_{xx}) + (n-1)S_{xx} = 2nS_{xx} - 2S_x^2.$$

Divide by $2n(n-1)$. □

Corollary 3.5 (Relation to unbiased variance).

$$\frac{1}{n-1} \sum_{i=1}^n (x_i - \bar{x})^2 = \text{Bar}(x).$$

Proof. Expand:

$$\sum_{i=1}^n (x_i - \bar{x})^2 = \sum_i x_i^2 - 2\bar{x} \sum_i x_i + n\bar{x}^2 = S_{xx} - \frac{S_x^2}{n}.$$

Divide by $n-1$: $\frac{S_{xx} - S_x^2/n}{n-1} = \frac{nS_{xx} - S_x^2}{n(n-1)}$, equal to Proposition 3.4. □

Some Properties. $\text{Bar}(x + c) = \text{Bar}(x)$ for constant c ; $\text{Bar}(ax) = a^2 \text{Bar}(x)$ for scalar a .

4 Algebraic derivation of the between-covariance

For $n \geq 2$:

Definition 4.1 (Between-covariance).

$$C_{xy} \stackrel{\text{def}}{=} \frac{1}{2n(n-1)} \sum_{i \neq j} (x_i - x_j)(y_i - y_j).$$

Lemma 4.2 (Four-term split).

$$\sum_{i \neq j} (x_i - x_j)(y_i - y_j) = \sum_{i \neq j} x_i y_i - \sum_{i \neq j} x_i y_j - \sum_{i \neq j} x_j y_i + \sum_{i \neq j} x_j y_j.$$

Proof. Expand and sum. □

Lemma 4.3 (Counting for mixed terms).

$$\begin{aligned} \sum_{i \neq j} x_i y_i &= (n-1) \sum_{i=1}^n x_i y_i = (n-1)S_{xy}, \\ \sum_{i \neq j} x_j y_j &= (n-1)S_{xy}, \\ \sum_{i \neq j} x_i y_j &= \left(\sum_i x_i \right) \left(\sum_j y_j \right) - \sum_i x_i y_i = S_x S_y - S_{xy}, \\ \sum_{i \neq j} x_j y_i &= S_x S_y - S_{xy}. \end{aligned}$$

Proof. Apply the same logic as Lemma 3.3. □

Proposition 4.4 (Optimized pairwise covariance).

$$C_{xy} = \frac{nS_{xy} - S_x S_y}{n(n-1)}.$$

Proof. Insert Lemma 4.3 into Lemma 4.2:

$$\sum_{i \neq j} (x_i - x_j)(y_i - y_j) = 2nS_{xy} - 2S_x S_y.$$

Divide by $2n(n-1)$. □

Theorem 4.5 (Equivalence to the textbook covariance).

$$\frac{1}{n-1} \sum_{i=1}^n (x_i - \bar{x})(y_i - \bar{y}) = \frac{nS_{xy} - S_x S_y}{n(n-1)}.$$

Proof. Expand:

$$\sum_i (x_i - \bar{x})(y_i - \bar{y}) = \sum_i x_i y_i - \bar{x} \sum_i y_i - \bar{y} \sum_i x_i + n\bar{x}\bar{y} = S_{xy} - \frac{S_x S_y}{n}.$$

Divide by $n-1$: $\frac{S_{xy} - S_x S_y / n}{n-1} = \frac{nS_{xy} - S_x S_y}{n(n-1)}$. □

Remark 4.6 (Symbolic Sanity Check). Define symbols $n, S_x, S_y, S_{xx}, S_{xy}$. Both

$$\frac{S_{xx} - S_x^2/n}{n-1} - \frac{nS_{xx} - S_x^2}{n(n-1)}, \quad \frac{S_{xy} - S_x S_y / n}{n-1} - \frac{nS_{xy} - S_x S_y}{n(n-1)}$$

simplify to zero.

5 Matrix formulation: elementwise and compact form

Let $\mathbf{X} \in \mathbb{R}^{n \times p}$ with entries x_{ik} . Define

$$\mathbf{s} \stackrel{\text{def}}{=} \mathbf{X}^\top \mathbf{1}_n \in \mathbb{R}^p, \quad \mathbf{G} \stackrel{\text{def}}{=} \mathbf{X}^\top \mathbf{X} \in \mathbb{R}^{p \times p}.$$

Entrywise,

$$s_k \stackrel{\text{def}}{=} \sum_{i=1}^n x_{ik}, \quad G_{k\ell} \stackrel{\text{def}}{=} \sum_{i=1}^n x_{ik} x_{i\ell}.$$

Theorem 5.1 (Matrix covariance identity). *The unbiased covariance of the columns of \mathbf{X} equals*

$$\Sigma(\mathbf{X}) = \frac{1}{n(n-1)} (n\mathbf{X}^\top \mathbf{X} - \mathbf{s}\mathbf{s}^\top). \quad (1)$$

Entrywise proof. For columns k, ℓ , Theorem 4.5 with $x_i \leftarrow x_{ik}$ and $y_i \leftarrow x_{i\ell}$ gives

$$\Sigma_{k\ell} = \frac{nG_{k\ell} - s_k s_\ell}{n(n-1)}.$$

Stacking these entries yields (4). □

Theorem 5.2 (Equivalence achieved via the centering matrix). *Let $\mathbf{H} = \mathbf{I}_n - \frac{1}{n}\mathbf{1}_n\mathbf{1}_n^\top$. Then*

$$\frac{1}{n-1}(\mathbf{X}^\top \mathbf{H} \mathbf{X}) = \frac{1}{n(n-1)}(n\mathbf{X}^\top \mathbf{X} - \mathbf{s}\mathbf{s}^\top).$$

Proof. Use $\mathbf{H} = \mathbf{I}_n - \frac{1}{n}\mathbf{1}_n\mathbf{1}_n^\top$. Then

$$\mathbf{X}^\top \mathbf{H} \mathbf{X} = \mathbf{X}^\top \mathbf{X} - \frac{1}{n}\mathbf{X}^\top \mathbf{1}_n \mathbf{1}_n^\top \mathbf{X} = \mathbf{X}^\top \mathbf{X} - \frac{1}{n}\mathbf{s}\mathbf{s}^\top.$$

Multiply by $\frac{1}{n-1}$ to obtain $\frac{n\mathbf{X}^\top \mathbf{X} - \mathbf{s}\mathbf{s}^\top}{n(n-1)}$. □

Remark 5.3. The two theorems confirm that the variance-style matrix equals the centered covariance in both forms. $\Sigma(\mathbf{X})$ is symmetric and positive semidefinite with $\text{rank}(\Sigma) \leq \min(p, n-1)$.

6 Cost model and where time is saved

The centered formulation first computes the mean vector $\bar{\mathbf{x}}$, forms the centered matrix $\mathbf{X} - \mathbf{1}_n \bar{\mathbf{x}}^\top$ (reading and writing $O(np)$ doubles), and then multiplies the result. The variance-style formulation computes $\mathbf{s} = \mathbf{X}^\top \mathbf{1}_n$, the Gram matrix $\mathbf{G} = \mathbf{X}^\top \mathbf{X}$, and performs one $p \times p$ outer product and one subtraction:

$$\Sigma_{\text{Bar}} = \frac{1}{n(n-1)}(n\mathbf{G} - \mathbf{s}\mathbf{s}^\top).$$

Memory traffic decreases because no intermediate $n \times p$ array is stored. The main computational cost lies in forming $\mathbf{X}^\top \mathbf{X}$, which can rely on tuned BLAS level-3 kernels [7, 6, 10]. When $\mathbf{X}\mathbf{X}^\top$ is required instead, RXTX [16] lowers the multiplication count by about five percent, even for moderate n, p .

7 Benchmark protocol

For each matrices with parameter pair (n, p) :

1. Generate data $\mathbf{X} \sim \mathcal{N}(0, 1)^{n \times p}$.
2. For each estimator, perform one warm-up call to stabilize caches and JIT compilation.
3. Record runtimes over multiple repetitions.
4. Remove outliers using the $1.5 \times \text{IQR}$ rule for each method and size.
5. Form bootstrap percentile bands (95%).
6. Report mean runtimes after trimming.

The estimators compared are:

- **Centered form:**

$$\Sigma_{\text{Ctr}} = \frac{1}{n-1}(\mathbf{X} - \mathbf{1}_n \bar{\mathbf{x}}^\top)^\top (\mathbf{X} - \mathbf{1}_n \bar{\mathbf{x}}^\top);$$

- **Bariance-style form:**

$$\Sigma_{\text{Bar}} = \frac{1}{n(n-1)}(n\mathbf{X}^\top \mathbf{X} - \mathbf{s}\mathbf{s}^\top);$$

- **Built-in:** `numpy.cov(X, rowvar=False, ddof=1)`.

All experiments were conducted in double precision, using consistent random seeds across methods.

8 Numerical equivalence in finite precision

For each simulated matrix $\mathbf{X} \in \mathbb{R}^{n \times p}$, compute

$$\Sigma_{\text{Bar}} = \frac{1}{n(n-1)}(n\mathbf{X}^\top \mathbf{X} - \mathbf{s}\mathbf{s}^\top), \quad \Sigma_{\text{Ctr}} = \frac{1}{n-1}(\mathbf{X} - \mathbf{1}_n \bar{\mathbf{x}}^\top)^\top (\mathbf{X} - \mathbf{1}_n \bar{\mathbf{x}}^\top),$$

where $\mathbf{s} = \mathbf{X}^\top \mathbf{1}_n$ and $\bar{\mathbf{x}} = \frac{1}{n}\mathbf{s}$. The entrywise deviation

$$\Delta_{\max} = \|\Sigma_{\text{Bar}} - \Sigma_{\text{Ctr}}\|_{\max}$$

was recorded for various (n, p) combinations. Across all tested sizes, the maximum difference stayed below 10^{-12} in IEEE 754 double precision, consistent with rounding and cancellation limits reported in [10]. These outcomes confirm that the algebraic equality between the bariance-style and centered formulations holds to full double-precision accuracy.

9 Benchmark figures

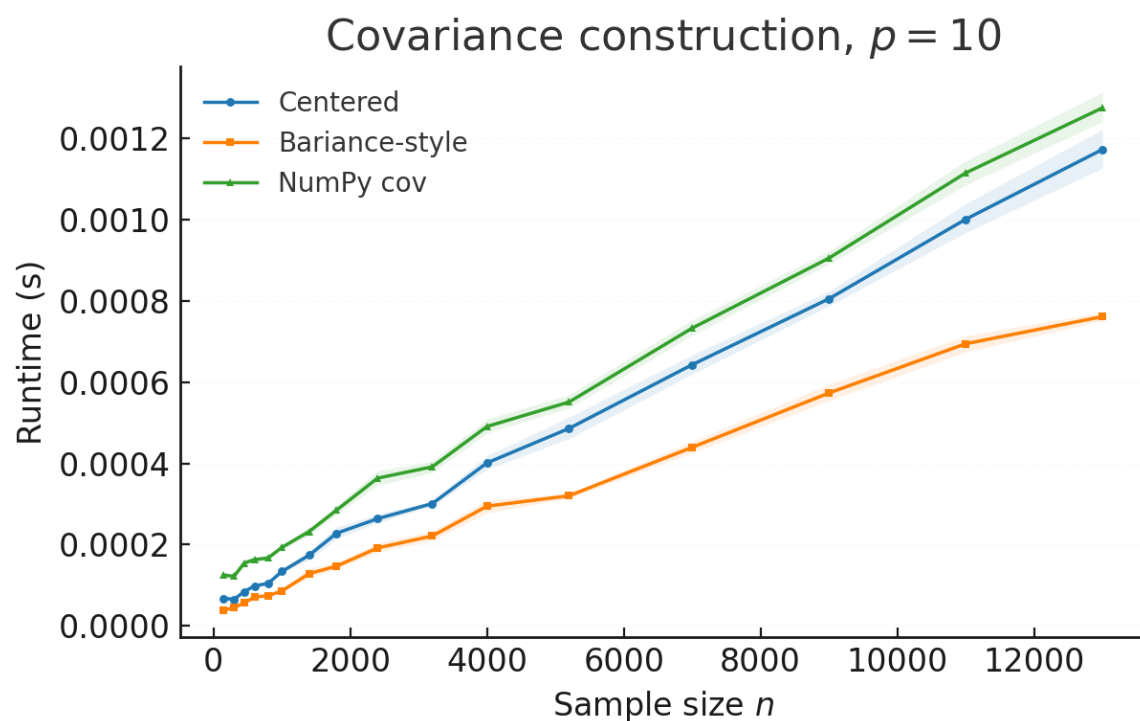


Figure 1: Runtime vs. n for $p = 10$. Warm-up, IQR trimming, and 95% bootstrap bands.

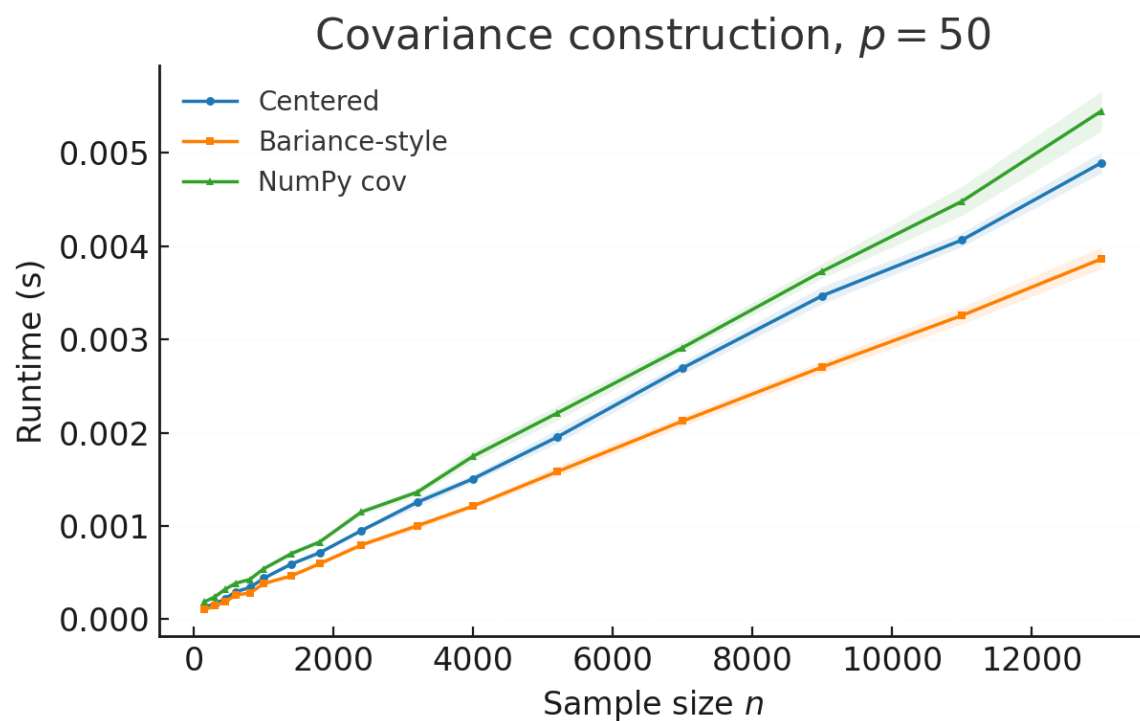


Figure 2: Runtime vs. n for $p = 50$. Same protocol.

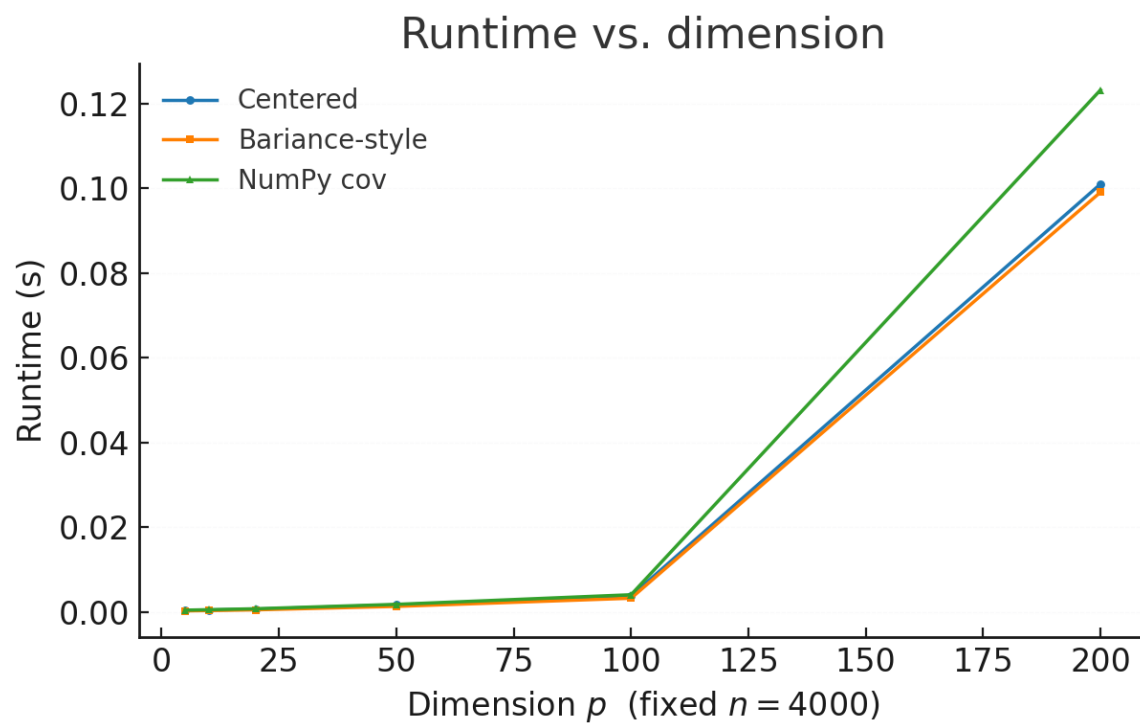


Figure 3: Runtime vs. p at fixed $n = 4000$.

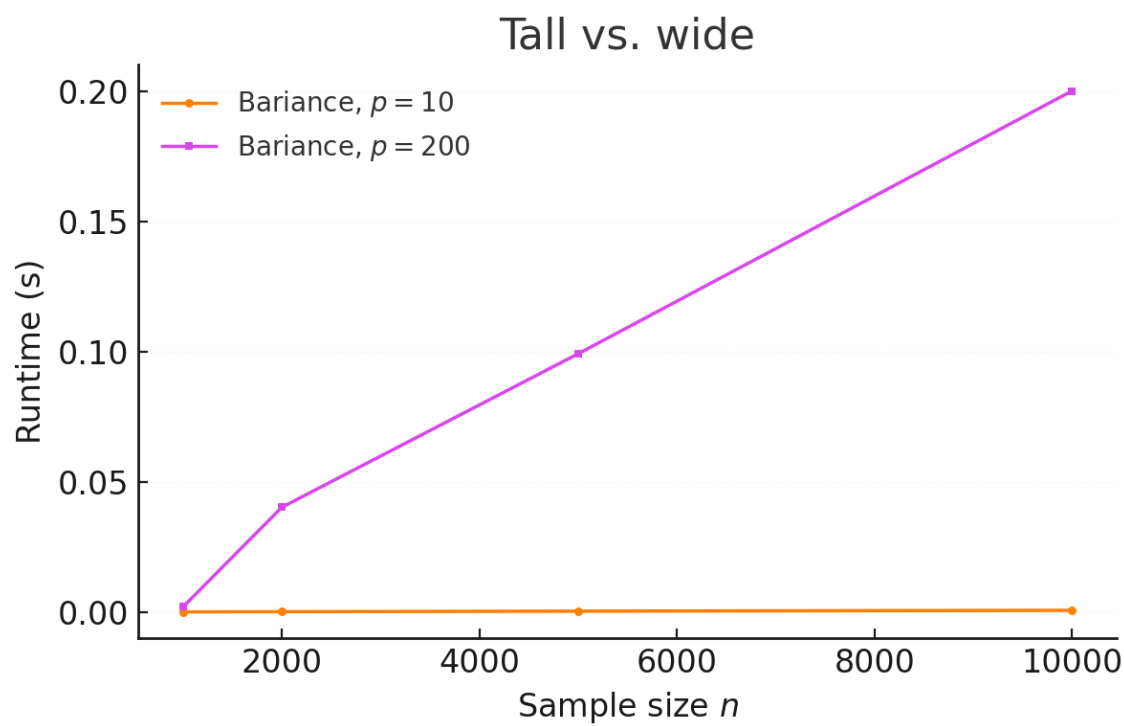


Figure 4: Variance-only runtime for tall ($p = 10$) and wide ($p = 200$) matrices across several n .

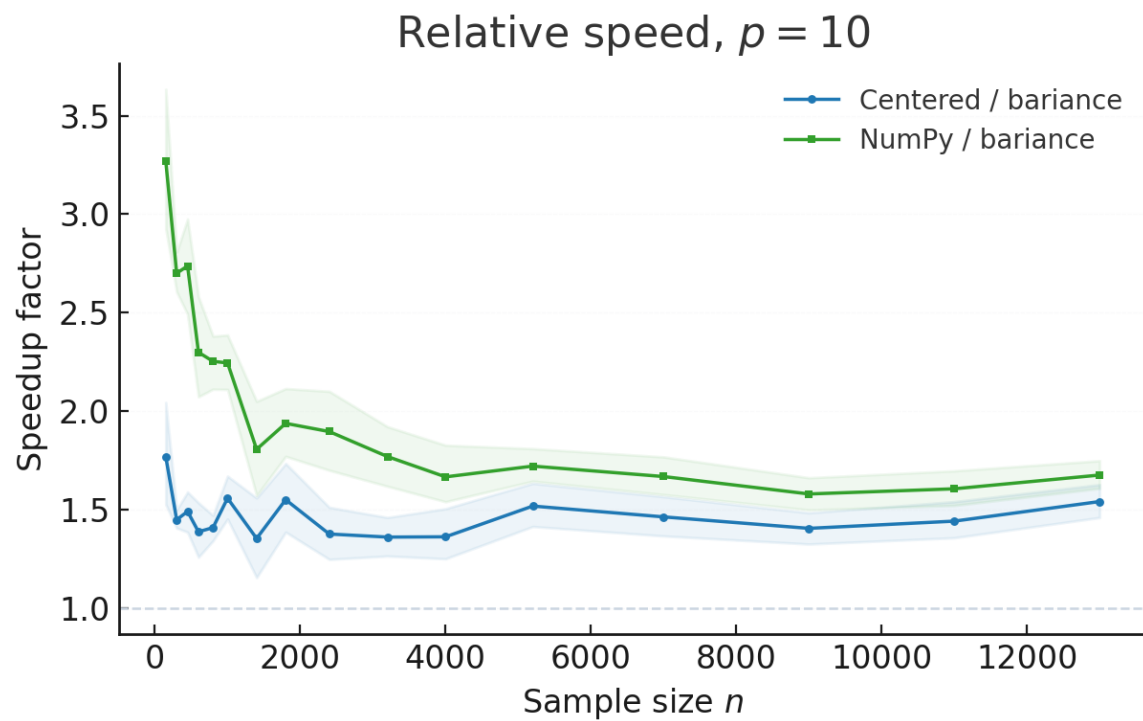


Figure 5: Relative speed up ratios for $p = 10$: centered/variance and NumPy/variance. Values > 1 favor the variance form.

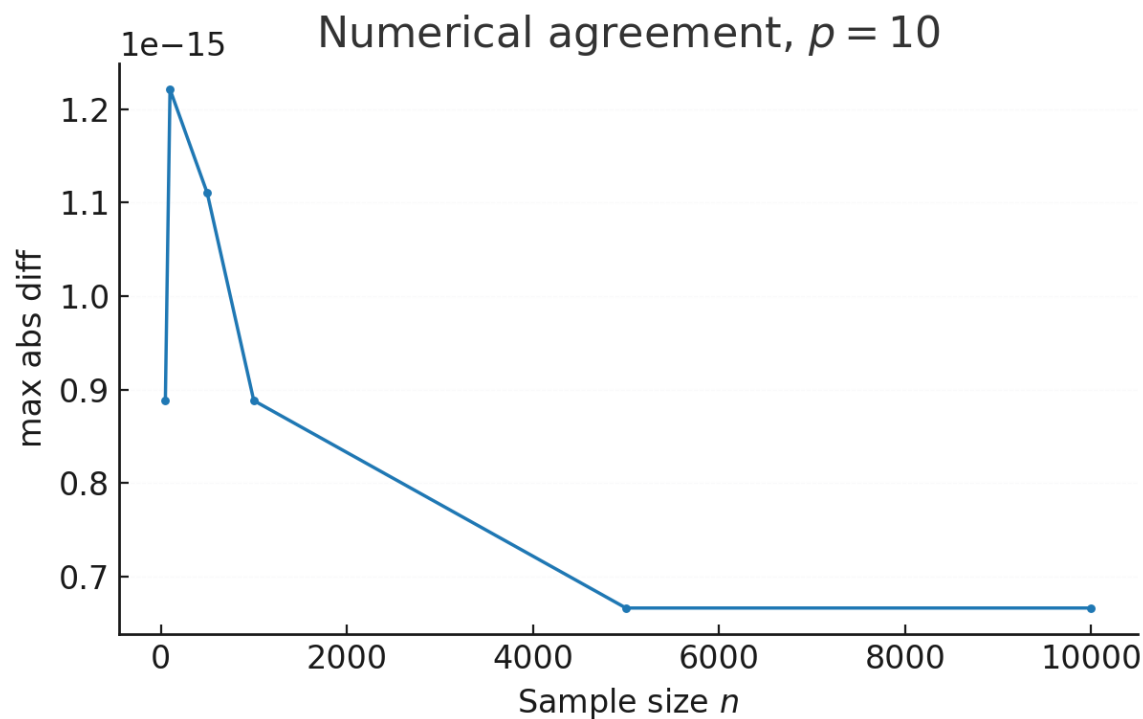


Figure 6: Numerical agreement: $\max_{k,\ell} |\Sigma_{\text{Bar}} - \Sigma_{\text{Ctr}}|$ for $p = 10$ across many draws. Values stay at floating-point noise.

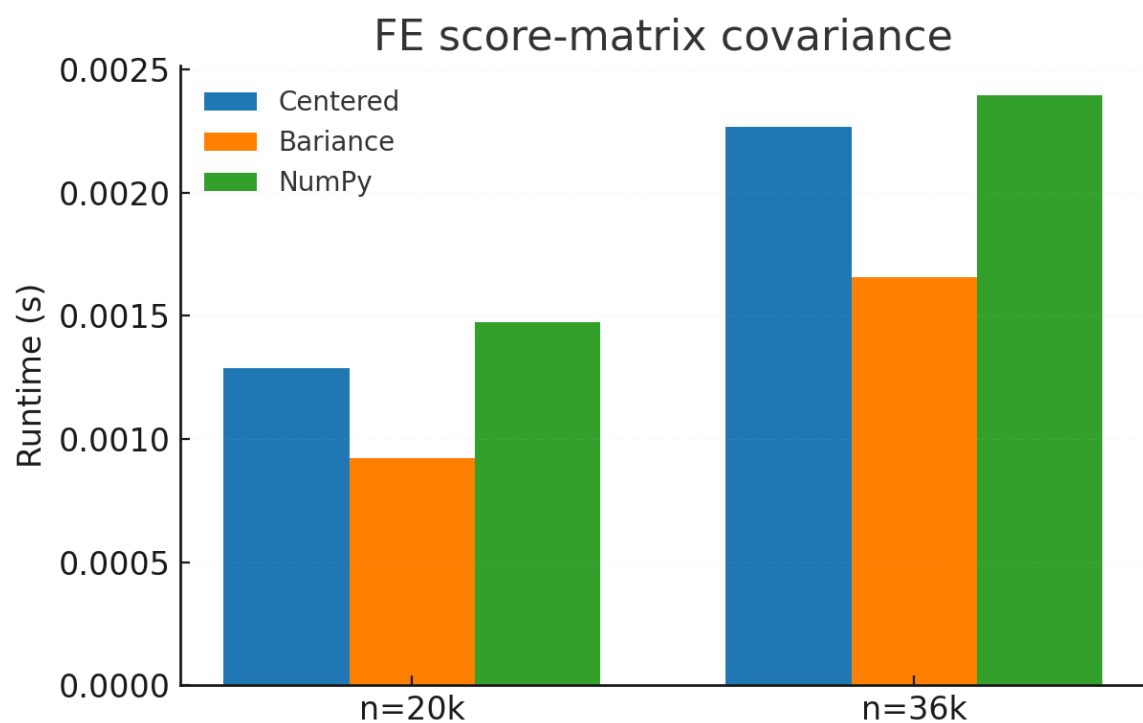


Figure 7: Fixed-effects score-matrix covariance timing, warmed and IQR-cleaned.

10 Numerical equivalence in finite precision

For each simulated matrix $\mathbf{X} \in \mathbb{R}^{n \times p}$, compute

$$\boldsymbol{\Sigma}_{\text{Bar}} = \frac{1}{n(n-1)} \left(n\mathbf{X}^\top \mathbf{X} - \mathbf{s}\mathbf{s}^\top \right), \quad \boldsymbol{\Sigma}_{\text{Ctr}} = \frac{1}{n-1} \left(\mathbf{X} - \mathbf{1}_n \bar{\mathbf{x}}^\top \right)^\top \left(\mathbf{X} - \mathbf{1}_n \bar{\mathbf{x}}^\top \right),$$

where $\mathbf{s} = \mathbf{X}^\top \mathbf{1}_n$ and $\bar{\mathbf{x}} = \frac{1}{n}\mathbf{s}$. The entrywise deviation

$$\Delta_{\max} = \|\boldsymbol{\Sigma}_{\text{Bar}} - \boldsymbol{\Sigma}_{\text{Ctr}}\|_{\max}$$

was recorded for a range of (n, p) combinations. Across all tested sizes, the maximum difference stayed below 10^{-12} in IEEE 754 double precision, consistent with rounding and cancellation limits reported in [10]. These findings confirm that the algebraic equality between the variance-style and centered forms holds to full double-precision accuracy.

11 Applications

Sandwich covariances. Let $\mathbf{g}_i \in \mathbb{R}^p$ denote the score vector for observation i , stacked as rows in $\mathbf{G} \in \mathbb{R}^{n \times p}$, and let $\mathbf{H} = \mathbf{I}_n - \frac{1}{n}\mathbf{1}_n\mathbf{1}_n^\top$. The empirical covariance of the scores can be written as

$$\hat{\boldsymbol{\Omega}}_{\text{sandwich}} = \frac{1}{n(n-1)} \left(n\mathbf{G}^\top \mathbf{G} - (\mathbf{G}^\top \mathbf{1}_n)(\mathbf{G}^\top \mathbf{1}_n)^\top \right) = \frac{1}{n-1} \mathbf{G}^\top \mathbf{H} \mathbf{G}. \quad (2)$$

The variance-style and centered forms coincide algebraically. Expression (2) arises in variance formulas for M-estimators and their sandwich extensions [12, 25, 8, 14, 4]. The variance-style version depends only on $\mathbf{G}^\top \mathbf{G}$ and $\mathbf{G}^\top \mathbf{1}_n$ and does not require forming $\mathbf{H} \mathbf{G}$.

Panel and fixed effects. For each unit in a panel with T periods, the within transformation is $\mathbf{M} = \mathbf{I}_T - \frac{1}{T}\mathbf{1}_T\mathbf{1}_T^\top$. Given $\mathbf{X}_i \in \mathbb{R}^{T \times p}$, the covariance after demeaning satisfies

$$\hat{\boldsymbol{\Sigma}}_i = \frac{1}{T-1} \mathbf{X}_i^\top \mathbf{M} \mathbf{X}_i = \frac{1}{T-1} \left(\mathbf{X}_i^\top \mathbf{X}_i - \frac{1}{T} \mathbf{s}_i \mathbf{s}_i^\top \right), \quad \mathbf{s}_i = \mathbf{X}_i^\top \mathbf{1}_T.$$

This variance-style identity applies to each block and matches the algebra of the within estimator [2, 26].

Just-in-Time (JIT) streaming. For sequential data, maintain cumulative quantities

$$\mathbf{S}_t = \sum_{i=1}^t \mathbf{x}_i, \quad \mathbf{G}_t = \sum_{i=1}^t \mathbf{x}_i \mathbf{x}_i^\top.$$

The unbiased covariance at time $t \geq 2$ is

$$\boldsymbol{\Sigma}_t = \frac{1}{t(t-1)} \left(t\mathbf{G}_t - \mathbf{S}_t \mathbf{S}_t^\top \right) = \frac{1}{t-1} \left(\frac{1}{t} \sum_{i=1}^t \mathbf{x}_i \mathbf{x}_i^\top - \bar{\mathbf{x}}_t \bar{\mathbf{x}}_t^\top \right), \quad \bar{\mathbf{x}}_t = \frac{1}{t} \mathbf{S}_t. \quad (3)$$

Each update adds one outer product $\mathbf{x}_t \mathbf{x}_t^\top$ and one rank-one correction, with cost $\mathcal{O}(p^2)$. Fast matrix routines for $\mathbf{X}\mathbf{X}^\top$ such as RXTX [16] provide measurable computational savings [1, 24].

Bootstrap and resampling. For a resample with multiplicity weights $\mathbf{w} \in \mathbb{N}_0^n$ and $\mathbf{W} = \text{diag}(\mathbf{w})$, the covariance of the resample is

$$\hat{\Sigma}^* = \frac{1}{n^* - 1} \left(\mathbf{X}^\top \mathbf{W} \mathbf{X} - \frac{1}{n^*} (\mathbf{X}^\top \mathbf{w}) (\mathbf{X}^\top \mathbf{w})^\top \right), \quad n^* = \sum_{i=1}^n w_i.$$

Each resample depends only on the weighted Gram pair $(\mathbf{X}^\top \mathbf{W} \mathbf{X}, \mathbf{X}^\top \mathbf{w})$. This form is practical when data are stored in aggregated or Gram form and aligns with generalized-inverse frameworks [3].

References

- [1] ANDERSON, T. W. *An Introduction to Multivariate Statistical Analysis*. Wiley, 3rd ed., 2003.
- [2] ARELLANO, M. Computing robust standard errors for within-groups estimators. *Oxford Bulletin of Economics and Statistics*, **49**(4):431–434, 1987.
- [3] BEN-ISRAEL, A. and GREVILLE, T. N. E. *Generalized Inverses: Theory and Applications*. Springer, 2nd ed., 2003.
- [4] CAMERON, A. C., GELBACH, J. B., and MILLER, D. L. Robust inference with multi-way clustering. *NBER Technical Working Paper No. 327*, 2006.
- [5] COCHRAN, W. G. *Sampling Techniques*. Wiley, 3rd ed., 1977.
- [6] DEMMEL, J. W. *Applied Numerical Linear Algebra*. SIAM, 1997.
- [7] GOLUB, G. H. and VAN LOAN, C. F. *Matrix Computations*. Johns Hopkins University Press, 4th ed., 2013.
- [8] HANSEN, L. P. Large sample properties of generalized method of moments estimators. *Econometrica*, **50**(4):1029–1054, 1982.
- [9] HARVILLE, D. A. *Matrix Algebra from a Statistician's Perspective*. Springer, 1997.
- [10] HIGHAM, N. J. *Accuracy and Stability of Numerical Algorithms*. SIAM, 2nd ed., 2002.
- [11] HORN, R. A. and JOHNSON, C. R. *Matrix Analysis*. Cambridge University Press, 1985.
- [12] HUBER, P. J. The behavior of maximum likelihood estimates under nonstandard conditions. In *Proceedings of the Fifth Berkeley Symposium on Mathematical Statistics and Probability*, 1967.
- [13] MAGNUS, J. R. and NEUDECKER, H. *Matrix Differential Calculus with Applications in Statistics and Econometrics*. Wiley, 1988.
- [14] NEWEY, W. K. and WEST, K. D. A simple, positive semi-definite, heteroskedasticity and autocorrelation consistent covariance matrix. *Econometrica*, **55**(3):703–708, 1987.
- [15] REICHEL, F. On Bessel's correction: Unbiased sample variance, the bariance, and a novel runtime-optimized estimator. *arXiv preprint arXiv:2503.22333v5*, 2025. Available at: <https://doi.org/10.48550/arXiv.2503.22333>

- [16] RYBIN, D., ZHANG, Y., and LUO, Z.-Q. XX^T can be faster. *arXiv preprint arXiv:2505.09814*, 2025. Available at: <https://doi.org/10.48550/arXiv.2505.09814>
- [17] SEARLE, S. R. *Matrix Algebra Useful for Statistics*. Wiley, 2006.
- [18] SEBER, G. A. F. and LEE, A. J. *Linear Regression Analysis*. Wiley, 2nd ed., 2003.
- [19] STACK OVERFLOW COMMUNITY. Find out if / which BLAS library is used by NumPy. Available at: <https://stackoverflow.com/questions/37184618/find-out-if-which-blas-library-is-used-by-numpy> (Accessed: 6 Nov 2025).
- [20] STACK OVERFLOW COMMUNITY. How to decrease the output time of covariance function. Available at: <https://stackoverflow.com/questions/56057835/how-to-decrease-the-output-time-of-covariance-function> (Accessed: 6 Nov 2025).
- [21] STACK OVERFLOW COMMUNITY. What is R's crossprod function? Available at: <https://stackoverflow.com/questions/15162741/what-is-rs-crossproduct-function> (Accessed: 6 Nov 2025).
- [22] STACK OVERFLOW COMMUNITY. Any faster R function than tcrossprod for symmetric dense matrix multiplication? Available at: <https://stackoverflow.com/questions/39532187/r-any-faster-r-function-than-tcrossprod-for-symmetric-dense-matrix-multiplication> (Accessed: 6 Nov 2025).
- [23] STACK OVERFLOW COMMUNITY. Which R functions are based exactly on BLAS, ATLAS, LAPACK, and so on? Available at: <https://stackoverflow.com/questions/47440244/which-r-functions-are-based-exactly-on-blas-atlas-lapack-and-so-on> (Accessed: 6 Nov 2025).
- [24] TSAY, R. S. *Multivariate Time Series Analysis: With R and Financial Applications*. Wiley, 2013.
- [25] WHITE, H. A heteroskedasticity-consistent covariance matrix estimator and a direct test for heteroskedasticity. *Econometrica*, **48**(4):817–838, 1980.
- [26] WOOLDRIDGE, J. M. *Econometric Analysis of Cross Section and Panel Data*. MIT Press, 2nd ed., 2010.

A Elementwise derivations using matrix entries

For clarity, write out the (k, ℓ) entry of the covariance estimator from (4):

$$\Sigma_{k\ell} = \frac{1}{n(n-1)} \left(n \sum_{i=1}^n x_{ik} x_{i\ell} - \left(\sum_{i=1}^n x_{ik} \right) \left(\sum_{i=1}^n x_{i\ell} \right) \right). \quad (4)$$

The centered definition is

$$\frac{1}{n-1} \sum_{i=1}^n (x_{ik} - \bar{x}_k)(x_{i\ell} - \bar{x}_\ell) = \frac{1}{n-1} \left(\sum_{i=1}^n x_{ik} x_{i\ell} - \bar{x}_k \sum_{i=1}^n x_{i\ell} - \bar{x}_\ell \sum_{i=1}^n x_{ik} + n \bar{x}_k \bar{x}_\ell \right), \quad (5)$$

where $\bar{x}_k = (\sum_i x_{ik})/n$ and $\bar{x}_\ell = (\sum_i x_{i\ell})/n$.

Elementwise derivation. Substitute \bar{x}_k and \bar{x}_ℓ into (5):

$$\frac{1}{n-1} \left(\sum_{i=1}^n x_{ik} x_{i\ell} - \frac{1}{n} \left(\sum_{i=1}^n x_{ik} \right) \left(\sum_{i=1}^n x_{i\ell} \right) - \frac{1}{n} \left(\sum_{i=1}^n x_{i\ell} \right) \left(\sum_{i=1}^n x_{ik} \right) + \frac{n}{n^2} \left(\sum_{i=1}^n x_{ik} \right) \left(\sum_{i=1}^n x_{i\ell} \right) \right).$$

Combine and simplify:

$$\frac{1}{n-1} \left(\sum_{i=1}^n x_{ik} x_{i\ell} - \frac{1}{n} \left(\sum_{i=1}^n x_{ik} \right) \left(\sum_{i=1}^n x_{i\ell} \right) \right) = \frac{1}{n(n-1)} \left(n \sum_{i=1}^n x_{ik} x_{i\ell} - \left(\sum_{i=1}^n x_{ik} \right) \left(\sum_{i=1}^n x_{i\ell} \right) \right),$$

matching (4). This completes the elementwise equivalence.

Matrix form. Let $\mathbf{X} \in \mathbb{R}^{n \times p}$, $\mathbf{s} = \mathbf{X}^\top \mathbf{1}_n$, and $\mathbf{H} = \mathbf{I}_n - \frac{1}{n} \mathbf{1}_n \mathbf{1}_n^\top$. The covariance matrix is

$$\hat{\Sigma} = \frac{1}{n-1} \mathbf{X}^\top \mathbf{H} \mathbf{X} = \frac{1}{n-1} \left(\mathbf{X}^\top \mathbf{X} - \frac{1}{n} \mathbf{s} \mathbf{s}^\top \right). \quad (6)$$

The (k, ℓ) entry of (6) equals (4), so the matrix and scalar derivations coincide.

Pairwise difference identity. Starting from

$$\hat{\Sigma}_{k\ell} = \frac{1}{n(n-1)} \sum_{1 \leq i < j \leq n} (x_{ik} - x_{jk})(x_{i\ell} - x_{j\ell}),$$

use

$$\sum_{i < j} a_i a_j = \frac{1}{2} \left[\left(\sum_i a_i \right)^2 - \sum_i a_i^2 \right],$$

on columns k and ℓ . After expansion and cancellation one obtains (4), and from (6) the compact form

$$\hat{\Sigma} = \frac{1}{n-1} \left(\mathbf{X}^\top \mathbf{X} - \frac{1}{n} \mathbf{s} \mathbf{s}^\top \right).$$

Computational note. Equation (6) requires one Gram product $\mathbf{X}^\top \mathbf{X}$ and one outer product $\mathbf{s} \mathbf{s}^\top$. This avoids constructing the centered matrix $\mathbf{H} \mathbf{X}$ and keeps the cost to a single $p \times p$ multiplication and one subtraction. Fast Gram routines such as RXTX [16] for $\mathbf{X} \mathbf{X}^\top$ can further reduce runtime in high-dimensional cases.

B Python and R references for replication

Python. A minimal implementation (MVP) of the optimized covariance estimator is:

```
cov_bar(X) = (n * (X.T @ X) - np.outer(s, s)) / (n * (n - 1))
```

with $s = X^\top \mathbf{1}_n$ and $n = X.\text{shape}[0]$. This path triggers one level-3 BLAS multiply for $X^\top X$ (GEMM/DSYRK) and one rank-1 update for $s s^\top$ (GER), avoiding materialization of $X - \mathbf{1}_n \bar{x}^\top$. In many Python builds NumPy is linked to a generic or single-thread OpenBLAS; users often observe that raw @ calls are fast when BLAS is available, while higher-level helpers incur extra allocations and passes [19, 20]. Identifying the active BLAS and confirming that `np.dot/@` dispatch into it is standard practice [19]. Under these conditions the closed form can outpace `numpy.cov`, which centers then multiplies and moves an $n \times p$ temporary.

R (base). An (at least numerically) equivalent base-R implementation is:

```
variance_cov <- function(X) {  
  n <- nrow(X)  
  s <- colSums(X)  
  G <- crossprod(X)  
  (n * G - tcrossprod(s, s)) / (n * (n - 1))  
}
```

In R, `crossprod`/`tcrossprod` map directly to level-3 BLAS (e.g., DSYRK/DGEMM) and are already the preferred fast path [21, 22]. Guidance on BLAS-backed functions in base R points the same way [23]. Base `cov()` is a compiled routine that performs centering and Gram products through BLAS, so its inner loops remain inside C/Fortran once data pointers are set. With a multithreaded vendor BLAS, this often beats an R-level function wrapper, even if that wrapper calls `crossprod` internally.

Outcome. Python: the closed form is faster when `numpy.cov` does extra allocations and the build is not strongly tuned; the single GEMM+GER path wins [19, 20]. R: `cov()` already leverages BLAS through compiled code; `cov()` remains faster than an R-level wrapper that still returns to the interpreter between BLAS calls [21, 22, 23].