

A master equation approach to the n -coalescent problem

Bahram Houchmandzadeh

Univ. Grenoble Alpes, CNRS, LIPHY, F-38000 Grenoble, France

Given an evolutionary model, such as Wright–Fisher (WF) or Moran, the n -coalescent problem consists of going backward in time to find, for example, the time to the most recent common ancestor (MRCA) and the topology of the tree. In the literature, this problem is mainly addressed by directly computing the random variable t , the time to reach the MRCA. I show here that by shifting the focus from the random variable t to the joined variable (n, t) , where n is the number of ancestors at time t , the problem is greatly simplified. Indeed, $P(n, t)$, the probability of this variable, obeys a simpler master equation that can be solved in a straightforward way for the most general model. This probability can then be used to compute relevant information of the n -coalescent, for both random variables t_n (random time to reach a given state n) and n_t (random number of ancestors at a given time t). The cumulative distribution function for t_1 for example is $P(1, t)$. In this article I give the general solution for continuous time models such as Moran and discrete time ones such as WF.

I. INTRODUCTION.

The n -coalescent problem came to the forefront of population genetics by Kingman’s article[1] nearly forty years ago (figure 1). The framework is now widely used to capture the stochastic genealogy of n samples drawn at random from a population of N individuals[2–7]. From a mathematical point of view, the framework can be simply stated: a given evolutionary model, such as Wright–Fisher or Moran’s, specifies the jump probabilities W_n^p of having p ancestor at a prior time $t - \tau$ (either continuous or discrete), given that the number of individuals at time t is n . Using these jump probabilities, one could then compute, through a series of coalescent events, the distribution of the random variable $t_{n_0,1}$ of (backward) time to reach one ancestor, called the “most recent common ancestor” (MRCA), beginning with n_0 -individuals.

Most of the models, such as Kingman’s approximation of WF or the Moran models are one-step ones where only W_n^{n-1} and W_n^n are non zero. In these models, the coalescent times $t_{n,n-1}$ are independent and exponentially distributed. The total time $t_{n_0,1}$ is the sum of these individual times; therefore, its probability density is the convolution of the probability densities of the individual times and can be computed. However, the computation becomes more tedious for general models such as the original WF[8], where the jump probabilities from state n are not restricted to state $n - 1$ and the independence hypothesis of individual times is no longer valid. More intricate methods have been developed to tackle the issue of “multiple merger coalescence” (for a review, see [9]).

The problem of coalescence has been treated in the literature primarily through the computation of the random variable $t_{n,1}$. I show here that the problem can be solved generally and in a straightforward way if instead of computing the probability density $f(t)$ for this random variable, we instead compute the probability $P(n, t)$ of observing n ancestors at time t . At first glance, this approach could seem strange, as we have doubled the number of random variables. However, as I show below, the

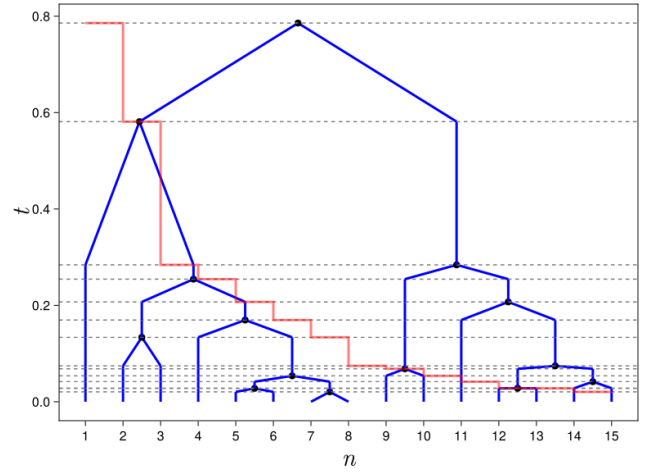


Figure 1. Illustration of a Moran coalescent tree (blue lines) with initial condition $n_0 = 15$ and population size $N = 25$. Coalescent events are marked by black circles and the corresponding coalescent times by dotted horizontal lines. The red line $n(t)$ is a random path corresponding to the number of ancestors as a function of (backward) times for this particular realization.

evolution of $P(n, t)$, for the most general models, is governed by a simple Master equation that can be written as

$$\Delta_t |P(t)\rangle = W |P\rangle \quad (1)$$

where $|P(t)\rangle = (P(1, t), P(2, t), \dots, P(n_0, t))^T$ is the vector containing the probabilities for the states, Δ_t is a difference or differential operator (depending on whether time is continuous or discrete) and W is a matrix containing the jump probabilities. What makes the solution particularly simple is the fact that, by construction, the matrix W is triangular, as the matrix elements $W_n^p = 0$ if $p > n$. In particular, the eigenvalues of the matrix are given by the diagonal elements.

We can envision the above stochastic process as an ensemble of (infinite) random paths $n(t)$, where the proba-

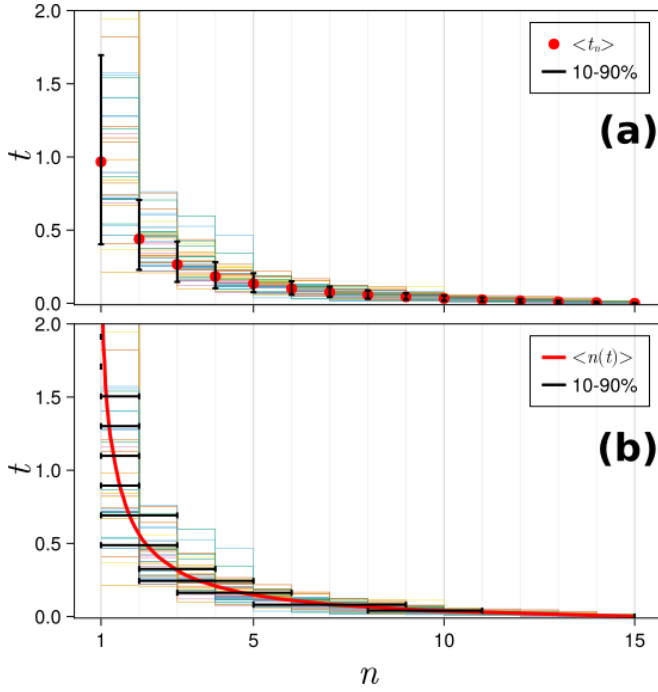


Figure 2. Illustration of a Moran coalescent, with initial condition $n_0 = 15$ and population size $N = 25$. Background thin lines represent Gillespie simulations of the random paths $n(t)$. Statistical properties of the coalescent process can be extracted from these random paths : (a) vertical slicing: at a given state n , the time t_n for each path is recorded; from these times, statistical quantities such as $\langle t_n \rangle$, the average value of time to reach state n , are computed (here over 1000 paths); vertical bars denote the 10%-90% confidence interval. (b) Horizontal slicing : at a given time t , the state $n(t)$ for each path is recorded. From these states, statistical quantities such as $\langle n(t) \rangle$, the average value of the tree width (number of ancestor) as a function of time are computed; horizontal bars denote the 10%-90% confidence interval.

bilities and statistical properties with respect to time or the number of ancestors can be obtained, both theoretically and numerically, by slicing the curves horizontally or vertically (figure 2). Probabilities $P(n, t)$ contain the most complete information about the system. For example, the function $P(1, t)$ is the cumulative distribution function (CDF) of time to reach the MRCA (see below) and its various moments are simply obtained by (figure 2a)

$$\langle t^k \rangle = \int_0^\infty \tau^k \frac{dP(1, \tau)}{d\tau} d\tau$$

On the other hand, the moments the random variable $n(t)$ of being in state n at time t reads

$$\langle (n(t))^k \rangle = \sum_{i=1}^n i^k P(i, t) \quad (2)$$

and characterize the width of the tree at time t (Figure 2.b).

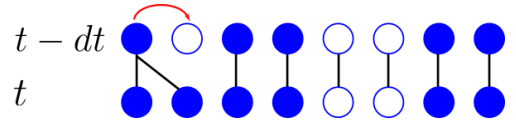


Figure 3. Scheme of the Moran model.

This article is organized as follows. In section II, I show how to solve the master equation (1) for one-step, continuous models such as the Moran model. Section III is devoted to discrete time models such as the Wright-Fisher one. The results of sections II and III A are intended to introduce the general methods to solve the master equation. These tools are then used in subsection III B to generalize the solution to arbitrary multi-step models. The expressions in these sections are given in general terms ; however, for comparison to numerical simulations of the stochastic processes, I use the Moran and WF models. Section IV is devoted to the discussion in which some possible generalizations are considered. The appendices contain, in a more detailed way, some of the computation of the article.

II. CONTINUOUS TIME, ONE-STEP COALESCENT

Consider a one-step, continuous time coalescent process where the jump probability $W(n \rightarrow n - 1)$ is specified. A prime example of such a process is the continuous time Moran model, which is one of the two main models of evolutionary biology[10, 11]. The relation between the Moran model and the WF one is discussed in depth by Alexandre et al.[12]. In this model, birth-and-death events occur simultaneously with a rate μ , where the progeny of one individual replaces another in the community and the size of the community remains constant (figure 3).

A. Solving the Master Equation.

For this process, the jump probability is given by[6]:

$$W(n \rightarrow n - 1) = W_n = \frac{\mu}{N^2} n(n - 1)$$

Let us note $P(n, t)$ the probability of observing n ancestors at time t . These probabilities obey the Master Equation in (backward) time [13]

$$\frac{dP(n_0, t)}{dt} = -W_{n_0} P(n_0, t) \quad (3)$$

$$\frac{dP(n, t)}{dt} = W_{n+1} P(n + 1, t) - W_n P(n, t) \quad 1 \leq n < n_0 \quad (4)$$

that we can write, in matrix notation,

$$\frac{d}{dt} |P(t)\rangle = W |P(t)\rangle \quad (5)$$

Where W is the triangular (here bi-diagonal) jump probability matrix and n_0 is the number of individuals at time $t = 0$. As $W_1 = 0$, we do not have to distinguish the state $n = 1$ in the bulk equation (4).

As the eigenvalues of W are its diagonal elements, the solution must be of the form

$$P(n, t) = \sum_{k=n}^{n_0} A_k^n e^{-W_k t} \quad (6)$$

that can be written in matrix form as

$$|P(t)\rangle = A |u(t)\rangle \quad (7)$$

where $|P(t)\rangle = (P(1, t), \dots, P(n_0, t))^T$, the amplitude A is the triangular matrix with elements A_k^n and $|u(t)\rangle = (1, e^{-W_2 t}, \dots, e^{-W_{n_0} t})^T$.

For $n = n_0$, equation 3 is a simple differential equation with solution

$$P(n_0, t) = e^{-W_{n_0} t} \quad (8)$$

and therefore $A_{n_0}^{n_0} = 1$.

To obtain the coefficients A_k^n for $1 \leq n < n_0$, we plug the solution (6) into the bulk relation (4). Equating the terms in $\exp(-W_k t)$, one finds that

$$A_k^n = \frac{W_{n+1}}{W_n - W_k} A_k^{n+1} \quad k > n \quad (9)$$

Finally, to compute the remaining coefficient A_n^n , the condition $P(n, 0) = 0$ is used :

$$A_n^n = - \sum_{k=n+1}^{n_0} A_k^n \quad (10)$$

Note that as $P(1, t) \rightarrow 1$ when $t \rightarrow \infty$, we must have $A_1^1 = 1$. Figure 4 shows graphically the construction of the amplitude matrix A .

Figure 5 shows the accuracy of the solution (6) compared to the Gillespie stochastic numerical simulations.

The triangular system (5) can be solved directly, without using knowledge of the eigenvalues (see appendix A 1).

B. Time to reach state n

Once $P(n, t)$ is known, the time to reach state n can be directly obtained. Indeed, the function

$$F_n(t) = \sum_{k=1}^n P(k, t) \quad n < n_0 \quad (11)$$

is the cumulative distribution function (CDF) of time to reach the state n , beginning at the state n_0 at $t = 0$ (see

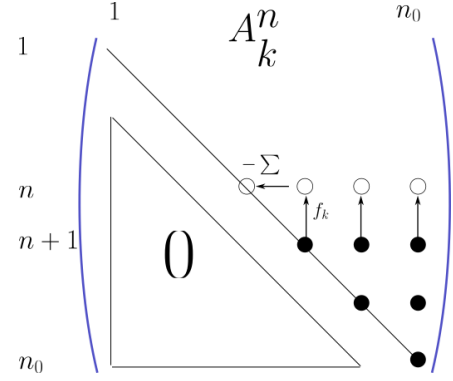


Figure 4. Graphical illustration of the construction of the triangular amplitude matrix A . Beginning with line n_0 where $A_{n_0}^{n_0} = 1$, each row n is obtained from the row below by multiplying the element by the factor $f_k = W_{n+1}/(W_n - W_k)$. The diagonal element is obtained by summing the non-diagonal elements of each row and inverting the sign. The matrix has the following properties : each column (except the first one) and each row (except the last one) sums up to zero, and $A_1^1 = 1$.

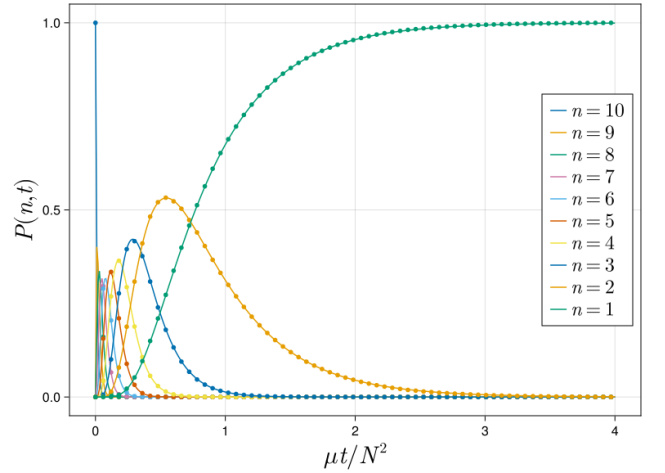


Figure 5. Comparison of the theoretical expression (6) for the probabilities $P(n, t)$ to numerical simulations of the stochastic process using the Gillespie algorithm, for $N = 50$ and $n_0 = 10$. The numerical probabilities are computed from 10^5 random paths.

the appendix B). In particular, the CDF of coalescent time to reach the MRCA is

$$F_1(t) = P(1, t) = \sum_{k=1}^{n_0} A_k^1 \exp(-W_k t) \quad (12)$$

$$= 1 + \sum_{k=2}^{n_0} A_k^1 \exp(-W_k t) \quad (13)$$

as $W_1 = 0$ and $A_1^1 = 1$. Figure 6 shows the accuracy of this expression compared to stochastic numerical simulations.

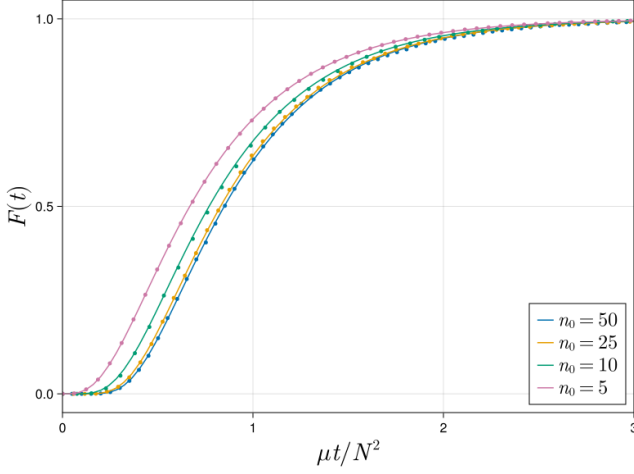


Figure 6. The CDF of the coalescent time t_1 (relation 12) compared to stochastic numerical simulation, for various combination of n_0 and N . For the numerical simulations, M (here 10^5) random paths are generated by the Gillespie algorithm and the absorption time t_1 for each path is recorded.

The moments of the coalescence time can be extracted from the expression (13):

$$\langle t^p \rangle = \int_0^\infty t^p \frac{d}{dt} F_1(t) dt \quad (14)$$

$$= -p! \sum_{k=2}^{n_0} \frac{A_k^1}{(W_k)^p} \quad (15)$$

Analog expressions (for Kingman's coalescent) are discussed in the literature [14, 15] with more elaborate methods. Note that expression (11) is valid only for one-step processes, while expression (12) for the time to reach MRCA is always valid.

For a *one step process* such as the Moran one, expression (12) could have been obtained directly [16]: the time t to reach state $k = 1$ is the sum of individual waiting times t_k ($1 < k \leq n_0$) on each individual state)

$$t = \sum_{k=2}^{n_0} t_k$$

where t_n are *independent* random variables with distribution probability density

$$f_k(t) = W_k \exp(-W_k t).$$

$f(t)$, the probability distribution of t , is therefore the convolution product of the functions $f_k()$, which in the Laplace domain (see appendix A), reduces to their normal product:

$$\hat{f}(s) = \prod_{k=2}^{n_0} \frac{W_k}{s + W_k}$$

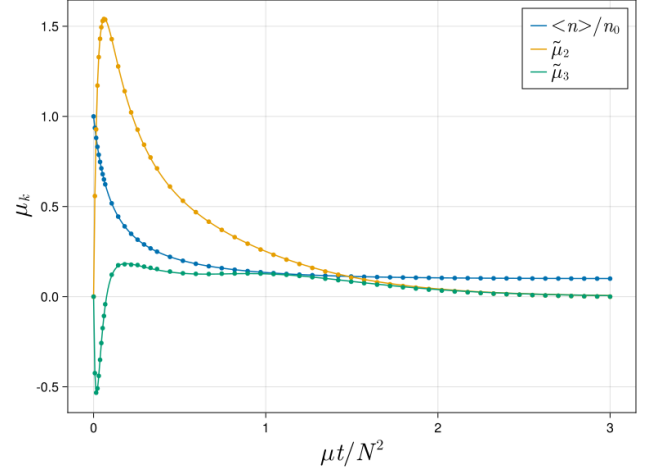


Figure 7. The normalized mean $\langle n(t) \rangle / n_0$, the variance and the third centered moment of $n(t)$ as a function of time, for $n_0 = 10$. Solid lines are theoretical values computed from expression (18), dots represents values extracted from stochastic Gillespie simulations with 10^5 paths.

The CDF is in the Laplace domain $\hat{F}(s) = \hat{f}(s)/s$. Its decomposition into simple fractions and then taking the inverse Laplace transform leads, without surprise, to the expression (12).

Another quantity of interest is the random variable *total length of all branches* t_T , which for one-step processes is defined as

$$t_T = \sum_{k=2}^{n_0} k t_k \quad (16)$$

where t_k is the random transition time from state k to $k - 1$. The CDF of t_T can be recovered by the same computations as above, by defining an associated stochastic process where the transition rates are defined as

$$W'_n = W_n / n \quad (17)$$

The previous computations can be exactly extended to this new process and, in particular, $P'(1, t)$ is the CDF of the random variable t_T . This approach is confirmed by numerical simulations. I will discuss it in more depth in the next section.

C. Moments of random variable $n(t)$

Knowing the probabilities $P(n, t)$, the moments of the width of the tree $n(t)$, are easily computed :

$$\langle (n(t))^p \rangle = \langle n^p | P(t) \rangle = \langle n^p | A | u(t) \rangle \quad (18)$$

where $\langle n^p |$ is the linear form (row vector) $(1^p, 2^p, \dots, n_0^p)$. The first three *centered* moments are shown in figure 7.

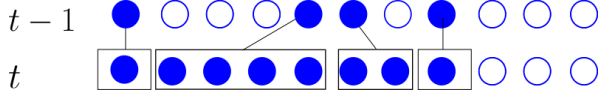


Figure 8. The WF coalescent scheme. n individuals are partitioned into k distinct subset ($S(n, k)$ possible configurations) and each subset chooses a distinct parent ($(N)_k$ possible configuration). The total number of configuration to choose the parents is N^n , hence the jump probability of expression (22)

III. DISCRETE TIME COALESCENT.

Many models of evolutionary biology are stated in discrete time (generations). In these models, one specifies the jump probability

$$W(n \rightarrow k) = W_n^k \quad (19)$$

of having k ancestor in generation $t - 1$, given that there are n individuals in generation t . The master equation in (backward) discrete time t capturing the number of parents n is therefore the following:

$$P(n, t + 1) = W_n^n P(n, t) + \sum_{j=n+1}^{n_0} W_j^n P(j, t) \quad (20)$$

that we can write, in matrix notation,

$$|P(t + 1)\rangle = W |P(t)\rangle \quad (21)$$

where W is the *upper triangular* jump probabilities (relation 22).

The most studied such model is the Wright-Fisher (WF) model of evolution[17]: The community is made up of N individuals. In each generation, each individual produces p progeny and exactly N individuals are selected among all the progeny to form the next generation. If p is large compared to N , the model is simplified: each individual in generation t picks its parent at random in generation $t - 1$. Now consider n individual in generation t , partition them into exactly k subset, and for each subset, choose one distinct parent in generation $t - 1$ at random (figure 8). The probability for n individuals in generation t to have exactly k parents in generation $t - 1$ is [5]:

$$W(n \rightarrow k) = W_n^k = S(n, k) \frac{(N)_k}{N^n} \quad (22)$$

where $S(n, k)$ is the Stirling number of second kind [18, Section 26.8] that gives the number of partitions and $(x)_r$ is the falling factorial.

$$(x)_r = x(x - 1) \dots (x - r + 1)$$

In the following, I present the solution of this master equation, first for a one step approximation such as the Kingman's one, and then generalize the result to the complete equation.

A. One step approximation.

For large populations $N \gg 1$, Kingman's approximation[1] consists of keeping only $O(1/N)$ terms in the jump probabilities. The only terms remaining are

$$W_n^n = 1 - \frac{1}{2N} n(n - 1) + O(1/N^2)$$

$$W_n^{n-1} = \frac{1}{2N} n(n - 1) + O(1/N^2)$$

and in effect, the system reduces to a one-step model similar to the Moran's one. The master equation in this framework is therefore

$$P(n_0, t + 1) = W_{n_0}^{n_0} P(n_0, t) \quad (23)$$

$$P(n, t + 1) = W_n^n P(n, t) + W_{n+1}^n P(n + 1, t) \quad (24)$$

$$1 \leq n < n_0$$

The above equations have the same form as the Moran master equation and can be solved by similar methods. In particular, if we use the Kingman's second approximation by using continuous times and setting

$$P(n, t + 1) - P(n, t) \approx \frac{\partial P(n, t)}{\partial t}$$

the problem is mapped exactly to the one treated in the preceding section. However, this approximation is not necessary. Using again the triangular nature of the system and the fact that eigenvalues of W are its diagonal elements, the solution must be of the form

$$P(n_0, t) = (W_{n_0}^{n_0})^t \quad (25)$$

$$P(n, t) = \sum_{k=n}^{n_0} A_k^n (W_k^k)^t \quad n < n_0 \quad (26)$$

The coefficients A_k^n (for $n < n_0$ and $k > n$) are found by integrating expression (26) into relation (24) and grouping terms in $(W_k^k)^t$:

$$A_{n_0}^{n_0} = 1 \quad (27)$$

$$A_k^n = \frac{W_{n+1}^n}{W_k^k - W_n^n} A_k^{n+1} \quad k > n \quad (28)$$

Using the fact that $P(n, 0) = 0$, the coefficient A_n^n is found

$$A_n^n = - \sum_{k=n+1}^{n_0} A_k^n \quad (29)$$

If we recall $W_j^j = 1 - W_j^{j-1}$, we see that expressions (27,29) are formally the same as those obtained for the Moran model. The appendix A 2 shows how the above solution can be obtained directly and without using the prior knowledge of the eigenvalues.

B. The General solution.

There is no difference between the solution in the one step approximation framework (such as Kingman's) and the general one. In both cases, we only need to use the triangular nature of the system : the "bi-diagonal" nature of the one step approximation does not bring any particular simplification. The solution of the master equation (20) must still be of the form given by equations (25,26) . To compute the amplitudes, we plug these relations into the master equation:

$$\begin{aligned} \sum_{k=n+1}^{n_0} (W_k^k - W_n^n) A_k^n (W_k^k)^t &= \sum_{j=n+1}^{n_0} W_j^n \sum_{k=j}^{n_0} A_k^j (W_k^k)^t \\ &= \sum_{k=n+1}^{n_0} (W_k^k)^t \sum_{j=n+1}^k W_j^n A_k^j \end{aligned}$$

where the second line is obtained by permuting the summation index. The amplitudes A_k^n are again found by grouping the terms in $(W_k^k)^t$:

$$A_{n_0}^{n_0} = 1 \quad (30)$$

$$A_k^n = \frac{1}{W_k^k - W_n^n} \sum_{j=n+1}^k W_j^n A_k^j \quad k > n \quad (31)$$

$$A_n^n = - \sum_{k=n+1}^{n_0} A_k^n \quad k > n \quad (32)$$

where (32) is obtained from condition $P(n, 0) = 0$.

Comparing expressions (27) and (31), we see that the only difference is that, to calculate A_k^n , we need all the known coefficients A_k^j from the lines below and not only the coefficients from the line $n + 1$. This recurrence naturally disentangles the entanglements introduced by allowing jumps from state n to any inferior states. It is straightforward to check that the above expression reduces to the relation (27) for the Kingman's approximation where $W_j^n = 0$ if $j > n + 1$.

Figure 9 displays the comparison of the theoretical probabilities of the general solution and Kingman's approximation to numerical simulations.

C. Time to reach the MRCA

The problem of time to reach MRCA for the general WF process has been treated by Fu[8], using a direct approach. Here, I show that the time to reach the state n can be calculated simply using an approach similar to that in the preceding section. Note that for the general model, contrary to one step models, only the absorption time t to reach the state $n = 1$ (the MRCA) is unambiguously defined. As in the previous section, the CDF of this random variable is (see appendix B)

$$F(t) = P(1, t)$$

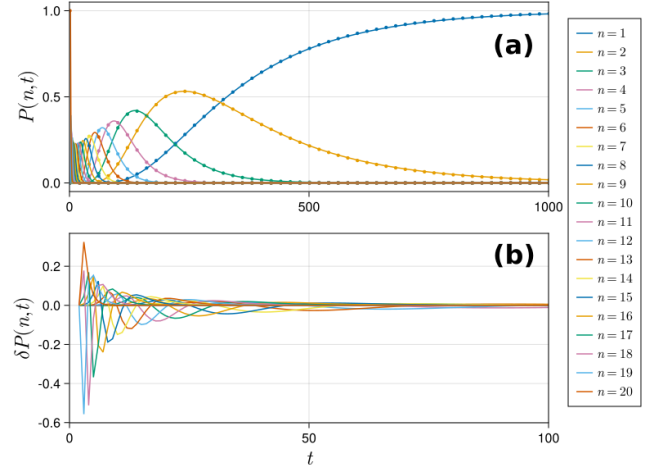


Figure 9. Probabilities $P(n, t)$. Two sets of data are generated by a Gillespie algorithm, one for the stochastic process governed by the Kingman's approximation and one for the general WF model, and they are compared to theoretical expressions obtained from the amplitude matrix in each case. (a) comparison of the general solution (solid lines) to numerical solutions (circles). The accuracy is similar for the Kingman's approximation and is not displayed. (b) Comparison of the theoretical probabilities for the General and Kingman's approximation, where $\delta P = P_{\text{General}} - P_{\text{Kingman}}$'s. $N = 200$; $n_0 = 20$.

which is the probability that the system is in state $n = 1$ at time t (has reached n at time $\tau < t$). The probability of reaching $n = 1$ exactly at t is therefore

$$\begin{aligned} f(0) &= 0 \\ f(t) &= \Delta F = F(t) - F(t-1) \end{aligned}$$

The moments of the random variable t are

$$\langle t^p \rangle = \int_0^\infty t^p f(t) dt$$

and can be given in terms of the polylogarithm function. However, it is simpler to use the Z -transform (probability generating function), defined as

$$\hat{f}(s) = \sum_{t=0}^{\infty} s^{-t} f(t)$$

Defining the operator $L = s d/ds$, the moments of the random variable t are obtained by a multiple application of this operator to $\hat{f}(s)$:

$$\langle t^p \rangle = (-1)^p L^p \hat{f}(s) \Big|_{s=1}$$

The expression for $\hat{f}(s)$ reads:

$$\hat{f}(s) = 1 + \sum_{k=2}^{n_0} A_k^1 \frac{s-1}{s-W_k^k}$$

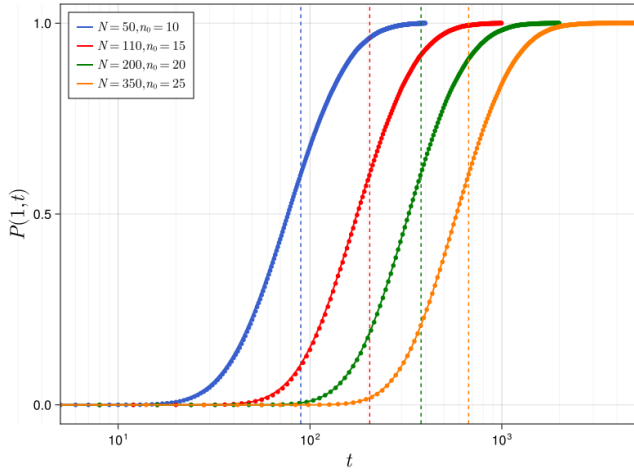


Figure 10. The CDF of the random variable t_1 as a function of time for various combination of parameters. Solid lines: theoretical ; circles : numerical simulation. Vertical dashed lines are the mean time $\langle t \rangle$ for each set of parameters.

In particular, the first moments are

$$\begin{aligned}\langle t \rangle &= - \sum_{k=2}^{n_0} \frac{A_k^1}{1 - W_k^k} \\ \langle t^2 \rangle &= - \sum_{k=2}^{n_0} A_k^1 \frac{1 + W_k^k}{(1 - W_k^k)^2} \\ \langle t^3 \rangle &= - \sum_{k=2}^{n_0} A_k^1 \frac{1 + 4W_k^k + (W_k^k)^2}{(1 - W_k^k)^3}\end{aligned}$$

The difference between the general case and the Kingman's approximation is reflected in the computation of the amplitudes A_k^1 .

Figure 10 displays the CDF and the mean of t for various combinations of n_0 and N . These relations are confirmed by numerical simulations. Computing numerically $\langle t \rangle$ for a wide combination of n_0 and N , we note that the difference in coalescence time $\langle t \rangle$ between Kingman's approximation and the general solution is $O(1)$. The Kingman's approximation is indeed an excellent one, as was already noted by Fu[8].

As mentioned in the previous section, another quantity of interest is the random variable t_T , the total length of all branches. For a one step process, this quantity is unambiguously defined as $t_T = \sum_{j=2}^{n_0} j t_j$, where t_j is the random transition time from state j to $j - 1$, *i.e.*, the time the system remains in state j . For general processes, this definition is no longer valid, as the system can transition from a state k to an arbitrary state j ($j < k$).

For one random realization of this process, the system goes through states $(n_{\alpha_0}, n_{\alpha_1}, n_{\alpha_2}, \dots, 1)$ where $n_{\alpha_0} = n_0$, and for this realization, the total time is unambigu-

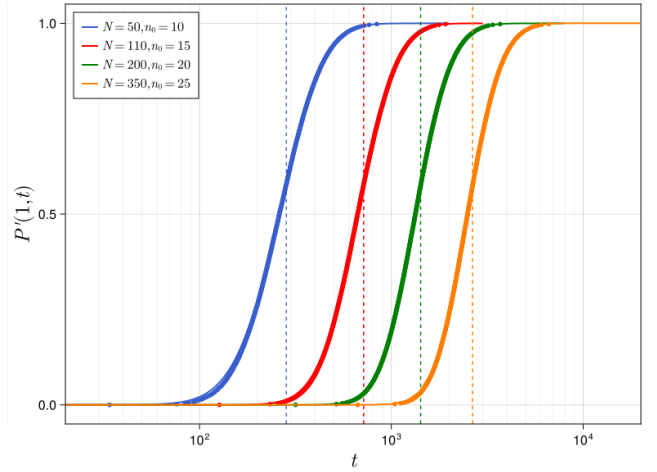


Figure 11. The CDF of the random variable t_T , total branch length, as a function of time for various combination of parameters. Solid lines: theoretical ; circles : numerical simulation. Vertical dashed lines are the mean time $\langle t_T \rangle$ for each set of parameters. Numerical simulation is performed by making $M = 10^5$ realizations of the General coalescent process, computing t_T for each realization according to relation (33). Theoretical result is obtained from the associated stochastic process.

ously defined as

$$t_T = \sum_{\alpha_i} \alpha_i t_{\alpha_i} \quad (33)$$

Numerically, it is straightforward to compute this time for M realizations and use these $t_{T,i}$ to deduce the CDF of the random variable t_T . The procedure used above for the computation of t_{MRC} can be used to address this problem with the same simplicity. We only need to define an associated stochastic process in which

$$W'_n{}^k = W_n^k / n \quad k \neq n \quad (34)$$

$$W'_n{}^n = 1 - \sum_{k \neq n} W'_n{}^k \quad (35)$$

For this associated process, $P'(1, t)$ is the CDF of the total branch length. Indeed, for this process, the random time that the system stays in the state n is multiplied by n , regardless of the states to which it transitions and without modifying the relative probabilities of various transitions. Figure 11 numerically confirms the validity of this approach.

D. Moments of random variable $n(t)$

From the expression of the probabilities, various moments of the width of the tree can be obtained. These moments of are defined as

$$\langle n^p(k) \rangle = \langle n^p | P(t) \rangle$$

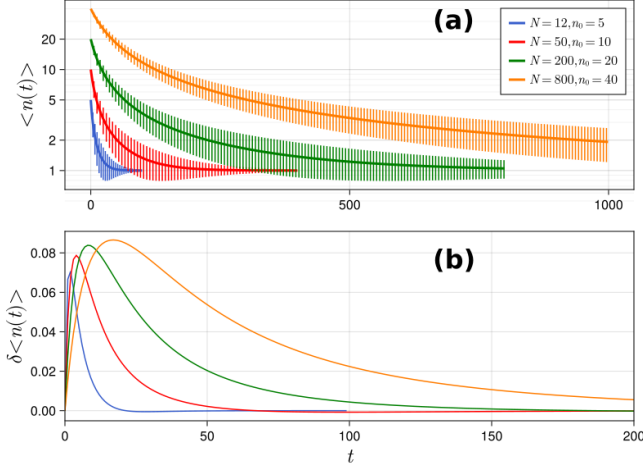


Figure 12. Width of the tree $\langle n(t) \rangle$ for the general WF model. (a) $\langle n(t) \rangle$ (solid lines) for various combinations of n_0 and N ; vertical bars denote the standard deviation $\sigma = \sqrt{\langle n^2 \rangle - \langle n \rangle^2}$. (b) The difference in the computed mean between the general WF model and the Kingman's approximation. The theoretical expressions are confirmed by comparison to the results of numerical stochastic equations (not displayed).

where the linear form $\langle n^p \rangle = (1, 2^p, \dots, n_0^p)$. Figure 12 displays the mean and standard deviation of $n(t)$ for various combinations of n_0 and N .

IV. CONCLUSION AND DISCUSSION

In this article, I have shown how the coalescent model, for a community of N individuals, can be solved simply and generally by shifting the focus from the random variable t , time to reach the MRCA, to the joined variable (n, t) that encompasses the time and width of the coalescent tree. It appears that the master equation for $P(n, t)$ can be solved efficiently by recurrence for the most general case, due to the peculiar nature of jump rates in the coalescent problem. The solutions of the preceding sections were given in general terms and were compared to stochastic simulations of two well studied models, but can be used for any exchangeable model (reviewed for example in [19]). For one step processes such as Moran or Kingman's approximation of WF, the computation is equivalent in terms of complexity to a direct computation of time to MRCA. On the other hand, for more general models, the method I presented in the preceding sections conserves its simplicity and is solved with the same tools that are used for the one step models.

An area where this work may be extended is the structured coalescent (see [6, chap. 5] for a review). Natural populations are subdivided into geographically distinct sub-populations with migrations taking place between them, and one can indeed wonder if the limit of one large population of size N can realistically capture

such a structure. A natural extension of this work would be to consider the probability $P(n_1, \dots, n_D; t)$ describing these populations, where D is the number of subpopulations and n_i the number of ancestors in deme i . It is beyond the scope of this article to investigate this problem. However, at first glance, the downward nature of jump probabilities indicates that this may be feasible. The case for $D = 2$ seems to be straightforward, but it remains to be determined if the general case for arbitrary D can conserve the simplicity and computability of the preceding sections.

Appendix A: Direct solution of the master equation

1. Continuous model

The systems governing the continuous master equation can be solved directly using Laplace transforms. The Laplace transform (with respect to time) of a function $f(t)$ is defined as [18, Sect. 1.14]

$$\hat{f}(s) = \int_0^\infty e^{-st} f(t) dt \quad (\text{A1})$$

and has the property of transforming linear differential equations into algebraic ones:

$$\mathcal{L}[f'(t)] = s\hat{f}(s) - f(0)$$

For the Moran model, taking the Laplace transform of equations (3,4), produces :

$$(s + W_{n_0}) \hat{P}(n_0, s) = 1 \quad (\text{A2})$$

$$(s + W_n) \hat{P}(n, s) = W_{n+1} \hat{P}(n+1, s) \quad (\text{A3})$$

The solution of the above equations, obtained by recurrence, is

$$\hat{P}(n_0, s) = 1 / (s + W_{n_0}) \quad (\text{A4})$$

$$\hat{P}(n, s) = \prod_{k=n+1}^{n_0} W_k / \prod_{k=n}^{n_0} (s + W_k) \quad (\text{A5})$$

The solution (A5) can be decomposed into the sum of simple fractions

$$\hat{P}(n, s) = \sum_{k=n}^{n_0} \frac{A_k^n}{s + W_k} \quad (\text{A6})$$

where

$$A_{n_0}^{n_0} = 1$$

$$A_k^n = \prod_{j=n+1}^{n_0} W_j / \prod_{j=n, j \neq k}^{n_0} (W_j - W_k)$$

$$n < n_0, \quad k \geq n$$

We note that as $W_1 = 0$, $A_1^1 = 1$.

By taking the inverse Laplace transform, we get the explicit solution for the probabilities:

$$P(n, t) = \sum_{k=n}^{n_0} A_k^n \exp(-W_k t) \quad (\text{A7})$$

One of the properties of the amplitude matrix for a one step process is

$$-\sum_{k=2}^{n_0} \frac{A_k^1}{W_k} = \sum_{k=2}^{n_0} \frac{1}{W_k} \quad (\text{A8})$$

2. Discrete model.

The systems governing the discrete master equation can be solved by a similar method as above, using the discrete Laplace transforms (Z-transform). The Z-transform of the discrete function $f(t)$ is defined as

$$Z[f(t)] = \hat{f}(s) = \sum_{t=0}^{\infty} s^{-t} f(t)$$

And its properties are similar to the continuous Laplace transform. In particular,

$$\begin{aligned} Z[f(t+1)] &= s\hat{f}(s) - sf(0) \\ Z[\lambda^t] &= \frac{s}{s-\lambda} \end{aligned}$$

Applying the Z-transform to the relation (23) and using the condition $P(n_0, 0) = 1$, we obtain the following:

$$\hat{P}(n_0, s) = \frac{s}{s - W_{n_0}^{n_0}}$$

by inverting the transform, we have $P(n_0, t) = (W_{n_0}^{n_0})^t$. Applying the Z-transform to the relation (24) and using the condition $P(n, 0) = 0$, we obtain the following:

$$\begin{aligned} \hat{P}(n, s) &= \frac{W_{n+1}^n}{s - W_n^n} \hat{P}(n+1, s) \\ &= s \prod_{k=n}^{n_0-1} W_{k+1}^k / \prod_{k=n}^{n_0} (s - W_k^k) \end{aligned} \quad (\text{A9})$$

and we can use the decomposition into simple fractions to simplify the relation. However, it is, as in the preceding subsection, simpler to directly obtain the recurrence relation between amplitudes. Suppose that

$$\hat{P}(n, s) = \sum_{k=n}^{n_0} A_k^n \frac{s}{s - W_k^k}$$

Then, using the recurrence relation (A9) and simple decomposition,

$$\frac{s}{(s - W_k^k)(s - W_n^n)} = \frac{1}{W_k^k - W_n^n} \left(\frac{s}{s - W_k^k} - \frac{s}{s - W_n^n} \right)$$

we obtain the recurrence relation between amplitudes:

$$\begin{aligned} A_k^n &= \frac{W_{n+1}^n}{W_k^k - W_n^n} A_k^{n+1} \quad k > n \\ A_n^n &= - \sum_{k=n+1}^{n_0} A_k^n \end{aligned}$$

Appendix B: Cumulative distribution function.

Consider the (downward) stochastic processes discussed in previous sections where $P(n, t)$ is the probability of *observing* the system in state n at time t , with initial condition $P(n, 0) = \delta_{n_0}^n$, where δ is the Kronecker symbol. The probability that the system is in a state $m > n$ (has not yet reached the state n) is

$$Q_n(t) = \sum_{k=n+1}^{n_0} P(k, t)$$

and therefore the probability density $f_n(t)$ of *reaching* the state n at t is [13]

$$f_n(t) = -\frac{d}{dt} Q_n(t) = \sum_{k=1}^n \frac{d}{dt} P(k, t) \quad (\text{B1})$$

where the summation boundary has been changed using the relation $\sum_{k=1}^{n_0} P(n, t) = 1$. Therefore, the cumulative distribution function of the time to reach state n is

$$F_n(t) = \int_0^t f_n(\tau) d\tau = \sum_{k=1}^n P(k, t)$$

The moments of coalescent time $\langle t_1^p \rangle$ to reach the MRCA are obtained from the successive derivation of the Laplace transform of the probability density function : from the definition of the Laplace transform, we have

$$\hat{f}_1^{(p)}(s) = (-1)^p \int_0^{\infty} t^p e^{-st} f_1(t) dt$$

and therefore

$$\langle t^p \rangle = (-1)^p \hat{f}_1^{(p)}(0)$$

As we know the explicit expression

$$\begin{aligned} \hat{f}_1(s) &= s\hat{P}(1, s) \\ &= 1 + \sum_{k=2}^{n_0} A_k^1 \frac{s}{s + W_k} = - \sum_{k=2}^{n_0} A_k^1 \frac{W_k}{s + W_k} \end{aligned}$$

we have

$$\hat{f}_1^{(p)}(s) = (-1)^{p+1} p! \sum_{k=2}^{n_0} A_k^1 \frac{W_k}{(s + W_k)^{p+1}}$$

Evaluating this expression at $s = 0$ leads to equation (14).

For discrete processes, the probability of reaching the state n in exactly time $t > 0$ is

$$f_n(t) = P(n, t) - P(n, t - 1)$$

Note that for a discrete process, the process of defining f_n is ambiguous and we could have used $P(n, t + 1) - P(n, t)$. This definition introduces a shift of one generation.

Appendix C: Numerical computations.

There are general numerical packages, such as the one published by Vaughan and Drummond [20] for stochastic processes that can simulate genealogies. In this article, I have written simple codes that directly implement the

Gillespie algorithm[21] : When the system is in state n , the time to the next transition follows an exponential (for continuous times) or geometric (for discrete times) distribution with rate $W = \sum_{k \neq n} W_n^k$ and is drawn from the corresponding function. The nature of the transition is obtained from the normalized rates W_n^k/W and the new state of the system is updated accordingly. The procedure continues until the adsorbing state $n = 1$ is reached, and a table containing states and transition times is returned, corresponding to one stochastic path. M (usually $10^3 - 10^5$) random paths are generated to compute the probabilities $P(n, t)$.

All computations and numerical simulations were performed with the high level language “Julia”[22].

-
- [1] J. F. C. Kingman. On the Genealogy of Large Populations. *Journal of Applied Probability*, 19:27–43, 1982.
 - [2] Yun-Xun Fu and Wen-Hsiung Li. Coalescing into the 21st Century: An Overview and Prospects of Coalescent Theory. *Theoretical Population Biology*, 56(1):1–10, August 1999.
 - [3] Warren J. Ewens. *Mathematical Population Genetics*. Interdisciplinary Applied Mathematics. Springer, New York, NY, 2004.
 - [4] Simon Tavaré. Lectures on Probability Theory and Statistics, Part I: Ancestral Inference in Population Genetics. pages 1–188. Springer, Berlin, Heidelberg, 2004.
 - [5] Jotun Hein, Mikkel H. Schierup, and Carsten Wiuf. *Gene Genealogies, Variation and Evolution: A Primer in Coalescent Theory*. 2005.
 - [6] John Wakeley. *Coalescent Theory: An Introduction*. W. H. Freeman, Greenwood Village, 2009.
 - [7] Magnus Nordborg. Coalescent Theory. In *Handbook of Statistical Genomics*, chapter 5, pages 145–30. John Wiley & Sons, Ltd, 2019.
 - [8] Yun-Xin Fu. Exact coalescent for the Wright–Fisher model. *Theoretical Population Biology*, 69(4):385–394, June 2006.
 - [9] Aurélien Tellier and Christophe Lemaire. Coalescence 2.0: A multiple branching of recent theoretical developments and their applications. *Molecular Ecology*, 23(11):2637–2652, 2014.
 - [10] P. A. P. Moran. *The Statistical Processes of Evolutionary Theory*. Oxford, Clarendon Press, 1962.
 - [11] Bahram Houchmandzadeh and Marcel Vallade. Alternative to the diffusion equation in population genetics. *PHYSICAL REVIEW E*, 82(1):051913, November 2010.
 - [12] Arthur Alexandre, Alia Abbata, Cecilia Fruet, Claude Loverdo, and Anne-Florence Bitbol. Bridging Wright–Fisher and Moran models. *Journal of Theoretical Biology*, 599:112030, February 2025.
 - [13] Crispin W. Gardiner. *Handbook of Stochastic Methods: For Physics, Chemistry and the Natural Sciences*. Springer-Verlag Berlin and Heidelberg GmbH & Co. K, Berlin Heidelberg, 2004.
 - [14] M. Möhle and H Pitters. Absorption Time and Tree Length of the Kingman Coalescent and the Gumbel Distribution. *Markov Process Relat Fields*, 21:317–338, 2015.
 - [15] Tibor K. Pogány and Saralees Nadarajah. On the Moments of the Absorption Time of Kingman’s Coalescent. *Methodology and Computing in Applied Probability*, 19(1):349–355, March 2017.
 - [16] N. Takahata and M. Nei. Gene Genealogy and Variance of Interpopulational Nucleotide Differences. *Genetics*, 110(2):325–344, 1985.
 - [17] R. A. Fisher and Henry Bennett. *The Genetical Theory of Natural Selection: A Complete Variorum Edition*. Oxford University Press, Oxford, 1999.
 - [18] DLMF: NIST Digital Library of Mathematical Functions. <https://dlmf.nist.gov/>.
 - [19] Martin Möhle and Serik Sagitov. A Classification of Coalescent Processes for Haploid Exchangeable Population Models. *Annals of Probability*, 29, October 2001.
 - [20] Timothy G. Vaughan and Alexei J. Drummond. A Stochastic Simulator of Birth–Death Master Equations with Application to Phylodynamics. *Molecular Biology and Evolution*, 30(6):1480–1493, June 2013.
 - [21] Daniel T. Gillespie. Exact stochastic simulation of coupled chemical reactions. *The Journal of Physical Chemistry*, 81(25):2340–2361, December 1977.
 - [22] Jeff Bezanson, Alan Edelman, Stefan Karpinski, and Viral B. Shah. Julia: A fresh approach to numerical computing. *SIAM Review*, 59(1):65–98, 2017.