

NEW XOR & XNOR OPERATIONS IN INSTANTANEOUS NOISE-BASED LOGIC

NASIR KENARANGUI[§], ARTHUR POWALKA, LASZLO B. KISH

Department of Electrical and Computer Engineering, Texas A&M University, College Station, TX 77843-3128, USA

Received ()
Revised (revised date)
Accepted (accepted date)

Instantaneous Noise-Based Logic (INBL) presents a classical noise-based computing framework as an alternative to quantum computation, though some logic gates remain unimplemented for achieving universality over superpositions. INBL encodes M noise-bits using $2M$ orthogonal stochastic reference noises to construct a 2^M -dimensional product-based Hilbert space (hyperspace). Vectors in this hyperspace correspond to products of reference noises representing bit values in M -bit binary strings. This work introduces INBL implementations of XOR and XNOR operations targeting specific bits, facilitating pairwise operations directly between strings of equal length or hyperspace vectors, which are the longest strings. These operations naturally extend to superpositions, potentially delivering significant improvements in computational speed and hardware complexity. Diverging from previous methods by Khreishah et al., our approach avoids direct manipulation of the reference noise system, enabling more flexible and general-purpose implementations. We validate INBL operations—including NOT, XOR, and XNOR—through simulation using random telegraph waves, demonstrating practical feasibility without explicit reference noise manipulation.

Keywords: Exponential speedup; parallel gate operations; noise-bits; exponential Hilbert space.

1. Introduction

In this paper we introduce a new solution for XOR and XNOR operations in Instantaneous Noise-based Logic (INBL). For the sake of the Reader, first we briefly survey Noise-based Logic (NBL) and the NOT operation.

1.1. Instantaneous noise-based logic

In NBL, the logical information is represented by noise-bits [1,2]. Logic operations can be executed by the gates or by operations on the reference signals. The Reference Noise System is based on a truly random number generator, see Figure 1.

INBL [3-15] is a subclass of NBL that does not require time averaging (as a part of correlators) to distinguish between logic states thus the results of the operations are obtained "instantaneously". (The name INBL is from Ferdinand Peper [5] at ICT).

[§] Corresponding Author.

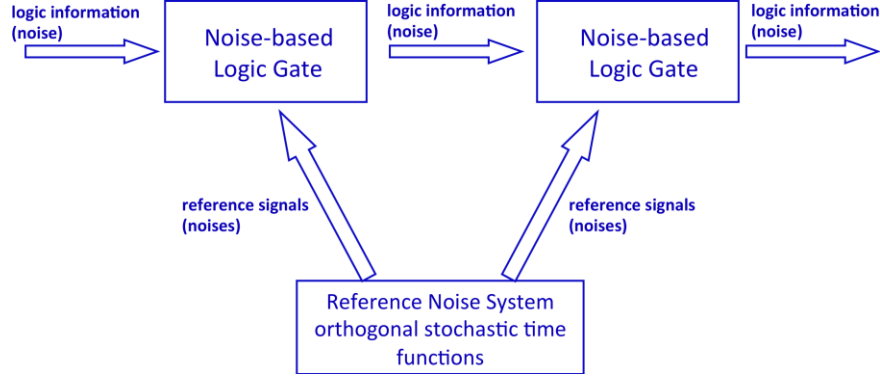


Figure 1. Generic noise-based logic hardware scheme [1,3,4]. Logic operations can be executed by the gates or by operations on the reference signals. The Reference Noise System is based on a truly random number generator. The interesting INBL schemes are mostly those that can handle exponentially large data sets and can be implemented by a binary classical computer (Turing machine) with a bit resolution and complexity that is polynomial in M , e.g. [3,4,7,9-15].

Each logic state is defined by the combination of reference noises which are independent stochastic processes. M noise-bits require $2M$ uncorrelated (orthogonal) reference noises [1-7], see Figure 2. Each noise-bit i is associated with a logical Low reference noise L_i and a logical High reference noise H_i , where $i = 1, \dots, M$. These $2M$ uncorrelated reference noises are represented by random telegraph waves (RTWs). These RTWs are generated by independent random square waves with values of either $+1$ or -1 with a probability of 0.5 at the beginning of each clock cycle, see an example in Figure 3.

An M bit long binary product string, composed of the reference noises, is called hyperspace [1] vector. It corresponds to a decimal number n where $n = 0, 1, \dots, 2^M - 1$.

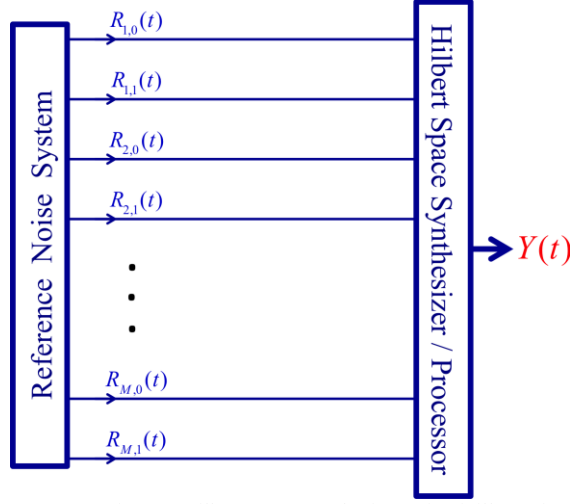


Figure 2. Example for an INBL engine [3]: Hilbert Space Synthesizer. Circuit illustration of the logic structure of the generic superposition synthesizer for instantaneous NBL (INBL). The signal $Y(t)$ represents a fraction or the whole Hilbert space with 2^M dimensions.

The number n is thus represented by the reference noises $\{G_1^n(t), G_2^n(t), \dots, G_M^n(t)\}$ [3-7]. Each hyperspace vector $S_n(t)$ of the 2^m dimensional Hilbert space is generated by the bit string products of the reference noises corresponding to a number n , resulting in 2^M hyperspace vectors, see Equation 1 and Figure 2.

$$S_n(t) = \prod_{i=0}^{M-1} G_i^n(t) \quad (1)$$

For each bit i , $G_i^n(t) = L_i$ when the bit value is 0, and $G_i^n(t) = H_i$ when the bit value is 1. In a symmetric scheme, the RTWs for all the reference noises representing both L_i and H_i have the same amplitudes. Of course, product strings shorter than M noise-bits are also possible, for special purpose applications but a full hyperspace vector is M bit long.

The superposition of all hyperspace vectors is called the universe, which can be generated with polynomial complexity through the Achilles' Heel algorithm [2,3]; see Equation 2 and Figure 2:

$$U(t) = \sum_{k=0}^{2^M-1} S_k(t) = \prod_{i=0}^{M-1} [L_i(t) + H_i(t)]. \quad (2)$$

This feature is similar to quantum computing where the Hadamard operation is used for this purpose.

1.2 The INBL Engine

The INBL engine is a hardware/software tool designed to generate and manipulate orthogonal noise-bit signals, see an example in Figure 2. With the help of a true random number generator (TRNG), it generates the RTWs, Low (0) and High (1), for each of the M

noise-bits [1-6]. The $2M$ orthogonal RTWs, see Equation 3:

$$R_{10}(t), R_{11}(t), R_{20}(t), R_{21}(t), \dots, R_{M0}(t), R_{M1}(t) \quad (3)$$

can be stored in the computer memory [12,13] because the minimum number of RTW clock cycles required for currently known INBL operations is in the order of 100 [16]. In the symmetric RTW scheme, all reference noises have the same amplitude of ± 1 [7]. Figure 3 shows an example of reference noise RTWs generated for R_{10} and R_{11} using the INBL engine.

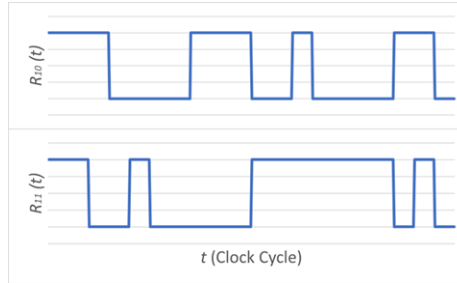


Figure 3. Example for the first 20 clock cycles of the symmetric RTWs (reference noises) $R_{10}(t)$ and $R_{11}(t)$ used in the INBL engine.

Following Equation 1, hyperspace vectors $\{A(t), B(t), C(t) \dots\}$ can be constructed to represent an arbitrary set of numbers $\{A, B, C, \dots\}$:

$$\begin{aligned} A(t) &= G_1^A(t) G_2^A(t) G_3^A(t) \dots G_M^A(t) \\ B(t) &= G_1^B(t) G_2^B(t) G_3^B(t) \dots G_M^B(t) \\ C(t) &= G_1^C(t) G_2^C(t) G_3^C(t) \dots G_M^C(t) \\ &\vdots \end{aligned} \quad (4)$$

As an example for a hyperspace vector, which is also an RTW, in the case of $M = 4$, the signal of binary number $A = 0011$ is represented by the hyperspace vector $A(t) = R_{10}(t)R_{20}(t)R_{31}(t)R_{41}(t)$.

Hyperspace vectors and other strings can be superimposed [10]:

$$Y(t) = A(t) + B(t) + C(t) + \dots \quad (5)$$

Such superpositions enable transmission of large sets of numbers on a single wire without signal multiplexing, as well as parallel operations on these sets. As an example, consider the two additional binary numbers as $B = 0101$ and $C = 0001$. Figure 4 demonstrates the superposition of these numbers; that is, the sum $A(t) + B(t) + C(t)$ of the corresponding hyperspace vectors.

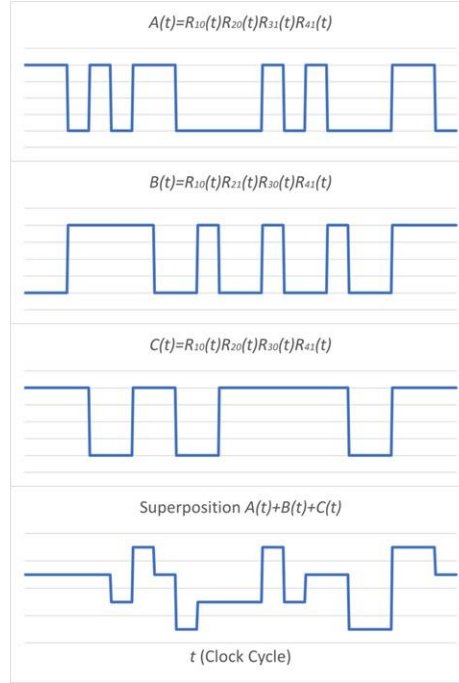


Figure 4. The first 20 clock cycles of the superposition of the three numbers A , B , C , that is, the sum $A(t) + B(t) + C(t)$ of their hyperspace vectors generated using the INBL engine. Note, the scale of amplitude axis of the superposition is suppressed.

1.3 Survey of the NOT INBL Operation

Because multiplication is distributive over addition, any product operation applied to a superposition of hyperspace vectors extends directly to each hyperspace vector in the superposition. This feature enables inherently parallel computation executed simultaneously on all constituent states within the superposition [2-15].

This section surveys the NOT operation, as an example. Building on these concepts facilitates easier readability of the XOR and XNOR operations described in Section 2.

The NOT operation (e.g. [6]) was developed for a reference system using symmetric RTWs (that is, with amplitudes ± 1).

The NOT operation on the i -th noise-bit is defined as:

$$\text{NOT}_i(t) = R_{i0}(t)R_{i1}(t). \quad (6)$$

For example:

$$\text{NOT}_1(t)R_{10}(t) = [R_{10}(t)R_{11}(t)]R_{10}(t) = R_{11}(t) \quad (7)$$

or

$$\text{NOT}_1(t)R_{11}(t) = [R_{10}(t)R_{11}(t)]R_{11}(t) = R_{10}(t). \quad (8)$$

This operation targets a specific bit i within a (product) string. Due to the commutativity of multiplication, these relations work also on strings, that is, on hyperspace vectors, too. For example, the operation $\text{NOT}_1(t) = R_{10}(t)R_{11}(t)$ targets the LSB (Least Significant Bit) component $i = 1$.

Consider the hyperspace vector $A(t)$ for the 4-bit number $A = 0011$. The LSB on A can be flipped to get $A_1^* = 0010$ by the $\text{NOT}_1(t)$ operation on $A(t)$ resulting in the hyperspace vector for $A_1^*(t)$; see Figure 5.

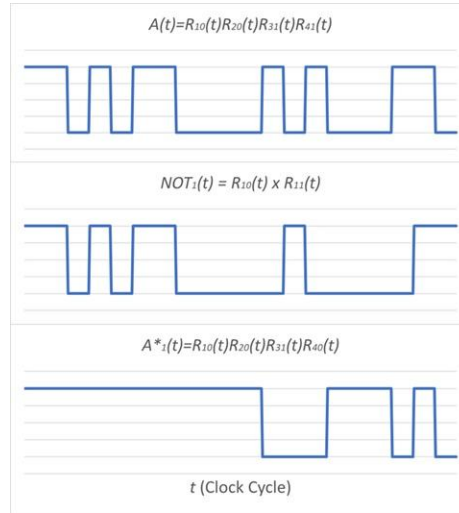


Figure 5. The INBL engine generates the first 20 clock cycles for the implementation of NOT operation targeting the LSB of bit string A , represented by the respective hyperspace vectors. $\text{NOT}_1(t)$ is constructed from the reference $R_{10}(t)$ and $R_{11}(t)$ RTWs shown in Figure 3.

NOT operations can also be constructed to simultaneously target multiple bits. For example, if in addition to flipping the LSB bit $i = 1$, we wanted also to flip bit $j = 3$, the NOT operation becomes:

$$\text{NOT}_{13}(t) = R_{10}(t)R_{11}(t)R_{30}(t)R_{31}(t). \quad (9)$$

This algorithm for NOT operation can be executed in parallel on sets of numbers represented by superpositions of hyperspace vectors. Consider the superposition of hyperspace vectors $A(t), B(t)$ and $C(t)$ shown in Figure 2. Implementing NOT_{13} on superposition of hyperspace vectors representing set $\{0101, 0001, 0011\}$, the desired result is the superposition of hyperspace vectors A_{13}^*, B_{13}^* and C_{13}^* representing set $\{0000, 0100, 0110\}$; see Figure 6.

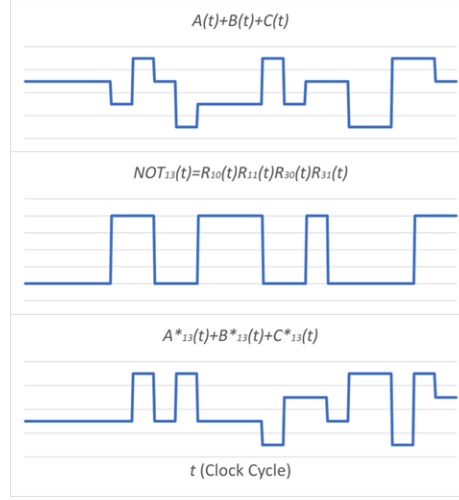


Figure 6. The INBL engine generates the first 20 clock cycles for the implementation of NOT_{13} operation targeting the bits $i = 1$ and $i = 3$ on superposition of hyperspace vectors $A(t)$, $B(t)$ and $C(t)$ representing the set of numbers $\{0101, 0001, 0011\}$. The result is the superposition of hyperspace vectors A_{13}^* , B_{13}^* and C_{13}^* representing the set of numbers $\{0000, 0100, 0110\}$. Note, the scale of amplitude axis of the superpositions is suppressed.

This highlights a powerful feature of INBL: simultaneous operations on bits can be carried out on superpositions at a constant time complexity regardless of how many numbers are included in the superposition. This is due to the distributive property of multiplication, where the NOT operation on hyperspace vectors can also be carried out on arbitrary superposition of hyperspace vectors.

2. XOR and XNOR operations in the INBL system

A previous work by Khreishah, et al, [14] introduced bitwise XOR and XNOR operations based on manipulation of the reference wires, which builds on a concept introduced in [9,10]. However, manipulations of reference wires can destroy logic relation of other gates thus it must be used very cautiously [11]. The Khreishah XOR and XNOR gates had inputs of bit values of two separate noise-bits in a hyperspace vector and the output was obtained as the value of a third noise bit in the same string.

Below we introduce a new algorithm for binary INBL XOR and XNOR operations. It does not require manipulation or “grounding” of reference signals like in [3,9-11]. Additionally, the algorithm introduced below is not just bitwise XOR and XNOR operation, but can also be pairwise operations between hyperspace vectors, or between a hyperspace vector and arbitrary large superpositions. However, the strings must have the same noise bits; this is automatically satisfied with hyperspace vectors; and the operations must address each noise-bit pair in the two strings.

As a starting point, a bitwise INBL XOR operation is defined for individual noise-bits $G_i^j(t)$ and $G_i^k(t)$, where $j, k \in \{0, 1\}$. When $j \neq k$, the output of XOR operation must be

1, and when $j = k$, the output of XOR operation must be 0. The operational property of product of two noise-bits is as follows:

$$G_i^j(t)G_i^k(t) = \begin{cases} 1, & \text{if } j = k \\ \text{NOT}_i(t), & \text{if } j \neq k \end{cases} \quad (10)$$

Consequently, the output of $\text{XOR}_i(t)$ is achieved with simple multiplication of the above expression with the Low noise-bit value $G_i^0(t)$:

$$\text{XOR}_i(t)[G_i^j(t)G_i^k(t)] = G_i^j(t)G_i^k(t)G_i^0(t) = \begin{cases} G_i^0(t), & \text{if } j = k \\ \text{NOT}_i(t)G_i^0(t) = G_i^1(t), & \text{if } j \neq k \end{cases} \quad (11)$$

Conversely, when $j \neq k$, the output of XNOR operation must be 0, and when $j = k$, the output of XNOR operation must be 1. This is achieved through multiplication with the one-noise-bit $G_i^1(t)$ instead:

$$\text{XNOR}_i(t)[G_i^j(t)G_i^k(t)] = G_i^j(t)G_i^k(t)G_i^1(t) = \begin{cases} G_i^1(t), & \text{if } j = k \\ \text{NOT}_i(t)G_i^1(t) = G_i^0(t), & \text{if } j \neq k \end{cases} \quad (12)$$

Obviously, these logic gates work even if one of the inputs is in a superposition of bit values. Then the output will also be in a superposition.

It is important to note that the XOR and XNOR algorithms leverage the fact that when the reference noise-bits are equal ($j = k$), their product forms a constant vector of ones, known as the "vacuum state" which was introduced in the ternary INBL scheme [15]. In contrast, when the noise-bits differ ($j \neq k$), the product of the reference noises creates the inverter described in the previous section. This unique property has a significant implication for operations in the INBL system: when two noise-bit values are identical ($j = k$), these algorithms cannot distinguish between the cases ($j = k = 0$) and ($j = k = 1$) in accordance with the XOR and XNOR rules. This limitation poses a challenge for developing AND and OR operations using simple product-based methods.

These gates can be expanded for pairwise operations between two bit strings. Consider two bit strings A and B with the same length. If the strings are the longest possible ones, that is, they are hyperspace vectors of the M noise-bit system, then:

$$A(t) = G_1^j(t)G_2^k(t) \dots G_M^l(t) \quad \text{and} \quad B(t) = G_1^m(t)G_2^n(t) \dots G_M^p(t) \quad (13)$$

The hyperspace vector of bit string of zeros is defined as:

$$\text{Zeros}(t) = G_1^0(t)G_2^0(t) \dots G_M^0(t) \quad (14)$$

Using the commutative property, pairwise XOR operation between bit strings A and B can be defined as:

$$A(t)B(t)Zeros(t) = [G_1^j(t)G_1^m(t)G_1^0(t)] [G_2^k(t)G_2^n(t)G_2^0(t)] \dots \dots [G_M^l(t)G_M^p(t)G_M^0(t)] \quad (15)$$

The hyperspace vector of bit string of ones is defined as:

$$Ones(t) = G_1^1(t)G_2^1(t) \dots G_M^1(t) \quad (16)$$

The pairwise XNOR operation between A and B then becomes:

$$A(t)B(t)Ones(t) = [G_1^j(t)G_1^m(t)G_1^1(t)] [G_2^k(t)G_2^n(t)G_2^1(t)] \dots \dots [G_M^l(t)G_M^p(t)G_M^1(t)] \quad (17)$$

As a demonstration by computer simulations, we implemented the algorithms for XOR and XNOR operations using the INBL engine introduced in the previous section. Consider the example of two $M = 4$ bit long bit strings $A = 0011$ and $B = 0101$, with their respective INBL product signal $A(t)$ and $B(t)$.

The signals of $A \text{ XOR } B = 0110$ and $A \text{ XNOR } B = 1001$ are the expected output of the pairwise XOR and XNOR operations, respectively. The simulation results shown in Figures 7 and 8 confirming the expected outputs.

Much like the NOT operation described in the previous section, the XOR and XNOR operations described here can also be modified to target specific bits, while leaving the rest unchanged. For example, if we are targeting only the third bit of bit string $A(t) = G_1^j(t)G_2^k(t)G_3^l(t)G_4^m(t)$ of bit value l by XOR-ing it with a single bit version of the third noise-bit of value m , the $A(t) \text{ XOR}_3 G_3^p(t)$ operation is defined as:

$$A(t) \text{ XOR}_3 G_3^p(t) = G_1^j(t) G_2^k(t) [G_3^l(t)G_3^p(t)G_3^0(t)] G_4^m(t) \quad (18)$$

For XNOR:

$$A(t) \text{ XNOR}_3 G_3^p(t) = G_1^j(t) G_2^k(t) [G_3^l(t)G_3^p(t)G_3^1(t)] G_4^m(t) \quad (19)$$

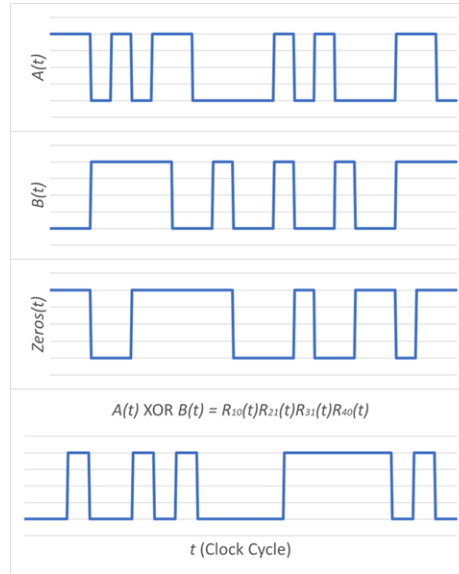


Figure 7. The INBL engine generates the first 20 clock cycles for the implementation of pairwise XOR operation, where $A = 0011$ and $B = 0101$, with their respective hyperspace vector representations $A(t)$ and $B(t)$. The output is confirmed to be the hyperspace vector representation of bit string $A \text{ XOR } B = 0110$.

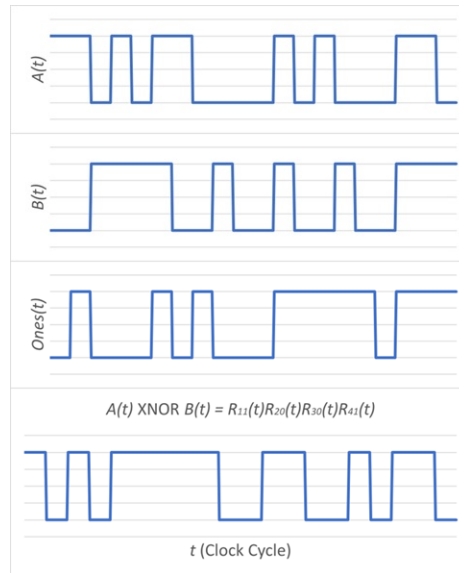


Figure 8. The INBL engine generates the first 20 clock cycles for the implementation of pairwise XNOR operation, where $A = 0011$ and $B = 0101$, with their respective hyperspace vector representations $A(t)$ and $B(t)$. The output is confirmed to be the hyperspace vector representation of bit string $A \text{ XNOR } B = 1001$.

The algorithms for the XOR and XNOR operations can be further expanded for superpositions, following a similar approach to the NOT operation explained in the previous section; see Figure 9 and 10.

NOT With a Hyperspace Vector			NOT With a Superposition	
Input	Output		Input	Output
Hyperspace Vector	Hyperspace Vector		Superposition	Superposition
$A(t)$	NOT(t) $A(t)$		$A(t)$	NOT(t) $A(t)$
			$B(t)$	NOT(t) $B(t)$
			$C(t)$	NOT(t) $C(t)$
			\vdots	\vdots
			\vdots	\vdots
Pairwise XOR With a Hyperspace Vector			Pairwise XOR With a Superposition	
Inputs	Output		Inputs	Output
Hyperspace vector	Hyperspace Vector		Hyperspace vector	Superposition
$X(t)$	$X(t)$ XOR $A(t)$		$X(t)$	$X(t)$ XOR $A(t)$
			Superposition	$X(t)$ XOR $B(t)$
Hyperspace vector			$A(t)$	$X(t)$ XOR $C(t)$
			$B(t)$	\vdots
$A(t)$			$C(t)$	\vdots
			\vdots	\vdots
Pairwise XNOR With a Hyperspace Vector			Pairwise XNOR With a Superposition	
Inputs	Output		Inputs	Output
Hyperspace vector	Hyperspace Vector		Hyperspace vector	Superposition
$X(t)$	$X(t)$ XNOR $A(t)$		$X(t)$	$X(t)$ XNOR $A(t)$
			Superposition	$X(t)$ XNOR $B(t)$
Hyperspace vector			$A(t)$	$X(t)$ XNOR $C(t)$
			$B(t)$	\vdots
$A(t)$			$C(t)$	\vdots
			\vdots	\vdots

Table 1. NOT operation is a unary operation on a superposition, while XOR and XNOR operations require two inputs, acting pairwise between bit string represented by hyperspace vector $X(t)$ and a superposition. In the hyperspace vectors at the two inputs, the corresponding noise-bits interact (not shown in the table). Even in the case of NOT, it is possible to use a hyperspace vector as a NOT operator acting on some of the noise bits or all.

The NOT, XOR, and XNOR operations apply to sets of bit strings (represented by superimposed hyperspace vectors). However, there is one notable difference in the nature of these operations; while the NOT operation targets and flips individual bits within a bit strings, the XOR and XNOR operations require two inputs, acting pairwise between bits in one bit string and bits of another bit string of the same length. Thus, in a NOT operation the superposition is the only input. The distributive property of multiplication guarantees that pairwise XOR and XNOR operations between hyperspace vectors can distribute over a

sum of hyperspace vectors, that is for superpositions in the Hilbert space.

Consider the hyperspace vectors $A(t)$, $B(t)$ and $C(t)$ discussed previously, which represent bit strings $A = 0011$, $B = 0101$ and $C = 0001$ respectively. In this example, XOR operation is implemented between hyperspace vector $A(t)$, and the superposition of $B(t)$, and $C(t)$:

$$A(t) \text{ XOR } [B(t) + C(t)] = A(t) \text{ XOR } B(t) + A(t) \text{ XOR } C(t) \quad (20)$$

Using the INBL engine, Figure 9 demonstrates the XOR operation on a superposition. Likewise, XNOR operation is implemented between hyperspace vector $A(t)$, and the superposition of $B(t)$, and $C(t)$:

$$A(t) \text{ XNOR } [B(t) + C(t)] = A(t) \text{ XNOR } B(t) + A(t) \text{ XNOR } C(t) \quad (21)$$

Figure 10 presents the simulation using the INBL engine for the XNOR operation on a superposition. The output of XOR and XNOR simulation are confirmed to be the summation hyperspace vectors representing the sets $\{0110, 0010\}$ and $\{1001, 1101\}$ respectively.

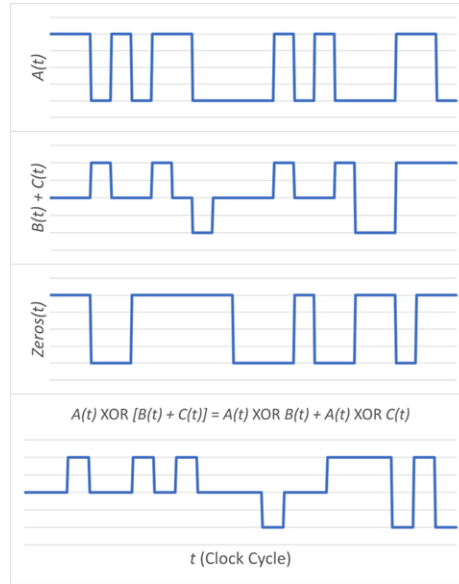


Figure 9. The INBL engine generates the first 20 clock cycles for the implementation of pairwise XOR operation on a superposition of strings. Where XOR operation is implemented between hyperspace vector $A(t)$ representing bit string $A = 0011$ and the superposition $A(t) + B(t)$ representing the set $\{B = 0101, C = 0001\}$. The output is confirmed to be the superposition representing the set of bit strings $\{A \text{ XOR } B = 0110, A \text{ XOR } C = 0010\}$. Note, the scale of amplitude axis of the superposition is suppressed.

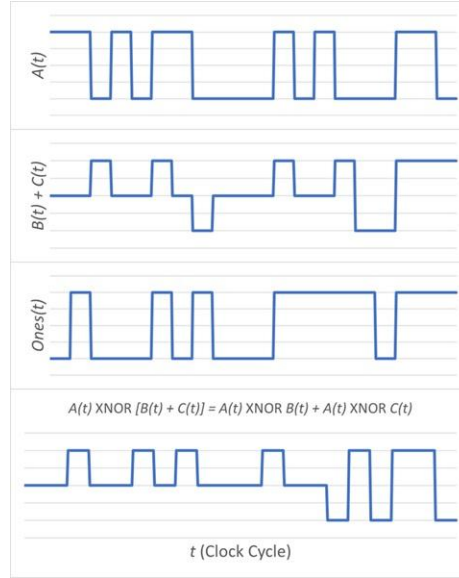


Figure 10. The INBL engine generates the first 20 clock cycles for the implementation of pairwise XNOR operation on a superposition of strings. Where XNOR operation is implemented between hyperspace vector $A(t)$ representing bit string $A = 0011$ and the superposition $A(t) + B(t)$ representing the set $\{B = 0101, C = 0001\}$. The output is confirmed to be the superposition representing the set of noise-bit strings $\{A \text{ XNOR } B = 1001, A \text{ XNOR } C = 1101\}$. Note, the scale of amplitude axis of the superposition is suppressed.

Conclusions

This work introduces and demonstrates new algorithms for implementing XOR and XNOR operations within the framework of binary INBL. Instead of relying on manipulation of the reference signals, the presented approach performs these logic operations directly on strings, hyperspace vectors or their superpositions. This advance expands INBL's computational toolkit beyond previously established NOT operations, enabling generalized pairwise and bit-targeted processing without modifications to underlying references. Particularly, the pairwise implementation of XOR and XNOR operations is a surprising development introduced in this paper.

We reviewed the NOT operation, extending some of the basic concepts for the development of algorithms for XOR and XNOR operations. Unlike the unary NOT operation, multi-input pairwise operations require additional considerations. Particularly, pairwise operations are only meaningful when both inputs are bit strings with the same length (including hyperspace vectors). It is also important to note that the operations presented in this paper can be executed consecutively to accomplish more complex data structure tasks. Future work will explore these applications further.

The proposed algorithms exploit the distributive property of multiplication, allowing operations to propagate across superpositions at constant time complexity, independent of the set size. Simulations using the INBL engine confirmed the XOR and XNOR operations

executed in parallel across sets of numbers (represented by superimpositions). Some limitations were also realized; multiplication-based algorithms cannot distinguish between the cases $j = k = 0$ and $j = k = 1$; see Equations 12 and 13. This limitation poses a challenge for developing AND and OR operations, which are another consideration for future research.

References

- [1] L.B. Kish, Noise-based logic: Binary, multi-valued, or fuzzy, with optional superposition of logic states, *Physics Letters A* **373** (2009) 911-918.
- [2] L.B. Kish, S. Khatri, S. Sethuraman, Noise-based logic hyperspace with the superposition of 2^N states in a single wire, *Physics Letters A* **373** (2009) 1928-1934.
- [3] L.B. Kish, "Quantum supremacy" revisited: Low-complexity, deterministic solutions of the original Deutsch-Jozsa problem in classical physical systems, *R. Soc. Open Sci.* **10**, 2023, 221327, <https://doi.org/10.1098/rsos.221327> ; arXiv:2210.07088
- [4] H. Wen, L.B. Kish, Noise based logic: why noise? A comparative study of the necessity of randomness out of orthogonality, *Fluct. Noise Lett.* **11** (2012) 1250021. <http://arxiv.org/abs/1204.2545>
- [5] L.B. Kish, S. Khatri, F. Peper, Instantaneous noise-based logic, *Fluct. Noise Lett.* **9** (2010) 323-330.
- [6] F. Peper, L.B. Kish, Instantaneous, non-squeezed, noise-based logic, *Fluct. Noise Lett.* **10** (2011) 231-237; open access: <https://doi.org/10.1142/S0219477511000521>
- [7] H. Wen, L.B. Kish, A. Klappenecker, F. Peper, New noise-based logic representations to avoid some problems with time complexity, *Fluct. Noise Lett.* **11** (2012) 1250003.
- [8] L.B. Kish, S. Khatri, S.M. Bezrukov, F. Peper, Z. Gingl, T. Horvath, Noise-based deterministic logic and computing: a brief survey, *International Journal of Unconventional Computing*. **7** (2011) 101-113; <https://doi.org/10.48550/arXiv.1007.5282>
- [9] L.B. Kish, W.C. Daugherty, Entanglement, and Unsorted Database Search in Noise-Based Logic, *Applied Sciences* **9** (2019) 3029; <https://www.mdpi.com/2076-3417/9/15/3029/htm>.
- [10] L.B. Kish, W.C. Daugherty, Noise-Based Logic Gates by Operations on the Reference System, *Fluct. Noise Lett.* **17** (2018) 1850033.
- [11] W. Daugherty, L.B. Kish, More on the Reference-Grounding-Based Search in Noise-Based Logic, *Fluct. Noise Lett.* **21** (2022) 2250023; DOI: 10.1142/S0219477522500237
- [12] B. Zhang, L.B. Kish, C. Granqvist, Drawing From Hats by Noise-Based Logic, *International Journal of Parallel, Emergent and Distribution Systems* **32** (2017) 244-251; <http://dx.doi.org/10.1080/17445760.2016.1140168> ; <http://arxiv.org/abs/1511.03552>
- [13] N. Kenarangui, W.C. Daugherty, A. Powalka, L.B. Kish, "Quantum supremacy" challenged. Instantaneous noise-based logic with benchmark demonstrations, *Fluct. Noise Lett.* **24** (2025) 2540010; DOI: 10.1142/S0219477525400103.
- [14] M.B. Khreishah, W.C. Daugherty, L.B. Kish, XOR and XNOR Gates in Instantaneous Noise-Based Logic, *Fluct. Noise Lett.* **22** (2023) 2350041.
- [15] L.B. Kish, Ternary noise-based logic, *Fluct. Noise Lett.* **23** (2024) 2450020 (8 pages); arXiv:2305.00984
- [16] L.B. Kish, S. Khatri, T. Horvath, Computation using Noise-based Logic: Efficient String Verification over a Slow Communication Channel, *European Journal of Physics B* **79** (2011) 85-90, arXiv:1005.1560