

# Generalizing Lattice Structures to Hypergraphs: Spectra of Clique and Hyperedge-based Laplacians

Eleonora Andreotti

Fondazione Bruno Kessler (FBK), Povo (TN), Italy  
eandreotti@fbk.eu

## Abstract

Lattice structures play a central role in spectral graph theory, offering analytical insight into diffusion, synchronization, and transport processes on regular discrete spaces. While their spectral properties are completely characterized in the classical graph setting, an extension to hypergraphs, where interactions involve more than two nodes, remains largely unexplored in the matrix-based formulation. In this work, we generalize the notion of a lattice to the hypergraph framework and study its Laplacian spectra under two alternative definitions: the *clique Laplacian*, obtained through pairwise projection, and the *hyperedge-based Laplacian*, defined via normalized hyperedge incidences. For both definitions, we derive the corresponding Laplacian matrices, analyze their eigenvalue spectra, and discuss how they reflect the underlying topological and dynamical structure of the hyperlattice. Our main result is a theorem giving a full spectral characterization in the periodic case, together with a Toeplitz-type open analogue whose spectrum retains a separable trigonometric structure. The obtained eigenvalues are expressed explicitly in terms of the hyperedge size, the number of directional families, and the lattice side length, thereby capturing how the geometry of higher-order interactions shapes the spectral structure.

**Keywords:** Hypergraphs; Laplacian spectrum; Clique expansion; Regular lattices; Spectral graph theory; Ising model

MSC (2020): 05C50, 05C65, 15B05, 82B20.

## 1 Introduction

Hypergraphs generalize classical graphs by allowing hyperedges that connect an arbitrary number of vertices. Formally, a hypergraph  $\mathcal{H} = (V, \mathcal{E})$  consists of a finite vertex set  $V$  and a family of non-empty subsets  $\mathcal{E} \subseteq 2^V$ , called hyperedges. When  $|e| = 2$  for all  $e \in \mathcal{E}$ , one recovers the usual notion of a graph.

Several mathematical formulations have been proposed to extend spectral graph theory to this setting. A first approach represents hypergraphs through higher-order adjacency tensors, leading to spectral definitions based on homogeneous polynomial eigenvalue equations (see, e.g., Cooper and Dutle [5], Pearson and Zhang [11], and Shao [13]).

In the matrix setting, one seeks to project the higher-order structure of  $\mathcal{H}$  onto a weighted graph that preserves, as much as possible, the combinatorial or dynamical properties of the original hypergraph. However, this projection is not unique: different reduction schemes lead to distinct adjacency and Laplacian operators, each emphasizing a particular aspect of the underlying structure.

When defining a diffusion or random-walk process on a hypergraph, for instance, it becomes necessary to specify how two nodes exchange the diffusing quantity through the hyperedges they share. Unlike in simple graphs, the number of neighbors of a node does not coincide with the number of hyperedges it belongs to, and this leads to two natural interpretations of the Laplacian [9]: one based on pairwise adjacency and the other on hyperedge incidence. The first

interpretation follows the idea of preserving pairwise connectivity, treating each hyperedge as a complete clique among its nodes. This viewpoint underlies the approach proposed by Carletti *et al.* [3], where diffusion and random-walk dynamics are defined through such pairwise projections. In this framework, the Laplacian is constructed as in the classical graph case, with node degrees corresponding to the number of projected cliques incident to each node. Nevertheless, by treating every hyperedge as a clique, the intrinsic higher-order structure of the hypergraph is lost, and the node degree becomes a measure of pairwise adjacency rather than hyperedge membership. A conceptually different approach, aimed at maintaining the genuine higher-order structure of the hypergraph, was introduced by Banerjee [2]. Here, the focus shifts from pairwise relations to hyperedge-based interactions: the degree on the diagonal is defined as the number of hyperedges incident to each node, while the off-diagonal entries depend on the shared hyperedges between two nodes, weighted by the inverse of the hyperedge cardinality minus one,

$$A_{uv} = \sum_{e \ni u,v} \frac{1}{|e| - 1}, \quad L = D - A.$$

The two definitions above provide complementary matrix formulations of the hypergraph Laplacian. Both preserve the key spectral properties of the graph Laplacian, such as positive semidefiniteness and the correspondence between the multiplicity of the zero eigenvalue and the number of connected components, while capturing different aspects of higher-order connectivity. The clique-based operator emphasizes pairwise adjacency among nodes, whereas the hyperedge-based operator encodes interactions mediated through shared hyperedge membership. A discussion of how the clique-expanded and hyperedge-based Laplacians arise as specific instances of broader classes of operators associated with random walks on hypergraphs, together with conditions under which the resulting dynamics coincide, is provided by Mulas *et al.* [9].

Since in hypergraphs the definition of adjacency and Laplacian operators requires modelling choices that do not arise in ordinary graphs, even highly symmetric hypergraphs may exhibit structural and dynamical behaviours that vary depending on the chosen formulation.

Lattice graphs are the paradigmatic example of a regular, translation-invariant interaction structure. The mathematical and physical importance of lattices rests on two features that are tightly coupled in the graph setting: regularity of the degree and locality of interactions. Each node in the classical  $\mathbb{Z}^m$  lattice is adjacent to its  $2m$  nearest neighbours, and this homogeneous, pairwise structure underpins both its spectral tractability and its role as a reference model for more general systems. Their symmetry makes them analytically tractable: Laplacian spectra admit closed-form expressions via discrete Fourier analysis [4, 7, 8], and many classical results in spectral graph theory and statistical physics are derived precisely in this setting. In particular, lattice models underpin the study of diffusion, synchronization, and interacting-particle systems such as the Ising and Potts models [6, 10, 14], providing a clean reference case against which more general behaviours can be compared.

This naturally raises the problem of constructing a hypergraph analogue of the classical lattice, one that preserves translational symmetry while allowing for multiway interactions. Developing such a structure would provide a higher-order counterpart to the role played by  $\mathbb{Z}^m$  in graph theory, offering a tractable model for studying diffusion and dynamics in systems where interactions involve more than two nodes.

Despite their central role in the spectral analysis of graphs, lattice structures have not yet been systematically generalized to the hypergraph setting. The notion of regularity, which in graphs is defined by the node degree, and that of locality, associated with pairwise adjacency, become non-trivial when interactions involve more than two nodes. In a hypergraph, each node may participate in multiple hyperedges of different cardinalities, and the number of neighboring nodes no longer coincides with the number of incident hyperedges. As a consequence, extending the concept of a lattice to hypergraphs requires specifying how hyperedges are distributed and how

they overlap in a way that preserves translational symmetry along each coordinate direction.

This naturally arises the construction of a hypergraph analogue of the classical lattice. In the present work, we introduce such a family of hyperlattices on the discrete torus, define their clique-based and hyperedge-based Laplacians, and derive explicit spectral expressions for both periodic and open-boundary realizations. In doing so, we obtain a higher-order counterpart of classical lattice models whose Laplacian spectra remain fully tractable under either boundary condition.

**Outline of the paper.** Section 2 recalls the definitions of adjacency, degree, and Laplacian operators for hypergraphs, emphasizing the distinction between the clique-based and hyperedge-based formulations, together with their normalized counterparts.

Section 3 revisits classical lattice graphs and the  $\ell$ -lattice hypergraph introduced by Andreotti and Mulas [1], highlighting how row/column hyperedges induce natural matrix formulations.

Section 4 derives the spectra of the clique and hyperedge-based Laplacians for the  $\ell$ -lattice hypergraph. This provides a first concrete comparison between the two operators on a regular higher-order structure with uniform hyperedge cardinality.

Section 5 introduces a broader class of hyperlattices obtained by combining  $m$  directional families of hyperedges on the discrete torus  $\mathbb{Z}_\ell^m$ , one for each coordinate axis. This construction generalizes the  $\ell$ -lattice in  $\mathbb{Z}_\ell^2$  considered in Section 3, and it admits a closed-form spectral characterization under both Laplacian definitions.

Section 6 further extends the construction to hyperlattices on  $\mathbb{Z}_\ell^m$  with hyperedges of arbitrary cardinality  $r$ , decoupling the interaction range from the lattice size. For these models, we derive explicit formulas for the spectra of the clique-based and hyperedge-based Laplacians. We also compare periodic and open-boundary realizations, and introduce a Toeplitz-type open hyperlattice whose spectrum admits a separable, fully explicit representation. This section contains our main spectral results, expressing the eigenvalues in terms of the lattice side length, the dimension, and the hyperedge size.

Finally, Section 7 collects the main implications of our results, connects them with higher-order Ising models on hypergraphs, and outlines directions for future research.

## 2 Laplacian operators on hypergraphs

In this section we recall the Laplacian formulations that will be employed throughout the paper. Let  $\mathcal{H} = (V, H)$  be a finite, undirected hypergraph with node set  $V = \{1, \dots, n\}$  and hyperedge family  $H = \{e_1, \dots, e_m\}$ , where each  $e_j \subseteq V$ . We denote by  $|e_j|$  the cardinality of the  $j$ -th hyperedge.

### 2.1 Adjacency and degree matrices

For any pair of nodes  $u, v \in V$ , we define the *pairwise weight*

$$A_{uv} = \begin{cases} 0, & u = v, \\ \sum_{e \in H: u, v \in e} w_e \omega_{uv}(e), & u \neq v, \end{cases}$$

where  $w_e > 0$  is the weight assigned to the hyperedge  $e$  and  $\omega_{uv}(e)$  specifies how the contribution of  $e$  is distributed among its node pairs. The degree of node  $u$  is then  $d_u = \sum_v A_{uv}$ , and the degree matrix is  $D = \text{diag}(d_1, \dots, d_n)$ .

Different definitions of  $\omega_{uv}(e)$  lead to distinct Laplacian operators, each capturing a different notion of adjacency within the hypergraph.

## 2.2 Clique Laplacian

The *clique Laplacian* is obtained by projecting each hyperedge onto a complete clique among its nodes, assigning unit weight to every pair:

$$\omega_{uv}^{(\text{cl})}(e) = 1 \quad \forall u, v \in e, u \neq v.$$

The corresponding adjacency and Laplacian matrices are

$$A_{\text{cl}}(u, v) = \sum_{e \ni u, v} w_e, \quad L_{\text{cl}} = D_{\text{cl}} - A_{\text{cl}}.$$

The degree of node  $u$  in this projection, denoted  $d_u^{(\text{cl})}$ , is

$$d_u^{(\text{cl})} = \sum_{v \neq u} A_{\text{cl}}(u, v) = \sum_{e \ni u} w_e (|e| - 1).$$

Hence, in the clique-based formulation each hyperedge  $e$  contributes  $(|e| - 1)$  to the degree of every node it contains. The degree matrix is

$$D_{\text{cl}} = \text{diag}(d_1^{(\text{cl})}, \dots, d_n^{(\text{cl})}).$$

When all hyperedges have equal weight  $w_e = 1$ , the degree of node  $u$  equals the number of other nodes that share at least one hyperedge with  $u$ . This corresponds to the “clique expansion” introduced by Carletti *et al.* [3].

## 2.3 Hyperedge-based Laplacian

Alternatively, one may preserve the hyperedge structure explicitly by distributing the contribution of each hyperedge uniformly among its pairs. Following Banerjee [2], we define

$$\omega_{uv}^{(\text{h})}(e) = \frac{1}{|e| - 1},$$

so that the total contribution of each hyperedge  $e$  to the degree of any node it contains equals  $w_e$ . The resulting adjacency and Laplacian matrices are

$$A_{\text{h}}(u, v) = \sum_{e \ni u, v} \frac{w_e}{|e| - 1}, \quad L_{\text{h}} = D_{\text{h}} - A_{\text{h}}.$$

The associated node degree, denoted  $d_u^{(\text{h})}$ , is

$$d_u^{(\text{h})} = \sum_{v \neq u} A_{\text{h}}(u, v) = \sum_{e \ni u} w_e.$$

Thus, in the hyperedge-based Laplacian each hyperedge contributes one unit to the degree of every node it contains, independently of its size. The degree matrix is

$$D_{\text{h}} = \text{diag}(d_1^{(\text{h})}, \dots, d_n^{(\text{h})}).$$

This definition preserves the key spectral properties of graph Laplacians: it is symmetric, positive semidefinite, and the multiplicity of the zero eigenvalue equals the number of connected components of  $\mathcal{H}$ .

## 2.4 Normalized Laplacians

For both definitions, one can introduce normalized versions analogous to those used in spectral graph theory. Let  $L$  denote either  $L_{\text{cl}}$  or  $L_{\text{h}}$ , and let  $D$  be the corresponding degree matrix. We define:

$$\begin{aligned} L_{\text{rw}} &= D^{-1}L = I - D^{-1}A, & (\text{random-walk Laplacian}), \\ L_{\text{sym}} &= D^{-1/2}LD^{-1/2} = I - D^{-1/2}AD^{-1/2}, & (\text{symmetric normalized Laplacian}). \end{aligned}$$

Both operators are positive semidefinite and share the same spectrum up to similarity. The random-walk version naturally describes discrete diffusion processes and stationary probabilities, whereas the symmetric form is more convenient for spectral analysis.

**Remark 1.** *In regular hypergraphs where all nodes have equal degree  $d$ , the normalized Laplacians simplify to*

$$L_{\text{rw}} = \frac{1}{d}L, \quad L_{\text{sym}} = \frac{1}{d}L,$$

*and hence coincide (up to scaling) with the combinatorial Laplacian.*

**Proposition 1** (Fundamental spectral properties). *Let  $\mathcal{H} = (V, H)$  be a connected, undirected, weighted hypergraph, and let  $L$  denote either the clique Laplacian  $L_{\text{cl}}$  or the hedge Laplacian  $L_{\text{h}}$ , as defined above. Then:*

1.  *$L$  is symmetric and positive semidefinite.*
2. *The smallest eigenvalue of  $L$  is  $\lambda_0 = 0$ , with associated eigenvector  $\mathbf{1} = (1, \dots, 1)^\top$ .*
3. *The multiplicity of the zero eigenvalue equals the number of connected components of  $\mathcal{H}$ .*
4. *All eigenvalues of the normalized Laplacians  $L_{\text{rw}} = I - D^{-1}A$  and  $L_{\text{sym}} = I - D^{-1/2}AD^{-1/2}$  are real and lie in the interval  $[0, 2]$ .*
5. *If  $\mathcal{H}$  is  $d$ -regular (i.e.,  $d_u = d$  for all  $u \in V$ ), then the spectra of  $L$ ,  $L_{\text{rw}}$  and  $L_{\text{sym}}$  are identical up to the scaling factor  $1/d$ .*

*Sketch of the proof.* Symmetry and positive semidefiniteness follow from the quadratic form

$$x^\top Lx = \frac{1}{2} \sum_{u,v} A_{uv}(x_u - x_v)^2 \geq 0,$$

which holds for both Laplacian definitions since  $A_{uv} \geq 0$  and  $A_{uv} = A_{vu}$ . The constant vector  $\mathbf{1}$  is always in the kernel of  $L$  because each row of  $L$  sums to zero. Connectivity arguments identical to those for graph Laplacians ensure that the multiplicity of the zero eigenvalue equals the number of connected components. For the normalized operators,  $L_{\text{sym}}$  is similar to  $L_{\text{rw}}$  via the transformation  $L_{\text{sym}} = D^{1/2}L_{\text{rw}}D^{-1/2}$ , which implies that they share the same spectrum, and all eigenvalues lie in  $[0, 2]$  as shown in Banerjee [2]. Finally, in the regular case  $D = dI$ , so  $L_{\text{rw}} = L_{\text{sym}} = L/d$ .  $\square$

## 3 The lattice in graph and hypergraph theory

The lattice is among the most fundamental and extensively studied graph structures. Its regularity, symmetry, and spatial embedding make it a canonical model for diffusion, vibration, and transport phenomena on networks. In the classical graph setting, the  $l \times l$  lattice (or grid graph) is defined as the Cartesian product of two path graphs  $P_l \square P_l$ , where each node is connected to its nearest

horizontal and vertical neighbors. The corresponding Laplacian spectrum is known in closed form and can be expressed as

$$\lambda_{k,h} = 2 \left( 2 - \cos \frac{\pi k}{l+1} - \cos \frac{\pi h}{l+1} \right), \quad k, h = 1, \dots, l,$$

for the open lattice (with free boundaries), and

$$\lambda_{k,h} = 4 - 2 \cos \frac{2\pi k}{l} - 2 \cos \frac{2\pi h}{l}, \quad k, h = 0, \dots, l-1,$$

for the periodic (toroidal) lattice. These eigenvalues describe, respectively, the discrete normal modes of a vibrating membrane or the steady states of a diffusion process on a regular grid. From a physical perspective, the lattice Laplacian captures how local interactions between neighboring sites give rise to collective behavior such as spatial synchronization, energy dispersion, or diffusive relaxation.

While the graph lattice has been thoroughly characterized, its generalization to hypergraphs is less well understood. In [1], Andreotti and Mulas introduced the concept of an  $l$ -lattice hypergraph and analytically studied its spectrum. In particular, they considered the *signless normalized Laplacian* operator, and derived its eigenvalues in closed form (Proposition 5.11 in [1]). Given  $l \in \mathbb{N}$ ,  $l \geq 2$ , they define the  $l$ -lattice as the hypergraph  $\mathcal{H} = (V, H)$  on  $l^2$  nodes and  $2l$  hyperedges that can be represented as an  $l \times l$  grid, where each hyperedge corresponds to a full row or a full column of nodes. In this construction, every node belongs to exactly two hyperedges: one horizontal and one vertical.

However, just as the notion of the Laplacian on hypergraphs admits multiple generalizations, depending on whether node degrees are defined through pairwise adjacencies or hyperedge incidences, the lattice structure itself can be extended according to different modeling choices. One may define adjacency based on node co-membership within the same hyperedge (clique expansion), or instead based on shared hyperedges with appropriate normalization. These alternative formulations yield distinct Laplacian operators, each preserving specific structural or dynamical properties of the hyperlattice.

## 4 Spectrum of the hypergraph $l$ -lattice

We now consider the  $l$ -lattice hypergraph introduced in Andreotti and Mulas [1]. Recall that it is the hypergraph  $\mathcal{H} = (V, H)$  on  $l^2$  nodes arranged in an  $l \times l$  grid, with exactly  $2l$  hyperedges: the  $l$  rows and the  $l$  columns of the grid. Every node belongs to exactly two hyperedges, one horizontal and one vertical, and all hyperedges have the same cardinality  $l$  (see Fig. 1 for  $l = 5$ ).

In this setting, two natural Laplacian operators arise.

### 4.1 Clique Laplacian

The first operator is obtained by clique expansion: each hyperedge is replaced by a complete graph on its  $l$  nodes, with unit weight on every pair. Enumerating the nodes as  $(r, c)$  with  $r, c = 0, \dots, l-1$ , this produces exactly the graph on the  $l \times l$  grid in which two nodes are adjacent if and only if they lie in the same row or in the same column. In matrix form, the adjacency can be written as

$$A_{\text{cl}} = (J_l - I_l) \otimes I_l + I_l \otimes (J_l - I_l),$$

where  $J_l$  is the  $l \times l$  all-ones matrix and  $I_l$  the identity. Since each node is adjacent to  $(l-1)$  nodes in its row and to  $(l-1)$  nodes in its column, the degree is constant and equal to  $2(l-1)$ . Therefore the clique Laplacian is

$$L_{\text{cl}} = 2(l-1)I_{l^2} - A_{\text{cl}}.$$

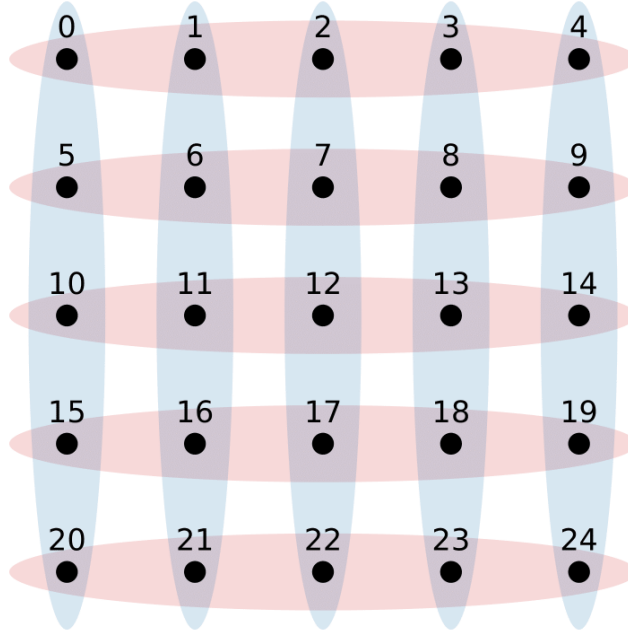


Figure 1: The 5-lattice hypergraph  $\mathcal{H} = (V, H)$ . nodes are arranged on a  $5 \times 5$  grid. Each horizontal (red) and vertical (blue) region represents a hyperedge containing all nodes in a row or column, respectively. Every node belongs to exactly two hyperedges: one horizontal and one vertical.

**Proposition 2** (Spectrum of the clique Laplacian on the  $l$ -lattice). *The eigenvalues of  $L_{\text{cl}}$  are*  
 $\lambda_0 = 0$  (multiplicity 1),  $\lambda_1 = l$  (multiplicity  $2(l-1)$ ),  $\lambda_2 = 2l$  (multiplicity  $(l-1)^2$ ).

*Sketch of the proof.* The matrix  $J_l - I_l$  has eigenvalues  $l-1$  (with multiplicity 1) and  $-1$  (with multiplicity  $l-1$ ). Hence, by standard properties of Kronecker sums, the adjacency matrix  $A_{\text{cl}} = (J_l - I_l) \otimes I_l + I_l \otimes (J_l - I_l)$  has eigenvalues given by all possible sums

$$(l-1) + (l-1) = 2(l-1) \quad (1 \text{ time}),$$

$$(l-1) + (-1) = l-2 \quad (l-1 \text{ times}),$$

$$(-1) + (l-1) = l-2 \quad (l-1 \text{ times}),$$

$$(-1) + (-1) = -2 \quad ((l-1)^2 \text{ times}).$$

Since  $L_{\text{cl}} = 2(l-1)I - A_{\text{cl}}$ , the eigenvalues of  $L_{\text{cl}}$  are obtained by subtracting the above values from  $2(l-1)$ , which yields the statement.  $\square$

## 4.2 Hyperedge-based Laplacian

A second, hyperedge-based operator can be defined as follows. Given a hyperedge  $e$  of cardinality  $l$  and unit weight, every pair of nodes in  $e$  receives weight  $1/(l-1)$ , so that the total contribution of  $e$  to the degree of each of its nodes is 1. Since in the  $l$ -lattice each node belongs to exactly two hyperedges, the degree is identically 2. Accordingly, the hedge Laplacian is

$$L_{\text{h}} = 2I_{l^2} - \frac{1}{l-1}A_{\text{cl}}.$$

**Proposition 3** (Spectrum of the hyperedge-based Laplacian on the  $l$ -lattice). *The eigenvalues of  $L_h$  are*

$$\mu_0 = 0 \quad (\text{multiplicity } 1), \quad \mu_1 = \frac{l}{l-1} \quad (\text{multiplicity } 2(l-1)), \quad \mu_2 = \frac{2l}{l-1} \quad (\text{multiplicity } (l-1)^2).$$

*Sketch of the proof.* Let  $\alpha$  be an eigenvalue of  $A_{cl}$ . Then  $\lambda = 2 - \frac{1}{l-1}\alpha$  is an eigenvalue of  $L_h = 2I - \frac{1}{l-1}A_{cl}$  with the same multiplicity. Substituting the three values  $\alpha \in \{2(l-1), l-2, -2\}$  with their respective multiplicities yields the formula.  $\square$

**Remark 2** (Comparison with the classical lattice graph). *Notice that the clique Laplacian on the  $l$ -lattice hypergraph behaves spectrally like a “rank-two” perturbation of the classical 2D lattice graph. In the graph case (grid with only 4-neighbourhood and no hyperedges), the Laplacian eigenvalues form a two-parameter family of trigonometric terms, depending on the horizontal and vertical frequencies. In the hypergraph case considered here, however, each row and each column induces a complete interaction among its nodes, which collapses the whole spectrum into only three distinct eigenvalues,*

$$\sigma(L_{cl}) = \{0, l, 2l\},$$

*with multiplicities 1,  $2(l-1)$ , and  $(l-1)^2$ , respectively. This shows that the hyperedge-induced coupling is much stronger than simple nearest-neighbour coupling, and it rigidifies the system to a finite set of collective modes.*

**Remark 3** (Effect of hyperedge normalization). *The hyperedge Laplacian  $L_h$  differs from the clique Laplacian only by a uniform rescaling of the pairwise weights inside each hyperedge. Yet this rescaling is not innocuous: it changes the degree from  $2(l-1)$  to the constant value 2, and correspondingly shifts the two nonzero eigenvalues from  $\{l, 2l\}$  to*

$$\left\{ \frac{l}{l-1}, \frac{2l}{l-1} \right\}.$$

*In other words, the hyperedge Laplacian preserves the combinatorial information “how many hyperedges contain a node” rather than “how many nodes are pairwise adjacent to it”. This illustrates, on a minimal hypergraph where all hyperedges have the same size, that the two most common Laplacian constructions for hypergraphs encode genuinely different diffusion scales.*

## 5 Hyperlattices with multi-directional families

As discussed in the previous section, the  $l$ -lattice hypergraph introduced by Andreotti and Mulas [1] preserves the visual grid structure of the classical two-dimensional lattice: the nodes are arranged in an  $l \times l$  array, and the hyperedges correspond exactly to the  $l$  rows and the  $l$  columns of the grid. Consequently, each node is contained in precisely two hyperedges, one horizontal and one vertical, so that the *hyperedge-based degree* is

$$d^{(h)}(v) = 2, \quad \text{for all } v \in V,$$

and, since each hyperedge has cardinality  $l$ , the corresponding *clique-degree* is

$$d^{(cl)}(v) = 2(l-1).$$

We now reinterpret this construction in terms of *directional families of hyperedges*, which will provide a convenient framework for subsequent generalizations.

**Definition 1** (Directional family in  $\mathbb{Z}_l^2$ ). *Let  $V = \mathbb{Z}_l \times \mathbb{Z}_l$  be the discrete two-dimensional torus. A directional family of hyperedges is a collection  $\mathcal{F} = \{e_1, \dots, e_l\}$  such that:*



1. all hyperedges in  $\mathcal{F}$  are parallel and disjoint, and their union covers  $V$ ;
2. each node belongs to exactly one hyperedge in the family.

Each family thus represents a set of parallel “lines” on the torus, and defines one independent direction of interaction.

**Definition 2** ( $\ell$ -hyperlattice in  $\mathbb{Z}_\ell^2$ ). Let  $V = \mathbb{Z}_\ell \times \mathbb{Z}_\ell$  be the discrete two-dimensional torus. An  $\ell$ -hyperlattice on  $V$  is defined as the hypergraph  $\mathcal{H} = (V, \mathcal{E})$  obtained as the union of two directional families of parallel hyperedges:

$$\mathcal{E} = \mathcal{F}_{\text{row}} \cup \mathcal{F}_{\text{col}}, \quad \mathcal{F}_{\text{row}} = \{H_{\text{row}}(r)\}_{r=0}^{\ell-1}, \quad \mathcal{F}_{\text{col}} = \{H_{\text{col}}(c)\}_{c=0}^{\ell-1},$$

where

$$H_{\text{row}}(r) = \{(r, c) : c \in \mathbb{Z}_\ell\}, \quad H_{\text{col}}(c) = \{(r, c) : r \in \mathbb{Z}_\ell\}.$$

Each node belongs to exactly one hyperedge from each directional family, hence to two hyperedges in total. Consequently, the hyperedge-based and clique-based degrees are constant and equal to

$$d^{(h)}(v) = 2, \quad d^{(\text{cl})}(v) = 2(\ell - 1), \quad \forall v \in V.$$

### 5.1 $\ell$ -hyperlattices in $\mathbb{Z}_\ell^m$

We now extend the construction of the  $\ell$ -hyperlattice in  $\mathbb{Z}_\ell^2$  to higher dimensions, following the same geometric rationale as for the classical  $m$ -dimensional lattice graph in  $\mathbb{Z}^m$ .

**Definition 3** (Directional family in  $\mathbb{Z}_\ell^m$ ). Let  $V = \mathbb{Z}_\ell^m$  be the  $m$ -dimensional discrete torus. A directional family of hyperedges is a collection

$$\mathcal{F} = \{e_{x_i} : x_i \in \mathbb{Z}_\ell^{m-1}\},$$

indexed by the  $(m-1)$ -tuples  $x_i = (x_1, \dots, x_{i-1}, x_{i+1}, \dots, x_m)$ , such that

1. each hyperedge is the coordinate line

$$e_{x_i} = \{(x_1, \dots, x_{i-1}, t, x_{i+1}, \dots, x_m) : t \in \mathbb{Z}_\ell\};$$

2. hyperedges in  $\mathcal{F}$  are pairwise disjoint and their union equals  $V$ ;
3. each vertex belongs to exactly one hyperedge of the family.

A directional family thus represents all coordinate lines parallel to axis  $i$  in the torus  $\mathbb{Z}_\ell^m$ .

**Definition 4** ( $\ell$ -hyperlattice in  $\mathbb{Z}_\ell^m$ ). Let  $\ell \geq 2$  and  $m \geq 1$ . The  $\ell$ -hyperlattice in the discrete  $m$ -dimensional torus

$$V = \mathbb{Z}_\ell^m = \{(x_1, \dots, x_m) : x_i \in \{0, \dots, \ell - 1\}\}$$

is the hypergraph  $\mathcal{H}_\ell = (V, \mathcal{E})$  obtained as follows.

For each coordinate direction  $i \in \{1, \dots, m\}$ , consider the directional family  $\mathcal{F}_i$  consisting of all coordinate lines parallel to axis  $i$ :

$$\mathcal{F}_i = \{L_i(x_i) = \{(x_1, \dots, x_{i-1}, t, x_{i+1}, \dots, x_m) : t \in \mathbb{Z}_\ell\} : x_i \in \mathbb{Z}_\ell^{m-1}\}.$$

Each hyperedge  $L_i(x_i)$  contains exactly  $\ell$  vertices and the hyperedges in  $\mathcal{F}_i$  are pairwise disjoint, covering  $V$ .

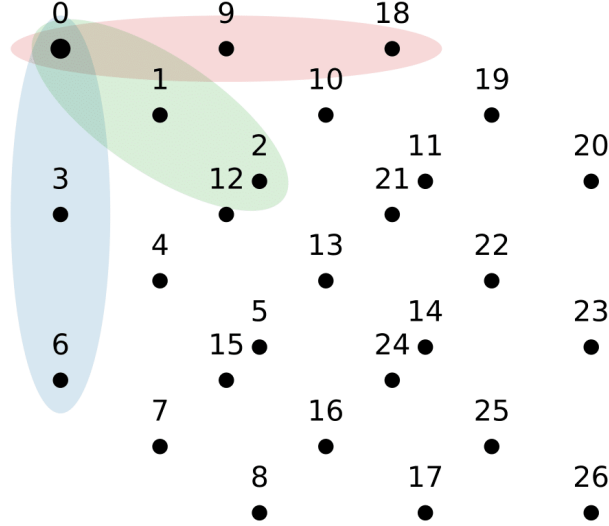


Figure 2:  $\ell$ -hyperlattice in  $\mathbb{Z}_\ell^3$  with  $\ell = 3$ . The three hyperedges adjacent to vertex 0 are shown. Each hyperedge contains  $\ell = 3$  nodes aligned along one coordinate axis and is emphasized by a colored elliptical region.

The hyperedge set of the  $\ell$ -hyperlattice is

$$\mathcal{E} = \bigcup_{i=1}^m \mathcal{F}_i.$$

Every vertex belongs to exactly one hyperedge in each family  $\mathcal{F}_i$ , hence to  $m$  hyperedges in total. Therefore the degrees are constant:

$$d^{(h)}(v) = m, \quad d^{(\text{cl})}(v) = m(\ell - 1), \quad \forall v \in V.$$

**Remark 4.** The  $\ell$ -hyperlattice in  $\mathbb{Z}_\ell^m$  is the natural  $m$ -dimensional extension of the  $\ell$ -hyperlattice in  $\mathbb{Z}_\ell^2$ . Each coordinate axis of the discrete torus contributes one independent directional family, consisting of all coordinate lines parallel to that axis. In this way, every vertex belongs to exactly one hyperedge in each direction, and the resulting structure forms the Cartesian product of  $m$  cyclic  $\ell$ -cycles. Thus the  $\ell$ -hyperlattice preserves the incidence pattern of the classical Cartesian lattice on  $\mathbb{Z}^m$ , while replacing pairwise edges with higher-order (multiway) interactions along coordinate lines.

**Remark 5.** In the classical  $m$ -dimensional Cartesian graph on  $\mathbb{Z}_\ell^m$ , each vertex has degree  $2m$ , since it is connected to two neighbors along each coordinate axis. In the  $\ell$ -hyperlattice, each axis contributes instead a single coordinate line through the vertex, so the hyperedge-based degree is  $d^{(h)} = m$ .

The structure of the  $\ell$ -hyperlattice in three dimensions is illustrated in Figure 2, where the three hyperedges incident to a node are highlighted.

**Laplacian operators.** For the  $\ell$ -hyperlattice in  $\mathbb{Z}_\ell^m$ , the clique and hyperedge-based Laplacians take the form

$$L_{\text{cl}} = m(\ell - 1)I - A_{\text{cl}}, \quad L_h = mI - \frac{1}{\ell - 1}A_{\text{cl}},$$

where  $A_{\text{cl}}$  denotes the adjacency matrix obtained by clique expansion of each hyperedge.

We now derive the Laplacian spectra of the  $\ell$ -hyperlattice in  $\mathbb{Z}_\ell^m$ .

**Proposition 4** (Spectrum of the  $\ell$ -hyperlattice in  $\mathbb{Z}_\ell^m$ ). *Let  $\mathcal{H}_\ell = (V, E)$  be the  $\ell$ -hyperlattice on  $V = \mathbb{Z}_\ell^m$  and let  $L_{\text{cl}}$  denote its clique Laplacian. Then  $L_{\text{cl}}$  has exactly  $m + 1$  distinct eigenvalues*

$$\lambda_j = j\ell, \quad j = 0, 1, \dots, m,$$

*with multiplicities*

$$\text{mult}(\lambda_j) = \binom{m}{j} (\ell - 1)^j.$$

*Equivalently,*

$$\sigma(L_{\text{cl}}) = \bigcup_{j=0}^m \left\{ (j\ell)^{\binom{m}{j}(\ell-1)^j} \right\}.$$

*Moreover, the hyperedge-based Laplacian*

$$L_h = mI - \frac{1}{\ell - 1} A_{\text{cl}} = \frac{1}{\ell - 1} L_{\text{cl}}$$

*has the same eigenvectors and eigenvalues*

$$\mu_j = \frac{j\ell}{\ell - 1}, \quad j = 0, 1, \dots, m,$$

*with the same multiplicities  $\binom{m}{j}(\ell - 1)^j$ .*

*Proof.* We work in the complex Hilbert space  $\mathbb{C}^V$  with the standard inner product and use the discrete Fourier basis on the torus  $V = \mathbb{Z}_\ell^m$ . For each frequency vector  $k = (k_1, \dots, k_m) \in \mathbb{Z}_\ell^m$ , define

$$\phi_k(x) = \exp\left(\frac{2\pi i}{\ell} \langle k, x \rangle\right), \quad x \in V,$$

where  $\langle k, x \rangle = \sum_{i=1}^m k_i x_i$ . The family  $\{\phi_k\}_{k \in \mathbb{Z}_\ell^m}$  is an orthogonal basis of eigenvectors for all translation-invariant operators on  $V$ .

By definition of the  $\ell$ -hyperlattice, the clique adjacency matrix  $A_{\text{cl}}$  decomposes as a sum of contributions along each coordinate axis. For a fixed direction  $i \in \{1, \dots, m\}$ , the directional family  $\mathcal{F}_i$  consists of all coordinate lines parallel to axis  $i$ ,

$$L_i(x_i) = \{(x_1, \dots, x_{i-1}, t, x_{i+1}, \dots, x_m) : t \in \mathbb{Z}_\ell\}, \quad x_i \in \mathbb{Z}_\ell^{m-1}.$$

On each such line the clique expansion produces a complete graph  $K_\ell$  (with zero diagonal). Thus the adjacency contribution  $A_i$  of direction  $i$  acts on  $f : V \rightarrow \mathbb{C}$  as

$$(A_i f)(x) = \sum_{\substack{y \in V: \\ y_j = x_j \forall j \neq i \\ y_i \neq x_i}} f(y), \quad x \in V.$$

We first compute the action of  $A_i$  on a Fourier mode  $\phi_k$ . For  $x \in V$  we have

$$(A_i \phi_k)(x) = \sum_{\substack{t \in \mathbb{Z}_\ell \\ t \neq x_i}} \exp\left(\frac{2\pi i}{\ell} \left(k_i t + \sum_{j \neq i} k_j x_j\right)\right) = \exp\left(\frac{2\pi i}{\ell} \sum_{j \neq i} k_j x_j\right) \sum_{\substack{t \in \mathbb{Z}_\ell \\ t \neq x_i}} \exp\left(\frac{2\pi i}{\ell} k_i t\right).$$

We distinguish two cases.

*Case  $k_i = 0$ .* Then the inner sum does not depend on  $x_i$  and

$$\sum_{\substack{t \in \mathbb{Z}_\ell \\ t \neq x_i}} \exp\left(\frac{2\pi i}{\ell} k_i t\right) = \sum_{t \in \mathbb{Z}_\ell} 1 - 1 = \ell - 1.$$

Hence

$$(A_i \phi_k)(x) = (\ell - 1) \exp\left(\frac{2\pi i}{\ell} \sum_{j \neq i} k_j x_j\right) = (\ell - 1) \phi_k(x).$$

Case  $k_i \neq 0$ . Using the fact that  $\sum_{t \in \mathbb{Z}_\ell} e^{2\pi i k_i t / \ell} = 0$  for  $k_i \neq 0$ , we obtain

$$\sum_{\substack{t \in \mathbb{Z}_\ell \\ t \neq x_i}} \exp\left(\frac{2\pi i}{\ell} k_i t\right) = - \exp\left(\frac{2\pi i}{\ell} k_i x_i\right),$$

and therefore

$$(A_i \phi_k)(x) = - \exp\left(\frac{2\pi i}{\ell} \sum_{j=1}^m k_j x_j\right) = - \phi_k(x).$$

In summary, for each direction  $i$ ,

$$A_i \phi_k = \alpha_i(k) \phi_k, \quad \alpha_i(k) = \begin{cases} \ell - 1, & k_i = 0, \\ -1, & k_i \neq 0. \end{cases}$$

Since the directional contributions are supported on disjoint cliques, the total clique adjacency is

$$A_{\text{cl}} = \sum_{i=1}^m A_i,$$

and  $\phi_k$  is an eigenvector of  $A_{\text{cl}}$  with eigenvalue

$$\alpha(k) = \sum_{i=1}^m \alpha_i(k).$$

Let  $j = j(k)$  denote the number of nonzero coordinates of  $k$ , i.e.

$$j = \#\{i : k_i \neq 0\}, \quad 0 \leq j \leq m.$$

Then there are  $m - j$  indices  $i$  with  $k_i = 0$  and  $j$  with  $k_i \neq 0$ , so

$$\alpha(k) = (m - j)(\ell - 1) + j(-1) = m(\ell - 1) - j\ell.$$

By construction, each vertex has clique degree  $d^{(\text{cl})} = m(\ell - 1)$ , hence

$$L_{\text{cl}} = D_{\text{cl}} - A_{\text{cl}} = m(\ell - 1)I - A_{\text{cl}}.$$

Therefore  $\phi_k$  is also an eigenvector of  $L_{\text{cl}}$  with eigenvalue

$$\lambda(k) = m(\ell - 1) - \alpha(k) = m(\ell - 1) - (m(\ell - 1) - j\ell) = j\ell.$$

Thus the spectrum of  $L_{\text{cl}}$  is contained in the set  $\{j\ell : j = 0, \dots, m\}$ .

It remains to compute the multiplicities. For fixed  $j \in \{0, \dots, m\}$ , the eigenvalue  $j\ell$  corresponds exactly to those  $k \in \mathbb{Z}_\ell^m$  with exactly  $j$  nonzero coordinates. There are  $\binom{m}{j}$  ways to choose the  $j$  nonzero positions, and for each such position one can choose any value in  $\{1, \dots, \ell - 1\}$ , yielding  $(\ell - 1)^j$  possibilities. Hence

$$\text{mult}(\lambda_j) = \binom{m}{j} (\ell - 1)^j, \quad \lambda_j = j\ell, \quad j = 0, \dots, m.$$

Since

$$\sum_{j=0}^m \binom{m}{j} (\ell - 1)^j = (1 + \ell - 1)^m = \ell^m = |V|,$$

these multiplicities account for all eigenvectors, and the description of  $\sigma(L_{\text{cl}})$  is complete.

Finally, by definition of the hyperedge-based Laplacian we have

$$L_h = mI - \frac{1}{\ell-1}A_{\text{cl}} = \frac{1}{\ell-1}(m(\ell-1)I - A_{\text{cl}}) = \frac{1}{\ell-1}L_{\text{cl}}.$$

Thus  $L_h$  shares the same eigenvectors  $\phi_k$ , and its eigenvalues are

$$\mu_j = \frac{1}{\ell-1}\lambda_j = \frac{j\ell}{\ell-1}, \quad j = 0, \dots, m,$$

with the same multiplicities as above.  $\square$

## 6 Hyperlattices in $\mathbb{Z}_\ell^m$ with hyperedges of cardinality $r$

We now introduce a generalization of the hyperlattice structures considered in the previous sections. Here the hyperedge cardinality  $r$  is decoupled from the lattice side  $\ell$ , and hyperedges encode local interactions along coordinate directions on a periodic grid.

Let  $\ell \geq 2$ ,  $m \geq 1$  and  $2 \leq r \leq \ell$ . We work on the discrete  $m$ -dimensional torus

$$V = \mathbb{Z}_\ell^m = \{(x_1, \dots, x_m) : x_i \in \{0, \dots, \ell-1\}\},$$

with indices taken modulo  $\ell$ .

**Definition 5** (Hyperlattice in  $\mathbb{Z}_\ell^m$  with hyperedges of size  $r$ ). *For each coordinate direction  $i \in \{1, \dots, m\}$  and each offset  $s \in \{0, \dots, r-1\}$ , we define an offset class  $\mathcal{C}_i^{(s)}$  of contiguous  $r$ -node hyperedges as follows.*

*For every choice of  $x_{\neq i} \in \mathbb{Z}_\ell^{m-1}$  and every  $a \in \mathbb{Z}_\ell$  with  $a \equiv s \pmod{r}$ , consider the hyperedge*

$$H_i^{(s)}(a; x_{\neq i}) = \{(x_1, \dots, x_m) \in V : x_j = (x_{\neq i})_j \text{ for } j \neq i, x_i \in [a, a+r-1]_\ell\},$$

*where  $[a, a+r-1]_\ell$  denotes  $r$  consecutive indices modulo  $\ell$ . The class  $\mathcal{C}_i^{(s)}$  is the collection of all such hyperedges.*

*The hyperlattice with hyperedges of size  $r$  is the hypergraph*

$$\mathcal{H}_r = (V, \mathcal{E}), \quad \mathcal{E} = \bigcup_{i=1}^m \bigcup_{s=0}^{r-1} \mathcal{C}_i^{(s)}.$$

**Degrees and Laplacian operators.** By construction, for each direction  $i$  and each vertex  $v \in V$  there are exactly  $r$  hyperedges in the families  $\mathcal{C}_i^{(s)}$  containing  $v$  (one for each offset), so that every vertex is incident to

$$d^{(h)}(v) = mr$$

hyperedges. Since each hyperedge has cardinality  $r$ , each contributes  $r-1$  clique-neighbours per vertex, and thus

$$d^{(\text{cl})}(v) = mr(r-1), \quad \forall v \in V.$$

Accordingly, the clique and hyperedge-based Laplacians are

$$L_{\text{cl}} = mr(r-1)I - A_{\text{cl}}, \quad L_h = mrI - \frac{1}{r-1}A_{\text{cl}}.$$

**Remark 6.** *Along each coordinate direction, the construction generates  $r$  translation-invariant offset classes of contiguous  $r$ -node hyperedges, corresponding to the  $r$  possible offsets of the sliding windows. These classes partition the set of all  $r$ -windows along that axis. Different coordinate directions intersect in exactly one vertex for each choice of lines, so the resulting hypergraph preserves the Cartesian incidence pattern of the classical  $m$ -dimensional lattice graph while encoding higher-order interactions of finite range  $r$ . For  $r = \ell$  the construction reduces to the  $\ell$ -hyperlattice introduced in the previous subsection.*

To illustrate the sliding construction, we decompose the periodic hyperlattice in  $\mathbb{Z}_\ell^m$  with hyperedges of size  $r$  into its  $r$  directional sub-families, each corresponding to one possible offset of the sliding windows along every coordinate axis. Figure 3 shows the case  $m = 2$ ,  $\ell = 6$ , and  $r = 3$ , where each sub-family (one per column of the figure) contains the horizontal and vertical hyperedges sharing the same offset. Every node belongs to exactly two hyperedges in each panel (one per direction), so that the union of the three sub-families accounts for all  $mr = 6$  hyperedges incident to every node in the complete hyperlattice.

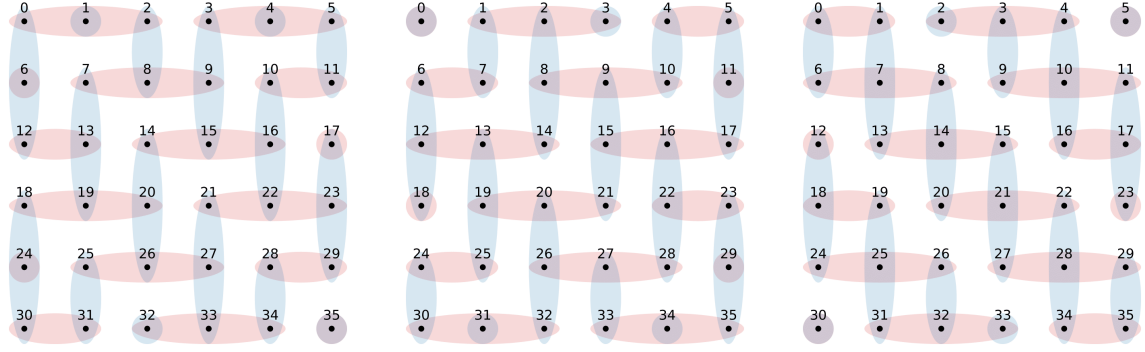


Figure 3: The three panels illustrate the hyperlattice in  $\mathbb{Z}_\ell^m$  with hyperedges of size  $r$ , for  $m = 2$ ,  $\ell = 6$ , and  $r = 3$ . The structure is decomposed into its  $r$  directional sub-families, corresponding to the three possible sliding offsets (shift = 0, 1, 2). Each sub-figure displays the horizontal (red) and vertical (blue) hyperedges sharing the same offset, so that every node belongs to exactly two hyperedges (one per direction) in each panel. Together, the three sub-families account for the full set of  $mr = 6$  hyperedges incident to every node in the complete hyperlattice.

**Theorem 6.1** (Spectrum of the hyperlattice in  $\mathbb{Z}_\ell^m$  with hyperedges of size  $r$ ). *Let  $\mathcal{H}_r = (V, \mathcal{E})$  be the hyperlattice on the discrete torus  $V = \mathbb{Z}_\ell^m$ , with hyperedges given by all contiguous  $r$ -node windows along each coordinate direction. Let  $A_{\text{cl}}$  be the associated clique adjacency matrix.*

*Then  $A_{\text{cl}}$  is block-circulant and diagonalizable in the Fourier basis*

$$\varphi_k(x) = \exp\left(\frac{2\pi i}{\ell} \langle k, x \rangle\right), \quad k = (k_1, \dots, k_m) \in \mathbb{Z}_\ell^m.$$

*For each  $k$ , the corresponding eigenvalue of  $A_{\text{cl}}$  is*

$$\alpha(k) = \sum_{i=1}^m \alpha_{1D}(k_i), \quad \alpha_{1D}(k_i) = 2 \sum_{d=1}^{r-1} (r-d) \cos\left(\frac{2\pi k_i d}{\ell}\right),$$

*with  $\alpha_{1D}(0) = r(r-1)$ . Hence the clique and hyperedge-based Laplacian eigenvalues are*

$$\lambda_{\text{cl}}(k) = mr(r-1) - \alpha(k), \quad \lambda_h(k) = mr - \frac{\alpha(k)}{r-1}.$$

*Each distinct multi-index  $k \in \mathbb{Z}_\ell^m$  corresponds to one eigenmode, so the multiplicity of  $\lambda_{\text{cl}}(k)$  is the number of distinct vectors yielding the same value of  $\alpha(k)$ . The constant mode  $k = 0$  gives  $\lambda_{\text{cl}}(0) = \lambda_h(0) = 0$  with multiplicity one, confirming that  $\mathcal{H}_r$  is connected.*

*Proof.* We first analyze the one-dimensional case,  $m = 1$ . Let  $V = \mathbb{Z}_\ell$ , and let each hyperedge be a sliding window of  $r$  consecutive vertices,

$$H_a = \{a, a+1, \dots, a+r-1\}_\ell, \quad a \in \mathbb{Z}_\ell.$$

The clique adjacency matrix  $A_{\text{cl}}^{(1D)}$  has entries

$$(A_{\text{cl}}^{(1D)})_{xy} = \#\{a : x, y \in H_a\},$$

which depend only on the cyclic distance  $d(x, y) = \min\{|x - y|, \ell - |x - y|\}$ . For a fixed distance  $d \in \{1, \dots, \ell - 1\}$ , the number of hyperedges containing both  $x$  and  $y$  equals the number of windows of length  $r$  that cover two points at distance  $d$ , namely

$$w(d) = \max\{0, r - d\}.$$

Therefore  $A_{\text{cl}}^{(1D)}$  is a real symmetric circulant matrix with entries

$$w(0) = 0, \quad w(d) = w(\ell - d) = r - d \quad \text{for } 1 \leq d \leq r - 1.$$

The clique-degree in one dimension is

$$d_{1D}^{(\text{cl})} = \sum_{d=1}^{\ell-1} w(d) = 2 \sum_{d=1}^{r-1} (r - d) = r(r - 1).$$

Since  $A_{\text{cl}}^{(1D)}$  is circulant, it is diagonalized by the discrete Fourier basis

$$\phi_k(x) = \exp\left(\frac{2\pi i k x}{\ell}\right), \quad k = 0, \dots, \ell - 1.$$

The corresponding eigenvalues are

$$\alpha_{1D}(k) = \sum_{d=0}^{\ell-1} w(d) \exp\left(\frac{2\pi i k d}{\ell}\right) = 2 \sum_{d=1}^{r-1} (r - d) \cos\left(\frac{2\pi k d}{\ell}\right). \quad (*)$$

To obtain a closed form, we use the classical trigonometric identity (valid for any  $r \geq 2$  and  $\theta \neq 0$ )

$$\sum_{d=1}^{r-1} (r - d) \cos(d\theta) = \frac{\sin^2\left(\frac{r\theta}{2}\right)}{2 \sin^2\left(\frac{\theta}{2}\right)} - \frac{r}{2}.$$

Substituting  $\theta = \frac{2\pi k}{\ell}$  in (\*) gives

$$\alpha_{1D}(k) = \frac{\sin^2\left(\frac{r\pi k}{\ell}\right)}{\sin^2\left(\frac{\pi k}{\ell}\right)} - r, \quad k = 0, \dots, \ell - 1,$$

where the value at  $k = 0$  is understood by continuity as  $\alpha_{1D}(0) = r(r - 1)$ .

*Multidimensional case.* For  $m > 1$ , the hyperlattice in  $\mathbb{Z}_{\ell}^m$  with hyperedges of size  $r$  is defined as the union of  $m$  independent directional families, each acting along one coordinate axis. Let  $A_{\text{cl}}^{(i)}$  denote the clique adjacency acting along direction  $i$ . These operators commute and share the same Fourier eigenbasis

$$\varphi_k(x) = \exp\left(\frac{2\pi i}{\ell} \langle k, x \rangle\right), \quad k = (k_1, \dots, k_m) \in \mathbb{Z}_{\ell}^m.$$

Since  $A_{\text{cl}}^{(i)}$  acts as the one-dimensional operator along the  $i$ th coordinate, we have

$$A_{\text{cl}}^{(i)} \varphi_k = \alpha_{1D}(k_i) \varphi_k.$$

Summing over  $i = 1, \dots, m$  yields

$$A_{\text{cl}} \varphi_k = \left( \sum_{i=1}^m \alpha_{1D}(k_i) \right) \varphi_k, \quad \alpha(k) = \sum_{i=1}^m \alpha_{1D}(k_i).$$

The clique-degree is  $d^{(\text{cl})} = mr(r-1)$ , consistent with  $\alpha(0) = d^{(\text{cl})}$ . Therefore the Laplacian eigenvalues are

$$\lambda_{\text{cl}}(k) = mr(r-1) - \alpha(k), \quad \lambda_h(k) = mr - \frac{\alpha(k)}{r-1}.$$

Since  $\alpha_{1D}(k_i) < r(r-1)$  for all  $k_i \neq 0$ , we have  $\alpha(k) < mr(r-1)$  for all  $k \neq 0$ , so that all non-constant modes have strictly positive eigenvalues. Thus the constant mode  $k = 0$  is the unique zero eigenvector, and the hyperlattice is connected.  $\square$

**Remark 7** (Periodic and open-boundary variants). *The construction above assumes periodic boundary conditions, so that all sliding windows wrap around the domain and every node participates in exactly  $r$  hyperedges per direction. This periodicity ensures full translation invariance and a uniform vertex degree across the hyperlattice.*

*In the non-periodic setting, several open-boundary variants can be defined. One possibility is to truncate the sliding windows that extend beyond the domain, thereby allowing boundary hyperedges of reduced cardinality ( $1 \leq |e| \leq r$ ); another is to remove such windows altogether, keeping only those fully contained in the finite region so that all hyperedges have the same size  $r$ . All these non-periodic variants constitute natural finite-domain analogues of the periodic hyperlattice in  $\mathbb{Z}_\ell^m$  with hyperedges of size  $r$ , and play the same role as open lattices in classical statistical physics.*

To obtain an open-boundary analogue of the hyperlattice whose spectral structure mirrors that of open lattice graphs in any dimension (e.g., paths in one dimension, planar grids in two dimensions, and their higher-dimensional generalizations), we seek a construction that preserves the Toeplitz property of the clique adjacency, so that the eigenvalues can be computed analytically through trigonometric modes.

In the natural non-periodic models discussed above, this property is lost because the number of sliding windows containing a given pair of vertices depends on their position relative to the boundary. To restore translation invariance and obtain a symmetric Toeplitz structure, we adopt the following definition.

**Definition 6** (Open Toeplitz hyperlattice). *Let  $\ell \geq r \geq 2$  and  $m \geq 1$ . We define the open Toeplitz hyperlattice in the finite domain  $V = \{1, \dots, \ell\}^m$  as the hypergraph  $\mathcal{H}_r^{\text{T}} = (V, \mathcal{E})$  whose hyperedges are obtained as the intersections between the  $r$ -node sliding windows on the infinite lattice  $\mathbb{Z}^m$  and the finite vertex domain  $V$ , i.e.*

$$\mathcal{E} = \{ H_i(a; x_{\neq i}) \cap V : i \in \{1, \dots, m\}, a \in \mathbb{Z}, x_{\neq i} \in \mathbb{Z}_\ell^{m-1} \},$$

where

$$H_i(a; x_{\neq i}) = \{(x_1, \dots, x_m) \in \mathbb{Z}^m : x_j = (x_{\neq i})_j \text{ for } j \neq i, x_i \in [a, a+r-1]_{\mathbb{Z}}\}.$$

*All non-empty intersections are retained, so that near the boundary some hyperedges may have cardinality  $|e| < r$ . This reflective construction ensures that the number of hyperedges containing a given pair of vertices depends only on their distance along each coordinate direction.*

In this way, vertices close to the boundary effectively receive the same number of hyperedge contributions as those in the interior, as if the lattice were extended beyond the domain. This can be interpreted as a *reflective boundary condition* that maintains constant pairwise weights along each coordinate axis, analogous to the transition from periodic to open lattices in classical graph theory.

Under this definition, the pairwise weights depend only on the distance along each coordinate direction, yielding a multi-Toeplitz adjacency matrix that can be diagonalized by a separable discrete sine transform, as stated in the following proposition.



**Proposition 5** (Spectrum of the open Toeplitz hyperlattice in  $\{1, \dots, \ell\}^m$ ). *Let  $\mathcal{H}_r^\Gamma = (V, \mathcal{E})$  be the open Toeplitz hyperlattice on the finite domain  $V = \{1, \dots, \ell\}^m$  as in Definition 6. Let  $A_{\text{cl}}$  be its clique adjacency matrix.*

*Then  $A_{\text{cl}}$  can be written as*

$$A_{\text{cl}} = \sum_{i=1}^m A_{\text{cl}}^{(i)},$$

*where each  $A_{\text{cl}}^{(i)}$  is a real symmetric Toeplitz operator acting along the  $i$ -th coordinate direction with bandwidth  $r - 1$ . In particular,  $A_{\text{cl}}$  is a multi-level Toeplitz matrix and is diagonalizable in a separable trigonometric basis.*

*More precisely, let  $\alpha_{1D}(k)$  denote the one-dimensional eigenvalues of the Toeplitz kernel*

$$w(d) = \begin{cases} r - d, & 1 \leq d \leq r - 1, \\ 0, & d \geq r, \end{cases}$$

*that is*

$$\alpha_{1D}(k) = 2 \sum_{d=1}^{r-1} (r - d) \cos\left(\frac{dk\pi}{\ell + 1}\right), \quad k = 1, \dots, \ell.$$

*For each multi-index  $k = (k_1, \dots, k_m) \in \{1, \dots, \ell\}^m$ , define*

$$\alpha(k) = \sum_{i=1}^m \alpha_{1D}(k_i).$$

*Then:*

1. *The eigenvalues of the clique adjacency matrix are*

$$\text{spec}(A_{\text{cl}}) = \{mr(r - 1)\} \cup \{\alpha(k) : k \in \{1, \dots, \ell\}^m\},$$

*where  $mr(r - 1)$  corresponds to the constant eigenvector, and each  $\alpha(k)$  is associated with a separable trigonometric mode.*

2. *The clique Laplacian*

$$L_{\text{cl}} = mr(r - 1)I - A_{\text{cl}}$$

*has eigenvalues*

$$\lambda_{\text{cl}}(k) = mr(r - 1) - \alpha(k), \quad k \in \{1, \dots, \ell\}^m,$$

*together with a simple zero eigenvalue corresponding to the constant mode.*

3. *The hyperedge-based Laplacian*

$$L_h = mrI - \frac{1}{r - 1}A_{\text{cl}}$$

*has eigenvalues*

$$\lambda_h(k) = mr - \frac{1}{r - 1} \alpha(k), \quad k \in \{1, \dots, \ell\}^m,$$

*again with a simple zero eigenvalue obtained from the constant vector.*

*Proof.* By Definition 6, hyperedges are obtained by intersecting the  $r$ -node sliding windows on  $\mathbb{Z}^m$  with the finite domain  $V = \{1, \dots, \ell\}^m$ , along each coordinate direction  $i = 1, \dots, m$ . Fix  $i$  and a choice of  $(x_1, \dots, x_{i-1}, x_{i+1}, \dots, x_m)$ . Along the  $i$ -th coordinate, this reduces to the one-dimensional construction on  $\{1, \dots, \ell\}$  with the Toeplitz kernel  $w(d)$  introduced above.

Thus the clique adjacency decomposes as

$$A_{\text{cl}} = \sum_{i=1}^m A_{\text{cl}}^{(i)},$$

where each  $A_{\text{cl}}^{(i)}$  acts non-trivially only along the  $i$ -th coordinate, with entries

$$(A_{\text{cl}}^{(i)})_{xy} = w(|x_i - y_i|) \prod_{j \neq i} \mathbf{1}_{\{x_j = y_j\}}.$$

Each  $A_{\text{cl}}^{(i)}$  is a symmetric Toeplitz operator of bandwidth  $r - 1$  along direction  $i$ .

In one dimension, the standard spectral theory for real symmetric Toeplitz matrices with kernel  $w(d)$  shows that  $A_{\text{cl}}^{(i)}$  is diagonalized by trigonometric modes with eigenvalues  $\alpha_{1D}(k_i)$  as above. Since the operators  $\{A_{\text{cl}}^{(i)}\}_{i=1}^m$  commute and act independently on each coordinate, their joint eigenvectors are given by separable products of one-dimensional modes:

$$\psi_k(x) = \prod_{i=1}^m \sin\left(\frac{x_i k_i \pi}{\ell + 1}\right), \quad k = (k_1, \dots, k_m) \in \{1, \dots, \ell\}^m,$$

or equivalently by an appropriate discrete cosine/sine basis, depending on the chosen boundary normalization. For such a mode we have

$$A_{\text{cl}}^{(i)} \psi_k = \alpha_{1D}(k_i) \psi_k,$$

and therefore

$$A_{\text{cl}} \psi_k = \left( \sum_{i=1}^m \alpha_{1D}(k_i) \right) \psi_k = \alpha(k) \psi_k.$$

The constant vector  $\mathbf{1}$  is also an eigenvector of  $A_{\text{cl}}$ , since every row sum is

$$\sum_{y \in V} (A_{\text{cl}})_{xy} = \sum_{i=1}^m \sum_{d=1}^{r-1} 2(r-d) = mr(r-1),$$

independently of  $x$ . Thus  $\mathbf{1}$  has eigenvalue  $mr(r-1)$ . This yields the full spectrum of  $A_{\text{cl}}$  as stated.

Finally, the formulas for the eigenvalues of  $L_{\text{cl}}$  and  $L_h$  follow directly from the relations

$$L_{\text{cl}} = mr(r-1)I - A_{\text{cl}}, \quad L_h = mrI - \frac{1}{r-1}A_{\text{cl}},$$

with the constant vector mapped to eigenvalue 0 in both cases.  $\square$

This shows that the open Toeplitz hyperlattice admits a fully explicit, separable spectral representation, directly comparable to that of discrete Laplacians on finite paths, grids, and their higher-dimensional analogues. In contrast, the more natural truncated and removed-window variants lose the Toeplitz structure at the boundary and can only be analyzed as perturbations of the periodic case.

**Corollary 6.2.** *For  $m = 1$  and  $r = 2$ , the open Toeplitz hyperlattice reduces to the path graph on  $\{1, \dots, \ell\}$ , and the above formulas recover the classical eigenvalues  $2 - 2\cos(\frac{k\pi}{\ell+1})$ . For  $m = 2$  and  $r = 2$ , one recovers the standard open grid, with Laplacian eigenvalues given by the sum of the one-dimensional ones.*

**Remark 8.** *In the special case  $r = 2$ , all hyperedges have size two and the hyperlattice reduces to a standard graph. Consequently, the clique and hyperedge-based Laplacians coincide, recovering the usual graph Laplacian on paths, grids, and their higher-dimensional generalizations. For  $r > 2$ , the two operators differ, encoding distinct notions of higher-order diffusion on the same combinatorial structure.*

## 7 Concluding remarks

In this work we generalized the hypergraph lattice introduced by Andreotti and Mulas [1] both in its spatial dimension and in the cardinality of its hyperedges, developing a unified framework for higher-order lattice structures on the discrete torus  $\mathbb{Z}_\ell^m$ . These hyperlattices extend classical graph lattices to the regime of higher-order interactions. For each model in this family we derived in closed form the spectra of the clique-based and the hyperedge-based Laplacians, exploiting translation invariance to obtain fully separable Fourier eigenmodes in the periodic setting. We also introduced a Toeplitz-type open-boundary analogue whose spectrum admits an explicit trigonometric representation, thereby providing a natural higher-order counterpart of the classical spectral formulas for open grids. In this way, several foundational results of spectral graph theory naturally generalize to higher-order structures when multiway interactions preserve a suitable form of directional homogeneity.

The spectral structure emerging from these constructions illustrates how the geometry of multiway interactions influences diffusion and collective behaviour. The clique Laplacian reinforces pairwise adjacency induced by hyperedges, whereas the hyperedge-based Laplacian maintains the higher-order incidence pattern. Even in highly regular, isotropic settings these operators yield markedly different diffusion scales, showing that they encode complementary aspects of higher-order connectivity. The explicit formulas obtained for periodic and open hyperlattices clarify the roles played by spatial dimension, number of directional families, and hyperedge cardinality, thereby providing a transparent analytical laboratory for exploring higher-order diffusion processes.

In analogy with the role played by regular lattices in the classical Ising model, where translational symmetry enables exact or closed-form characterizations of phase transitions, our hyperlattices provide an analytically tractable substrate for higher-order spin systems. While the higher-order Ising model introduced by Robiglio et al. [12] is formulated on arbitrary hypergraphs, without assuming any underlying spatial regularity, the quadratic term of its Hamiltonian coincides with the hyperedge-based Laplacian studied here. This positions regular hyperlattices as the natural higher-order counterpart of classical lattices, offering a clean setting in which stability, criticality and relaxation phenomena may be analysed in exact spectral form.

More broadly, the hyperlattices introduced in this paper provide an analytically tractable class of higher-order substrates, bridging classical lattice models and the emerging field of higher-order network dynamics. Their explicit spectral characterization paves the way for systematic studies of diffusion, synchronization and transport in multiway systems, and offers a foundation for constructing solvable benchmarks in statistical physics, nonlinear dynamics and machine learning. Future directions include the incorporation of weighted or anisotropic hyperedges, heterogeneous interaction ranges, and nonlinear processes whose linearization reduces to the operators analysed here. Each of these extensions would further shed light on the mathematical structure underlying collective behaviour in systems governed by intrinsically higher-order interactions.

## References

- [1] ANDREOTTI, E., AND MULAS, R. Signless normalized laplacian for hypergraphs. *Electronic Journal of Graph Theory and Applications* 10, 2 (2022), 485–500.
- [2] BANERJEE, A. On the spectrum of hypergraphs. *Linear Algebra and its Applications* 614 (2021), 82–110. Special Issue ILAS 2019.
- [3] CARLETTI, T., BATTISTON, F., CENCETTI, G., AND FANELLI, D. Random walks on hypergraphs. *Physical Review E* 101, 2 (2020), 022308.
- [4] CHUNG, F. R. K. *Spectral Graph Theory*, vol. 92 of *CBMS Regional Conference Series in Mathematics*. American Mathematical Society, Providence, RI, 1997.

- [5] COOPER, J., AND DUTLE, A. Spectra of uniform hypergraphs. *Linear Algebra and its Applications* 436, 9 (2012), 3268–3292.
- [6] ISING, E. Beitrag zur theorie des ferromagnetismus. *Zeitschrift für Physik* 31, 1 (1925), 253–258.
- [7] MERRIS, R. Laplacian matrices of graphs: a survey. *Linear Algebra and its Applications* 197–198 (1994), 143–176.
- [8] MOHAR, B., AND WOESS, W. A survey on spectra of infinite graphs. *Bulletin of the London Mathematical Society* 21, 3 (1989), 209–234.
- [9] MULAS, R., KUEHN, C., BÖHLE, T., AND JOST, J. Random walks and laplacians on hypergraphs: When do they match? *Discrete Applied Mathematics* 317 (2022), 26–41.
- [10] ONSAGER, L. Crystal statistics. i. a two-dimensional model with an order-disorder transition. *Physical Review* 65, 3–4 (1944), 117–149.
- [11] PEARSON, K. J., AND ZHANG, T. On spectral hypergraph theory of the adjacency tensor. *Graphs and Combinatorics* 30, 5 (2014), 1233–1248.
- [12] ROBIGLIO, T., DI GAETANO, L., ALTIERI, A., PETRI, G., AND BATTISTON, F. Higher-order ising model on hypergraphs. *Physical Review E* 112, 2 (2025), L022301.
- [13] SHAO, J. A general product of tensors with applications. *Linear Algebra and its Applications* 439, 10 (2013), 2350–2366.
- [14] SPOHN, H. *Large Scale Dynamics of Interacting Particles*. Texts and Monographs in Physics. Springer-Verlag, Berlin, Heidelberg, 1991.