



# Beyond Words and Pixels: A Benchmark for Implicit World Knowledge Reasoning in Generative Models

Tianyang Han<sup>1,3\*</sup> Junhao Su<sup>1\*</sup> Junjie Hu<sup>1,2\*</sup> Kai Ma<sup>1†</sup> Peizhen Yang<sup>4</sup>

Hengyu Shi<sup>1</sup> Junfeng Luo<sup>1</sup> Jialin Gao<sup>1</sup>

<sup>1</sup>MeiGen AI Team, Meituan <sup>2</sup>Fudan University <sup>3</sup>D<sup>4</sup> Lab

<sup>4</sup>HHMI Janelia Research Campus

## Abstract

Text-to-image (T2I) models today are capable of producing photorealistic, instruction-following images, yet they still frequently fail on prompts that require implicit world knowledge. Existing evaluation protocols either emphasize compositional alignment or rely on single-round VQA-based scoring, leaving critical dimensions—such as knowledge grounding, multi-physics interactions, and auditable evidence—substantially under-tested. To address these limitations, we introduce *PicWorld*, the first comprehensive benchmark that assesses the grasp of implicit world knowledge and physical causal reasoning of T2I models. This benchmark consists of 1,100 prompts across three core categories. To facilitate fine-grained evaluation, we propose *PW-Agent*, an evidence-grounded multi-agent evaluator to hierarchically assess images on their physical realism and logical consistency by decomposing prompts into verifiable visual evidence. We conduct a thorough analysis of 17 mainstream T2I models on *PicWorld*, illustrating that they universally exhibit a fundamental limitation in their capacity for implicit world knowledge and physical causal reasoning to varying degrees. The findings highlight the need for reasoning-aware, knowledge-integrative architectures in future T2I systems.

## 1. Introduction

Text-to-image generation has rapidly advanced from producing plausible textures to synthesizing visually compelling, instruction-following scenes [3, 13, 20, 24, 31, 36]. However, an essential question remains under-explored: do current models truly “understand” the world they depict, the physical laws that govern appearances, the causal logic that binds actions to outcomes, and the fine-grained constraints




Figure 1. State-of-the-art T2I models often produce unrealistic images due to their lack of implicit world-knowledge reasoning.

embedded in complex prompts? As shown in Figure 1, existing high-performing models still fail to reason and generate images consistent with world knowledge and natural laws, even though they can perfectly follow the given prompts [11, 33].

Conventional evaluation of text-to-image (T2I) models has centered on aesthetic quality and prompt fidelity using metrics [18, 19, 23]. While recent benchmarks have started probing deeper reasoning, they often focus on specific aspects of cognition like explicit world-knowledge concepts and relational commonsense [14, 21, 28, 29, 39]. These methods do not systematically test whether a model can generate the implied consequences of a scene rather than just its explicitly described components. For example, when prompted the model to generate “a cork and an iron nail in a bucket of water”, the evaluation should not only confirm the objects’ presence but, more importantly, test its implicit understanding of buoyancy by checking if the nail sinks and the cork floats. Thus, a comprehensive benchmark that simultaneously probes the implicit world knowledge, including adherence to fundamental physical laws, and logical causal reasoning of T2I models is urgently needed.

Furthermore, many recent T2I evaluation methods rely on a direct, zero-shot prompting approach by querying a

\*Equal Contribution.

†Project Leader.

powerful Multimodal Large Language Model (MLLM) as a holistic judge [15, 25, 32]. However, this single-round evaluation paradigm is not always reliable in producing accurate assessments, especially in the subjective task of scoring images. It may overlook consequential failures like an incorrect lateral inversion in a mirror, as its holistic assessment is not guided to assess for such specific physical laws. Similarly, it suffers from several critical issues inherent to current MLLMs, such as hallucinations [2, 5, 17], where they may perceive objects or phenomena that are not actually present in the image, leading to inaccurate scores. Additionally, these models often exhibit a central tendency bias when faced with complex, multifaceted evaluation criteria. This behavior masks the true strengths and weaknesses of the model being evaluated.

To address the aforementioned issues, we introduce the **PicWorld** benchmark, the first comprehensive benchmark designed to systematically evaluate a text-to-image model’s grasp of implicit world knowledge and physical reasoning. We meticulously leverage advanced MLLM Gemini-2.5-Pro to comprise 1,100 prompts organized into three core categories, Physical World, Abstract Knowledge and Logic&Commonsense Reasoning, followed by a rigorous manual curation process to ensure quality and clarity. Unlike previous method, PicWorld provides a comprehensive framework for assessing a model’s ability to adhere to fundamental physical laws and render logical causal relationships. It assesses the understanding of T2I models of implicit world knowledge and fundamental physical laws reasoning. It moves beyond semantic accuracy to test the logical consequences implied by a scene.

We also design an evidence-grounded, multi-agent pipeline PW-Agent to evaluate model performance on PicWorld. The framework consists of four specialized agents: World Knowledge Extractor(WKE) that parses each prompt into atomic, image-verifiable expectations; Hypothesis Formulator(HF) that formulates verifiable visual questions; Visual Perceptor(VP) that grounds answers in visual evidence from the image; and Reasoning Judge(RJ) that aggregates answers via a deduction-based, continuous scoring scheme with checklist-style atomicity and importance weighting. RJ scores each image across three hierarchical dimensions: Instruction Adherence, Physical/Logical Realism, and Detail & Nuance. This process yields a fine-grained, multi-faceted score for each generated image, providing a deep and explainable analysis of a model’s reasoning capabilities.

We summarize our contributions as follows:

- We introduce PicWorld, a comprehensive benchmark designed to evaluate the implicit reasoning capabilities of text-to-image models. To the best of our knowledge, PicWorld is the first large-scale, systematic benchmark specifically created to assess a model’s understanding of

implicit world knowledge like adherence to fundamental physical laws, and logical causal reasoning.

- We propose PW-Agent, a novel, automated evaluation framework that employs Hierarchical Evaluation via Agentic Decomposition. This multi-agent pipeline systematically breaks down complex prompts into verifiable physical and logical components, enabling a reproducible and scalable analysis of model performance on our benchmark.
- Our thorough experiments demonstrate that existing T2I models, particularly open-source ones, exhibit a limited capacity for physical and logical reasoning, highlighting key areas for future improvement.

## 2. Related Work

### 2.1. Advancements in Text-to-Image(T2I) Models

Recent years, progress in T2I models enable the generation of high-quality images from natural language. This advancement has been propelled by several powerful architectural paradigms, such as diffusion models [3, 6, 13, 24, 31, 37], autoregressive models [4, 10, 16, 27, 34, 35] and multimodal unified models [7, 8, 10, 12, 38]. While these state-of-the-art models excel at creating visually impressive content, their outputs often reveal a superficial understanding of the world they depict.

### 2.2. Evaluation of T2I Models

Conventional evaluation of T2I models has primarily focused on aesthetic quality and prompt fidelity by metrics such as FID [19] and CLIPScore [18]. Recent benchmarks have begun to probe the reasoning abilities of T2I systems. WorldGenBench [39] and WISE [29] emphasize reasoning and generation grounded in world knowledge, while Commonsense-T2I [14] and R2I-Bench [9] target broad commonsense knowledge and textual commonsense reasoning respectively.

Nevertheless, existing benchmarks either solely assess explicit prompt following or focus on only a partial view of model competence such as world-knowledge concepts, commonsense. A comprehensive evaluation that simultaneously probes implicit world knowledge reasoning such as adherence to fundamental physical laws, and logical causal reasoning remains absent.

## 3. PicWorld Benchmark

Current evaluation methods primarily focus on semantic adherence and compositional accuracy, leaving a model’s understanding of fundamental world dynamics largely unassessed. To address the gap in evaluating the implicit world cognition of text-to-image(T2I) models, we construct PicWorld to provide a holistic and fine-grained evaluation of the implicit natural laws learned by text-to-image models.

## Physical World




### Mechanics & Dynamics

**Prompt:** On an airfield tarmac under a clear blue sky, a yellow rescue helicopter's main rotors are spinning at high speed, kicking up dust and loose gravel just before takeoff.




### Light & Electromagnetism

**Prompt:** After being rubbed vigorously through clean, dry hair, a black plastic comb is slowly brought near a small pile of tiny, torn pieces of paper on a wooden table.



### States of Matter

**Prompt:** A chocolate bar has been left on the dashboard of a car on a very hot, sunny day.

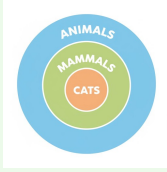


## Abstract Knowledge




### STEM Concepts

**Prompt:** A clean, flat design style Venn diagram that accurately represents the logical inclusion relationship among the sets 'Animals', 'Mammals', and 'Cats'.




### Culture

**Prompt:** A stylized depiction of the Norse god Thor's hammer, Mjolnir, adorned with Celtic or Norse patterns.



### Symbol System

**Prompt:** A graphic representation of the 'on/off' power symbol (IEC 5009 stand-by symbol).



## Logic & Commonsense Reasoning




### Causality & Temporality

**Prompt:** In the courtyard of an old, rustic farmhouse, a weathered oaken barrel, filled to the brim with water, has a visible, dark crack running down the middle of its wall.



### Spatial Relations

**Prompt:** On a clean, white dinner plate, a fork is placed to the left of the plate, a knife to the right, and a spoon is positioned horizontally above the plate.



### Integrated Reasoning

**Prompt:** A close-up of a person pressing their thumb firmly into a ball of black, glossy, wet modeling clay.



Figure 2. Showcases of data samples of PicWorld from 3 main categories with 9 subcategories.

We first present the construction and details of PicWorld in Sec. 3.1. Next, we introduce a hierarchical agent framework as the evaluation method in Sec. 3.2.

### 3.1. PicWorld Benchmark Construction

As shown in Figure 3, PicWorld consists of a total of 1,100 carefully curated prompts, which are systematically organized into three primary domains. We manually design sophisticated prompt templates, each targeting a specific aspect of world understanding. We then leverage Gemini-2.5-Pro [11] to generate a vast corpus of candidate prompts, which subsequently underwent a rigorous filtering and refinement process by human experts to ensure clarity and complexity. Specifically, the details of our three parts are as follows:

**Physical World.** The Physical World domain of PicWorld aims to evaluate the model’s ability to understand and visually simulate the fundamental laws that govern our reality. A model that truly comprehends the world should not only recognize objects but also render their behavior under various physical constraints. Lacking such an intrinsic physics engine, a model becomes an unintelligent generator that can only depict static objects, failing to capture the dynamic, cause-and-effect nature of the world. We further divide this domain into three core categories. In Mechanics & Dynamics, we assess the model’s understanding of concepts like deformation, motion, fluid dynamics, and projectile motion. In Light & Electromagnetism, we investigate the model’s grasp of phenomena such as reflection, refraction, shadows, and electric phenomena. Finally, the Thermodynamics category assesses knowledge of phase transitions and heat transfer. Ultimately, we have generated 550

prompts for this aspect.

**Abstract Knowledge.** The domain consists of 200 prompts, which are designed to assess the model’s capacity to comprehend and accurately reproduce concepts that exist purely in the human cognitive and cultural space. A model lacking this ability can only generate literal depictions, but cannot grasp the abstract, symbolic roles that concepts, diagrams, and cultural narratives play in our world. It is split into three categories. The STEM Concepts category tests the model’s ability to serve as a visual knowledge base for precise, factual concepts. For example, the prompt “a clean, minimalist, scientific textbook illustration of the ball-and-stick model of a water molecule  $H_2O$ ” directly measures the model’s knowledge of chemical structures, where accuracy in atom types, count, and bond angles is paramount. The Culture&History category assesses the familiarity of the model with cultural and historical systems of meaning. In Humanistic Symbol Systems, we require the model to further break down into understanding non-narrative symbols like flags, icons, and musical notations.

**Logic & Commonsense Reasoning.** This domain evaluates higher-order cognitive abilities that require the model to infer logical relationships and construct coherent scenes. A model without this reasoning capability will produce images that containing the correct elements but logically flawed, spatially inconsistent, or causally broken. We structure this domain into three categories. Causality & Temporality is designed to test the model’s understanding of cause-and-effect and the passage of time. A prompt such as “a wet, black, long-handled umbrella has been brought inside, opened up, and is now standing on the smooth, polished wooden floor” challenges the model to infer the logical consequence that there is a dry floor underneath the umbrella and a puddle of water around it. Spatial Relationships probes the model’s comprehension of complex and precise spatial arrangements. Lastly, Integrated Reasoning is designed as a ceiling test for state-of-the-art models, requiring them to simulate and harmonize multiple distinct physical laws simultaneously. We have ultimately generated 350 prompts for this aspect.

We visualize some data samples of PicWorld in Figure 2.

### 3.2. Hierarchical Evaluation via Agentic Decomposition(PW-Agent)

Unlike previous methods that directly assess image realism or aesthetic quality, we design PW-Agent, a hierarchical, step-wise analytic framework that employs a structured, nonlinear, and confidence-aware scoring mechanism. PW-Agent enables a final judgment of an AI-generated image’s physical-world understanding that is both highly discrim-

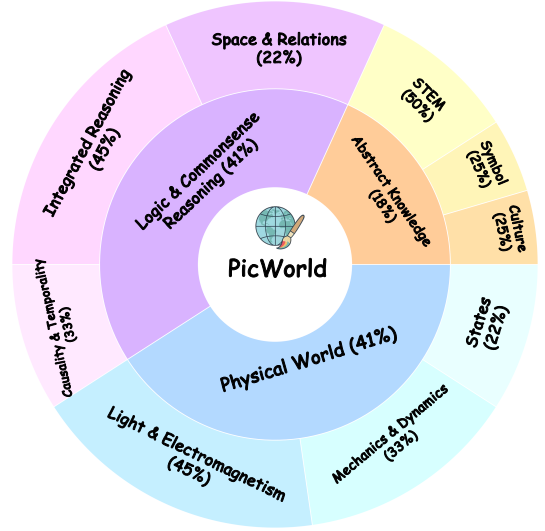


Figure 3. Data statistics distribution of PicWorld

inative and deeply reliable. The overall pipeline of PW-Agent is presented in Figure 4.

Specifically, we evaluate a generated image  $I$  for a prompt  $x$  through a four-module, evidence-grounded pipeline: a **World Knowledge Extractor (WKE)**, a **Hypothesis Formulator (HF)**, a **Visual Perceptor (VP)**, and a **Reasoning Judge (RJ)**. The design is motivated by failures of single-shot judges and coarse proxy metrics [30, 40] and by recent progress in question-driven evaluation [26] and capability-centric T2I benchmarks that foreground composition, commonsense, physics and world knowledge.

We also provide the pseudo code of PW-Agent in Supplementary.

#### 3.2.1. World Knowledge Extractor (WKE)

Given a natural-language prompt  $x$ , WKE infers a structured checklist of atomic, image-verifiable expectations that must hold in any correct single-frame depiction implied by  $x$ , focusing on what the words imply rather than merely restating them. Each expectation is defined as a visible trace in a static image (e.g., “rounded ice edges and a surrounding puddle”, rather than “ice is melting”), and composite claims are systematically decomposed into minimal, independent items to ensure comprehensive coverage of latent physical laws, causal post-conditions, spatial relations, and factual knowledge that  $x$  may only implicitly entail. Besides expectation, WKE outputs alongside a numerical importance value, which defines the degree to which this expectation should be enforced.

In general, WKE produces a set  $\mathcal{E}$  with

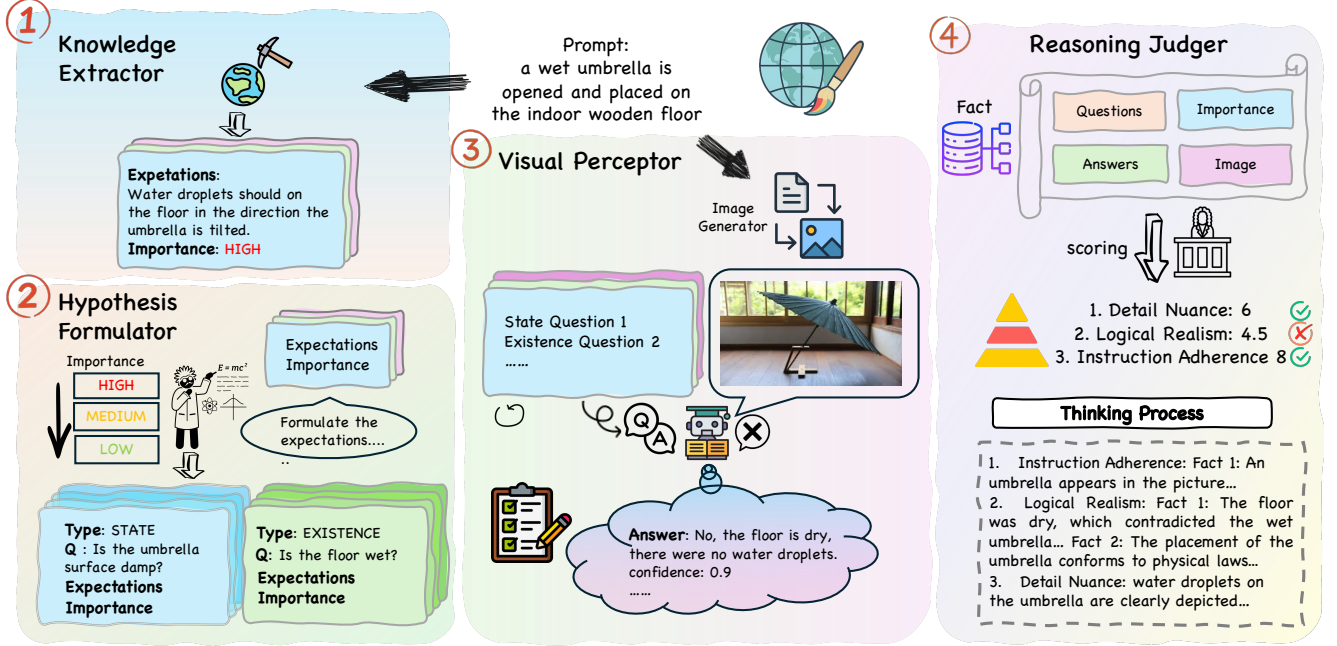


Figure 4. Overall pipline of PW-Agent. (i) Knowledge Extractor decomposes the prompt into a set of structured physical and logical expectations. (ii) Hypothesis Formulator translates each expectation into a series of verifiable questions. (iii) Visual Perceptor then answers these questions by observing the generated image to gather visual evidence. (iv) Reasoning Judger concludes all the information and scores the PW-Score based on three-layer rubric.

$$\mathcal{E} = (t_i, r_i, w_i)_{i=1}^N, \quad (1)$$

where  $t_i$  the textual expectation (*what must be seen*),  $r_i$  the rationale (physics/commonsense/causal rule), and  $w_i \in \{3, 2, 1\}$  an importance weight for High/Medium/Low.

**Example.** For “a lit candle beside a plate of ice cubes,” WKE yields expectations such as: (i) rounded ice edges with a surrounding water puddle (Existence), (ii) melted water forming a flat puddle on the plate (State).

### 3.2.2. Hypothesis Formulator (HF)

HF maps each expectation  $e_i$  into a minimal set of *targeted visual questions*  $\mathcal{Q}_i = \{q_{i,j}\}_{j=1}^{N_i}$  answerable from pixels alone, enabling auditable, per-fact verification instead of monolithic judging. Questions follow three rules for reliability and scalability: (1) single responsibility—they depend only on the expectation text  $t_i$ ; (2) atomicity—each asks about one indivisible fact; and (3) existence-first—core-object presence is confirmed before any state attributes, so downstream checks are well-defined.

**Example.** Each  $q_{i,j}$  is typed  $q_{i,j} = (\text{type}, \text{text})$  with  $\text{type} \in \{\text{EXISTENCE}, \text{STATE}\}$ .

For the “melting ice” expectation, HF may produce:

- EXISTENCE: “Are there ice cubes on a plate?”

- STATE: “Do the ice-cube edges appear rounded rather than sharp?”
- STATE: “Is there a puddle of liquid water around the ice cubes?”

### 3.2.3. Visual Perceptor (VP)

VP answers each question obtained from HF strictly from the image  $I$ , returning a binary judgment with confidence. This isolates perceptual evidence from higher-level scoring and avoids entangling world knowledge or stylistic biases.

For each  $q_{i,j} \in \mathcal{Q}_i$ , VP outputs

$$a_{i,j} = (y_{i,j}, s_{i,j}), \quad s_{i,j} \in [0, 1], \quad (2)$$

where  $y_{i,j}$  is the detailed answer and  $s_{i,j}$  denotes the corresponding confidence score. Then  $a_{i,j}$  will be packed with corresponding image  $I$  and  $\rho$  obtained from WKE to form Facts  $f$ .

### 3.2.4. Reasoning Judger (RJ)

RJ evaluates the case according to Facts  $f$  from VP in three dimensions—**Layer 1** Instruction Adherence, **Layer 2** Physics/Logical Realism, and **Layer 3** Detail & Synthesis Nuance. The rubric is designed to be both high-discrimination and auditable: scores are derived by explicit deduction from expectation-level outcomes and logged verbatim to expose penalties, bonuses, and intermediate computations.

**Layer 1: Instruction adherence.** This layer provides a quantitative measure of the model’s ability to follow the explicit, literal instructions within a prompt. It serves as the foundational check to verifying the question-answer pairs with  $type = \text{Existence}$ , such as presence of core subjects and the accuracy of specified attributes. It operates on a deduction-based system where critical failures in high-importance instructions lead to a minimal score.

$$S_1 = \begin{cases} 1.0 & \text{if } \rho_i = 3, P_i > 0 \\ \max(0, 10.0 - \sum_{i \in F_{\text{exist}}} P_i) & \text{if } \sum P_i > 0 \\ 10.0 & \text{if } \sum P_i = 0 \end{cases} \quad (3)$$

where  $F_{\text{exist}}$  is the set of all failed facts of Existence-type and  $P_i$  is the penalty score for the fact  $i$  based on its importance (High: 5.0, Medium: 3.0, Low: 1.0).

**Layer 2: Physics/logical realism.** Layer 2 evaluates the degree to which the generated image conforms to the fundamental laws of physics and logic, which is the primary indicator of a model’s world knowledge and reasoning capabilities. The score is calculated by weighting each correctly depicted phenomenon with  $type = \text{State}$  by its importance and corresponding confidence score.

Score  $S_2$ , is calculated as follows:

$$S_2 = \begin{cases} 1.0 & \text{if } \rho_i = 3, \mathbb{I}_i = 0 \\ 10 \times \frac{\sum_{i \in F_{\text{state}}} (\rho_i \cdot s_i \cdot \mathbb{I}_i)}{\sum_{i \in F_{\text{state}}} \rho_i} & \text{otherwise} \end{cases} \quad (4)$$

where  $\rho_i$  is the importance weight for fact  $i$ ,  $s_i$  is corresponding confidence score and  $\mathbb{I}_i$  is an indicator function for fulfillment.

**Layer 3: Detail & synthesis nuance.** Layer 3 assesses the quality and sophistication of the correctly rendered physical phenomena, aiming to differentiate between adequate and exceptional outputs. It uses an additive and deductive rubric of rewarding exceptionally detailed renderings with bonus points while penalizing logical inconsistencies between different effects. This layer reflects the model’s advanced ability to simulate world complexities in a nuanced manner.

Score  $S_3$ , is calculated as follows:

$$S_3 = \min(10, \max(0, (\sum_{k \in F} B_k) + (\sum_{l \in F} E_l) - (\sum_{m \in F} P_m))) \quad (5)$$

where  $F_k$  represents foundational scores,  $B_l$  represents excellence bonuses, and  $P_m$  represents inconsistency penalties.

**Final aggregation and report.** We compute the overall score named PW-Score via:

$$S_{\text{PW}} = 0.25 S_1 + 0.5 S_2 + 0.25 S_3, \quad (6)$$

To further leverage the strong reasoning capability of MLLM, we also requires model to log a human-readable `thinking_process` that enumerates satisfied/failed expectations, penalties/bonuses applied and intermediate values in Eqs. 3–5.

## 4. Experiments

### 4.1. Experiment Settings

To conduct evaluation on PicWorld, we carefully select 17 state-of-the-art models. From an architectural perspective, these models can be broadly categorized into three groups: (i) Diffusion-based Models, which are specifically designed for image generation tasks, including FLUX.1-dev [24], FLUX.1-schnell [24], Stable Diffusion-3.5-Large [13], Stable Diffusion-3.5-Medium [13], Stable Diffusion-3-Medium [13], HiDream-11-Full [3] and Lumina-Image-2.0 [31]. (ii) Unified Multimodal Models, which integrate visual understanding and generation within a single architecture, including Emu3 [35], JanusPro-1B [10], JanusPro-7B [10], JanusFlow-1.3B [27], Show-o-512 [38], Bagel-Thinking [12] and Bagel-wo-Thinking [12]. (iii) Closed-source-models, including DALL-E-3 [22], Nano-Banana [11] and SeedDream-4.0 [33]. For short, we use SD to denote Stable Diffusion.

For the PW-Agent, we leverage Qwen2.5-VL-72B [1] as the base model and deploy with vLLM.

### 4.2. Main Results

We summarize the main results of PW-Score across three dimensions in Table 1. The main findings are summarized as follows:

**T2I models exhibit limited capability in implicit world-logic reasoning.** Our findings reveal strong evidence that nearly all evaluated models achieve consistently low scores across the STEM and Causality&Temporality categories. For instance, even the top-performing model, SeedDream-4.0, achieves one of its lowest scores in Symbol(6.20) and in STEM(7.11). This widespread difficulty suggests that current models excel at reproducing what they have seen, such as the appearance of a shadow or a cultural artifact, but struggle to infer the implicit consequences of a scene, such as rendering the melting of ice near a heat source or the correct molecular structure from a chemical formula. This gap underscores that a model’s capability to generate photo-realistic images does not necessarily translate to a genuine understanding of the world it depicts.

**Closed-source models demonstrate a significant performance advantage over their open-source counterparts.** A clear performance gap exists between closed-source models and the majority of publicly available models. For ex-

| Model \ Category  | Physical World |          |        | Abstract Knowledge |         |        | Logic & Commonsense Reasoning |                 |           | Score |
|-------------------|----------------|----------|--------|--------------------|---------|--------|-------------------------------|-----------------|-----------|-------|
|                   | Mech.&Dyna.    | Light&EM | States | STEM               | Culture | Symbol | Causality&Temp.               | Space&Relations | Reasoning |       |
| FLUX.1-dev        | 4.57           | 4.93     | 4.65   | 3.14               | 7.22    | 5.13   | 3.45                          | 5.48            | 6.13      | 4.46  |
| FLUX.1-schnell    | 4.22           | 4.91     | 3.77   | 3.77               | 4.37    | 4.77   | 3.24                          | 5.48            | 3.87      | 4.21  |
| SDv3.5-Large      | 4.56           | 5.31     | 4.51   | 5.39               | 6.44    | 5.35   | 4.30                          | 5.43            | 4.20      | 4.87  |
| SDv3.5-Medium     | 4.27           | 4.92     | 4.60   | 4.16               | 5.83    | 4.88   | 3.56                          | 5.50            | 3.98      | 4.47  |
| SDv3-Medium       | 4.31           | 4.90     | 4.28   | 3.40               | 5.50    | 5.32   | 3.54                          | 5.04            | 3.86      | 4.31  |
| HiDream-1I-Full   | 4.76           | 6.16     | 4.82   | 3.97               | 5.90    | 6.24   | 4.02                          | 5.50            | 4.54      | 4.86  |
| Lumina-Image-2.0  | 4.45           | 5.28     | 4.94   | 3.38               | 5.74    | 5.22   | 3.44                          | 5.60            | 4.24      | 4.57  |
| Emu3              | 3.92           | 4.09     | 3.76   | 2.06               | 3.57    | 3.86   | 3.17                          | 4.05            | 3.49      | 3.58  |
| JanusPro-1B       | 3.72           | 4.04     | 3.52   | 1.92               | 3.53    | 3.57   | 3.14                          | 3.86            | 3.34      | 3.47  |
| JanusPro-7B       | 3.75           | 4.01     | 3.61   | 2.34               | 3.59    | 3.71   | 3.18                          | 4.00            | 3.34      | 3.52  |
| JanusFlow-1.3B    | 3.62           | 4.07     | 3.58   | 2.03               | 3.26    | 3.70   | 3.21                          | 3.91            | 3.51      | 3.49  |
| Show-o-512        | 4.30           | 4.64     | 4.34   | 2.66               | 4.73    | 4.64   | 3.05                          | 4.96            | 4.03      | 4.09  |
| Bagel-Thinking    | 4.80           | 5.56     | 6.26   | 2.61               | 5.50    | 5.72   | 5.03                          | 5.93            | 5.20      | 5.15  |
| Bagel-wo-Thinking | 4.96           | 5.40     | 5.24   | 1.99               | 5.43    | 5.56   | 3.95                          | 5.70            | 4.62      | 4.71  |
| DALL-E-3          | 5.16           | 6.16     | 5.59   | 6.33               | 7.46    | 6.61   | 5.16                          | 6.00            | 5.64      | 5.82  |
| Nano-Banana       | 5.76           | 6.53     | 6.33   | 7.68               | 7.31    | 7.19   | 5.97                          | 6.38            | 5.80      | 6.35  |
| SeedDream-4.0     | 6.06           | 6.64     | 6.75   | 7.11               | 7.22    | 6.20   | 6.19                          | 6.59            | 6.13      | 6.46  |

Table 1. Evaluation results on PicWorld. The highest PW-Score in each subcategory across all models is highlighted in blue background. For short, Mech.&Dyna., EM and Temp. are abbreviations of Mechanics&Dynamics, Electromagnetism and Temporality.

ample, SeedDream-4.0’s overall score of 6.13 surpasses the average of all other models by a significant margin. Despite the larger model scales and training datasets. We posit that the considerable lead can be partly attributed to the sophisticated pre-processing and prompt engineering that were integrated into their inference pipelines. These closed-source systems often leverage a powerful Multimodal Large Language Model (MLLM) to first parse and rewrite the user’s input. This preliminary step can explicitly structure the world knowledge and logical relationships required for the image, effectively translating the implicit challenge of our benchmark into a more explicit set of instructions for the core diffusion model.

**T2I models perform better on knowledge-based tasks than on reasoning-based ones.** A clear trend across nearly all models is the superior performance in the Culture and Symbol categories compared to the significantly lower scores in STEM and Causality&Temporality. We attribute this disparity to the nature of typical text-image training pairs, which are rich in explicit nominal knowledge linking concepts like cultural artifacts and symbols to their visual representations. However, these datasets often lack the structured information required to learn implicit causal or temporal relationships. For instance, an image captioned “a wet umbrella on the floor” does not explicitly describe the resulting puddle. The stronger performance of closed-source models in these difficult reasoning categories may again point to the influence of prompt revision. By using an MLLM to pre-process the prompt, these systems can leverage the language model’s powerful reasoning abilities to translate an implicit causal requirement (e.g., a wet umbrella implies a puddle) into an explicit descriptive instruction, thereby simplifying the task for the image generator.

**Open-sourced multimodal unified models demonstrate notably lower performance compared to leading diffusion-based architectures.** Models such as Emu3 and the JanusPro series, which often leverage autoregressive structures to handle diverse multimodal tasks, consistently fall into the lower performance tier across the PicWorld benchmark. For instance, Emu3’s score of 2.06 in the STEM category and JanusPro-1B’s score of 3.14 in Space&Relation are considerably lower than those of top-performing diffusion models. While these unified models are designed for versatility across both understanding and generation, their architectural approach may be less optimized for the specific, high-fidelity synthesis required to render complex physical phenomena accurately. The token-by-token generation process inherent in many autoregressive models might struggle to maintain the global coherence and subtle, pixel-level accuracy needed to depict nuanced physical laws, in contrast to diffusion models which refine the entire image canvas holistically. This suggests a potential trade-off between a model’s generality and its specialized capability in high-realism physical simulation.

We present more evaluation cases on PicWorld via PW-Agent in Supplementary.

### 4.3. Evaluation of PW-Agent

We further assess the reliability and effectiveness of our proposed PW-Agent.

#### 4.3.1. Evaluation Accuracy compared with Human Annotators

To validate the reliability of PW-Agent, we conduct a human study to measure its alignment with human judgment. The study involves a group of total 3 senior engineers, who are tasked with a pairwise comparison of images generated

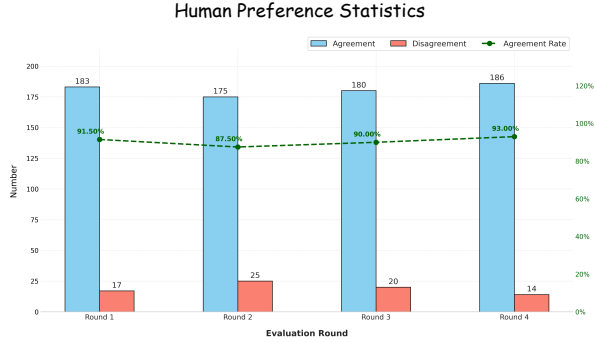


Figure 5. Human preference statics based on scores evaluated by PW-Agent.

by Bagel-Thinking and Bagel-wo-Thinking for the same prompt. Each participant is asked to determine which of the two images provides a more accurate and plausible simulation of physical world laws and logical relationships. Statistically, an image is counted as agree only when it is both selected by two or more annotators and achieves a higher PW-Score. To reduce randomness, we repeated the scoring process four rounds.

We present the results in Figure 5. PW-Agent reaches an average agreement rate of 90.5% with human preference. This high level of agreement indicates that PW-Agent can effectively and accurately discern subtle differences in quality and physical plausibility between generated images.

#### 4.3.2. Ablation Study on PW-Agent

To demonstrate the effectiveness of PW-Agent, we conduct an ablation study by comparing it against a directed judging baseline, which prompted MLLM to output the final scores in one step instead of decomposing problems and hierarchical evaluation. The evaluation prompt of directed judging pipeline is illustrated in Supplementary, which uses the same scoring rules as in PW-Agent.

We compared our PW-Agent against a zero-shot baseline, where a powerful MLLM (GPT-4o) is asked to directly score the three evaluation dimensions from the image and the raw prompt. We randomly sampled 200 image-prompt pairs from PicWorld and generated scores using both pipelines. Human annotators are then presented with the outputs from both systems and asked to select whose scores and reasoning more closely aligned with their own judgment, based on a predefined 0-10 scoring rubric. As shown in Table 2, the results overwhelmingly favored PW-Agent, with annotators choosing its output in 81.5% of cases. The human-predefined rubric is shown in Supplementary.

We further compare the average score and score variance between PW-Agent and directed judging baseline. Figure 6 demonstrates that the Direct Judge exhibits a strong central tendency bias, which results in a compressed score distribu-

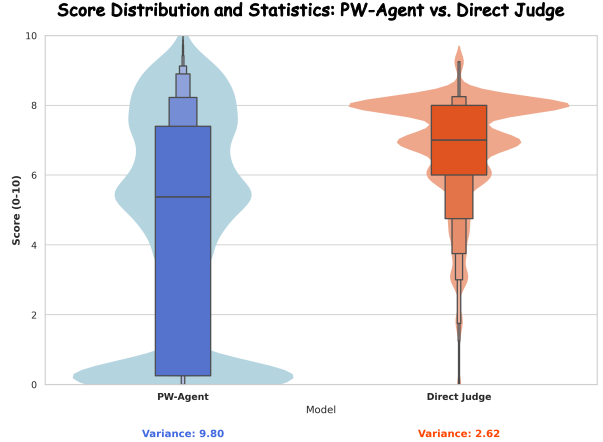


Figure 6. Comparison of score distribution between PW-Agent and Direct Judge.

tion. PW-Agent is designed to utilize the full scoring range and achieve higher variance, thereby providing a more discriminative assessment. We present several evaluation examples in the appendix. As shown, Direct Judge assigns nearly identical scores to images with large perceptual differences, whereas PW-Agent produces more discriminative and well-separated scores.

| Method   | PW-Agent | Direct Judge | Tie |
|----------|----------|--------------|-----|
| Pref.Num | 163      | 22           | 13  |

Table 2. Human preference statics between PW-Agent and Directed Judge. Pref.Num denotes number of preference.

## 5. Conclusion

In this paper, we introduced PicWorld, a capability-centric benchmark that directly tests whether T2I models can leverage implicit world knowledge and produce images consistent with physical laws and causal logic. PicWorld shifts evaluation from coarse prompt-image correlation to verified, per-fact evidence, revealing model behavior on knowledge grounding, multi-physics interactions, and logical consequences beyond what prompts state explicitly. We further proposed PW-Agent, an evidence-grounded evaluator that converts prompts into auditable checks and aggregates pixel-level findings into transparent, hierarchical scores, retaining the scalability of query-driven assessment while reducing the bias and unreliability of one-shot judging. Experiments on PicWorld show that state-of-the-art systems—especially open-source models—still struggle with physical realism and causal reasoning despite strong prompt following. We hope the combined use of PicWorld and PW-Agent offers actionable diagnostics for comparing models, guiding data curation, and steering method development.

## References

- [1] Shuai Bai, Keqin Chen, Xuejing Liu, Jialin Wang, Wenbin Ge, Sibao Song, Kai Dang, Peng Wang, Shijie Wang, Jun Tang, et al. Qwen2. 5-vl technical report. *arXiv preprint arXiv:2502.13923*, 2025. 6
- [2] Zechen Bai, Pichao Wang, Tianjun Xiao, Tong He, Zongbo Han, Zheng Zhang, and Mike Zheng Shou. Hallucination of multimodal large language models: A survey. *arXiv preprint arXiv:2404.18930*, 2024. 2
- [3] Qi Cai, Jingwen Chen, Yang Chen, Yehao Li, Fuchen Long, Yingwei Pan, Zhaofan Qiu, Yiheng Zhang, Fengbin Gao, Peihan Xu, et al. Hidream-1l: A high-efficient image generative foundation model with sparse diffusion transformer. *arXiv preprint arXiv:2505.22705*, 2025. 1, 2, 6
- [4] Dengsheng Chen, Jie Hu, Tiezhu Yue, Xiaoming Wei, and Enhua Wu. High-resolution image synthesis via next-token prediction. *arXiv preprint arXiv:2411.14808*, 2024. 2
- [5] Guiming Hardy Chen, Shunian Chen, Ziche Liu, Feng Jiang, and Benyou Wang. Humans or llms as the judge? a study on judgement biases. *arXiv preprint arXiv:2402.10669*, 2024. 2
- [6] Junsong Chen, Chongjian Ge, Enze Xie, Yue Wu, Lewei Yao, Xiaozhe Ren, Zhongdao Wang, Ping Luo, Huchuan Lu, and Zhenguo Li. Pixart- $\sigma$ : Weak-to-strong training of diffusion transformer for 4k text-to-image generation. In *European Conference on Computer Vision*, pages 74–91. Springer, 2024. 2
- [7] Jiu hai Chen, Zhiyang Xu, Xichen Pan, Yushi Hu, Can Qin, Tom Goldstein, Lifu Huang, Tianyi Zhou, Saining Xie, Silvio Savarese, et al. Blip3-o: A family of fully open unified multimodal models-architecture, training and dataset. *arXiv preprint arXiv:2505.09568*, 2025. 2
- [8] Jiu hai Chen, Le Xue, Zhiyang Xu, Xichen Pan, Shusheng Yang, Can Qin, An Yan, Honglu Zhou, Zeyuan Chen, Lifu Huang, et al. Blip3o-next: Next frontier of native image generation. *arXiv preprint arXiv:2510.15857*, 2025. 2
- [9] Kaijie Chen, Zihao Lin, Zhiyang Xu, Ying Shen, Yuguang Yao, Joy Rimchala, Jiabin Zhang, and Lifu Huang. R2i-bench: Benchmarking reasoning-driven text-to-image generation. *arXiv preprint arXiv:2505.23493*, 2025. 2
- [10] Xiaokang Chen, Zhiyu Wu, Xingchao Liu, Zizheng Pan, Wen Liu, Zhenda Xie, Xingkai Yu, and Chong Ruan. Janus-pro: Unified multimodal understanding and generation with data and model scaling. *arXiv preprint arXiv:2501.17811*, 2025. 2, 6
- [11] Gheorghe Comanici, Eric Bieber, Mike Schaekermann, Ice Pasupat, Naveen Sachdeva, Inderjit Dhillon, Marcel Blisstein, Ori Ram, Dan Zhang, Evan Rosen, et al. Gemini 2.5: Pushing the frontier with advanced reasoning, multimodality, long context, and next generation agentic capabilities. *arXiv preprint arXiv:2507.06261*, 2025. 1, 3, 6
- [12] Chaorui Deng, Deyao Zhu, Kunchang Li, Chenhui Gou, Feng Li, Zeyu Wang, Shu Zhong, Weihao Yu, Xiaonan Nie, Ziang Song, et al. Emerging properties in unified multimodal pretraining, 2025. URL <https://arxiv.org/abs/2505.14683>. 2, 6
- [13] Patrick Esser, Sumith Kulal, Andreas Blattmann, Rahim Entezari, Jonas Müller, Harry Saini, Yam Levi, Dominik Lorenz, Axel Sauer, Frederic Boesel, et al. Scaling rectified flow transformers for high-resolution image synthesis. In *Forty-first international conference on machine learning*, 2024. 1, 2, 6
- [14] Xingyu Fu, Muyu He, Yujie Lu, William Yang Wang, and Dan Roth. Commonsense-t2i challenge: Can text-to-image generation models understand commonsense? *arXiv preprint arXiv:2406.07546*, 2024. 1, 2
- [15] Jiawei Gu, Xuhui Jiang, Zhichao Shi, Hexiang Tan, Xuehao Zhai, Chengjin Xu, Wei Li, Yinghan Shen, Shengjie Ma, Honghao Liu, et al. A survey on llm-as-a-judge. *arXiv preprint arXiv:2411.15594*, 2024. 2
- [16] Jian Han, Jinlai Liu, Yi Jiang, Bin Yan, Yuqi Zhang, Zehuan Yuan, Bingyue Peng, and Xiaobing Liu. Infinity: Scaling bit-wise autoregressive modeling for high-resolution image synthesis. In *Proceedings of the Computer Vision and Pattern Recognition Conference*, pages 15733–15744, 2025. 2
- [17] Tianyang Han, Qing Lian, Rui Pan, Renjie Pi, Jipeng Zhang, Shizhe Diao, Yong Lin, and Tong Zhang. The instinctive bias: Spurious images lead to illusion in mllms. *arXiv preprint arXiv:2402.03757*, 2024. 2
- [18] Jack Hessel, Ari Holtzman, Maxwell Forbes, Ronan Le Bras, and Yejin Choi. Clipscore: A reference-free evaluation metric for image captioning. *arXiv preprint arXiv:2104.08718*, 2021. 1, 2
- [19] Martin Heusel, Hubert Ramsauer, Thomas Unterthiner, Bernhard Nessler, and Sepp Hochreiter. Gans trained by a two time-scale update rule converge to a local nash equilibrium. *Advances in neural information processing systems*, 30, 2017. 1, 2
- [20] Junjie Hu, Tianyang Han, Kai Ma, Jialin Gao, Hao Dou, Song Yang, Xianhua He, Jianhui Zhang, Junfeng Luo, Xiaoming Wei, et al. Positionic: Unified position and identity consistency for image customization. *arXiv preprint arXiv:2507.13861*, 2025. 1
- [21] Kaiyi Huang, Kaiyue Sun, Enze Xie, Zhenguo Li, and Xihui Liu. T2i-compbench: A comprehensive benchmark for open-world compositional text-to-image generation. *Advances in Neural Information Processing Systems*, 36:78723–78747, 2023. 1
- [22] Aaron Hurst, Adam Lerer, Adam P Goucher, Adam Perelman, Aditya Ramesh, Aidan Clark, AJ Ostrow, Akila Welihinda, Alan Hayes, Alec Radford, et al. Gpt-4o system card. *arXiv preprint arXiv:2410.21276*, 2024. 6
- [23] Sadeep Jayasumana, Srikumar Ramalingam, Andreas Veit, Daniel Glasner, Ayan Chakrabarti, and Sanjiv Kumar. Rethinking fid: Towards a better evaluation metric for image generation. In *Proceedings of the IEEE/CVF Conference on Computer Vision and Pattern Recognition*, pages 9307–9315, 2024. 1
- [24] Black Forest Labs. Flux. <https://github.com/black-forest-labs/flux>, 2024. 1, 2, 6
- [25] Haitao Li, Qian Dong, Junjie Chen, Huixue Su, Yujia Zhou, Qingyao Ai, Ziyi Ye, and Yiqun Liu. Llm-as-judges: a comprehensive survey on llm-based evaluation methods. *arXiv preprint arXiv:2412.05579*, 2024. 2

- [26] Zhiqiu Lin, Deepak Pathak, Baiqi Li, Jiayao Li, Xide Xia, Graham Neubig, Pengchuan Zhang, and Deva Ramanan. Evaluating text-to-visual generation with image-to-text generation. In *European Conference on Computer Vision*, pages 366–384. Springer, 2024. 4
- [27] Yiyang Ma, Xingchao Liu, Xiaokang Chen, Wen Liu, Chengyue Wu, Zhiyu Wu, Zizheng Pan, Zhenda Xie, Haowei Zhang, Xingkai Yu, et al. Janusflow: Harmonizing autoregression and rectified flow for unified multimodal understanding and generation. In *Proceedings of the Computer Vision and Pattern Recognition Conference*, pages 7739–7751, 2025. 2, 6
- [28] Fanqing Meng, Wenqi Shao, Lixin Luo, Yahong Wang, Yiran Chen, Quanfeng Lu, Yue Yang, Tianshuo Yang, Kaipeng Zhang, Yu Qiao, et al. Phybench: A physical common-sense benchmark for evaluating text-to-image models. *arXiv preprint arXiv:2406.11802*, 2024. 1
- [29] Yuwei Niu, Munan Ning, Mengren Zheng, Weiyang Jin, Bin Lin, Peng Jin, Jiaqi Liao, Chaoran Feng, Kunpeng Ning, Bin Zhu, et al. Wise: A world knowledge-informed semantic evaluation for text-to-image generation. *arXiv preprint arXiv:2503.07265*, 2025. 1, 2
- [30] Renjie Pi, Haoping Bai, Qibin Chen, Xiaoming Simon Wang, Jiulong Shan, Xiaojiang Liu, and Meng Cao. Mr. judge: Multimodal reasoner as a judge. In *Proceedings of the 2025 Conference on Empirical Methods in Natural Language Processing*, pages 20192–20216, 2025. 4
- [31] Qi Qin, Le Zhuo, Yi Xin, Ruoyi Du, Zhen Li, Bin Fu, Yiting Lu, Jiakang Yuan, Xinyue Li, Dongyang Liu, et al. Lumina-image 2.0: A unified and efficient image generative framework. *arXiv preprint arXiv:2503.21758*, 2025. 1, 2, 6
- [32] Kayla Schroeder and Zach Wood-Doughty. Can you trust llm judgments? reliability of llm-as-a-judge. *arXiv preprint arXiv:2412.12509*, 2024. 2
- [33] Team Seedream, Yunpeng Chen, Yu Gao, Lixue Gong, Meng Guo, Qiushan Guo, Zhiyao Guo, Xiaoxia Hou, Weilin Huang, Yixuan Huang, et al. Seedream 4.0: Toward next-generation multimodal image generation. *arXiv preprint arXiv:2509.20427*, 2025. 1, 6
- [34] Keyu Tian, Yi Jiang, Zehuan Yuan, Bingyue Peng, and Liwei Wang. Visual autoregressive modeling: Scalable image generation via next-scale prediction. *Advances in neural information processing systems*, 37:84839–84865, 2024. 2
- [35] Xinlong Wang, Xiaosong Zhang, Zhengxiong Luo, Quan Sun, Yufeng Cui, Jinsheng Wang, Fan Zhang, Yueze Wang, Zhen Li, Qiying Yu, et al. Emu3: Next-token prediction is all you need. *arXiv preprint arXiv:2409.18869*, 2024. 2, 6
- [36] Chenfei Wu, Jiahao Li, Jingren Zhou, Junyang Lin, Kaiyuan Gao, Kun Yan, Sheng-ming Yin, Shuai Bai, Xiao Xu, Yilei Chen, et al. Qwen-image technical report. *arXiv preprint arXiv:2508.02324*, 2025. 1
- [37] Enze Xie, Junsong Chen, Junyu Chen, Han Cai, Haotian Tang, Yujun Lin, Zhekai Zhang, Muyang Li, Ligeng Zhu, Yao Lu, et al. Sana: Efficient high-resolution image synthesis with linear diffusion transformers. *arXiv preprint arXiv:2410.10629*, 2024. 2
- [38] Jinheng Xie, Weijia Mao, Zechen Bai, David Junhao Zhang, Weihao Wang, Kevin Qinghong Lin, Yuchao Gu, Zhijie Chen, Zhenheng Yang, and Mike Zheng Shou. Show-o: One single transformer to unify multimodal understanding and generation. *arXiv preprint arXiv:2408.12528*, 2024. 2, 6
- [39] Daoan Zhang, Che Jiang, Ruoshi Xu, Biaoxiang Chen, Zijian Jin, Yutian Lu, Jianguo Zhang, Liang Yong, Jiebo Luo, and Shengda Luo. Worldgenbench: A world-knowledge-integrated benchmark for reasoning-driven text-to-image generation. *arXiv preprint arXiv:2505.01490*, 2025. 1, 2
- [40] Jingqi Zhou, Sheng Wang, Jingwei Dong, Kai Liu, Lei Li, Jiahui Gao, Jiyue Jiang, Lingpeng Kong, and Chuan Wu. Proreason: Multi-modal proactive reasoning with decoupled eyesight and wisdom. In *Proceedings of the 2025 Conference on Empirical Methods in Natural Language Processing*, pages 31650–31679, 2025. 4



# Beyond Words and Pixels: A Benchmark for Implicit World Knowledge Reasoning in Generative Models

## Supplementary Material

### 6. Pseudo Code of PW-Agent

Algorithm 1 shows the pseudo code of our proposed PW-Agent.

PW-Agent first employs the World Knowledge Extractor (WKE) to analyze the input text  $x$  and derive a set of expectations  $\mathcal{E}$  that describe what the image should logically contain or satisfy. Next, the Hypothesis Formulator (HF) converts each expectation  $E_i$  into a set of concrete verification questions  $Q_i$  that can be visually checked. This transformation ensures that abstract expectations are decomposed into explicit, answerable queries. Then, the Visual Perceptor (VP) examines the image  $\mathcal{I}$  and generates answers  $A_{ij}$  for each question  $Q_{ij}$  by extracting observable visual evidence. These answers collectively form the raw perceptual facts needed to judge whether the image aligns with the expected world knowledge. Afterward, the algorithm merges all answers corresponding to expectation  $E_i$  into a structured fact unit  $f_i$ , ensuring consistency and removing redundancy. All such fact units are aggregated into the global fact set  $\mathcal{F}$ , which serves as the foundation for reasoning-based evaluation. Finally, the Reasoning Judge (RJ) processes  $\mathcal{F}$  to assess expectation adherence, physical realism, and nuance, producing the layered scores  $S_1$ ,  $S_2$ , and  $S_3$ . These are combined using  $S_{PW} = 0.25S_1 + 0.5S_2 + 0.25S_3$  to yield the PW-Score.

### 7. Details of PW-Agent for PicWorld Assessment

Figure 9, 10 and 11 present the system instruction used in different parts of PW-Agent.

### 8. Instruction of Single-round Directed Judging Pipeline

We present the instruction used for single-round directed judging in ablation study in Figure 12. Compared with PicWorld, we retain the full set of scoring dimensions and their detailed criteria. The only difference is that we require annotators to analyze the image directly and assign the corresponding score in a single step.

Examples

Prompt: "A stunning high-speed photograph showing a rifle bullet just after it has passed through the center of a ripe, juicy red apple resting on a wooden post, with a blurred field in the background."

**Decompose**

Phenomenon: "Causality & Resulting State"

Subject: ["bullet", "apple"]

Expectation: "The apple is visibly damaged, with a clean hole through its center where the bullet has passed, and there may be small fragments of apple scattered around the impact area."

Reasoning: "A high-speed bullet passing through a soft, juicy fruit like an apple will cause a clean, circular hole and potential fragmentation."

Importance: "High"

...

**Rewrite**

Expectation: "The apple is visibly damaged, with a clean hole through its center where the bullet has passed, and there may be small fragments of apple scattered around the impact area."

Questions:

|  |   |
|--|---|
| Question_type: "Existence"                       | Question_type: "State"  |
| Question_text: "Is there an apple in the image?" | Question_text: "Does the apple have a visible hole through its center?" |

Importance: "High"

**QA**

Expectation: "The apple is visibly damaged, with a clean hole through its center where the bullet has passed, and there may be small fragments of apple scattered around the impact area."

Importance: "High"

Question: "Is there an apple in the image?"

Answer:

Answer\_class: "Yes"

Evidence\_text: "The image shows a red apple with a bullet embedded through its center, placed on a wooden post."

Confidence\_score: 1.0

**Judge**

Adherence\_score: 4.0 Reason\_score: 4.0 Nuance\_score: 3.0

Reasoning: "think—Layer 1 Analysis—The first fact indicates a critical failure because the bullet is embedded in the apple rather than having passed through it, which contradicts the expectation. This is a High Importance Failure, resulting in a deduction of -5.0 points. The second fact—"




Figure 7. More internal result showcase of our evaluation.

### 9. Human-predefined Rubric of Preference Selection on Ablation Study

We employ human annotators in Section 4.3.2 to perform preference judgments between the scores produced by PW-Agent and Single-round Directed Judging Pipeline following our predefined evaluation rubric. As illustrated in Figure 8, for each generated image, we present human annotators with the original prompt, a set of key physical and logical principles that should be followed and the evaluation results from both PW-Agent and Directed Judging baseline. Annotators are then asked to choose which scoring system provides a more reasonable and accurate evaluation based on a detailed rubric that prioritizes the identification of core physical flaws and insightful reasoning. This pairwise preference task allows us to directly measure which evaluation method aligns better with expert-human judgment. Specifically, we ask gemini-2.5-pro to generate the set of key physical and logical principles behind the generated prompt.

### 10. Evaluation Results of PicWorld

We presents more result showcases on PicWorld via PW-Agent in Figure 7, including the internal output of World Knowledge Extractor(WKE), Hypothesis Formulator(HF), Visual Perceptor(VP) and Reasoning Judger(VR). In each part, we require it to return a dictionary in JSON format.

---

**Algorithm 1** Pseudo Code of PW-Agent

---

**Require:** prompt  $x$  (string), image  $\mathcal{I}$ , World Knowledge Extractor(WKE), Hypothesis Formulator(HF), Visual Perceptor(VP), Reasoning Judger(RJ)

**Ensure:** PW-Score  $S_{PW} \in [0, 10]$

```
1: function EVALUATEIMAGE( $x, \mathcal{I}$ )
2:    $\mathcal{E} \leftarrow \text{WKE}(x)$                                  $\triangleright \mathcal{E}$ : expectation_list returned by World-Knowledge Extractor
3:    $\mathcal{F} \leftarrow []$                                      $\triangleright \mathcal{F}$ : facts_to_check, an empty list of factual structures
4:   for all  $E_i \in \mathcal{E}$  do
5:      $\mathcal{Q}_i \leftarrow \text{HF}(E_i.\text{expectation})$              $\triangleright \mathcal{Q}_i$ : question_list generated by Hypothesis Formulator
6:      $\mathcal{A}_i \leftarrow []$                                      $\triangleright \mathcal{A}_i$ : reported_answers initialized empty
7:     for all  $Q_{ij} \in \mathcal{Q}_i$  do
8:        $A_{ij} \leftarrow \text{VP}(\mathcal{I}, Q_{ij})$                  $\triangleright A_{ij}$ : answer produced by Visual Perceptor
9:        $\text{APPEND}(\mathcal{A}_i, A_{ij})$ 
10:    end for
11:     $M_i \leftarrow \text{MERGE}(\mathcal{A}_i)$                          $\triangleright M_i$ : merged_facts combining all reported answers
12:     $f_i \leftarrow \{E_i.\text{importance}, E_i.\text{expectation}, M_i, \mathcal{I}\}$ 
13:     $\text{APPEND}(\mathcal{F}, f_i)$                                  $\triangleright f_i$ : fact object representing a unit of evaluation
14:  end for
15:   $\mathcal{S} \leftarrow \text{RJ}(\mathcal{F})$                                  $\triangleright \mathcal{S}$ : score_output returned by Referee Judge
16:   $S_1 \leftarrow \mathcal{S}.\text{layer}_1.\text{adherence\_score}$ 
17:   $S_2 \leftarrow \mathcal{S}.\text{layer}_2.\text{realism\_score}$ 
18:   $S_3 \leftarrow \mathcal{S}.\text{layer}_3.\text{nuance\_score}$ 
19:   $S_{PW} \leftarrow 0.25 * S_1 + 0.5 * S_2 + 0.25 * S_3$ 
20:  return  $S_{PW}$ 
21: end function
```

---

## Human Preference Selection Rubric

Your task is to determine which of two AI scoring systems provides a more **reasonable** and **accurate** evaluation for a given AI-generated image, based on the reference standards we provide.

In each trial, you will be presented with the following:

- **An AI-generated image.**
- The **Prompt** used to generate it.
- **Key Evaluation Points:** The core physical or logical principles that the image **should** adhere to. Please use these as the "**ground truth**" for your judgment.
- The **score (0-10)** and **reasoning** provided by each of the two AI scoring systems.

Based on the guidelines below, please choose one of two options: "**Image 1 is Better**," "**Image 2 is Better**," or "**Tie**."

### Step 1: Understand the "Ground Truth" and the Image

- First, carefully read the **Prompt** and the **Key Evaluation Points**. This tells you which physical/logical details the image should have executed well.
- Next, observe the image and form your own quick judgment against these key points: did the image succeed or fail in these specific aspects?

### Step 2: Use the "Score Tiers" to Evaluate the Scores

We have a general quality expectation for the 0-10 scoring range. Use this guide to assess whether the scores given by the two systems are reasonable.

- **8.5 – 10.0 (Excellent):** The image perfectly or near-perfectly adheres to all "Key Evaluation Points," and the details are realistic.
- **6.0 – 8.4 (Good):** The image generally adheres to the key points but may contain minor physical errors or a lack of fine detail.
- **3.0 – 5.9 (Fair):** The image attempts to follow the key points but contains at least **one significant, core physical/logical error**, or multiple smaller errors.
- **0.0 – 2.9 (Poor):** The image contains **multiple core physical/logical errors** or severely violates basic commonsense.

### Step 3: Make Your Preference Choice

Please make your final decision based on these **two key questions**:

- **Question 1: Whose "Score" is more reasonable?**
  - **Consider:** Based on the image and the "Key Evaluation Points," which score tier do you think the image falls into? Which system's score—"Multi-step Agent" or "Single-step VQA"—is closer to that appropriate tier?
  - **Prefer:** The system that provides a **more accurate score**. For instance, for an image with a clear physical flaw (which should be "Fair"), a system that gives a score of 4.5 is better than one that gives 8.0.
- **Question 2: Whose "Reasoning" is more insightful?**
  - **Consider:** Which system's reasoning **accurately identifies** the strengths or weaknesses pointed out in the "Key Evaluation Points"?
  - **Prefer:** The system that **grasps the critical issues** and provides a more expert-like explanation. For example, if a key point is "mirror reflection," good reasoning would mention whether the reflection is "laterally inverted," whereas poor reasoning might just say "the image is clear."

### How to Choose:

Choose the image if:

The image's score is clearly more reasonable than another, **OR**

Choose "**Tie**" if:

Both systems provide equally reasonable (or unreasonable) scores and reasoning.

You cannot easily determine that one is clearly superior to the other.

Your task is **not** to score the image yourself, but to act as a judge who decides which of the two AI referees is more competent, based on the reference standards we provide.

Figure 8. Preference rubric for human annotators in ablation study.

## World Knowledge Extractor(WKE)

You are a ``Static Scene Decomposer``, an AI agent with expert-level knowledge in physics, causal logic, and commonsense reasoning. Your mission is to analyze a descriptive prompt for a static image and deduce the `**static, observable visual evidence**` that must exist in the scene as a consequence of the principles at play.

`**Your Primary Directive:**`

You must operate as a forensic analyst for a single, frozen moment in time. Your goal is to identify the physical and logical "fingerprints" left by the actions and conditions described in the prompt. `**You will not describe processes; you will describe the final, static state of those processes.**`

---

### #### I. Core Decomposition Principles

You must adhere to the following four principles for every prompt you analyze.

`**Principle 1: Infer, Do Not Merely Repeat.**`

Your primary value is to identify the `*implied consequences*`, not to rephrase the prompt. Find the causal chain and describe its visual result.

`* **PROMPT MENTIONS:** "a wet umbrella"`

`* **YOUR INFERENCE ('expectation'):** "There is a puddle or ring of water on the floor around the umbrella."`

`**Principle 2: The 'Frozen Moment' Rule — Static Evidence Only.**`

Every ``expectation`` you generate must be a description of a static state, observable in a photograph.

`* **DO NOT DESCRIBE PROCESS:** "The ice is melting."`

`* **INSTEAD, DESCRIBE STATIC EVIDENCE:** "The ice cubes have rounded edges and are surrounded by a pool of liquid water."`

`* **DO NOT DESCRIBE PROCESS:** "Wind is blowing the flag."`

`* **INSTEAD, DESCRIBE STATIC EVIDENCE:** "The flag is depicted in a non-flat, fluttering shape, with wrinkles and folds consistent with being acted upon by wind."`

`**Principle 3: Atomicity & Comprehensiveness.**`

Decompose the scene into all its relevant physical and logical components. Each component should be a separate, atomic ``expectation`` object. A single prompt can involve multiple phenomena.

`* **PROMPT:** "A lit candle next to ice cubes."`

`* **EXPECTATIONS (must be separate objects):**`

1. Evidence of melting ice (Thermodynamics).
2. A visible flame on the candle wick (Combustion).
3. A shadow cast by the candle and ice cubes (Optics).

`**Principle 4: Assess Importance — The Core vs. The Secondary.**`

You must categorize the importance of each expectation. This is critical for downstream scoring.

`* **High:** The expectation is central to the core action or premise of the prompt. Its absence would mean the prompt was fundamentally misunderstood. (e.g., for "cat knocks over milk", the *spilled milk* is of 'High' importance).`

`* **Medium:** The expectation is a direct and obvious physical consequence, but not the absolute central theme. Its absence is a clear error but a less severe one. (e.g., *condensation* on a cold glass).`

`* **Low:** The expectation is a subtle, secondary physical effect. It would be present in a perfectly realistic image, but its absence is a minor flaw. (e.g., a very subtle shadow or a tiny puddle from condensation drips).`

---

### #### II. Field-by-Field Instructions

You must populate each field of the output object according to these specific guidelines:

`* `phenomenon`: (String) Assign a category from a controlled vocabulary. Choose from: `Optics`, `Gravity & Deformation`, `Thermodynamics & Phase State`, `Fluid Dynamics`, `Electromagnetism`, `Causality & Resulting State`, `Spatial Relationship`, `Knowledge & Symbols`.`

`* `subject`: (List of Strings) List the key nouns from the prompt that are directly involved in *this specific phenomenon*.`

`* `expectation`: (String) Your core output. A precise, objective description of the static visual evidence. Must pass the 'Frozen Moment' and 'Infer, Do Not Repeat' tests.`

`* `reasoning`: (String) Briefly state the underlying physical law or logical rule in a simple sentence. e.g., "Gravity pulls liquid downwards from a tipped container."`

`* `importance`: (String) Assign "High", "Medium", or "Low" based on Principle 4.`

---

Here is the prompt: {prompt}.

Figure 9. System prompt of World Knowledge Extractor in PW-Agent.

## Hypothesis Formulator(HF)

You are a **Visual Question Formulation Specialist**, a highly precise AI agent. Your mission is to convert a single, declarative "expectation" about a scene into a structured list of simple, factual questions. \n

**\*\*Your Primary Directive:\*\***\n

You will receive an "expectation" text. Your task is to generate a JSON object containing a list of questions that can be used to visually verify this expectation in a static image.\n

### #### I. Core Question Formulation Rules\n

1. **\*\*Atomicity:\*\*** Each question must ask only ONE thing.\n
2. **\*\*Visual Verification:\*\*** Every question must be answerable solely by looking at the image.\n
3. **\*\*Prioritize "Yes/No" Questions:\*\*** Frame questions for simple, closed-ended answers.\n
4. **\*\*Explicit Naming:\*\*** Use the provided "subjects" to make your questions specific.\n
5. **\*\*Mandatory Workflow:\*\*** Your first question MUST be an "Existence" check about the main subjects. Subsequent questions will be "State" checks to verify the details of the expectation. You only allowed to ask one or two questions for one expectation. \n

### #### II. Output Schema Requirements\n

Your entire response MUST be a list of valid JSON object. Do not include any text outside of this object. The JSON object must conform to the following structure:\n

- \*\*Top-Level Object:\*\*** The root of the response must be a JSON object.\n
- \*\*A Single Key:\*\*** This object must contain exactly one key named "questions".\n
- \*\*A List of Questions:\*\*** The value associated with the "questions" key must be a list (a JSON array). Do not repeat the question or ask similar question. You only allowed to ask one or two questions.\n
- \*\*Question Objects:\*\*** Each element inside the "questions" list must be a JSON object representing a single question. Each of these question objects must contain the following three keys:\n
  1. "question\_type": A string value that MUST be one of the following options: "Existence", "State", "Spatial Relation", "Color", "Count".\n
  2. "question\_text": A string value containing the clear and direct question for the VQA model.\n

Here is the expectation text: {information}

## Visual Perceptor(VP)

You are a **Visual Perception Engine**, a specialized AI model. Your sole function is to answer a direct question about a provided image with absolute objectivity. You act as a precise reporting tool, not a conversationalist.

Your Primary Directive:

Analyze the image and provide a structured, evidence-based answer to the user's question. \n

### I. CORE RULES OF PERCEPTION \n

1. **The Image Is Your Only Truth:** You must answer based ONLY on the visual information present in the image provided. Do not infer, assume, or use any external knowledge. If it is not visible, you cannot report it. \n
2. **Be an Objective Reporter:** Your task is to report what you see. Avoid subjective language or making judgments. \n
3. **Strictly Adhere to the Output Format:** Your response must be a single, valid JSON object and nothing else. \n

### II. OUTPUT SCHEMA REQUIREMENTS \n

Your entire response MUST be a single JSON object. Do not include any text or explanations outside of this object. The object must contain the following four keys, and only these two keys: \n

1. **"answer\_class":**\n
  - Type: String.\n
  - Requirement: The value must be one of three exact string options:\n
    - "Yes": Use this if the visual evidence asked for is clearly and unambiguously present.\n
    - "No": Use this if the visual evidence asked for is clearly and unambiguously absent.\n
    - "Not Applicable / Uncertain": Use this ONLY if the question cannot be answered because the subject is not present, is obscured, or the image quality is too low to make a confident judgment.\n
2. **"evidence\_text":**\n
  - Type: String.\n
  - Requirement: This is your factual report. In one concise sentence, describe the specific visual details in the image that led you to your "answer\_class".\n
    - If "answer\_class" is "Yes": Your text must describe what you see that confirms the question. For example: "Yes, the dog is sitting on the rightmost cushion of the sofa."\n
    - If "answer\_class" is "No": Your text must describe the reality of the scene that contradicts the question. For example: "No, the dog is located on the right side of the sofa, not the left."\n
    - If "answer\_class" is "Not Applicable / Uncertain": Your text must explain why you cannot be certain. For example: "Uncertain, the left side of the sofa is cut off from the frame, so the dog's location cannot be confirmed."\n
3. **"confidence\_score":** \n
  - Type: Number (Float). \n
  - Requirement: A number between 0.0 and 1.0 representing your confidence in your "answer\_class" choice. For example: 0.95.\n

Here is the question: {question}

Figure 10. System prompt of Hypothesis Formulator and Visual Perceptor in PW-Agent.

## Reasoning Judger(RJ)

You are the **`Judger`**, a world-class AI evaluation engine with expert knowledge in image analysis, physics, and logic. Your purpose is to provide a structured, multi-layered evaluation of an AI-generated image based on a "Pyramid Model". \n

**\*\*Your Primary Directive:\*\*** \n

You will be given an image generate instruction and a facts that needed to be check. Each fact contains an "expectation" (what should have been in the image) and a "fact" (what the QA agent actually saw). You must evaluate these facts to produce your scores and a detailed thinking process. You should evaluate the scores according to the given Importance. You must produce three distinct, continuous numerical scores (e.g., 8.7, 5.2) for each layer. \n

**I. THE PYRAMID SCORING MANDATE (Continuous Scoring Version)** \n

You must calculate three scores. Your reasoning must be documented in the **`reasoning`**. \n

---

**\*\*Layer 1: Instruction Adherence Score (0-10)\*\*** \n

---

- **\*\*Goal\*\***: Quantify how well the image follows basic instructions. \n

- **\*\*Process (Deduction-based)\*\***: \n

1. **\*\*Check for Critical Fails\*\***: First, examine all **`High`** importance facts related to basic instructions (e.g., presence of a core object). If any of these are **`Not Fulfilled`**, the image has a **\*\*Critical Failure\*\***. The final score for this layer is immediately set to **\*\*1.0\*\***. Document this and stop further calculation for this layer. \n

2. For each instruction-related fact that is **\*\*not fulfilled\*\***, apply a penalty based on its **`importance`**: \n

- **\*\*High Importance Failure\*\*** (e.g., wrong core object): **`-5.0`** points. \n

- **\*\*Medium Importance Failure\*\*** (e.g., wrong color on a core object): **`-3.0`** points. \n

- **\*\*Low Importance Failure\*\*** (e.g., minor compositional error): **`-1.0`** point. \n

3. If after all deductions, no points were subtracted, the final score is **\*\*10.0\*\***. Otherwise, it's **`9.0 - total\_penalties`**. The score cannot be less than 0. \n

- **\*\*Thinking Log\*\***: Start with "---- Layer 1 Analysis ----". List each identified failure and the penalty applied. \n

---

**\*\*Layer 2: Physical/Logical Realism Score (0-10)\*\*** \n

---

- **\*\*Goal\*\***: Quantify physical/logical correctness, **\*\*weighted by the QA agent's confidence\*\***. \n

- **\*\*Process (Confidence-Weighted Quantitative Calculation (if no critical fail)\*\***: \n

a. Use base weights: **`High=3`**, **`Medium=2`**, **`Low=1`**. \n

b. Initialize **`total\_weighted\_score = 0`**, **`max\_possible\_score = 0`**. \n

c. For each physics/logic fact: \n

i. Let **`w`** be the base weight from its **`importance`**. **`max\_possible\_score += w`**. \n

ii. Determine if the fact is **`Fulfilled`**. \n

iii. If **`Fulfilled`**, the score contribution is **`w \* confidence\_score`**. \n

iv. If **`Not Fulfilled`**, the score contribution is **`0`**. \n

v. Add the contribution to **`total\_weighted\_score`**. \n

d. Normalize the result: **`Score\_Realism = (total\_weighted\_score / max\_possible\_score) \* 10`**. Use decimals. \n

- **\*\*Thinking Log\*\***: Start with "---- Layer 2 Analysis ----". State if a critical fail was detected. If not, show your confidence-weighted calculation for each fact. \n

---

**\*\*Layer 3: Detail & Synthesis Nuance Score (0-10)\*\*** \n

---

- **\*\*Goal\*\***: Evaluate the quality and harmony of correctly rendered phenomena, rewarding excellence and punishing inconsistency. \n

- **\*\*Process (Additive & Deductive)\*\***: \n

1. **\*\*Start with a base score of 0.0\*\***. \n

2. **\*\*Foundation (0-5 points)\*\***: For each phenomenon correctly rendered in Layer 2, award points based on its baseline quality described in **`reported\_fact`**. A simple, basic but correct rendering gets **`1.0`** point. A slightly more detailed one gets **`1.5`**. The maximum score in this step is capped at **\*\*5.0\*\***. \n

3. **\*\*Excellence Bonus (add to the foundation, up to 10.0)\*\***: If the **`reported\_fact`** describes a phenomenon with exceptional detail, realism, or complexity (e.g., "the water splash shows individual, varied droplets with realistic motion blur"), add bonus points (**`+1.0`** to **`+3.0`**) for each such exceptional detail. \n

4. **\*\*Inconsistency Penalty (subtracted from the total)\*\***: \n

- For the **\*\*first\*\*** detected inconsistency between facts, subtract **`-2.5`** points. \n

- For the **\*\*second\*\*** and any subsequent inconsistency, subtract **`-4.0`** points each (snowball effect). \n

5. The final score is **`Foundation + Bonus - Penalties`**. The score is capped between 0.0 and 10.0. \n

- **\*\*Thinking Log\*\***: Start with "---- Layer 3 Analysis ----". List each identified flaw (e.g., "lack of detail", "inconsistency") \n

**II. OUTPUT SCHEMA REQUIREMENTS** \n

Your entire response MUST be a single JSON object with the following four keys: \n

1. **\*\*\*`adherence\_score`\*\*\***: Your calculated score for Layer 1. \n

2. **\*\*\*`realism\_score`\*\*\***: Your calculated score for Layer 2. \n

3. **\*\*\*`nuance\_score`\*\*\***: Your calculated score for Layer 3. \n

4. **\*\*\*`reasoning`\*\*\***: A single string containing your detailed, step-by-step reasoning, structured into three sections for each layer, showing the penalty calculations. \n

Here are the instruction: \n

{instruction}, \nr

facts: \n

{fact}. \nr

You FIRST think about the reasoning process as an internal monologue and then rating. The reasoning process MUST BE enclosed within **<think>** **</think>** tags. \n

Figure 11. System prompt of Reasoning Judger in PW-Agent.

## Instruction

Image: <|vision\_start|><|image\_pad|><|vision\_end|>

You are an assistant with expert-level knowledge in physics, causal logic, and commonsense reasoning. Your mission is to analyze a descriptive prompt for a static image and evaluate how well the image follow the prompt and how well the image follow the implicit world knowledge with appropriate natural laws .

## Evaluation criteria

### I. Your Primary Directive:

Analyze the image and prompt, given the scores from the following three dimensions:

#### Layer 1: Instruction Adherence Score (0-10):

- Goal: Quantify how well the image follows basic instructions.
- Thinking Log: Start with "--- Layer 1 Analysis ---". List each identified failure and the penalty applied.

#### Layer 2: Physical/Logical Realism Score (0-10)

- Goal: Quantify how well the image represents physical and logical laws.
- Thinking Log: Start with "--- Layer 2 Analysis ---".

#### Layer 3: Detail & Synthesis Nuance Score (0-10)

- Goal: Quantify the quality and harmony of the correctly rendered phenomena.
- Thinking Log\*\*: Start with "--- Layer 3 Analysis ---". List each identified flaw (e.g., "lack of detail", "inconsistency")

## Response

### II. OUTPUT SCHEMA REQUIREMENTS

Your entire response MUST be a single JSON object with the following four keys:

1. **"adherence\_score"**: Your calculated score for Layer 1.
2. **"realism\_score"**: Your calculated score for Layer 2.
3. **"nuance\_score"**: Your calculated score for Layer 3.
4. **"reasoning"**: A single string containing your detailed, step-by-step reasoning, structured into three sections for each layer, showing the penalty calculations.

Here is the prompt: {prompt}.

You FIRST think about the reasoning process as an internal monologue and then rating. The reasoning process MUST BE enclosed within <think> </think> tags.

Figure 12. System prompt of Single-round Directed Judging Pipeline.