


A SAT-BASED APPROACH FOR SPECIFICATION, ANALYSIS, AND JUSTIFICATION OF REDUCTIONS BETWEEN NP-COMPLETE PROBLEMS

PREDRAG JANIČIĆ 

Faculty of Mathematics, University of Belgrade, Studentski trg 16, 11000 Belgrade, Serbia

ABSTRACT. We propose a novel approach for the development, analysis, and verification of reductions between NP-complete problems. This method uses the URSA system, a SAT-based constraint solver and incorporates features that distinguish it from existing related systems.

1. INTRODUCTION

NP-completeness stands as a cornerstone concept in computational complexity theory and theoretical computer science [Pap95, AB09]. Beyond its theoretical significance, there is also practical importance: identifying a problem as NP-complete signals that a polynomial-time algorithm for its exact solution is highly improbable. This knowledge may guide toward some approximate solution, or toward more effective strategies for tackling real-world instances of such problems. The propositional satisfiability problem (SAT) was the first problem proved to be NP-complete [Coo71, Lev84]. Following this landmark achievement, the standard methodology for establishing that a new problem X is NP-complete involves two key steps: demonstrating that X is in NP, and showing that some known NP-complete problem can be reduced to X in polynomial time. Over the years, this process has been applied to hundreds of problems, establishing their NP-completeness [GJ79, KT07]. While certain reduction techniques share common underlying ideas, proving the NP-completeness for each new problem typically necessitates a novel non-trivial construction. Reductions between problems are utilized not only for proving that a problem belongs to the class of NP-complete problems, but also for demonstrating membership in other complexity classes, establishing the decidability or undecidability of problems [KRS⁺25], and for merely solving instances of one problem by reducing it to another with an available solver. Because of their theoretical and practical importance, reductions have a prominent place also in computer science education, which inevitably brings challenges. As noted in the literature, “reductions are a notorious source of pain for students and instructors alike” [ZHD22] and “reduction proofs, found in textbooks and papers, are often complex and contain subtle errors or gaps in logic, making manual verification tedious and unreliable” [CFG14]. However, there are still only a very few attempts to develop a comprehensive toolkit, an overarching framework, or a dedicated specification language designed to aid in the development, analysis, or verification of reductions between NP-complete problems [CFG14, ZHD22, GVVZ24]. This paper introduces a novel approach aimed at streamlining and supporting the intricate process

Key words and phrases: complexity classes, NP-completeness, SAT problem.

of working with NP-complete problem reductions. The presented approach is primarily a systematic methodology for dealing with reductions between NP-complete problems, utilizing the existing constraint-solving tool, URSA. In this work we assume that reductions are designed (and implemented) by a human, although there are approaches for finding reductions automatically [CIM10, JK13].

In the following text, we will consider several NP-problem from the seminal Karp's list of 21 NP-complete problems [Kar72]: SAT, 3SAT, 3-colourability, k -clique, and l -vertex cover. The problem SAT will have two distinct roles: (i) it is analysed and used just as other NP-complete problems; (ii) solving NP-complete problems and verification of reductions among them (for fixed sizes) are, within the URSA system, transformed to SAT instances and solved by underlying SAT solvers.

Overview of the paper. The rest of the paper is organized as follows. In Section 2 we give a brief background on NP-completeness, SAT problem, and URSA system. In Section 3 we describe how to solve instances of an NP-complete problem using URSA, while in Section 4 we describe how to represent reductions within NP-complete problem using URSA. In Section 5 we show how the correctness or soundness of reductions can be verified. In Section 6 we discuss related work and in Section 7 we draw final conclusions.

2. BACKGROUND

2.1. NP-completeness. A decision problem is a question with a yes/no answer for any given input. The class of problems known as NP (nondeterministic polynomial time) is the set of decision problems that a nondeterministic Turing machine can solve in polynomial time [AB09]. If a potential solution (a certificate, a witness) for an instance of some NP problem is given, it can be checked whether it is correct in polynomial time. Note that checking a certificate is completely different from searching for it. If x is an instance of the problem X , and if c_x is a correct certificate for it, we will denote that by $Cert_X(x, c_x)$.

A decision problem X is called NP-hard if any problem Y from NP can be reduced to it in polynomial time, denoted $Y \leq_p X$. Therefore, if one can solve an NP-hard problem X in polynomial time, they can also solve any other problem from the NP class in polynomial time.

A problem is NP-complete if it is both in NP and is NP-hard. The satisfiability problem (SAT) was the first problem proven to be NP-complete, and it remains a cornerstone of computational complexity theory [Coo71, Lev84]. To prove a new problem X is NP-complete, instead of following the formal definition, it is sufficient to prove two things [Pap95, AB09]:

- (1) X is in NP;
- (2) for some NP-complete problem Y it holds $Y \leq_p X$.

To show $Y \leq_p X$, for an arbitrary instance y of Y , it is sufficient to construct, in polynomial time, an instance $x = \mathcal{T}(y)$ of X , such that y has the answer “yes” iff x has the answer “yes”. In other words, the following has to be proved:

$$\forall y \in Y \quad (\exists c_y \text{ Cert}_Y(y, c_y) \Leftrightarrow (\exists c_x \text{ Cert}_X(\mathcal{T}(y), c_x)))$$

In concrete proofs, however, instead of *existence* of a certificate for $\mathcal{T}(y)$, a potential solution c_x obtained by a translation closely related to \mathcal{T} (hence we will also denote it by \mathcal{T}) is often

considered, and it is proved:

$$\forall y \in Y \quad \forall c_y \quad (Cert_Y(y, c_y) \Leftrightarrow Cert_X(\mathcal{T}(y), \mathcal{T}(c_y)))$$

The above reduction correctness condition has two directions, called *completeness*:

$$\forall y \in Y \quad (\exists c_y \quad Cert_Y(y, c_y) \Rightarrow (\exists c_x \quad Cert_X(\mathcal{T}(y), c_x)))$$

or

$$Cert_Y(y, c_y) \Rightarrow Cert_X(\mathcal{T}(y), \mathcal{T}(c_y))$$

and *soundness*:

$$\forall y \in Y \quad (\exists c_x \quad Cert_X(\mathcal{T}(y), c_x) \Rightarrow (\exists c_y \quad Cert_Y(y, c_y)))$$

or

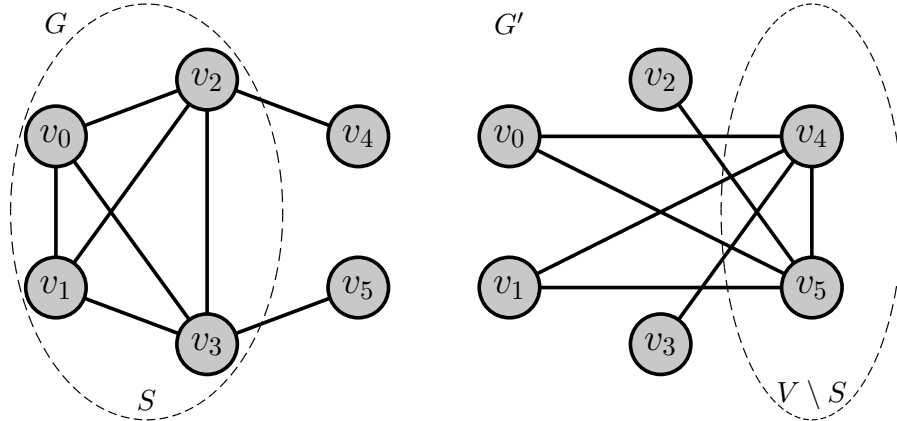
$$Cert_X(\mathcal{T}(y), \mathcal{T}(c_y)) \Rightarrow Cert_Y(y, c_y)$$

Example 2.1 (Clique to Vertex Cover reduction). f A *clique* of a graph G is a subset S of vertices such that it forms a complete subgraph in G . A *k-clique problem* is the decision problem of determining whether a graph G has a clique with at least k vertices.

A *vertex cover* of a graph G is a subset S of vertices such that every edge has at least one end in S . A *l-vertex cover problem* is the decision problem of determining whether a graph G has a vertex cover with at most l vertices.

Let us prove that *l-vertex cover problem* is NP-complete assuming that *k-clique problem* is NP-complete.

- (1) Given a potential solution, a set S , we can check in polynomial time all the edges and confirm if S is indeed a l -vertex cover. Hence, *l-vertex cover problem* is in NP.
- (2) Now, let us show k -clique $\leq_p l$ -vertex. Let y be an instance of the k -clique problem: “does G contain a clique of size least k ?”, where $G(V, E)$ is a graph with n vertices. Let G' be the complement graph for G : the sets of the vertices of G and G' are the same, and in G' there is an edge between two vertices iff there is no edge between these two vertices in G . Obviously, G' can be constructed in polynomial time. Now it holds: G has a clique of the size at least k iff G' has a vertex cover of the size at most l , where $l = n - k$. More concretely, G has a clique S of the size at least k , iff G' has a vertex cover $V \setminus S$, which is of the size at most $n - k$. Let us prove that.



\Rightarrow : Let us suppose that G has a k -clique, made of set of nodes S . None of the edges between these nodes belong to G' . Let us prove that $V \setminus S$ indeed forms a vertex cover (of size at most $n - k$), i.e., let us prove that for an arbitrary edge e from G'

at least one of its ends belong to $V \setminus S$. Since e belongs to G' , it does not belong to G . Therefore, at least one of its ends does not belong to S (since S forms a clique). Therefore, at least one of ends of e belong to $V \setminus S$.

\Leftarrow : Let us suppose that G' has a vertex cover $V \setminus S$ of size at most $n - k$. Let us prove that S forms a k -clique in G . For an arbitrary edge from G' , one of its ends belongs to $V \setminus S$ or both. Then, if none of two vertices of an edge belong to $V \setminus S$ (i.e., if they belong to S), then that edge does not belong to G' , so it belongs to G . In other words, if two nodes of G belong to S , then the edge connecting them must be in G .

If y is an instance of the k -clique problem “does G contain a clique of size at most k ?”, and x is a corresponding instance of the l -vertex cover problem “does G' contain a cover of size at least $n - k$?”, using the above notation, $\mathcal{T}(y) = x$, $\mathcal{T}(S) = V \setminus S$ and

$$Cert_{k\text{-clique}}(y, S) \Leftrightarrow Cert_{l\text{-vertex cover}}(x, V \setminus S) \Leftrightarrow Cert_{l\text{-vertex cover}}(\mathcal{T}(y), \mathcal{T}(S))$$

2.2. SAT Problem and SAT Solvers. SAT is the problem of deciding if a given propositional formula in conjunctive normal form (CNF) is satisfiable, i.e., if there is any assignment to variables such that all clauses are true. Most of the state-of-the-art complete SAT solvers are CDCL (conflict-driven, clause-learning) based extensions of the Davis-Putnam-Logemann-Loveland algorithm (DPLL) [DP60, DLL62, BHvMW09]. In recent decades, a huge advance have been made in SAT solving technology [MMZ⁺01, ES04, ZM02, BHvMW09]. These advances in SAT solving make possible deciding satisfiability of some industrial SAT problems with tens of thousands of variables and millions of clauses.

2.3. System URSA. The open-source constraint solving system URSA¹ [Jan10] is based on reduction to the propositional satisfiability problem (SAT). In URSA, the problem is specified in a language which is imperative and similar to C, but at the same time, is declarative, since the user does not have to provide a solving mechanism for the given problem. URSA supports two types of variables: natural numbers (with names beginning with **n**, e.g., **nX**) and Booleans (with names beginning with **b**, e.g., **bX**), with a wide range of C-like operators (arithmetic, relational, logical, and bitwise). Variables can have concrete (ground) values, or symbolic values in which case they are represented internally by vectors of propositional formulae. These vectors have a fixed, given size (the default is 8). There is support for procedures and there are control-flow structures (in the style of C). Loops must have known, ground bounds, and **break** cannot be used. Also, if-statements can be applied only on ground expressions, and arrays can be accessed only with ground indices. Although they are not available in C (it would be natural if they were), in URSA there are operator **^^** for logical exclusive disjunction, and compound assignment operators **&&=**, **||=**, **^=** with semantics defined in the same spirit as, for instance, **+=** from C. There is an **ite** function (corresponding to the operator **?:** from C), and it can have any argument either ground or symbolic. An URSA specification is symbolically executed [Kin76, PV09] and the asserted condition given by the user is translated to a propositional formula. It is then transformed into CNF and passed to one of the underlying SAT solvers. If this formula is satisfiable, the

¹<https://github.com/janicipredrag/ursa>

system can return one model or all its models and provides values of the variables initially undefined.

Example 2.2. Consider a trivial problem: if nv equals $nu + 1$, find a value for nu such that nv equals 2. If a value of nu is given in advance, one could easily check whether it is a solution of the problem. Indeed, one would assign $nu + 1$ to nv and finally check whether nv equals 2. Such test can be written in the form of an imperative C-like code (where `assert(b)` checks whether `b` is true) as follows:

```
nv = nu+1;
assert(nv==2);
```

However, since `nu` is not given, URSA treats it as unknown, translates the condition `nv==2` to SAT, solves it, and uses the model found to provide the sought value for `nu`: 1.

Example 2.3. A linear congruential pseudorandom number generator is defined by a recurrence relation of the form:

$$x_{n+1} \equiv (ax_n + c) \pmod{m} \quad (\text{for } n \geq 0)$$

where x_0 is the *seed* value ($0 \leq x_0 < m$). One example of such relation is:

$$x_{n+1} \equiv (1664525x_n + 1013904223) \pmod{2^{32}} \quad (\text{for } n \geq 0)$$

It is trivial to compute elements of this sequence if the seed value is given. The check that x_{100} is indeed equal to the given value if the seed is equal to $nseed$ can be simply written in the form of an imperative C-like code as follows (assuming that numbers are represented by 32 bits, and `nseed` is a concrete value):

```
nx=nseed;
for(ni=1;ni<=100;ni++)
  nx=nx*1664525+1013904223;
assert(nx==2365677197);
```

However, it is non-trivial to compute x_0 given the value x_{100} . Still, the very same test shown above can serve as a specification of this problem, with `nseed` kept undefined. The URSA system, using the above specification with the representation length 32, generates a formula with 108132 variables and 366532 clauses. The solution of the problem (a required value for `nseed`: 2025), is found in less than 0.5s (including the generating and solving phase).

Note that the specifications given above also cover the information on what variables are unknown and have to be determined so that the constraints are satisfied — those are variables that appear within commands before they were defined. So, the above code is a full and precise specification of the problem, up to the interval of the variables (i.e., the length of vectors of formulae).

The URSA system has been used for solving problems from various domains including cryptography [Kir15], geometry combinatorial problems [SMJ16], chess [MJ13], and automated theorem proving [JN22].

3. SOLVING NP-COMPLETE PROBLEMS USING URSA

The imperative-declarative nature of the URSA system allows for an elegant solution of NP-complete problem instances. Due to URSA's declarative nature, implementing a problem solver requires only specifying a certificate checking procedure rather than complex search

techniques. Furthermore, its imperative features enable the certificate check implementation to be very similar (or even identical) to one implemented in a language like C.

Example 3.1 (k -clique solver). In order to prove that the k -clique problem belongs to NP, one must demonstrate that it admits a polynomial-time verification of certificate (in terms of the input size). A suitable certificate S is a subset of the graph's nodes. The required check is to verify that S forms a complete subgraph (a clique) and that its size is at least k . We can easily specify the certificate verification procedure in URSA, as shown in Figure 1. In the shown example (left),² the given graph has 6 nodes (denoted 0, 1, 2, 3, 4, 5), k i.e., `nK_clique` equals 4 (the same as in Example 2.1), the adjacency matrix (i.e., its proper upper part, since the graph is undirected) is given by the array `bE_clique`, and the certificate is given by the array `bBelongsClique` stating which nodes belongs to the (potential) clique. The certificate verification, given at the end, is obviously of quadratic time, so the k -clique problem indeed belongs to NP.

At the end of the shown code, the variable `bClique` will have the value `true`. All of the above is straightforward and looks, more or less, like a certificate verification code that one would write in C. But URSA allows omitting assignments to elements of the certificate — `bBelongsClique` (Figure 1, right). Then, its elements will be treated as symbolic values, and if `bClique` is asserted (at the end), URSA will try to find values of symbolic variables such that `bClique` is true. URSA will translate this task to SAT, solve it and give the following result, i.e., a correct certificate/solution:

```
bBelongsClique[0]=true;
bBelongsClique[1]=true;
bBelongsClique[2]=true;
bBelongsClique[3]=true;
bBelongsClique[4]=false;
bBelongsClique[5]=false;
```

The above confirms that there is a sought clique of size at least 4, so for the given instance, the answer is “yes”.

Example 3.2 (l -vertex cover solver). The URSA code shown in Figure 2 gives a solver for l -vertex cover problem, with one concrete input instance given (the same as in Example 2.1). A certificate is formed by elements of the array `bBelongs_vertexCover` — those that belongs to the vertex cover.

For the given instance, URSA returns the following solution:

```
bBelongs_vertexCover[0]=false;
bBelongs_vertexCover[1]=false;
bBelongs_vertexCover[2]=false;
bBelongs_vertexCover[3]=false;
bBelongs_vertexCover[4]=true;
bBelongs_vertexCover[5]=true;
```

The above examples illustrate how an instance of a NP-complete problems X can be easily solved using URSA, by giving only the certificate verification procedure. The general scheme consists of the two modules:

²URSA specifications are stored as plain text files, colour annotations given here are used for presentation purposes only.

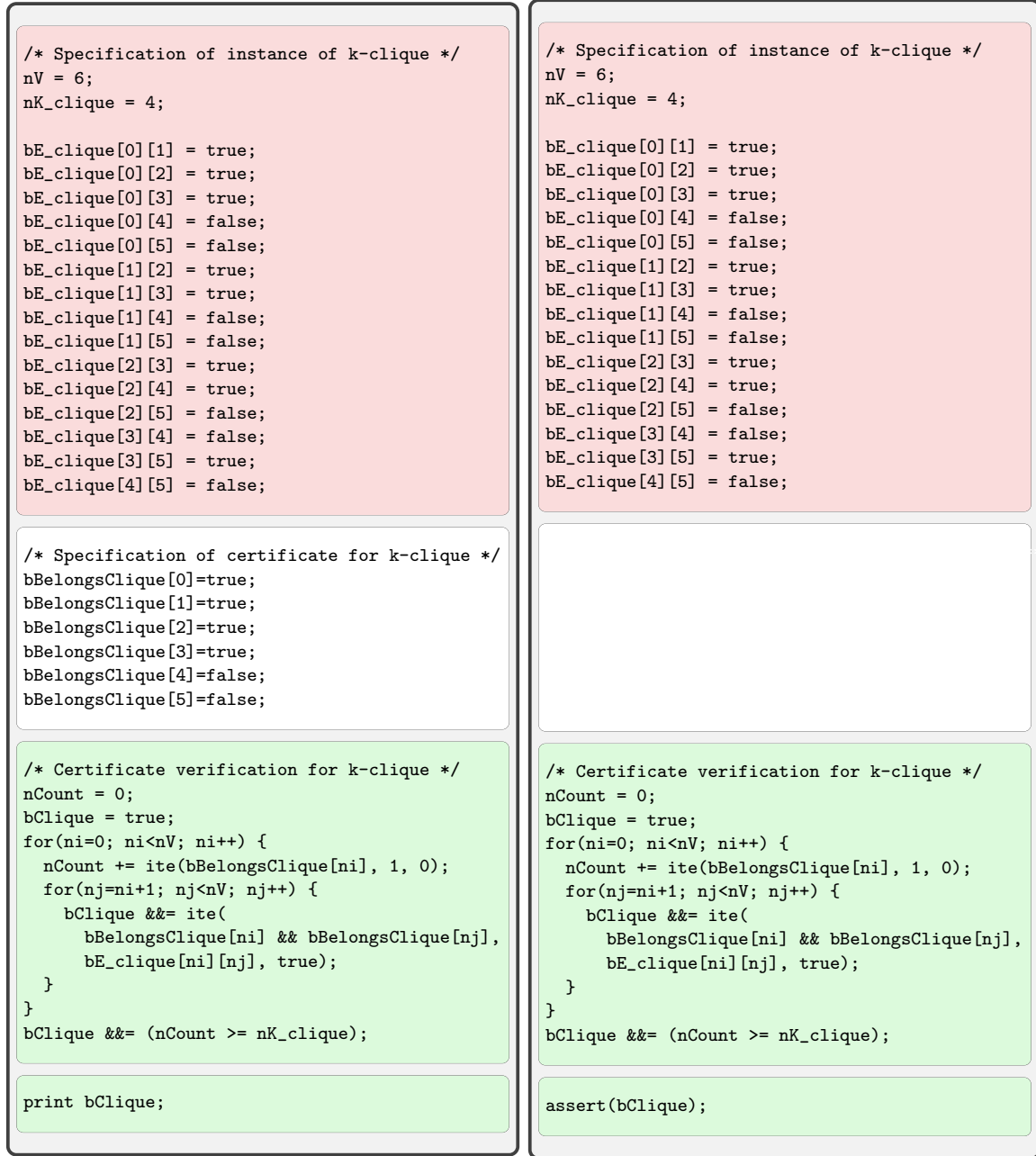
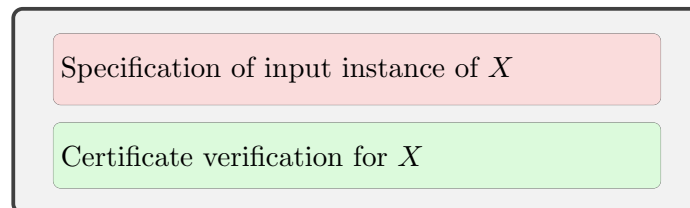


Figure 1: Code for solving k -clique problem: verifying that a concrete certificate is correct (left) and finding a certificate for given instance (right)



```

/** Specification of instance of l-vertexCover */
nV = 6;
nL_vertex_cover = 2;

bE_vertexCover[0][1] = false;
bE_vertexCover[0][2] = false;
bE_vertexCover[0][3] = false;
bE_vertexCover[0][4] = true;
bE_vertexCover[0][5] = true;
bE_vertexCover[1][2] = false;
bE_vertexCover[1][3] = false;
bE_vertexCover[1][4] = true;
bE_vertexCover[1][5] = true;
bE_vertexCover[2][3] = false;
bE_vertexCover[2][4] = false;
bE_vertexCover[2][5] = true;
bE_vertexCover[3][4] = true;
bE_vertexCover[3][5] = false;
bE_vertexCover[4][5] = true;

/** Certificate verification for l-vertexCover */
nCount = 0;
bVertexCover = true;
for(ni=0; ni<nV; ni++) {
  nCount += ite(bBelongs_vertexCover[ni], 1, 0);
  for(nj=ni+1; nj<nV; nj++) {
    bVertexCover &&= ite(bE_vertexCover[ni][nj],
      bBelongs_vertexCover[ni] || bBelongs_vertexCover[nj], true);
  }
}
bVertexCover &&= (nCount <= nL_vertex_cover);

assert(bVertexCover);

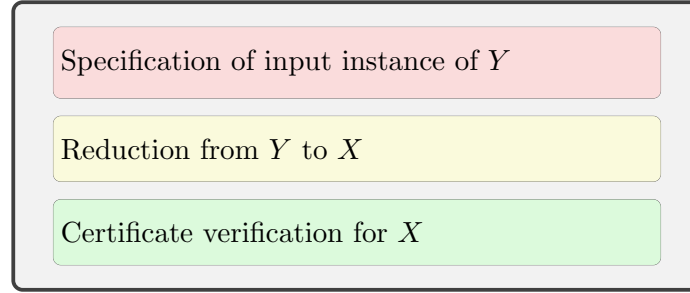
```

Figure 2: Code for solving l -vertex cover problem

The approach described above provides a method for solving instances of an NP-complete problem. Because the solving process utilizes the URSA system and then proceeds via the SAT problem, it is unlikely to be as computationally efficient as an optimized, custom-designed solution. Nonetheless, this method remains valuable for smaller instances or as a rapid alternative when a specialized custom solver is not readily available.

4. REDUCTIONS BETWEEN NP-COMPLETE PROBLEMS USING URSA

Given the components described in Section 3, and the reduction components for pairs of problems, we can easily combine them together to get new solvers for NP-complete problems via reductions. A general scheme is as follows:



Example 4.1 (k -clique to l -vertex cover reduction). Figure 3 shows how the reduction of k -clique problem to l -vertex cover problem, as described in Section 2, can be implemented in URSA.

The input instance of k -clique problem is given by the size of the graph, the value k , and the proper upper part of the adjacency matrix (**bE_clique**) (the same as in Example 3.1). This input instance is transformed to an input instance of the l -vertex cover problem, with the graph size n the same as for the input instance, $l = n - k$, and the appropriate proper upper part of the adjacency matrix (**bE_vertexCover**). The certificate verification code for the l -vertex problem is as in Example 3.2.

For the given instance, URSA returns the positive answer and (again) the following solution (for the target, l -vertex cover problem):

```
bBelongs_vertexCover[0]=false;
bBelongs_vertexCover[1]=false;
bBelongs_vertexCover[2]=false;
bBelongs_vertexCover[3]=false;
bBelongs_vertexCover[4]=true;
bBelongs_vertexCover[5]=true;
```

Notice that the certificate verification procedure for the l -vertex cover problem obviously confirms that the problem is in NP (since it is of polynomial complexity in input size), while the reduction procedure obviously confirms that the problem is NP-hard (since it is of polynomial complexity in input size). Therefore, if the k -clique problem is NP-complete so is the l -vertex problem.

Example 4.2 (l -vertex cover to k -clique reduction). In the same style as in the previous example, we can easily implement a reduction in the opposite direction: from l -vertex problem to k -clique problem. The URSA code, given in Figure 4, is again self-explanatory.

For the given instance, URSA returns the positive answer and (again) the following solution (for the target problem):

```
bBelongs[0]=true;
bBelongs[1]=true;
bBelongs[2]=true;
bBelongs[3]=true;
bBelongs[4]=false;
bBelongs[5]=false;
```

The above approach allows us to develop another new family of NP-complete problem solvers that rely on reductions (notice that a solver for Y is obtained as a by-product of proving that X is NP-complete). Because these solvers involve URSA processing, reduction

```

/** Specification of instance of k-clique */
nV = 6;
nK_clique = 4;

bE_clique[0][1] = true;
bE_clique[0][2] = true;
bE_clique[0][3] = true;
bE_clique[0][4] = false;
bE_clique[0][5] = false;
bE_clique[1][2] = true;
bE_clique[1][3] = true;
bE_clique[1][4] = false;
bE_clique[1][5] = false;
bE_clique[2][3] = true;
bE_clique[2][4] = true;
bE_clique[2][5] = false;
bE_clique[3][4] = false;
bE_clique[3][5] = true;
bE_clique[4][5] = false;

/** Reduction from k-clique to l-vertexCover */
nL_vertexCover = nV - nK_clique;
for(ni=0; ni<nV; ni++) {
    for(nj=ni+1; nj<nV; nj++) {
        bE_vertexCover[ni][nj] = !bE_clique[ni][nj];
    }
}

/** Certificate verification for l-vertexCover */
nCount = 0;
bVertexCover = true;
for(ni=0; ni<nV; ni++) {
    nCount += ite(bBelongs_vertexCover[ni], 1, 0);
    for(nj=ni+1; nj<nV; nj++) {
        bVertexCover &&= ite(bE_vertexCover[ni][nj],
            bBelongs_vertexCover[ni] || bBelongs_vertexCover[nj], true);
    }
}
bVertexCover &&= (nCount <= nL_vertexCover);

assert(bVertexCover);

```

Figure 3: Code for k -clique to l -vertex cover reduction

and, finally, SAT solving — they are unlikely to surpass the efficiency of optimized, dedicated solvers. Conversely, the primary advantage of this solving paradigm lies in the rapid prototyping of reductions and the provision for their justification. Specifically, if a reduction from problem Y to X is developed, one can test it, by a set of input instance, by confirming it produces the same yes/no output as a solver for Y directly encoded in URSA (without a need for a dedicated solver for either X or Y).

```

/** Specification of instance of l-vertexCover */
nV = 6;
nL_vertexCover = 2;

bE_vertexCover[0][1] = false;
bE_vertexCover[0][2] = false;
bE_vertexCover[0][3] = false;
bE_vertexCover[0][4] = true;
bE_vertexCover[0][5] = true;
bE_vertexCover[1][2] = false;
bE_vertexCover[1][3] = false;
bE_vertexCover[1][4] = true;
bE_vertexCover[1][5] = true;
bE_vertexCover[2][3] = false;
bE_vertexCover[2][4] = false;
bE_vertexCover[2][5] = true;
bE_vertexCover[3][4] = true;
bE_vertexCover[3][5] = false;
bE_vertexCover[4][5] = true;

/** Reduction from l-vertexCover to k-clique */
nK_clique = nV - nL_vertexCover;
for(ni=0; ni<nV; ni++) {
  for(nj=ni+1; nj<nV; nj++) {
    bE_clique[ni][nj] = !bE_vertexCover[ni][nj];
  }
}

/** Certificate verification for k-clique */
nCount = 0;
bClique = true;
for(ni=0; ni<nV; ni++) {
  nCount += ite(bBelongs[ni], 1, 0);
  for(nj=ni+1; nj<nV; nj++) {
    bClique &&= ite(bBelongs[ni] && bBelongs[nj], bE_clique[ni][nj], true);
  }
}
bClique &&= (nCount >= nK_clique);

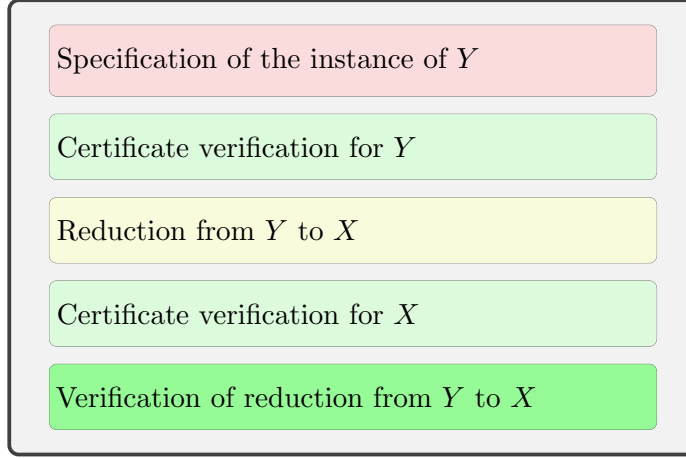
assert(bClique);

```

Figure 4: Code for l -vertex cover to k -clique reduction

5. VERIFICATION OF REDUCTIONS BETWEEN NP-COMPLETE PROBLEMS USING URSA

The correctness of a reduction from problem Y to X , when specified in the URSA language, can be as mentioned previously, readily tested for individual instances. However, it would be significantly more valuable if the reduction could be justified automatically, at least to a certain extent. We will demonstrate that this is indeed possible. The overall scheme is as follows:



Example 5.1 (verification of k -clique to l -vertex cover reduction). Let us illustrate the verification mechanism on reduction of the k -clique to the l -vertex cover problem, as given in Example 4.1. Consider the URSA code in Figure 5, with most of the fragments already presented.

The final value of `bClique` is a propositional formula that is satisfiable iff, for the given input instance, the answer is “yes”. Conversely, the final value of `bVertexCover` is a propositional formula that is satisfiable iff, for the reduced input instance, the answer is “yes”. Notice that in the above URSA code, only the size of the input instance is provided. Consequently, the elements of the adjacency matrix `bE_clique` are treated as symbolic values, meaning that `bClique` and `bVertexCover` collectively encompass all possible input graphs of the given size. For checking correctness, one might be tempted to check *incorrectness*: to assert that `bClique` and `bVertexCover` are different (`assert(bClique ^^ bVertexCover)`), hoping that the resulting unsatisfiability (“no solution”), i.e., absence of counterexamples, would ensure the correctness of the reduction. However, this is wrong: the formulas `bClique` and `bVertexCover` are not necessarily logically equivalent; rather, they are *equisatisfiable* — one is satisfiable if and only if the other is satisfiable. Therefore, the assertion `assert(bClique ^^ bVertexCover)` could succeed and yield a correct certificate for one problem and wrong certificate for another, which proves nothing. What has to be done in this case, is that one must also ensure the relationship between the certificates for the two problems and add that condition to the assertion: `assert((bClique ^^ bVertexCover) && bCertificateReduction)`. This assertion has no solutions and that confirms correctness for $k = 4$, for *any* graph with 6 vertices. By changing the constants `nV` and `nK_clique`, we can check correctness for any input size. For instance, for $k = 20$ and graphs with 50 vertices, for the given assertion URSA generates a formula with 6430 variables and 21811 clauses. An underlying SAT solver then confirms (in around 2 sec³) that there is no model (i.e., there is no counterexample), confirming that the reduction is correct for $k = 20$, for *any* graph with 50 vertices.

The example above confirms that, in certain cases, we can verify the correctness of a reduction between two NP-complete problems. However, two important caveats must be noted. First, verifying correctness in this manner does not constitute a general proof. Instead, it is, fundamentally, an enumeration-based argument confirming the reduction’s validity *only* for the given size of input instances. Second, for some reductions, using a

³On a computer running Linux, with an Intel i7-5500U cpu2.40GHz×4 and 16GB.

```

/** Specification of the size of instance of k-clique */
nV = 6;
nK_clique = 4;

/** Certificate verification for k-clique */
nCount = 0;
bClique = true;
for(ni=0; ni<nV; ni++) {
    nCount += ite(bBelongsClique[ni], 1, 0);
    for(nj=ni+1; nj<nV; nj++) {
        bClique &&= ite(bBelongsClique[ni] && bBelongsClique[nj], bE_clique[ni][nj], true);
    }
}
bClique &&= (nCount >= nK_clique);

/** Reduction from k-clique to l-vertexCover */
nL_vertexCover = nV - nK_clique;
for(ni=0; ni<nV; ni++) {
    for(nj=ni+1; nj<nV; nj++) {
        bE_vertexCover[ni][nj] = !bE_clique[ni][nj];
    }
}

/** Link between certificate for k-clique and certificate for l-vertexCover */
bCertificateReduction = true;
for(ni=0; ni<nV; ni++) {
    bCertificateReduction &&= (bBelongsVertexCover[ni] ^^ bBelongsClique[ni]);
}

/** Certificate verification for l-vertexCover */
nCount = 0;
bVertexCover = true;
for(ni=0; ni<nV; ni++) {
    nCount += ite(bBelongsVertexCover[ni], 1, 0);
    for(nj=ni+1; nj<nV; nj++) {
        bVertexCover &&= ite(bE_vertexCover[ni][nj],
                           bBelongsVertexCover[ni] || bBelongsVertexCover[nj],
                           true);
    }
}

bVertexCover &&= (nCount <= nL_vertexCover);

assert((bClique ^^ bVertexCover) && bCertificateReduction);

```

Figure 5: Code for verification of k -clique to l -vertex cover reduction

relationship between the potential certificates for the two problems is still insufficient, as we will illustrate with the following, more elaborated examples.

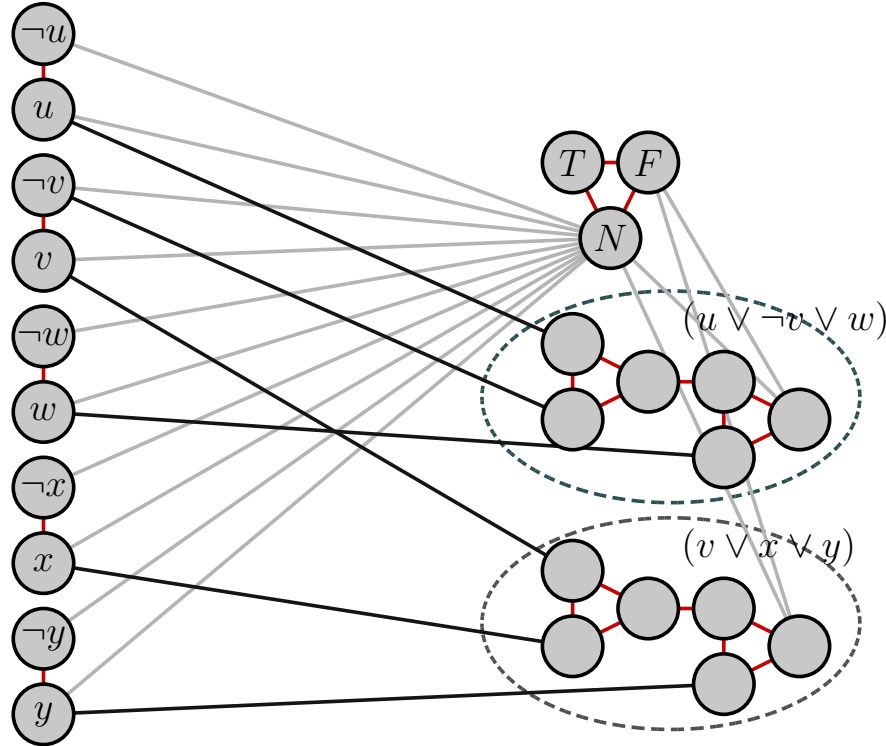
Example 5.2 (verification of 3SAT to 3colouring reduction). 3SAT is a variant of SAT problem in which each clause has exactly three literals.

For a graph G with n vertices there is k -colouring if graph's vertices can be labeled by k colours such that no two adjacent vertices share the same colour. For $k > 2$, the k -colouring problem is NP-complete.

We can prove that the 3-colouring problem is NP-complete, by showing that it belongs to NP, and by reducing 3SAT to it (assuming that it is already known that 3SAT is NP-complete, see Example 5.3). In the standard reduction, the resulting graph is constructed as follows [KT07]:

- Three nodes⁴ T , F , N are constructed and connected by edges.
- For each variable v from the input 3SAT formulae, the nodes v and $\neg v$ are constructed, connected, and both connected to the node N .
- For each clause from the input 3SAT formulae, one “gadget graph” (see figure below) is created, with its three “inputs” connected to three nodes in the clause, and with its output connected to both the node N and the node F .

The input 3SAT formula is satisfiable iff the resulting graph is 3-colourable. The figure below illustrates the reduction for the input 3SAT formula $(u \vee \neg v \vee w) \wedge (v \vee x \vee y)$.⁵



The following URSA code implements the above reduction. The input clauses are assumed to be in the array `nC`, but note that the code works with symbolic input formulae, not concrete ones. The values `nC_3SAT[i][0]`, `nC_3SAT[i][1]`, `nC_3SAT[i][2]` are indices of all three literals in the i th 3SAT clause (from the sequence $x_0, \neg x_0, x_1, \neg x_1, \dots$). The output graph adjacency matrix is also symbolic and stored in the array `bE_colouring`.

⁴Sometimes called True, False, and Neutral or Base node.

⁵Example from <https://cgi.csc.liv.ac.uk/~igor/COMP309/3CP.pdf>

```

/* Specification of size of instance of 3SAT */
nN_3SAT = 5;
nClauses = 2;

```

```

/** Certificate verification for 3SAT */
b3SAT = true;
for(ni=0; ni<nClauses; ni++) {
    b = false;
    for(nj=0; nj<3; nj++) {
        for(nk=0; nk<nN_3SAT; nk++) {
            b ||= ite(nC[ni][nj] == 2*nk, bV[nk], false);
            b ||= ite(nC[ni][nj] == 2*nk+1, !bV[nk], false);
        }
    }
    b3SAT &&= b;
}

b3SATVarSet = true;
for(ni=0; ni<nClauses; ni++) {
    for(nj=0; nj<3; nj++) {
        b3SATVarSet &&= (nC[ni][nj] < 2*nN_3SAT);
    }
}

```

```

/** Reduction from 3SAT to 3-colouring */
/*
Target graph:
Nodes:
    0: nNodeFalse, 1: nNodeTrue, 2: nNodeNeutral
Nodes (for each variable - two graph nodes):
    3: v0, 4: ~v0, ... 3 + 2*(n-1): v_{n-1}, 4 + 2*(n-1): ~v_{n-1} (for n==nN_3SAT)
Gadget nodes (for each clause one gadget with 6 nodes):
    3+2*n, 4+2*n, 5+2*n, 6+2*n, 7+2*n, 8+2*n
    ...
    3+2*n+6*(c-1), 4+2*n+6*(c-1), 5+2*n+6*(c-1), 6+2*n+6*(c-1), 7+2*n+6*(c-1), 8+2*n+6*(c-1)
*/
nNodesColouring = 3 + 2*nN_3SAT + 6*nClauses;

nNodeFalse = 0;
nNodeTrue = 1;
nNodeNeutral = 2;

/* Initially reset all edges */
for(ni=0; ni < nNodesColouring; ni++) {
    for(nj=ni+1; nj < nNodesColouring; nj++) {
        bE_colouring[ni][nj] = false;
    }
}

/* Connect nodes T, N, F */
bE_colouring[nNodeFalse][nNodeTrue] = true;
bE_colouring[nNodeFalse][nNodeNeutral] = true;
bE_colouring[nNodeTrue][nNodeNeutral] = true;

/* Connect nodes v, ~v, N */
for(ni=3; ni<3 + 2*nN_3SAT; ni += 2) {
    bE_colouring[nNodeNeutral][ni] = true;
    bE_colouring[nNodeNeutral][ni+1] = true;
}

```

```

    bE_colouring[ni][ni+1] = true;
}

/* For each clause make a "gadget graph"
-0\
 | 3-4\ /N
-1/  | 5
    -2/ \F
*/
for(ni=0; ni<nClauses; ni++) {
    nS = 3 + 2*nN_3SAT + 6*ni;
    bE_colouring[nS][nS+1] = true;
    bE_colouring[nS][nS+3] = true;
    bE_colouring[nS+1][nS+3] = true;
    bE_colouring[nS+3][nS+4] = true;
    bE_colouring[nS+2][nS+4] = true;
    bE_colouring[nS+2][nS+5] = true;
    bE_colouring[nS+4][nS+5] = true;
    bE_colouring[nNodeFalse][nS+5] = true;
    bE_colouring[nNodeNeutral][nS+5] = true;
    for(nj=0; nj<2*nN_3SAT; nj++) {
        bE_colouring[3+nj][nS] = (nC[ni][0] == nj);
        bE_colouring[3+nj][nS+1] = (nC[ni][1] == nj);
        bE_colouring[3+nj][nS+2] = (nC[ni][2] == nj);
    }
}

/** Certificate reduction between 3SAT and 3-colouring */
bCertificateReduction = true;
for(ni=0; ni<nN_3SAT; ni++) {
    bCertificateReduction &&= !((nColour[3+2*ni]==nColour[nNodeTrue]) ^^ bV[ni]);
}

```

```

/** Certificate verification for 3-colouring */
bNumberOfColours = true;
for(ni=0; ni<nNodesColouring; ni++) {
    bNumberOfColours &&= (nColour[ni] < 3);
}

b3colouring = true;
for(ni=0; ni<nNodesColouring; ni++) {
    for(nj=ni+1; nj<nNodesColouring; nj++) {
        b3colouring &&= ite(bE_colouring[ni][nj], nColour[ni] != nColour[nj], true);
    }
}

```

```

assert(b3SATVarSet && bNumberOfColours && !b3SAT && b3colouring && bCertificateReduction);

```

The final values of `b3SATVarSet` and `bNumberOfColours` are propositional formulae that ensure that certificates are legal (i.e., there are only n propositional variables and that there are only 3 colours). The final value of `b3SAT` is a propositional formula such that `b3SAT && b3SATVarSet` is satisfiable iff, for the given input 3SAT instance, the answer is “yes”. Conversely, the final value of `b3colouring` is a propositional formula that is satisfiable iff, for the instance obtained by reduction, the answer is “yes”. Notice that in the above URSA code, only the size of the input instance is provided. Consequently, the elements of the input 3SAT formula are treated as symbolic values, meaning that `b3SAT` and `b3colouring`

collectively encompass all possible input formulae of the given size. Following the previous examples, one may be tempted to assert

```
assert(b3SATVarSet && bNumberOfColours && (b3SAT ^^ b3colouring)
      && bCertificateReduction,
```

hoping that the resulting unsatisfiability (“no solution”) would ensure the correctness of the reduction. However, this is wrong: the formulas **b3SAT** and **b3colouring** are equisatisfiable (similarly as in Example 5.1), but in this case they do not share all variables. The variables occurring in **b3colouring** but not in **b3SAT** are not constrained by **bCertificateReduction** and hence the above assertion does not lead to ensured correctness. Still, since the set of variables in **b3colouring** is a strict superset of the set of variables in **b3SAT**, if **b3colouring** is true in some valuation, **b3SAT** will be true too. Effectively, this means that it can be easily shown that the reduction is sound using the assertion:

```
assert(b3SATVarSet && bNumberOfColours && !b3SAT && b3colouring
      && bCertificateReduction).
```

Soundness means that if the reduced (target) instance is a “yes” instance (e.g., satisfiable), then the original problem instance must also be a “yes” instance. This soundness property is vital because it ensures that the reduction does not introduce “false positives” (i.e., a solvable target instance from an unsolvable source instance). Of course, this kind of check ensures the soundness only for a given input size, but for *all* 3SAT formulae of that size. By changing the parameters (number of variables and clauses), we can check the reduction soundness for any input size. For instance, for 10 variables and 15 clauses, URSA generates a formula with 12792 variables and 57926 clauses. A SAT solver then confirms, in around 42s, that there is no model, confirming that the reduction is sound for this instance size, for *any* 3SAT formula.

Example 5.3 (verification of SAT to 3SAT reduction). 3SAT problem is in NP, and also NP-hard, which can be shown by reducing SAT to it (in polynomial time). The standard SAT to 3SAT reduction is as follows. Let x be an instance of SAT. Each clause of x of length different from 3, will be transformed into a set of clauses of length 3:

- A clause with one literal l_1 is replaced by four clauses: $l_1 \vee v \vee u$, $l_1 \vee v \vee \neg u$, $l_1 \vee \neg v \vee u$, and $l_1 \vee \neg v \vee \neg u$, where v and u are new variables.
- A clause with two literals $l_1 \vee l_2$ is replaced by two clauses: $l_1 \vee l_2 \vee v$ and $l_1 \vee l_2 \vee \neg v$, where v is a new variable.
- A clause with more than three literals $l_1 \vee l_2 \vee l_3 \vee \dots \vee l_k$ is replaced by two clauses: $l_1 \vee l_2 \vee v$ and $l_3 \vee \dots \vee l_k \vee \neg v$, where v is a new variable, and the latter clause is further transformed and eventually replaced by clauses of length 3.

As said above, one SAT clause yields 1, 2, or 4 clauses, while if the starting clause has more than 3 literals, the resulting clauses will be recursively transformed further until they are 3SAT. If $t(k)$ denotes the total number of clauses eventually produced by a clause of length k , the following relationship holds:

$$t(k) = \begin{cases} 4, & k = 1 \\ 2, & k = 2 \\ 1, & k = 3 \\ k - 2, & k > 3 \end{cases}$$

If there are n variables and $n > 1$, then the longest possible SAT clause contains all of them and all of their negations, so its length is $2n$ and it produces $2n - 2$ 3SAT clauses.

In the above way, an instance of SAT is transformed into an instance of 3SAT. The reduction is polynomial and the former is satisfiable iff the latter is satisfiable, hence 3SAT is NP-complete.

The following URSA code implements the above reduction from SAT to 3SAT. The input SAT clauses are assumed to be in the array `bC_SAT`, while the output 3SAT clauses are stored in the array `nC_3SAT`. The chosen representations for SAT and 3SAT instances are significantly different: `bC_SAT[i][j]` is Boolean, and true if the i th clause contains the j th literal from the sequence: $x_0, \neg x_0, x_1, \neg x_1, \dots$, while `nC_3SAT[i][0]`, `nC_3SAT[i][1]`, `nC_3SAT[i][2]` are indices of all three literals in the i th 3SAT clause. Note that the given code works with either symbolic or concrete values. If only the size of the input instance is given, the input array encompasses all possible inputs of that size. This and the fact that in URSA if-statements can be applied only on ground expressions, and arrays can be accessed only with ground indices, led to some specifics in the implementation. If the input clause has at most three literals, it leads to at most four clauses in the output array. Since the processing is symbolic, there are always four slots for output clauses. If the input clause is of the form $l_1 \vee l_2 \vee l_3 \vee \dots \vee l_k$, it produces the output clause $l_1 \vee l_2 \vee v$ (plus three tautological clauses), and is replaced by $l_3 \vee \dots \vee l_k \vee \neg v$, as illustrated by the following table:

input: bC_SAT array		output: nC_3SAT array
$l_1 \vee l_2 \vee l_3 \vee \dots \vee l_k$		
	↓	
$l_3 \vee \dots \vee l_k \vee \neg v$		$l_1 \vee l_2 \vee v$
		$p \vee \neg p \vee \neg p$
		$p \vee \neg p \vee \neg p$
		$p \vee \neg p \vee \neg p$

There could be $2n - 2$ such iterations (if n is the number of input variables). Again, since the execution is symbolic, if there are C input clauses, the above code always produces $C \cdot (2n - 2) \cdot 4$ output clauses (while some of them are trivial tautologies). The translation could be defined in some other way to save more space, but then it would lead to more complicated code.

```
/** Specification of size of instance of SAT problem */
nN_SAT = 10;
nClauses_SAT = 10;
```

```
/** Certificate verification for SAT formula */
bSAT = true;
for(ni=0; ni<nClauses_SAT; ni++) {
  b = false;
  for(nj=0; nj<nN_SAT; nj++) {
    b |= ite(bC_SAT[ni][2*nj], bV_SAT[nj], false);
    b |= ite(bC_SAT[ni][2*nj+1], !bV_SAT[nj], false);
  }
  bSAT &&= b;
}

/** Non-empty formula condition */
bNonEmpty_SAT = true;
for(ni=0; ni<nClauses_SAT; ni++) {
```

```

b = false;
for(nj=0; nj<2*nN_SAT; nj++) {
    b |= bC_SAT[ni][nj];
}
bNonEmpty_SAT &&= b;
}

```

```

/** Reduction from SAT to 3SAT */

```

```

/* At most 2*nN_SAT-2 output SAT clauses can be obtained from one clause with > 3 literals */
/* At most 4 output 3SAT clauses can be obtained from one clause with <= 3 literals */
nClauses_3SAT = nClauses_SAT * ite(nN_SAT > 1, 2*nN_SAT - 2, 4) * 4;
nN_3SAT      = nN_SAT + nClauses_SAT * (2*nN_SAT - 3) * 2;

for(ni=0; ni<nClauses_SAT; ni++) { /* Clear-up all additional variables */
    for(nj=2*nN_SAT; nj<2*nN_3SAT; nj++) {
        bC_SAT[ni][nj] = false;
    }
}

for(ni=0; ni<nClauses_3SAT; ni++) { /* Initialize all output clauses to simple tautologies */
    nC_3SAT[ni][0] = 0;
    nC_3SAT[ni][1] = 1;
    nC_3SAT[ni][2] = 1;
}

for(ni=0; ni < nClauses_SAT; ni++) {
    for(nl=0; nl < 2*nN_SAT-2; nl++) {
        nCount = 0;
        for(nk=0; nk < 2*nN_3SAT; nk++) { /* Count literals in the clause */
            nCount += ite(bC_SAT[ni][nk], 1, 0);
        }
        nNewVar = nN_SAT + ni*(2*nN_SAT-2)*2 + nl*2;
        nOutC   = ni*(2*nN_SAT-2)*4 + nl*4;

        /* Handle clause with 1 literal */
        for(nj=0; nj<2*nN_3SAT; nj++) {
            nC_3SAT[nOutC+0][0] = ite(nCount == 1 && bC_SAT[ni][nj], nj, nC_3SAT[nOutC+0][0]);
            nC_3SAT[nOutC+1][0] = ite(nCount == 1 && bC_SAT[ni][nj], nj, nC_3SAT[nOutC+1][0]);
            nC_3SAT[nOutC+2][0] = ite(nCount == 1 && bC_SAT[ni][nj], nj, nC_3SAT[nOutC+2][0]);
            nC_3SAT[nOutC+3][0] = ite(nCount == 1 && bC_SAT[ni][nj], nj, nC_3SAT[nOutC+3][0]);
        }
        nC_3SAT[nOutC+0][1] = ite(nCount == 1, 2*nNewVar, nC_3SAT[nOutC+0][1]);
        nC_3SAT[nOutC+0][2] = ite(nCount == 1, 2*nNewVar+2, nC_3SAT[nOutC+0][2]);
        nC_3SAT[nOutC+1][1] = ite(nCount == 1, 2*nNewVar+1, nC_3SAT[nOutC+1][1]);
        nC_3SAT[nOutC+1][2] = ite(nCount == 1, 2*nNewVar+2, nC_3SAT[nOutC+1][2]);
        nC_3SAT[nOutC+2][1] = ite(nCount == 1, 2*nNewVar, nC_3SAT[nOutC+2][1]);
        nC_3SAT[nOutC+2][2] = ite(nCount == 1, 2*nNewVar+3, nC_3SAT[nOutC+2][2]);
        nC_3SAT[nOutC+3][1] = ite(nCount == 1, 2*nNewVar+1, nC_3SAT[nOutC+3][1]);
        nC_3SAT[nOutC+3][2] = ite(nCount == 1, 2*nNewVar+3, nC_3SAT[nOutC+3][2]);

        /* Handle clause with 2 literals */
        nCount2 = 0;
        for(nj=0; nj<2*nN_3SAT; nj++) {
            nCount2 += ite(bC_SAT[ni][nj], 1, 0);
            nC_3SAT[nOutC+0][0] = ite(nCount==2 && nCount2==1 && bC_SAT[ni][nj], nj, nC_3SAT[nOutC+0][0]);
            nC_3SAT[nOutC+0][1] = ite(nCount==2 && nCount2==2 && bC_SAT[ni][nj], nj, nC_3SAT[nOutC+0][1]);
            nC_3SAT[nOutC+1][0] = ite(nCount==2 && nCount2==1 && bC_SAT[ni][nj], nj, nC_3SAT[nOutC+1][0]);
            nC_3SAT[nOutC+1][1] = ite(nCount==2 && nCount2==2 && bC_SAT[ni][nj], nj, nC_3SAT[nOutC+1][1]);
        }
    }
}

```

```

nC_3SAT[nOutC+0][2] = ite(nCount == 2, 2*nNewVar, nC_3SAT[nOutC+0][2]);
nC_3SAT[nOutC+1][2] = ite(nCount == 2, 2*nNewVar+1, nC_3SAT[nOutC+1][2]);

/* Handle clauses with => 3 literals */
nCount2 = 0;
for(nj=0; nj<2*nN_3SAT; nj++) {
    nCount2 += ite(bC_SAT[ni][nj], 1, 0);
    nC_3SAT[nOutC][0] = ite(nCount >= 3 && nCount2 == 1 && bC_SAT[ni][nj], nj, nC_3SAT[nOutC][0]);
    nC_3SAT[nOutC][1] = ite(nCount >= 3 && nCount2 == 2 && bC_SAT[ni][nj], nj, nC_3SAT[nOutC][1]);
    nC_3SAT[nOutC][2] = ite(nCount == 3 && nCount2 == 3 && bC_SAT[ni][nj], nj, nC_3SAT[nOutC][2]);
}
nC_3SAT[nOutC][2] = ite(nCount > 3, 2*nNewVar, nC_3SAT[nOutC][2]);
nCount2 = 0;
for(nj=0; nj<2*nN_3SAT; nj++) {
    nCount2 += ite(bC_SAT[ni][nj], 1, 0);
    bC_SAT[ni][nj] = ite(nCount > 3 && (nCount2 == 1 || nCount2 == 2) && bC_SAT[ni][nj],
                        false,
                        bC_SAT[ni][nj]);
}
bC_SAT[ni][2*nNewVar+1] = ite(nCount > 3, true, bC_SAT[ni][2*nNewVar+1]);

/* Clear fully translated clauses */
for(nj=0; nj<2*nN_3SAT; nj++) {
    bC_SAT[ni][nj] = ite(nCount <= 3, false, bC_SAT[ni][nj]);
}
}
}

/** Certificate reduction from SAT to 3SAT */
bCertificateReduction = true;
for(ni=0; ni<nN_SAT; ni++) {
    bCertificateReduction &&= !(bV_SAT[ni] ^^ bV_3SAT[ni]);
}

```

```

/** Certificate verification for 3SAT formula */
b3SAT = true;
for(ni=0; ni<nClauses_3SAT; ni++) {
    b = false;
    for(nj=0; nj<3; nj++) {
        for(nk=0; nk<nN_3SAT; nk++) {
            b ||= ite(nC_3SAT[ni][nj] == 2*nk, bV_3SAT[nk], false);
            b ||= ite(nC_3SAT[ni][nj] == 2*nk+1, !bV_3SAT[nk], false);
        }
    }
    b3SAT &&= b;
}

/** Legal 3SAT formula */
b3SAT_legal = true;
for(ni=0; ni<nClauses_3SAT; ni++) {
    for(nj=0; nj<3; nj++) {
        b3SAT_legal &&= (nC_3SAT[ni][nj] < 2*nN_3SAT);
    }
}
}

```

```

/** Reduction verification */
assert(bNonEmpty_SAT && b3SAT_legal && (!bSAT && b3SAT) && bCertificateReduction);

```

Commands of the form `n = ite(b, na, n);` are frequently used; they are necessary (instead of the more natural `if (b) n=na;`) because, in URSA, `if`-statements can be applied only on ground expressions.

The final values of `bNonEmpty_SAT` and `b3SAT_legal` are propositional formulae which ensure that certificates are legal (i.e., there are only n propositional variables involved). The final value of `bSAT` is a propositional formula that is satisfiable iff the input formula is satisfiable. Conversely, the final value of `b3SAT` is a propositional formula that is satisfiable iff the 3SAT formula obtained by the reduction is satisfiable. As mentioned, only the size of the input instance is provided, so both expressions are treated as symbolic values and thus encompass all possible input formulae of the given size. Following lessons from the previous two examples, these formulae are equisatisfiable, and the latter is dependent on some variable not occurring in the former. Because of that, we can simply verify only the soundness of the reduction, as shown in the given assertion. For instance, for all formulae with 10 clauses and 10 variables, the soundness is verified in 450s (by checking a SAT formula with 1309972 variables and 10470500 clauses). A brute force enumeration testing (of all possible inputs), of course, could not come anywhere near this performance.

The preceding examples demonstrate that reductions can be rather complex, which makes their implementation in URSA challenging. This difficulty is compounded by the necessity of expressing them in a general way. How exactly is this implementation process carried out in practice? Specifying (partially) the input is straightforward. Specifying the certificate verification procedure is usually also straightforward and, moreover, can be developed and tested independently of the reduction itself. The reduction component, however, is where implementation can become challenging. Developing the reduction resembles general programming: we write it, run/test it, fix any bugs, and repeat the cycle. A bug is exposed when the assertion confirming incorrectness (or unsoundness) succeeds and yields a model. If a model (i.e., a countermodel for correctness or soundness) exists, we use it to locate the error in the code, and then we re-verify the results. The reductions presented above were implemented following this pattern. This iterative process can also serve for the reduction design process itself, particularly when the reduction structure is not known beforehand.

As noted, for some reductions, full correctness can be simply verified for all inputs with concrete input sizes, whereas in other cases, only soundness can be treated this way. The former case—full correctness—arises when all variables defining the first certificate occur in the second, and vice versa. The latter case—soundness only—arises when all variables defining the first certificate occur in the second but not the opposite. In practice, typically, all variables defining the first certificate play some role in defining the second certificate. Therefore, we can usually expect that at least soundness can be verified in a simple way for concrete input sizes.

6. RELATED WORK

There are just a very few attempts to develop a comprehensive framework to aid in the development, analysis, or verification of reductions between NP-complete problems. Here we briefly describe them, and compare to the approach presented in this paper.

For applications in education, an “online judge” is available for evaluating the correctness of student-submitted reductions between NP-complete problems [CFG14]. This online system presents a set of NP-complete problem pairs for which the user must implement the reduction. To represent these reductions, a domain-specific, C-like, imperative programming language

called REDNP was developed. The following are fragments of REDNP code illustrating a reduction from the vertex cover problem to the dominating set problem:

```
in: struct {
  k: int
  nvertices: int
  edges: array of array [2] of int
}

out: struct {
  k: int
  edges: array of array [2] of string
  vertices: array of string
}

out.k = in.k;
foreach (edge; in.edges) {
  u = edge[0]; v = edge[1];
  out.edges.push = u, v;
  out.edges.push = u, "new{u}{v}";
  out.edges.push = v, "new{u}{v}";
}
```

The system tests the given reduction by comparing two outputs for pre-defined test inputs obtained by solving them in the following ways: (i) by the (predefined) reduction to SAT; (ii) by using the proposed reduction combined with the (predefined) reduction of the target problem to SAT. For each new NP-complete problem to be added to the system, there must be a reduction to SAT provided. Also, the test cases have to be hand-crafted or generated outside the framework. Although reductions to SAT are used in the testing context, a further step was not made: there is no proving of correctness of reductions, in general or for bounded input sizes. The system does not use or have certifiers (that could demonstrate that the considered problems belong to the class NP), despite the fact that they are a necessary component for showing NP-completeness. Complexity of reductions are implicit, and can be inferred from the REDNP code.

Karp is a declarative language for programming and testing NP reductions [ZHD22]. Karp is a Racket-style framework that can be used to define computational problems and reductions between them. The following is a Karp 3SAT problem definition:

```
#lang karp/problem-definition
(require karp/lib/cnf
         karp/lib/mapping)
(decision-problem #:name 3sat
  #:instance ([ $\varphi$  is-a (cnf #:arity 3)])
  #:certificate (mapping
    #:from (variables-of  $\varphi$ )
    #:to (the-set-of boolean)))
; 3-\sat verifier definition
(define-3sat-verifier a c~a
  (forall [c in (clauses-of ( $\varphi$  a))]
    (exists [l in (literals-of c)]
      (or
```

```
(and
  (positive-literal? l)
  (c^a (underlying-var l)))
(and
  (negative-literal? l)
  (not (c^a (underlying-var l))))))
```

The type system helps Karp programmers avoid simple mistakes when defining new problems. There is support for testing reductions in Karp through automatically generated instances. For deriving solvers, Karp utilizes the solver-aided programming system Rosette: Karp translates a problem definition to a Rosette function that, given a concrete problem instance, symbolically solves for a certificate. Certificates can be very complex (potentially including mappings, sets, and graphs), which is noteworthy since the types of Rosette’s symbolic variables are limited to those supported by constraint solvers. Karp can automatically test the correctness of reductions using individual test instances, but it does not provide support for proving their correctness, in general or for bounded input sizes. Karp cannot cover problems involving data types such as strings, real numbers, and functions.

Aiming to create a natural and expressive class of reductions, a graphical specification language, *cookbook reductions*, is introduced [GVVZ24]. This language is based on common building blocks used in computational reductions. Cookbook reductions are sufficiently expressive to cover a number of classical graph reductions, and they can be formally expressed as quantifier-free first-order interpretations. The verification of reductions for some classes of problems can be formulated as a satisfiability question for a decidable logic. This work is more of a theoretical nature: a prototype of the proposed approach is available but it supports only a limited number of cookbook reductions and problems, and automation of proving correctness is not supported.

The URSA-based approach presented here bears some resemblance to the above methodologies of REDNP, Karp, and cookbook reductions, but still there are significant differences. URSA is a general-purpose constraint solving system, not a tool dedicated solely to reductions. URSA is distributed as an open-source, stand-alone desktop system, requiring no dependencies on other software. Concerning programming paradigm, unlike REDNP (imperative) and Karp (declarative), URSA utilizes a specific imperative-declarative language structure. Concerning interface, like REDNP and Karp, and in contrast to the graphical nature of cookbook reductions, URSA is text-based. Similar to REDNP but unlike Karp, URSA does not offer automated testing for reductions. A key advantage is that URSA allows the user to verify the correctness and/or soundness of reductions for specified input sizes, a feature not supported in other approaches. Like the above system, URSA does not have support for strings or real numbers.

There are other approaches and software systems related to reductions: approaches for finding reductions algorithmically [CIM10, JK13], approaches for reductions of NP-complete problems to STRIPS [PMB11], educational support systems with modules for learning reductions in undergraduate courses [KRS⁺25], sets of NP-completeness reductions used in a study on using large language models in educational tools [HHKW25], datasets composed of proofs of NP-completeness reductions for training and benchmarking the performance of large language models [DWO⁺25], etc.

7. CONCLUSIONS AND FUTURE WORK

In this paper, we presented a novel approach for the design, analysis, and justification of reductions between NP-complete problems. This approach, or rather a methodology, utilizes the URSA system, an open-source, imperative-declarative constraint-solving system based on SAT. We present a number of illustrative examples; however, reductions between many other NP-complete problems can be represented in the same style. Through the provided examples, we have demonstrated the following key features of the presented approach:

- The URSA system is suitable for the simple creation of solvers for NP-complete problems, requiring only the certificate verification procedure.
- The URSA language is sufficiently expressive for representing reductions between many NP-complete problems, including highly complex ones. Reductions can be checked for correctness using (hand-crafted) test instances.
- The URSA system can be readily used to automatically verify a reduction between two NP-complete problems for instances up to a certain size. For some problems, this justification ensures full correctness (both soundness and completeness), while for others, the justification ensures soundness only.

The presented approach is the only that offers simple, operational verification of reduction correctness or soundness, although only for inputs of certain size. Such verification is not a general proof of the correctness or soundness, but is substantially an enumeration-based confirmation for all instances of given sizes. The ultimate correctness argument would require a verification within a proof assistant. Nevertheless, the presented framework provides an accessible way to develop a new reduction between NP-complete problems and check its validity for various instance sizes, thereby increasing confidence in its overall correctness.

In both certificate verification procedure and reduction procedure, time complexity is essential for demonstrating NP-completeness. Thanks to restrictions in forming loops in URSA, it is typically very obvious that these procedures are of polynomial complexity.

The presented approach is not built around a dedicated tool, but is rather a systematic methodology for dealing with reductions between NP-complete problems, utilizing the existing constraint-solving tool, URSA. In principle, other constraint systems could be used for the same purpose. However, since other constraint systems are declarative in nature, the presented imperative-declarative, URSA-based approach is more suitable for ensuring needed time complexity of certificate verification procedure and reduction procedures. Namely, it is generally easier to study time complexity in imperative languages because they provide explicit, step-by-step control, which aligns more directly with how time complexity is analyzed through counting operations.

The presented approach is suitable for researchers attempting to prove that a problem is NP-complete, as well as for students studying NP-completeness and the relationships between these problems. Furthermore, implementing and verifying reductions within URSA can be a challenging and rewarding endeavor for anyone interested in NP-completeness.

ACKNOWLEDGEMENT

I am grateful to Luka Marković for useful comments and ideas concerning topics presented in this paper.

REFERENCES

- [AB09] Sanjeev Arora and Boaz Barak. *Computational Complexity: A Modern Approach*. Cambridge University Press, 2009.
- [BHvMW09] Armin Biere, Marijn J. H. Heule, Hans van Maaren, and Toby Walsh, editors. *Handbook of Satisfiability*, volume 185 of *Frontiers in Artificial Intelligence and Applications*. IOS Press, February 2009.
- [CFG14] Carles Creus, Pau Fernández, and Guillem Godoy. Automatic evaluation of reductions between np-complete problems. In Carsten Sinz and Uwe Egly, editors, *Theory and Applications of Satisfiability Testing - SAT 2014 - 17th International Conference, Held as Part of the Vienna Summer of Logic, VSL 2014, Vienna, Austria, July 14-17, 2014. Proceedings*, volume 8561 of *Lecture Notes in Computer Science*, pages 415–421. Springer, 2014. doi:10.1007/978-3-319-09284-3_30.
- [CIM10] Michael S. Crouch, Neil Immerman, and J. Eliot B. Moss. Finding reductions automatically. In Andreas Blass, Nachum Dershowitz, and Wolfgang Reisig, editors, *Fields of Logic and Computation, Essays Dedicated to Yuri Gurevich on the Occasion of His 70th Birthday*, volume 6300 of *Lecture Notes in Computer Science*, pages 181–200. Springer, 2010. doi:10.1007/978-3-642-15025-8_10.
- [Coo71] Stephen A. Cook. The complexity of theorem-proving procedures. In *STOC '71: Proceedings of the third annual ACM symposium on Theory of computing*, pages 151–158. ACM Press, 1971. doi:http://doi.acm.org/10.1145/800157.805047.
- [DLL62] Martin Davis, George Logemann, and Donald Loveland. A machine program for theorem-proving. *Communications of the ACM*, 5(7):394–397, 1962. doi:http://doi.acm.org/10.1145/368273.368557.
- [DP60] Martin Davis and Hilary Putnam. A Computing Procedure for Quantification Theory. *Journal of Association for Computing Machinery*, 7(3):201–215, 1960.
- [DWO⁺25] Mason DiCicco, Eamon Worden, Conner Olsen, Nikhil Gangaram, Daniel Reichman, and Neil Heffernan. The karp dataset, 2025. URL: <https://arxiv.org/abs/2501.14705>, arXiv: 2501.14705.
- [ES04] Niklas Eén and Niklas Sörensson. An Extensible SAT-solver. In *Theory and Applications of Satisfiability Testing (SAT 2003)*, volume 2919 of *Lecture Notes in Computer Science*, pages 502–518. Springer, 2004.
- [GJ79] M. R. Garey and D. S. Johnson. *Computers and Intractability*. W. H. Freeman, New York, 1979.
- [GVVZ24] Julien Grange, Fabian Vehlken, Nils Vortmeier, and Thomas Zeume. Specification and automatic verification of computational reductions. In Rastislav Královic and Antonín Kucera, editors, *49th International Symposium on Mathematical Foundations of Computer Science, MFCS 2024, August 26-30, 2024, Bratislava, Slovakia*, volume 306 of *LIPICs*, pages 56:1–56:14. Schloss Dagstuhl - Leibniz-Zentrum für Informatik, 2024. URL: <https://doi.org/10.4230/LIPICs.MFCS.2024.56>, doi:10.4230/LIPICs.MFCS.2024.56.
- [HHKW25] Maurice Herwig, Norbert Hundeshagen, Cedric Kollenberg, and Robin Weber. On AI generated reductions from natural language descriptions. In Veit Köppen and Sven Strickroth, editors, *23. Fachtagung Bildungstechnologien, DELFI 2025, Freiberg, Germany, September 8-10, 2025*, volume P-369 of *LNI*, pages 289–293. Gesellschaft für Informatik e.V., 2025. URL: https://doi.org/10.18420/delfi2025_30, doi:10.18420/DELFI2025_30.
- [Jan10] Predrag Janicic. Uniform reduction to SAT. *Log. Methods Comput. Sci.*, 8(3), 2010. doi: 10.2168/LMCS-8(3:30)2012.
- [JK13] Charles Jordan and Lukasz Kaiser. Experiments with reduction finding. In Matti Jarvisalo and Allen Van Gelder, editors, *Theory and Applications of Satisfiability Testing - SAT 2013 - 16th International Conference, Helsinki, Finland, July 8-12, 2013. Proceedings*, volume 7962 of *Lecture Notes in Computer Science*, pages 192–207. Springer, 2013. doi:10.1007/978-3-642-39071-5_15.
- [JN22] Predrag Janicic and Julien Narboux. Theorem proving as constraint solving with coherent logic. *J. Autom. Reason.*, 66(4):689–746, 2022. URL: <https://doi.org/10.1007/s10817-022-09629-z>, doi:10.1007/S10817-022-09629-Z.

- [Kar72] Richard M. Karp. Reducibility among combinatorial problems. In Raymond E. Miller and James W. Thatcher, editors, *Proceedings of a symposium on the Complexity of Computer Computations, held March 20-22, 1972, at the IBM Thomas J. Watson Research Center, Yorktown Heights, New York, USA*, The IBM Research Symposia Series, pages 85–103. Plenum Press, New York, 1972. doi:10.1007/978-1-4684-2001-2_9.
- [Kin76] James C. King. Symbolic execution and program testing. *Communications of the ACM*, 19(7):385–394, 1976.
- [Kir15] Aleksandar Kircanski. Analysis of boomerang differential trails via a sat-based constraint solver URSA. In Tal Malkin, Vladimir Kolesnikov, Allison Bishop Lewko, and Michalis Polychronakis, editors, *Applied Cryptography and Network Security - 13th International Conference, ACNS 2015, New York, NY, USA, June 2-5, 2015, Revised Selected Papers*, volume 9092 of *Lecture Notes in Computer Science*, pages 331–349. Springer, 2015. doi:10.1007/978-3-319-28166-7_16.
- [KRS⁺25] Tristan Kneisel, Elias Radtke, Marko Schmellenkamp, Fabian Vehlken, and Thomas Zeume. Tool-assisted learning of computational reductions. In *Proceedings of the 56th ACM Technical Symposium on Computer Science Education V. 1, SIGCSETS 2025*, page 582–588, New York, NY, USA, 2025. Association for Computing Machinery. doi:10.1145/3641554.3701967.
- [KT07] Jon Kleinberg and Eva Tardos. *Algorithm Design*. Pearson, 2007.
- [Lev84] Leonid A Levin. Universal search problems. *Annals of the History of Computing*, 6(4):399–400, 1984.
- [MJ13] Marko Malikovic and Predrag Janicic. Proving correctness of a KRK chess endgame strategy by sat-based constraint solving. *J. Int. Comput. Games Assoc.*, 36(2):81–99, 2013. doi:10.3233/ICG-2013-36203.
- [MMZ⁺01] Matthew W. Moskewicz, Conor F. Madigan, Ying Zhao, Lintao Zhang, and Sharad Malik. Chaff: engineering an efficient sat solver. In *DAC '01: Proceedings of the 38th conference on Design automation*, pages 530–535. ACM Press, 2001. doi:http://doi.acm.org/10.1145/378239.379017.
- [Pap95] Christos Papadimitriou. *Computational Complexity*. Addison Wesley Longman, 1995.
- [PMB11] Aldo Porco, Alejandro Machado, and Blai Bonet. Automatic polytime reductions of NP problems into a fragment of STRIPS. In Fahiem Bacchus, Carmel Domshlak, Stefan Edelkamp, and Malte Helmert, editors, *Proceedings of the 21st International Conference on Automated Planning and Scheduling, ICAPS 2011, Freiburg, Germany June 11-16, 2011*. AAAI, 2011. URL: <http://aaai.org/ocs/index.php/ICAPS/ICAPS11/paper/view/2694>.
- [PV09] Corina S. Pasareanu and Willem Visser. A survey of new trends in symbolic execution for software testing and analysis. *International Journal on Software Tools for Technology Transfer (STTT)*, 11(4):339–353, 2009.
- [SMJ16] Pascal Schreck, Vesna Marinkovic, and Predrag Janicic. Constructibility classes for triangle location problems. *Math. Comput. Sci.*, 10(1):27–39, 2016. URL: <https://doi.org/10.1007/s11786-016-0255-3>, doi:10.1007/S11786-016-0255-3.
- [ZHD22] Chenhao Zhang, Jason D. Hartline, and Christos Dimoulas. Karp: a language for NP reductions. In Ranjit Jhala and Isil Dillig, editors, *PLDI '22: 43rd ACM SIGPLAN International Conference on Programming Language Design and Implementation, San Diego, CA, USA, June 13 - 17, 2022*, pages 762–776. ACM, 2022. doi:10.1145/3519939.3523732.
- [ZM02] Lintao Zhang and Sharad Malik. The Quest for Efficient Boolean Satisfiability Solvers. In *Automated Deduction (CADE 2002)*, volume 2392 of *Lecture Notes in Computer Science*, pages 295–313. Springer, 2002.