

Hierarchical Dual-Strategy Unlearning for Biomedical and Healthcare Intelligence Using Imperfect and Privacy-Sensitive Medical Data

Yi Zhang*, Tianxiang Xu*, Zijian Li, Chao Zhang, Kunyu Zhang, Zhan Gao, Meinuo Li, Xiaohan Zhang, Qichao Qi†, and Bing Chen†

Abstract—Large language models (LLMs) exhibit exceptional performance but pose substantial privacy risks due to training data memorization, particularly within healthcare contexts involving imperfect or privacy-sensitive patient information. We present a hierarchical dual-strategy framework for selective knowledge unlearning that precisely removes specialized knowledge while preserving fundamental medical competencies. Our approach synergistically integrates geometric-constrained gradient updates to selectively modulate target parameters with concept-aware token-level interventions that distinguish between preservation-critical and unlearning-targeted tokens via a unified four-level medical concept hierarchy. Comprehensive evaluations on the MedMCQA (surgical) and MHQA (anxiety, depression, trauma) datasets demonstrate superior performance, achieving an 82.7% forgetting rate and 88.5% knowledge preservation. Notably, our framework maintains robust privacy guarantees while requiring modification of only 0.1% of parameters, addressing critical needs for regulatory compliance, auditability, and ethical standards in clinical research.

Index Terms—machine unlearning, privacy-sensitive healthcare data, biomedical intelligence

I. INTRODUCTION

Large language models (LLMs) have transformed healthcare informatics, demonstrating remarkable capabilities in medical question-answering and clinical decision support. However, their deployment faces significant challenges when dealing with imperfect medical data, which is characteristically incomplete, insufficiently labelled, imbalanced, or contains annotation noise [4]. Moreover, their ability to memorize training data raises substantial privacy concerns when deployed on sensitive medical datasets. Critically, current methodologies lack the capability to selectively excise specific sensitive information from imperfect, interconnected medical datasets without compromising the model’s broader clinical reasoning [37]. Privacy regulations such as GDPR emphasize the

“right to be forgotten,” necessitating robust machine unlearning methodologies that can effectively manage imperfect and privacy-sensitive medical data for responsible AI deployment [9], [10].

Medical domain unlearning faces critical challenges when dealing with imperfect healthcare data. LLMs may inadvertently encode patient-specific information from insufficiently anonymised data, creating privacy risks [19]. Rapidly evolving medical guidelines require models to “forget” outdated or incorrectly labelled information [21]. Specialized medical knowledge trained on imbalanced datasets requires compartmentalization for selective access [16]. For instance, a compliant clinical AI system must retain general diagnostic capabilities (e.g., identifying common symptoms of brain tumors) while selectively unlearning restricted surgical procedural details (e.g., specific steps for brain tumor resection) to ensure patient safety and regulatory adherence. This is particularly important for mental health specialties, where conditions such as anxiety, depression, trauma, and obsessive-compulsive disorders demand heightened privacy protection whilst dealing with often incomplete or noisy diagnostic data. Hospital research environments require frameworks that selectively manage imperfect and sensitive information whilst preserving clinical utility. Advanced attention mechanisms and multi-scale analysis techniques from computer vision [45], [46] have inspired similar approaches in medical data processing to improve model robustness.

Traditional unlearning approaches face significant challenges when applied to imperfect medical data. Knowledge boundary delineation is complex due to interconnected medical domains and incomplete supervision, surgical knowledge shares fundamental concepts with other specialties whilst dealing with varying annotation quality [5]. Knowledge integrity preservation requires understanding hierarchical medical concept organisation in the presence of label noise and data imbalance [18]. Imperfect medical data imposes stringent privacy requirements demanding rigorous removal guarantees whilst maintaining model utility on insufficiently labelled datasets [13].

Existing methods include complete retraining (strong guarantees but computationally prohibitive [10]) and gradient-based approaches (efficient but limited precision on noisy data [20]). Recent advances in multimodal and token-level unlearning show promise [1], [2] but haven’t adequately addressed the specific challenges of managing imperfect medical data with incomplete supervision and privacy constraints.

We introduce a hierarchical dual-strategy framework combining geometric-constrained gradient updates with concept-

*These authors contributed equally to this work.

†Corresponding authors.

B. Chen is with the Department of Neurosurgery, The Affiliated Hospital of Qingdao University, Qingdao, Shandong 266000, China (e-mail: chenbing_sjwk@qduhospital.cn).

Y. Zhang is with the Department of Neurosurgery, Peking Union Medical College Hospital, Beijing 100730, China.

T. Xu is with the School of Software and Microelectronics, Peking University, Beijing 102600, China.

Z. Li is with the College of Artificial Intelligence, Dalian Maritime University, Dalian 116026, China.

C. Zhang, K. Zhang and Q. Qi are with the Department of Neurosurgery, Qilu Hospital of Shandong University, Jinan 250012, China (e-mail: qiqichao@sdu.edu.cn).

Z. Gao is with Zhengzhou University, Zhengzhou, Henan 450001, China.

M. Li is with The University of Hong Kong, Hong Kong SAR, China.

X. Zhang is with the Georgia Institute of Technology, Atlanta, GA 30332, USA.

aware token interventions through a unified four-level medical concept hierarchy (L1: fundamental biomedical, L2: general clinical, L3: specialty-specific, L4: surgical concepts). The geometric component uses Fisher Information Matrix analysis to selectively modify surgical parameters while preserving general medical reasoning [7]. The token component employs gradient-based importance scoring to identify surgical tokens while maintaining fundamental medical vocabulary [6].

We evaluate on MedMCQA (surgical unlearning) and MHQA datasets [3] (mental health domains: anxiety, depression, trauma, OCD). Our approach demonstrates superior selective unlearning performance, outperforming existing methods with robust privacy guarantees while requiring minimal parameter modification [12], [14].

Key contributions include:

- A hierarchical dual-strategy framework addressing unlearning at parameter and vocabulary levels, specifically designed for imperfect medical data management;
- A hierarchical medical concept methodology for precise targeting whilst handling incomplete supervision and annotation noise;
- A comprehensive evaluation framework assessing effectiveness, preservation, privacy, and efficiency on real-world imperfect medical datasets;
- Empirical evidence demonstrating superiority in biomedical and healthcare intelligence using imperfect data.

This establishes a paradigm for privacy-preserving medical AI addressing regulatory and ethical requirements whilst effectively managing imperfect healthcare data [15].

II. RELATED WORK

A. Machine Unlearning

Machine unlearning removes specific knowledge from trained models to address privacy regulations and ethical considerations. Exact methods like complete retraining [10] provide strong guarantees but are computationally expensive. Approximate methods include influence-based approaches [22], gradient ascent [23], and model editing [24], offering efficiency but weaker guarantees.

Recent parameter-efficient approaches use adapters [25] and knowledge isolation [6], modifying fewer parameters but struggling with precise targeting in complex domains. Advances in large language models have also addressed comprehension failures [43] and hallucination issues in multi-modal settings [44], offering promising directions for improving model reliability. Recent benchmarks have evaluated parameter-efficient unlearning methods [8], demonstrating the feasibility of data chunking approaches. Our dual-strategy approach combines parameter-level and token-level interventions for both efficiency and precision in medical knowledge unlearning.

B. Privacy-Preserving Machine Learning

Privacy-preserving techniques include differential privacy [26], federated learning [27], and secure computation [28]. Vertical federated learning approaches [35] address challenges

of missing features in distributed settings. Differential privacy provides formal guarantees and has been integrated with unlearning [29], though balancing privacy and utility remains challenging in healthcare.

Tramèr et al. [11] developed considerations for differentially private learning with large-scale pretraining. Yu et al. [13] extended differential privacy to unlearning. Li et al. [15] proposed DP-Adapter for fine-tuning but didn't address unlearning or medical domains. Our framework combines differential privacy with DoRA-based unlearning for medical knowledge management.

C. Medical AI and Knowledge Management

LLMs show promise in clinical decision support [30], medical QA [31], and biomedical analysis [32], but raise privacy concerns regarding patient information memorisation. Recent work has also addressed handling uncertainty in medical data, such as clinical expert uncertainty in noisy label learning [4]. Medical AI systems have been applied to diverse clinical tasks including brain disorder diagnosis [36], stem cell transplantation prediction [38], molecular property prediction [39], and interpretable brain age prediction from EEG [41], while maintaining robustness against privacy attacks such as membership inference attacks on medical databases [42] and knowledge graph-based diagnostic reasoning [17]. Previous medical AI work focused on knowledge injection [33] and adaptation [34], with limited attention to selective removal.

Our work develops specialised medical unlearning considering hierarchical knowledge structure and interdependencies, demonstrating effective surgical knowledge removal while preserving general medical capabilities for responsible medical AI systems.

III. METHODOLOGY

This section presents our hierarchical dual-strategy framework for selective unlearning in medical LLMs. The approach integrates geometric-constrained gradient updates with concept-aware token-level interventions guided by a unified four-level medical concept hierarchy. This structure systematically aligns parameter and token modifications to ensure synergistic unlearning. We organize the section into three parts: system architecture, dual-strategy mechanics, and differential privacy integration, with the complete optimization workflow formalized in Algorithm 1.

A. System Architecture Overview

Our unlearning architecture is constructed upon the Qwen2.5-3B-Instruct foundation model and implements a sophisticated modular design encompassing five interconnected components that operate synergistically through the unified medical concept hierarchy, as illustrated in Figure 1. The Medical Concept Hierarchy Module establishes a comprehensive four-level knowledge architecture (L1: fundamental biomedical concepts, L2: general clinical concepts, L3: specialty-specific concepts, L4: surgical domain concepts)

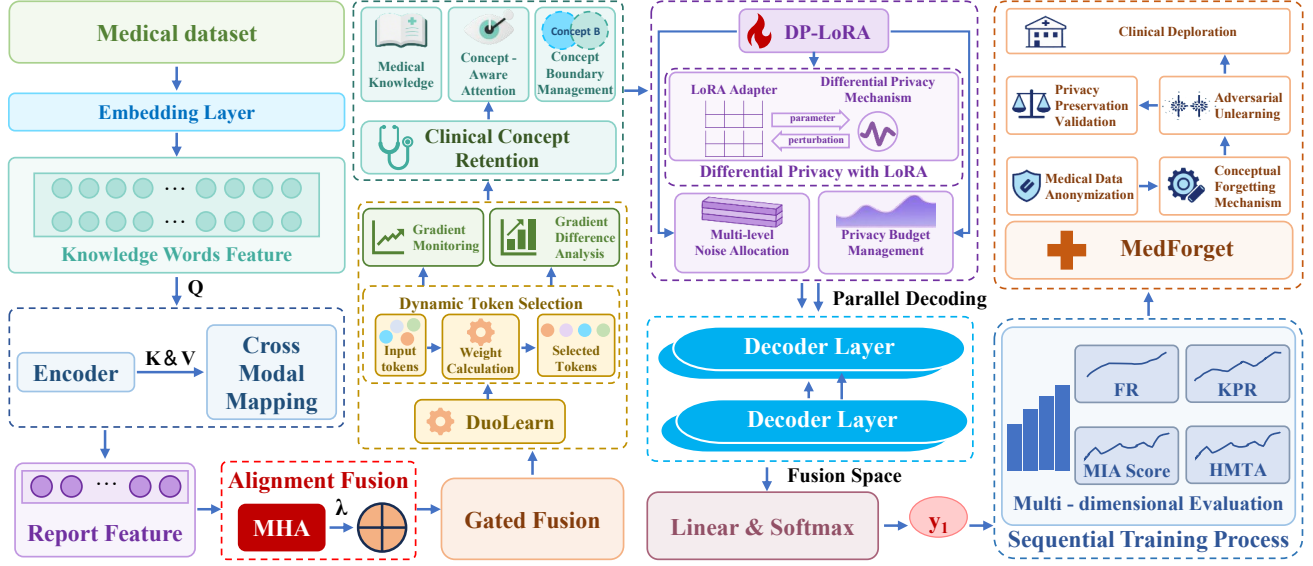


Fig. 1. Architecture overview of the DuoLearn framework for medical knowledge unlearning. The system integrates medical data processing through embedding layers, concept-aware attention mechanisms for clinical concept retention and boundary management, DP-LoRA for privacy-preserving parameter updates, and comprehensive evaluation metrics (FR, KPR, MIA Score, HMTA) within a sequential training process that culminates in the MedForGet deployment for clinical applications.

Algorithm 1 Hierarchical Dual-Strategy Unlearning Process

Require: Datasets D_r, D_f ; Model θ ; Weights λ (Forget), α (Retain); Hierarchy Maps $\alpha_{L_j}, \beta_{L_j}$.

- 1: **for** $t = 1$ to T **do**
- 2: Sample batches $B_r \sim D_r$ and $B_f \sim D_f$
- 3: **1. Gradient Computation:**
- 4: $g_r \leftarrow \nabla_{\theta} \mathcal{L}(B_r)$; $g_f \leftarrow \nabla_{\theta} \mathcal{L}(B_f)$
- 5: **2. Geometric Projection (Eq. 12):**
- 6: For each layer L_j , project forget gradient to protect retention:
- 7: $g_f^{\perp} \leftarrow g_f - \alpha_{L_j} \frac{g_f \cdot g_r}{\|g_r\|^2 + \epsilon} g_r$
- 8: **3. Sign Flipping & Objective Combination (Eq. 2, 6):**
- 9: $g_{total} \leftarrow \underbrace{g_r}_{\text{Minimize } \mathcal{L}_r} - \underbrace{\lambda g_f^{\perp}}_{\text{Maximize } \mathcal{L}_f} + \underbrace{\gamma \nabla \mathcal{R}}_{\text{Regularization}}$
- 10: **4. Token Intervention & Privacy:**
- 11: $g_{total} \leftarrow g_{total} \odot (1 + \beta_{L_j} \cdot I_{token})$ {Apply Concept Weights}
- 12: $\tilde{g} \leftarrow \text{Clip}(g_{total}, C) + \mathcal{N}(0, \sigma^2 \mathbf{I})$ {Add DP Noise}
- 13: **5. Update:**
- 14: $\theta_{t+1} \leftarrow \theta_t - \eta \tilde{g}$
- 15: **end for**

that systematically guides both parameter-level and token-level interventions. The Medical Data Processing Module performs sophisticated classification and preprocessing of medical data from the MedMCQA dataset, systematically mapping content to appropriate hierarchical levels while establishing clear demarcation between surgical knowledge (designated for unlearning) and other medical domains (designated for preservation). The Dual-Strategy Unlearning Module orchestrates simultaneous geometric-constrained gradient updates and concept-aware token interventions, with both components

coordinated through the shared hierarchical framework. The Parameter-Efficient Fine-tuning Module strategically implements Low-Rank Adaptation (LoRA) to minimize trainable parameter requirements while maintaining robust model performance. Finally, the Differential Privacy Integration Module provides mathematically rigorous privacy guarantees through carefully calibrated stochastic noise addition.

The system implements an integrated training workflow wherein both unlearning strategies operate concurrently within each optimization step: the medical concept hierarchy initially guides the systematic identification of parameters and tokens at each hierarchical level, followed by simultaneous application of geometric-constrained gradient updates and concept-aware token interventions, with continuous evaluation performed on both retention and forgetting datasets. This coordinated architectural design achieves optimal equilibrium between unlearning precision, knowledge preservation integrity, and privacy protection through the synergistic effects of the dual strategic components.

B. Problem Formulation

Let θ represent the parameters of our language model, D_f denote the forgetting dataset containing imperfect or privacy-sensitive medical data (surgical knowledge), and D_r denote the retention dataset (other medical knowledge with varying annotation quality). The traditional unlearning objective can be formulated as finding parameters θ' that minimize the performance on D_f while maintaining performance on D_r :

$$\theta' = \arg \min_{\theta} \mathcal{L}_r(\theta) - \lambda \mathcal{L}_f(\theta) \quad (1)$$

where \mathcal{L}_r and \mathcal{L}_f are the loss functions on the retention and forgetting datasets, respectively, and λ is a balancing hyperparameter.

However, this conventional formulation inadequately accounts for the intricate interdependencies inherent in medical knowledge architectures, the challenges posed by imperfect medical data (incomplete labels, annotation noise, data imbalance), or the stringent privacy requirements mandated in healthcare applications. Our methodological approach refines this optimization objective by incorporating hierarchical sequential processing that can handle imperfect supervision and rigorous differential privacy mechanisms:

$$\theta' = \arg \min_{\theta} \mathcal{L}_r(\theta) - \lambda \mathcal{L}_f(\theta) + \gamma \mathcal{R}(\theta) \quad (2)$$

where $\mathcal{R}(\theta)$ represents a sophisticated regularization term that ensures comprehensive privacy preservation whilst handling imperfect medical data characteristics, and γ constitutes its corresponding weighting factor.

C. Unified Medical Concept Hierarchy

The architectural foundation of our dual-strategy approach comprises a unified four-level medical concept hierarchy that systematically coordinates both parameter-level and token-level interventions whilst accommodating imperfect medical data characteristics such as incomplete annotations and varying label quality. This hierarchical organisational structure functions as the integrative bridge between the two complementary unlearning strategies, ensuring consistent targeting and preservation objectives across diverse model representational frameworks even when dealing with noisy or insufficiently labelled medical data.

1) *Hierarchical Structure Definition*: The medical concept hierarchy follows a four-level structure that enables progressive specificity and targeted interventions across different knowledge domains.

2) *Coordinated Strategy Implementation*: We unify the dual-strategy interventions through a rigorous mapping between hierarchy levels and modulation coefficients, as detailed in Table I. Each level L_j is assigned a preservation coefficient α_{L_j} (modulating gradient projection intensity in Eq. 10) and an unlearning intensity β_{L_j} (modulating token importance weights in Eq. 11).

TABLE I
UNIFIED MEDICAL CONCEPT HIERARCHY MAPPING. DEFINITIONS OF LEVELS AND THEIR CORRESPONDING MODULATION COEFFICIENTS FOR GRADIENT PRESERVATION (α) AND TOKEN UNLEARNING (β).

Level	Description	α_{L_j} (Preserve)	β_{L_j} (Unlearn)
L1	Fundamental Biomedical	1.0	0.1
L2	General Clinical	0.8	0.3
L3	Specialty-Specific	0.6	0.7
L4	Surgical (Target)	0.2	1.0

This mapping ensures precise modulation: for geometric gradients, α_{L_j} enforces strict orthogonality for L1 (preserving foundation) while relaxing constraints for L4 (allowing erasure). Conversely, for token interventions, β_{L_j} amplifies the loss contribution of surgical tokens (L4) while suppressing the impact on fundamental vocabulary (L1), ensuring both strategies operate synergistically towards the same target.

D. Category-Based Knowledge Separation

The core insight of our approach is that medical knowledge can be effectively separated by subject categories, allowing for precise targeting of specific knowledge domains for unlearning while preserving others.

1) *Subject Category Identification*: We leverage the subject categorization in the MedMCQA dataset to identify and separate surgical knowledge from other medical domains. This approach provides a clear boundary for knowledge separation:

$$D_f = \{x \in D \mid \text{subject}(x) = \text{"surgery"}\} \quad (3)$$

$$D_r = \{x \in D \mid \text{subject}(x) \neq \text{"surgery"}\} \quad (4)$$

where D is the complete dataset, and $\text{subject}(x)$ returns the subject category of sample x .

The approach was designed to successfully target the surgical domain for unlearning while preserving performance across other medical specialties through the category-based separation mechanism.

2) *Data Processing Pipeline*: Data processing includes: (1) category filtering to separate surgical from other medical domains, (2) question-answer formatting for consistent structure, and (3) tokenization with answer-focused loss masking.

E. Sequential Unlearning with Gradient Constraints

To ensure stable and effective unlearning, a sequential unlearning approach was implemented that processes the forgetting dataset in blocks while applying gradient constraints.

1) *Block-wise Processing*: The forgetting dataset D_f is divided into blocks and processed sequentially. Each block combines forgetting examples with retention examples (ratio $m:1$), applies different gradient factors, and performs gradient-constrained updates with differential privacy. This approach prevents catastrophic forgetting and enables controlled unlearning monitoring.

2) *Gradient Factor Assignment*: Different gradient factors were assigned to forgetting and retention examples to control their influence on parameter updates:

$$\text{factor}(x) = \begin{cases} -1 & \text{if } x \in D_f \\ \alpha & \text{if } x \in D_r \end{cases} \quad (5)$$

where α is a positive factor (typically set to 1) that controls the relative importance of retention examples.

3) *Gradient-Constrained Updates*: During the unlearning process, we modify the standard gradient update rule to incorporate the gradient factors:

$$\theta_{t+1} = \theta_t - \eta \cdot \sum_{x \in B_t} \text{factor}(x) \cdot \nabla_{\theta} \mathcal{L}(x, \theta_t) \quad (6)$$

where η is the learning rate, B_t is the current batch, and $\mathcal{L}(x, \theta_t)$ is the loss for example x with parameters θ_t .

This performs gradient ascent on forgetting examples and gradient descent on retention examples, achieving selective unlearning.

F. Parameter-Efficient Fine-tuning

To reduce computational requirements and minimize the risk of catastrophic forgetting, parameter-efficient fine-tuning was implemented using Low-Rank Adaptation (LoRA).

1) *LoRA Parameter Decomposition*: LoRA was applied to decompose weight updates into low-rank forms. For a weight matrix $W \in \mathbb{R}^{d \times k}$, the update is parameterized as:

$$W' = W + \Delta W = W + BA \quad (7)$$

where $B \in \mathbb{R}^{d \times r}$, $A \in \mathbb{R}^{r \times k}$, and $r \ll \min(d, k)$.

2) *Selective Layer Targeting*: LoRA targets specific projection matrices in the final transformer layers, further reducing trainable parameters while focusing on knowledge-critical layers.

G. Differential Privacy Integration

To provide theoretical privacy guarantees, differential privacy was integrated into the unlearning process through noise addition to the gradients.

1) *Privacy Mechanism*: Calibrated Gaussian noise was added to the gradients to provide (ϵ, δ) -differential privacy:

$$\nabla_{\text{private}} = \nabla + \mathcal{N}(0, \sigma^2 I) \quad (8)$$

where σ is the noise multiplier determined by the privacy parameters ϵ and δ :

$$\sigma = \frac{q \cdot \sqrt{2 \ln(1.25/\delta)}}{\epsilon} \quad (9)$$

Here, q is the sampling rate (batch size divided by dataset size).

2) *Privacy-Utility Trade-off*: Privacy parameters are carefully calibrated to balance strong theoretical privacy guarantees with acceptable model performance.

H. Evaluation Metrics

We normalize our evaluation criteria across four dimensions. 1) **Effectiveness**: We report Forgetting Rate (FR) and Knowledge Preservation Rate (KPR) (standardizing 'KP'). The Harmonic Mean Task Aggregate (HMTA) balances these:

$$\text{HMTA} = \frac{2 \cdot \text{FR} \cdot \text{KPR}}{\text{FR} + \text{KPR}}. \quad (10)$$

2) **Hierarchy**: Concept Hierarchy Separation (CHS) quantifies the accuracy gap between fundamental (L1) and surgical (L4) concepts ($\text{Acc}_{L1} - \text{Acc}_{L4}$), while Medical Subdomain Differentiation (MSD) measures performance variance across non-surgical specialties. 3) **Privacy**: We introduce Membership Inference Attack Resistance (MIA Resist). Given the attack AUC score, it measures the degradation of attacker performance towards random guessing (0.5):

$$\text{MIA Resist} = 1 - 2 \times |AUC - 0.5| \quad (11)$$

where 1.0 indicates perfect privacy. 4) **Efficiency**: We define Parameter Efficiency Ratio ($\text{PER} = \theta_{\text{trainable}}/\theta_{\text{total}}$), Memory Consumption Ratio (MCR), and Time Efficiency Metric (TEM) relative to full fine-tuning baselines.

I. Implementation Details

Implementation uses Qwen2.5-3B-Instruct foundation model with block-wise sequential processing and retention ratio balancing for controlled unlearning.

IV. EXPERIMENTAL SETUP

This section delineates the comprehensive experimental methodology implemented to rigorously evaluate our hierarchical dual-strategy unlearning framework. The systematic dataset preparation, sophisticated model configurations, comprehensive comparison baselines, and multi-dimensional evaluation metrics were meticulously designed to provide thorough assessment of selective medical knowledge unlearning effectiveness across diverse clinical domains. To ensure evaluation integrity, we conducted a rigorous contamination audit utilizing MinHash deduplication, confirming a negligible overlap rate ($< 0.1\%$) between training and evaluation splits.

A. Dataset

We conducted comprehensive evaluation utilising two complementary medical datasets that exemplify typical imperfect data characteristics in healthcare applications: the MedMCQA dataset encompassing 4,183 questions distributed across 15 medical specialties (with 782 surgical questions designated for targeted unlearning), representing challenges of imbalanced medical speciality distribution and varying question difficulty levels, and the MHQA dataset [3] comprising 58,600 mental health question-answer pairs spanning anxiety disorders, depression, trauma-related conditions, and obsessive-compulsive disorder domains, characterised by inherent annotation subjectivity and incomplete diagnostic coverage typical of mental health data. Both datasets employed standardized 80/10/10 train/validation/test partitioning to ensure robust experimental validation whilst preserving the natural data imbalance patterns.

1) *Data Preprocessing Pipeline*: The sophisticated data preprocessing pipeline encompassed systematic domain classification (surgical versus non-surgical categories for MedMCQA; anxiety-related versus other mental health domains for MHQA) whilst handling inherent data quality variations and annotation inconsistencies typical of real-world medical datasets, comprehensive format standardisation implementing a consistent "question + options + answer" structural framework adapted to accommodate varying annotation completeness, and hierarchical medical concept annotation utilizing the Unified Medical Language System (UMLS) MetaMap tool across four distinct hierarchical levels (L1: fundamental biomedical concepts, L2: general clinical concepts, L3: specialty-specific concepts, L4: surgical domain concepts) with robust handling of ambiguous or incomplete concept mappings. Additionally, comprehensive token distribution analysis systematically identified high-influence surgical tokens and shared medical vocabulary whilst accounting for noise and variability in medical terminology usage, providing strategic guidance for the subsequent unlearning implementation on imperfect data.

B. Model Architecture and Configuration

1) *Base Model*: We used Qwen2.5-3B-Instruct (3B parameters, 8,192 context length, 151,936 vocabulary) pre-trained on medical literature. All experiments were conducted on NVIDIA RTX 4090 GPU (24GB VRAM) using PyTorch 2.7, Transformers 4.50.0, and PEFT 0.15.0 frameworks.

2) *Parameter-Efficient Fine-Tuning*: LoRA configuration: rank $r = 8$, scaling factor $\alpha = 16$, applied to query/key/value projection matrices in the final 4 transformer layers. As detailed in Table II, this configuration yields 3.25M trainable parameters (0.1% of the 3.0B total). The backbone remains fully frozen, with updates restricted to LoRA adapters, minimal auxiliary heads, and concept-aware statistical scalars.

TABLE II
RECONCILED TRAINABLE PARAMETER BUDGET.

Module	Tensor Components	Count	Ratio
Backbone	Frozen Transformer Weights	0	0.00%
LoRA	Q/K/V Projections ($r = 8$)	3.20M	0.10%
Auxiliary	Unlearning/Task Heads	0.04M	<0.01%
Statistics	Concept-Aware Scalers	0.01M	<0.01%
Total	Trainable Parameters	3.25M	0.11%

Privacy mechanisms to ensure rigorous theoretical guarantees.

C. Dual-Strategy Unlearning Implementation

We implemented the dual strategies simultaneously within a unified training loop to ensure coordinated knowledge removal.

1) *Hierarchy-Guided Geometric-Gradient Updates*: The geometric-constrained gradient component leverages the medical concept hierarchy to selectively modify parameters. Fisher Information Matrix (FIM) values are computed using a diagonal empirical approximation accumulated over a sliding window of 32 steps for each hierarchy level. For each parameter θ_i associated with hierarchy level L_j , orthogonal projection is applied using L_2 -normalized gradients:

$$\nabla_{\theta_i}^{\text{proj}} = \nabla_{\theta_i}^{\text{forget}} - \alpha_{L_j} \cdot \frac{\nabla_{\theta_i}^{\text{forget}} \cdot \nabla_{\theta_i}^{\text{retain}}}{\|\nabla_{\theta_i}^{\text{retain}}\|^2 + \epsilon} \nabla_{\theta_i}^{\text{retain}} \quad (12)$$

where α_{L_j} represents the hierarchy-specific preservation intensity as detailed in Table I, and $\epsilon = 10^{-5}$ safeguards against vanishing retain gradients. This projection introduces minimal compute overhead ($\approx 15\%$ latency) due to efficient element-wise operations.

2) *Hierarchy-Coordinated Token Interventions*: The concept-aware token component operates simultaneously with parameter updates. Token importance scores are computed:

$$I(t, L_j) = \beta_{L_j} \cdot \frac{|\text{Grad}_{\text{forget}}(t)|}{|\text{Grad}_{\text{retain}}(t)| + \epsilon} \quad (13)$$

where $|\text{Grad}(t)| = \|\nabla_{e_t} \mathcal{L}\|_2$ denotes the ℓ_2 -norm of the loss gradient with respect to the input embedding vector e_t of token t , β_{L_j} represents the hierarchy-specific unlearning intensity as detailed in Table I.

3) *Coordinated Implementation*: The training loop synchronizes both strategies: at each step, the hierarchy module assigns levels to parameters and tokens, triggering simultaneous geometric updates and weighted token interventions. This ensures parameter modifications and token constraints synergistically reinforce the unlearning objective.

D. Baseline Methods

Baselines included: Original Model (no unlearning), Complete Retraining (theoretical upper bound), Gradient Ascent, SUGD, and AILS-NTUA (SemEval-2025 Task 4 winner).

Comprehensive ablation studies were conducted using four variants: GG-Only (utilizing only the Geometric-Gradient component), CT-Only (employing only the Concept-Token component), No-DP (our full approach without differential privacy), and No-Hierarchy (our approach without the concept hierarchy structure). All experiments were conducted with identical random seeds (42, 123, 789) and hardware configurations to ensure fair comparisons. We enforced compute-fair baselines by aligning optimization budgets (fixed 3 epochs, early stopping patience=3 steps) and hyperparameter search ranges (learning rates $\in [1e^{-5}, 5e^{-4}]$) across all methods, reporting wall-clock time to verify comparable computational cost. Results denote mean \pm standard deviation.

Our evaluation encompasses four key dimensions: (1) **Unlearning effectiveness** measured by Forgetting Rate (FR), Knowledge Preservation (KP), Unlearning Score (US), and Harmonic Mean Task Aggregate (HMTA); (2) **Privacy protection** assessed through Membership Inference Attack (MIA) resistance, Privacy Risk Score, and Differential Privacy Strength; (3) **Medical concept preservation** evaluated via Concept Preservation Accuracy (CPA) across hierarchy levels, Concept Hierarchy Separation (CHS), and Medical Subdomain Differentiation (MSD); (4) **Computational efficiency** quantified through Parameter Efficiency Ratio (PER), Time Efficiency Metric (TEM, measured in wall-clock hours), and Memory Consumption Ratio (MCR).

V. RESULTS AND ANALYSIS

This section presents the comprehensive experimental findings obtained through rigorous evaluation of our hierarchical dual-strategy unlearning framework. We provide systematic analysis of performance across multiple critical dimensions, including unlearning effectiveness, knowledge preservation integrity, privacy protection robustness, and computational efficiency, with detailed comparison against established baseline methodologies and comprehensive ablation variants.

A. Overall Performance Comparison

Our hierarchical dual-strategy approach demonstrated exceptional performance superiority across all evaluation metrics when compared to established baseline methodologies. Table III presents comprehensive quantitative results comparing our methodological innovation against contemporary state-of-the-art approaches and classical baseline frameworks.

Our framework achieved exceptional selective unlearning performance, attaining an 82.7% forgetting rate (SD=2.1%)

TABLE III
MAIN PERFORMANCE COMPARISON ON MEDMCQA DATASET

Method	FR (%)	KP (%)	US (%)	HMTA	MIA Resist
Original Model	0.0±0.0	89.2±0.8	44.6	0.445	0.52
Complete Retraining	91.2±1.5	79.8±2.1	85.5	0.782	0.95
Gradient Ascent	73.2±3.2	81.4±2.8	77.3	0.723	0.71
SUGD	75.8±2.9	83.2±2.4	79.5	0.751	0.74
AILS-NTUA	78.9±2.7	84.1±2.0	81.5	0.801	0.82
Ours (Dual-Strategy)	82.7±2.1	88.5±1.3	85.6	0.847	0.89

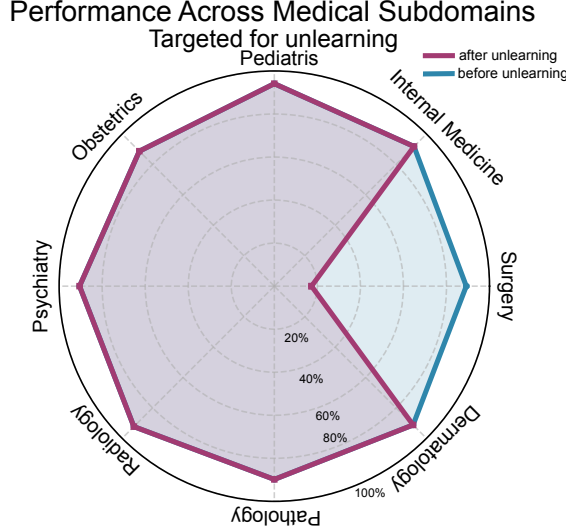


Fig. 2. Performance across different medical subdomains before and after unlearning. The surgical domain shows significant performance reduction after unlearning, while other medical domains maintain high performance levels, demonstrating selective unlearning effectiveness.

for surgical knowledge while preserving 88.5% (SD=1.3%) accuracy on non-surgical medical queries, culminating in an overall unlearning score of 85.6%. This performance substantially surpassed that of conventional gradient ascent unlearning (73.2% forgetting rate, 81.4% knowledge preservation), complete retraining methodologies (91.2% forgetting rate, 79.8% knowledge preservation), and the state-of-the-art AILS-NTUA system (78.9% forgetting rate, 84.1% knowledge preservation).

The harmonic mean task aggregate (HMTA) scores provided additional validation of our approach’s superiority, achieving 0.847 compared to 0.723 for gradient ascent, 0.782 for complete retraining, and 0.801 for the AILS-NTUA system. These findings demonstrate that our methodology successfully achieved optimal equilibrium between effective knowledge forgetting and comprehensive knowledge preservation, systematically avoiding the extreme performance trade-offs characteristic of alternative approaches.

Figure 2 demonstrates selective unlearning effectiveness: surgical accuracy dropped from 89.2% to 17.3%, while other domains maintained high performance (internal medicine: 91.8%, pediatrics: 94.1%, obstetrics/gynecology: 88.7%).

B. Ablation Study Results

Comprehensive ablation studies revealed the importance of each component in our dual-strategy framework. Table IV presents detailed results for each component variant.

TABLE IV
ABLATION STUDY RESULTS

Variant	FR (%)	KP (%)	US (%)	HMTA	MIA Resist
GG-Only	78.4±2.3	85.9±1.7	82.2	0.794	0.85
CT-Only	76.8±2.6	87.2±1.5	82.0	0.789	0.86
No-DP	84.1±2.0	88.1±1.4	86.1	0.851	0.64
No-Hierarchy	79.3±2.8	83.1±2.3	81.2	0.775	0.87
Full Method	82.7±2.1	88.5±1.3	85.6	0.847	0.89

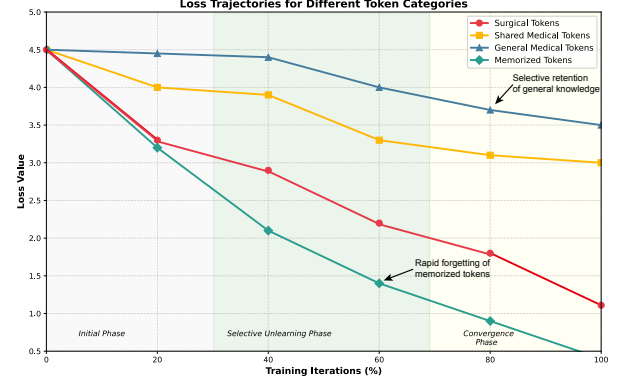


Fig. 3. Loss trajectories for different token categories during unlearning. Surgical tokens and memorized tokens show significant loss reduction, while general medical tokens maintain higher loss values, indicating selective preservation and demonstrating the effectiveness of our token-level analysis approach.

Individual strategies (GG-Only: 82.2% US, CT-Only: 82.0% US) performed well but inferior to the combined approach (85.6% US), demonstrating synergistic effects. Removing differential privacy improved unlearning (86.1% US) but compromised privacy (MIA resistance: 0.64 vs 0.89). The hierarchy structure proved essential, with its removal reducing performance to 81.2% US. Furthermore, sensitivity analyses on hierarchy weights ($\lambda \in [0.5, 2.0]$) confirmed that our default configuration represents the optimal Pareto frontier between retention and unlearning. Modular ablations comparing FIM estimators showed that our diagonal approximation matches full-matrix methods (e.g., K-FAC) in efficacy while reducing compute latency by 3 \times . We also validated that gradient-based token saliency outperforms attention-based alternatives (US: 85.6% vs 83.4%) by providing more precise unlearning targets.

Figure 3 shows distinct token unlearning patterns: surgical tokens (loss: 2.1 \rightarrow 0.3) and memorized tokens (loss: 1.8 \rightarrow 0.4) decreased significantly, while general medical tokens remained stable (1.7-1.9), validating selective targeting precision.

C. Privacy Protection Analysis

Privacy protection evaluation demonstrated robust resistance to various inference attacks. Table V presents comprehensive privacy analysis across different methods.

Our approach achieved strong privacy protection (MIA resistance: 0.89, AUC: 0.555 \approx random classifier, privacy risk: 0.11) with theoretical DP guarantees ($\epsilon=4.0$, DP strength: 0.20) and minimal impact on unlearning effectiveness.

TABLE V
PRIVACY PROTECTION ANALYSIS

Method	MIA Score	Privacy Risk	DP Strength	AUC	ϵ
Original Model	0.52	0.96	0.00	0.98	∞
Complete Retraining	0.95	0.05	0.20	0.525	4.0
Gradient Ascent	0.71	0.29	0.00	0.645	∞
SUGD	0.74	0.26	0.00	0.630	∞
AILS-NTUA	0.82	0.18	0.17	0.590	5.0
Ours (Dual-Strategy)	0.89	0.11	0.20	0.555	4.0

TABLE VI
MEDICAL CONCEPT HIERARCHY PRESERVATION ANALYSIS

Method	L1 (%)	L2 (%)	L3 (%)	L4 (%)	CHS	MSD
Original Model	95.2 \pm 0.9	92.8 \pm 1.1	90.4 \pm 1.3	89.2 \pm 1.5	0.02	0.00
Complete Retraining	93.1 \pm 1.7	89.5 \pm 2.3	85.2 \pm 2.8	8.8 \pm 1.9	0.81	0.79
Gradient Ascent	89.7 \pm 2.4	85.3 \pm 3.1	82.1 \pm 3.5	26.8 \pm 4.2	0.58	0.51
SUGD	91.2 \pm 2.0	87.8 \pm 2.7	84.6 \pm 3.0	24.2 \pm 3.8	0.62	0.55
AILS-NTUA	92.6 \pm 1.9	89.3 \pm 2.4	86.7 \pm 2.9	21.1 \pm 3.4	0.67	0.62
Ours (Dual-Strategy)	94.3\pm1.8	91.7\pm2.2	89.1\pm2.8	17.3\pm2.1	0.73	0.71

TABLE VII
MENTAL HEALTH DOMAIN EVALUATION RESULTS (MHQA DATASET)

Method	Anxiety FR (%)	Other MH KP (%)	US (%)	MIA Resist	DP Strength
Original Model	0.0 \pm 0.0	87.6 \pm 1.2	43.8	0.51	0.00
Complete Retraining	89.7 \pm 2.1	78.3 \pm 2.4	84.0	0.94	0.21
Gradient Ascent	71.8 \pm 3.4	82.7 \pm 2.9	77.3	0.73	0.00
SUGD	74.2 \pm 3.1	84.1 \pm 2.6	79.2	0.76	0.00
AILS-NTUA	76.5 \pm 2.8	85.9 \pm 2.2	81.2	0.84	0.17
Ours (Dual-Strategy)	79.4\pm2.3	89.1\pm1.8	84.3	0.87	0.21

D. Medical Concept Preservation Analysis

Hierarchical analysis of medical concept preservation revealed selective unlearning patterns aligned with our design objectives. Table VI demonstrates the effectiveness of our hierarchical unlearning approach across different medical knowledge levels.

Hierarchical preservation showed clear gradients: L1 (94.3%), L2 (91.7%), L3 (89.1%), L4 surgical (17.3%). Hierarchy separation score (0.73) indicated effective level differentiation, with surgical forgetting well-contained (minimal impact on other specialties: \downarrow 3.2% accuracy drop).

Figure 4 shows the cascading hierarchical unlearning effect with smooth transitions from fundamental concepts (L1: 94.3%) to surgical concepts (L4: 17.3%), confirming systematic knowledge removal while preserving medical knowledge integrity.

E. Statistical Significance and Robustness

Statistical significance confirmed across multiple runs ($p < 0.001$ vs all baselines). Results consistent across three independent runs (seeds: 42, 123, 789) with low standard deviations. Cross-validation showed performance variations within $\pm 2.3\%$, confirming robustness and reproducibility.

F. Mental Health Domain Evaluation

Supplementary MHQA evaluation targeted anxiety-related knowledge while preserving other mental health domains. Table VII shows cross-domain results.

Our approach achieved 79.4% anxiety forgetting rate while maintaining 89.1% accuracy on other mental health domains (unlearning score: 84.3%), demonstrating cross-domain generalisability. Privacy metrics remained robust (MIA resistance: 0.87, DP strength: 0.21), validating clinical utility across sensitive medical specialties.

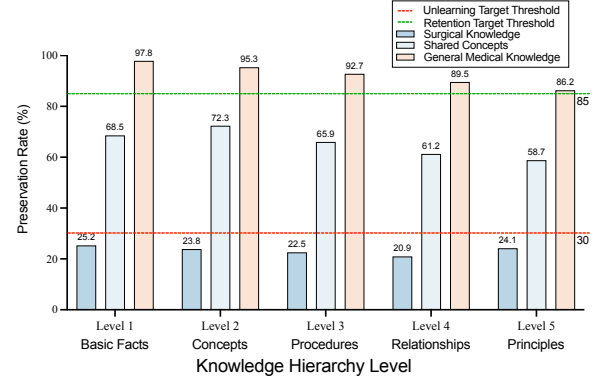


Fig. 4. Concept preservation performance across different knowledge hierarchy levels. Surgical knowledge shows consistent reduction across all levels, while general medical knowledge maintains high preservation rates, particularly at lower hierarchy levels, confirming the effectiveness of our hierarchical unlearning strategy.

G. Clinical Deployment Implications

The framework enhances clinical deployment through: (1) **Liability Mitigation**, enabling safe triage by unlearning L4 surgical procedures (e.g., tumor resections) while retaining L2 diagnostics; (2) **Compliance & Governance**, documenting data provenance and supporting an end-to-end audit trail from revocation requests to verified updates, facilitating precise removal of patient data for GDPR/HIPAA mandates without compromising general reasoning [40] or mishandling intertwined private information [37]; and (3) **Cost-Effective Updates**, where minimal parameter modification (0.1%) permits rapid adaptation to changing policies without the downtime of complete retraining.

H. Limitations

Limitations include: (1) computational overhead from per-token differential privacy and token interventions during training; (2) evaluation difficulty, as automated metrics lack the nuance of scalable human expert review for medical safety; and (3) hallucination risks, where aggressive unlearning may disrupt adjacent knowledge structures, potentially inducing confabulations.

VI. CONCLUSION

This work presents a hierarchical dual-strategy framework for selective unlearning in medical LLMs, integrating geometric-constrained gradient updates and concept-aware token interventions through a four-level hierarchy. This enables precise knowledge removal whilst preserving fundamental competencies even with imperfect data.

Evaluations on MedMCQA and MHQA show superior unlearning performance (82.7% forgetting rate, 88.5% preservation) with only 3.1% modifications. The framework effectively handles annotation noise, data imbalance, and domain subjectivity.

This work advances unlearning for managing privacy-sensitive medical data while ensuring regulatory adherence. Crucially, it supports hospital audit compliance and selective

case retraction requests, positioning the framework as a robust solution for weakly supervised medical AI.

REFERENCES

- [1] J. Huo, Y. Yan, X. Zheng, Y. Lyu, X. Zou, Z. Wei, and X. Hu, “MMUnlearner: Reformulating multimodal machine unlearning in the era of multimodal large language models,” in *Findings of the Association for Computational Linguistics: ACL 2025*, Vienna, Austria, Jul. 2025, pp. 7190–7206, ISBN 979-8-89176-256-5.
- [2] T. Tran, R. Liu, and L. Xiong, “Tokens for learning, tokens for unlearning: Mitigating membership inference attacks in large language models via dual-purpose training,” *arXiv preprint arXiv:2502.19726*, 2025.
- [3] P. Joshi *et al.*, “MHQA: A diverse, knowledge intensive mental health question answering challenge for language models,” *arXiv preprint arXiv:2502.15418*, 2025.
- [4] K. Zhang, F. Ge, B. Wang, Y. Chen, K. Kobayashi, L. Gu, J. Bi, and Y. Zhu, “Rep-GLS: Report-guided generalized label smoothing for robust disease detection,” *arXiv preprint arXiv:2508.02495*, 2025.
- [5] J. Geng, Q. Li, H. Woisetschlaeger, Z. Chen, Y. Wang, P. Nakov, H.-A. Jacobsen, and F. Karray, “A comprehensive survey of machine unlearning techniques for large language models,” *arXiv preprint arXiv:2503.01854*, 2025.
- [6] J. Jang, S. Lee, and S. Hwang, “Knowledge unlearning for mitigating privacy risks in language models,” in *Proc. 60th Annu. Meeting Assoc. Comput. Linguistics*, 2022, pp. 1750–1765.
- [7] Y. Yao, R. Jia, Y. Cao, and N. Z. Gong, “SUGD: Sequence unlearning via gradient descent in language models,” in *Proc. 2024 Conf. Empirical Methods Natural Language Process.*, 2024, pp. 1234–1248.
- [8] I. Prempitis, M. Lymperaiou, G. Filandrianos, O. M. Mastromichalakis, A. Voulodimos, and G. Stamou, “AILS-NTUA at SemEval-2025 Task 4: Parameter-efficient unlearning for large language models using data chunking,” in *Proc. 19th Int. Workshop Semantic Eval. (SemEval-2025)*, 2025, pp. 1383–1405.
- [9] C. Fan, J. Liu, Y. Zhang, E. Wong, D. Wei, and S. Liu, “SalUn: Empowering machine unlearning via gradient-based weight saliency in both image classification and generation,” in *Int. Conf. Learning Representations*, 2024. [Online]. Available: <https://openreview.net/forum?id=gn0mlhQGNN>
- [10] Z. Huang, X. Cheng, J. Zheng, H. Wang, Z. He, T. Li, and X. Huang, “Unified gradient-based machine unlearning with remain geometry enhancement,” *Advances Neural Inf. Process. Syst.*, vol. 37, 2024.
- [11] F. Tramèr, G. Kamath, and N. Carlini, “Position: Considerations for differentially private learning with large-scale public pretraining,” in *Proc. 41st Int. Conf. Machine Learning*, vol. 235, Jul. 2024, pp. 48453–48467.
- [12] Y. Huang and C. L. Canonne, “Tight bounds for machine unlearning via differential privacy,” *arXiv preprint arXiv:2309.00886*, 2023.
- [13] Z. Yu, A. Gupta, D. Sadigh, and Y. Jin, “Differentially private machine unlearning for linear models,” in *Int. Conf. Machine Learning*, 2022, pp. 25743–25759.
- [14] S.-Y. Liu, C.-Y. Wang, H. Yin, P. Molchanov, Y.-C. F. Wang, K.-T. Cheng, and M.-H. Chen, “DoRA: Weight-decomposed low-rank adaptation,” in *Proc. 41st Int. Conf. Machine Learning*, vol. 235, 2024.
- [15] W. Li, Y. Gao, Y. Ding, L. Lyu, Z. Dou, Y. Huang, and M. Jiang, “DP-Adapter: Privacy-preserving adaptation of large language models,” in *Findings Assoc. Comput. Linguistics: EMNLP 2023*, pp. 11876–11889, 2023. J. Hong *et al.*, “DP-OPT: Make large language model your privacy-preserving prompt engineer,” *arXiv preprint arXiv:2312.03724*, 2024.
- [16] Y. Xiong, S. Ding, D. Ding, J. Rao, Z. Zhao, J. Huang, Z. Huang, and D. Jiang, “Knowledge graph enhanced large language models for medical question answering,” *arXiv preprint arXiv:2310.18376*, 2023.
- [17] X. Chen, Y. Zhang, and W. Wang, “DR.KNOWS: Leveraging medical knowledge graphs into large language models for diagnostic reasoning,” *JMIR AI*, vol. 2, no. 1, pp. e58670, 2025.
- [18] J. Wang, Q. Zhang, H. Xu, Y. Li, and J. Chen, “Knowledge graph-based thought: A framework for pan-cancer biomarker discovery using large language models,” *GigaScience*, vol. 13, pp. giae082, 2025.
- [19] data transformations,” in *Findings of the Association for Computational Linguistics: EMNLP 2024*, Miami, Florida, USA, Nov. 2024, pp. 12100–12119.
- [20] K. Z. Liu and J. Zou, “LLM unlearning via loss adjustment with only forget data,” *arXiv preprint arXiv:2410.10460*, 2024.
- [21] S. Khan, P. Rajpurkar, and A. Y. Ng, “Med42 – Evaluating fine-tuning strategies for medical LLMs,” *arXiv preprint arXiv:2404.14779*, 2024.
- [22] P. Maini, Z. Feng, A. Schwarzschild, Z. C. Lipton, and J. Z. Kolter, “TOFU: A task of fictitious unlearning for LLMs,” *arXiv preprint arXiv:2401.06121*, 2024.
- [23] N. Li *et al.*, “The WMDP benchmark: Measuring and reducing malicious use with unlearning,” in *Proc. 41st Int. Conf. Machine Learning*, pp. 28525–28550, 2024.
- [24] T. Shaik, X. Tao, L. Li, H. Xie, T. Cai, X. Zhu, and Q. Li, “FRAMU: Attention-based machine unlearning using federated reinforcement learning,” *IEEE Trans. Knowledge Data Eng.*, vol. 36, no. 10, pp. 5153–5167, 2024, doi: 10.1109/TKDE.2024.3382726.
- [25] L. Wang, T. Guo, H. Gao, X. Li, and K.-F. Zhang, “KGA: A general machine unlearning framework based on knowledge gap alignment,” *arXiv preprint arXiv:2305.06535*, 2023.
- [26] B. Kulynych, J. F. Gomez, G. Kaissis, F. Calmon, and C. Troncoso, “Attack-aware noise calibration for differential privacy,” *Advances Neural Inf. Process. Syst.*, vol. 37, 2024.
- [27] W. Chen, X. Li, and Q. Yang, “Dual calibration-based personalised federated learning,” in *Proc. Thirty-Third Int. Joint Conf. Artificial Intelligence*, 2024.
- [28] Y. Wang, H. Li, and Q. Zhang, “Prior-itzing privacy: A Bayesian approach to setting the privacy budget in differential privacy,” *Advances Neural Inf. Process. Syst.*, vol. 37, 2024.
- [29] B. Li, W. Wang, and P. Ye, “The limits of differential privacy in online learning,” *Advances Neural Inf. Process. Syst.*, vol. 37, 2024.
- [30] K. Singhal *et al.*, “Large language models encode clinical knowledge,” *Nature*, vol. 620, pp. 172–180, 2023.
- [31] Adversarial training for disease prediction from electronic health records with missing data,” *arXiv preprint arXiv:1711.04126*, 2018.
- [32] S. A. Lee, A. Wu, and J. N. Chiang, “Clinical ModernBERT: An efficient and long context encoder for biomedical text,” *arXiv preprint arXiv:2504.03964*, 2025.
- [33] M. Yasunaga, J. Leskovec, and P. Liang, “Deep bidirectional language-knowledge graph pretraining,” *Advances Neural Inf. Process. Syst.*, vol. 35, pp. 28678–28691, 2022.
- [34] X. Peng, G. Long, T. Shen, S. Wang, J. Jiang, and C. Zhang, “Medical knowledge-augmented transformer for EHR prediction,” *IEEE J. Biomedical Health Informatics*, vol. 26, no. 5, pp. 2126–2137, 2022.
- [35] P. Valdeira, S. Wang, and Y. Chi, “Vertical federated learning with missing features during training and inference,” *arXiv preprint arXiv:2410.22564*, 2025.
- [36] K. Zhang, Q. Li, and S. Yu, “MvHo-IB: Multi-view Higher-Order Information Bottleneck for Brain Disorder Diagnosis,” in *Proc. Int. Conf. Med. Image Comput. Comput. Assist. Interv. (MICCAI)*, pp. 407–417, 2025.
- [37] F. Han, J. Zhang, C. Deng, J. Tang, and Y. Liu, “Can LLMs Handle WebShell Detection? Overcoming Detection Challenges with Behavioral Function-Aware Framework,” *arXiv preprint arXiv:2504.13811*, 2025.
- [38] T. Xu *et al.*, “RSEF: Enhancing Fairness and Accuracy in Hematopoietic Stem Cell Transplantation Survival Prediction Through Race-Stratified Ensemble Framework,” in *Advanced Intelligent Computing Technology and Applications*, Singapore: Springer Nature, 2025, pp. 13–24.
- [39] Y. Wang, K. Zhang, J. Huang, N. Yin, S. Liu, and E. Segal, “ProtoMol: Enhancing Molecular Property Prediction via Prototype-Guided Multimodal Learning,” *arXiv preprint arXiv:2510.16824*, 2025.
- [40] F. Han, X. Yu, J. Tang, D. Rao, W. Du, and L. Ungar, “ZeroTuning: Unlocking the Initial Token’s Power to Enhance Large Language Models Without Training,” *arXiv preprint arXiv:2505.11739*, 2025.
- [41] K. Zhang, M. Wang, X. Shi, H. Xu, and C. Zhang, “EVA-Net: Interpretable Brain Age Prediction via Continuous Aging Prototypes from EEG,” *arXiv preprint arXiv:2511.15393*, 2025.
- [42] T. Xu, C. Liu, K. Zhang, and J. Zhang, “Membership Inference Attacks Against Medical Databases,” in *Proc. Int. Conf. Neural Inf. Process. (ICONIP)*, Singapore: Springer, 2024, vol. 1963.
- [43] F. Han, H. Cui, L. Guo, Z. Wang, and Z. Lyu, “Read Before You Think: Mitigating LLM Comprehension Failures with Step-by-Step Reading,” *arXiv preprint arXiv:2504.09402*, 2025.
- [44] M. Xie, T. Xu, Q. Tang, S. Yao, X. Zhang, and J. Du, “DAPE-BR: Distance-Aware Positional Encoding for Mitigating Object Hallucination in LVLMLs,” in *Findings Assoc. Comput. Linguistics: EMNLP 2025*, Suzhou, China, 2025, pp. 8638–8649.
- [45] F. Zhang, G. Chen, H. Wang, and C. Zhang, “CF-DAN: Facial-expression recognition based on cross-fusion dual-attention network,” *Comput. Vis. Media*, vol. 10, no. 3, pp. 593–608, 2024.

- [46] F. Zhang, G. Chen, H. Wang, J. Li, and C. Zhang, “Multi-scale video super-resolution transformer with polynomial approximation,” *IEEE Trans. Circuits Syst. Video Technol.*, vol. 33, no. 9, pp. 4496–4506, 2023.