

A thermodynamic framework for the thermal conductivity of dense fluids

M. Hoyuelos*

Instituto de Investigaciones Físicas de Mar del Plata (IFIMAR-CONICET),

Departamento de Física, Facultad de Ciencias Exactas y Naturales,

Universidad Nacional de Mar del Plata,

Funes 3350, 7600 Mar del Plata, Argentina

Abstract

A thermodynamic framework that predicts the thermal conductivity λ of simple fluids beyond the dilute-gas limit is introduced. By generalizing the transition-rate approach of particles on a lattice to conserved quantities in continuous space, an expression for the ratio $\lambda/\lambda_{\text{id}}$ is derived, where λ_{id} is the dilute-gas value; the ratio depends solely on equilibrium thermodynamic properties and is therefore directly computable from any equation of state. The resulting formula quantitatively reproduces simulation data for hard spheres throughout almost the entire fluid range, and captures the behavior of Lennard-Jones fluids in the supercritical region where thermodynamic fluctuations remain moderate. Comparison with experimental data for argon, reported by other authors, also shows good agreement. These results provide evidence that transport coefficients of dense fluids can be expressed as their dilute-gas values multiplied by a universal function of equilibrium thermodynamic properties.

INTRODUCTION

Transport coefficients such as diffusivity, thermal conductivity, and viscosity play a central role in nonequilibrium statistical mechanics and in the description of real fluids. While their theoretical expressions are well established for dilute gases through the Chapman–Enskog theory based on the Boltzmann equation [1], extending these results to dense fluids remains a longstanding challenge.

Existing approaches attempt to incorporate dense-fluid effects in various ways (see [2] for a review). Enskog-type theories include structural information through the radial distribution function at contact [3], with refinements such as the Modified [4] and Revised [5] Enskog theories improving agreement with simulations. Effective hard-sphere mappings [6, 7] and free-volume theories [8–14] capture aspects of repulsive interactions but require model-dependent prescriptions. Rosenfeld-type excess-entropy scaling [15–17] succeeds in organizing transport data for a broad class of fluids, yet its exponential form remains empirical. Overall, despite substantial progress, a parameter-free framework capable of predicting transport properties from equilibrium thermodynamics alone has remained elusive.

Recent studies have explored the possibility of calculating transition rates between neighboring cells, and thus transport coefficients, from the detailed balance relation. In Ref. [18], particle diffusion on a lattice with local interactions was analyzed by expanding the detailed-balance condition in powers of a parameter proportional to the lattice cell volume. This expansion yielded transition rates relative to their ideal values (corresponding to noninteracting particles) that depend only on thermodynamic quantities. This result was used, for example, to reproduce the Darken equation, a relation between the self-diffusion and collective diffusion widely used for diffusion in solids; this result demonstrated that the transition rate approach can provide relevant information on transport properties. The expansion of the detailed balance relation can be performed for transitions of any conserved quantity. With the transition rates, it is not difficult to calculate the average current of conserved quantities and the corresponding transport coefficient. Since the resulting transition rates are expressed relative to their ideal values, the transport coefficients are also obtained in relative form. Denoting a transport coefficient by ξ , the method implies that $\xi/\xi_{\text{id}} = \phi$, where ϕ depends only on the thermodynamic state. Although ξ/ξ_{id} is not equivalent to Rosenfeld scaling, and ϕ is not an exponential function of the excess entropy, both approaches share

an important feature: they link dynamic transport properties to static thermodynamic information. Molecular dynamics simulations of pseudo-hard spheres and Lennard-Jones (LJ) systems, including noise from a Langevin thermostat, show collapse of ξ/ξ_{id} curves as a function of concentration for different noise intensities. This result, obtained for self-diffusion [19] and viscosity [20], is consistent with the relation $\xi/\xi_{\text{id}} = \phi$, since the noise does not alter the thermodynamic state.

Here we generalize this transition-rate methodology to simple fluids in continuous space and apply it to the transport of heat. In place of a lattice, a continuous space partitioned into cells satisfying the conditions used in classical irreversible thermodynamics is considered: the system is divided into cells large enough to contain many particles but still small compared to the characteristic length scale of variations in density or temperature. Instead of particle jumps between neighboring sites, the transition of a small amount of heat is considered and an expression for $\lambda/\lambda_{\text{id}}$ is derived, where λ and λ_{id} are the thermal conductivities of the real and ideal systems, respectively; λ_{id} follows from Chapman-Enskog theory for dilute gases. The derivation also requires knowledge of the non-extensive terms of the Massieu functions. For example, if S is the thermodynamic (extensive) entropy and \tilde{S} is the statistical-mechanics entropy in the Boltzmann formulation, the non-extensive correction is $\Delta S = \tilde{S} - S$, which becomes relevant when evaluating state probabilities proportional to $\exp(\tilde{S}/k_B)$, with k_B the Boltzmann constant. This non-extensive terms are related to thermodynamic fluctuations [21]. Consequently, the results do not apply at phase transitions, where fluctuations diverge.

The approach is general, contains no empirical parameters, and does not rely on scaling assumptions. It fails near phase transitions, where the underlying expansion breaks down. As shown below, the resulting formula for the thermal conductivity accurately reproduces simulations of hard spheres across nearly the entire fluid regime, describes supercritical Lennard-Jones fluids, and agrees with experimental data for argon. These results offer evidence that transport properties of dense fluids can be obtained from thermodynamic information, opening a path toward a unified macroscopic theory of transport.

THERMAL CONDUCTIVITY OF A SIMPLE FLUID

Applying the outlined procedure yields the following expression for the thermal conductivity of a cell of fixed volume V , containing N particles at temperature T :

$$\frac{\lambda}{\lambda_{\text{id}}} = \frac{4T^2}{15k_B^2 T_{\text{id}}^2} (C_V \mu_{TN} + T^2 \mu_{TT}^2), \quad (1)$$

where λ is evaluated at T and λ_{id} at T_{id} ; C_V is the heat capacity at constant volume, $\mu_{TT} = \frac{\partial^2 \mu}{\partial T^2}$ and $\mu_{TN} = \frac{\partial^2 \mu}{\partial T \partial N}$. The real and ideal systems must belong to the same phase.

The equation of state (EoS) is usually expressed in terms of the compressibility factor, $Z = p/(k_B \rho T)$, where p is the pressure and $\rho = N/V$ the particle density. Once $Z(\rho, T)$ is known, the internal energy per particle $u(\rho, T)$ follows, and the heat capacity is $C_V = N \frac{\partial u}{\partial T}$. The remaining quantities entering Eq. (1) follow from standard thermodynamic relationships. It can be shown that

$$\mu_{TN} = \frac{k_B}{N} \frac{\partial(T\Gamma)}{\partial T} = \frac{k_B}{N} \frac{\partial}{\partial T} \left(T \frac{\partial(\rho Z)}{\partial \rho} \right), \quad (2)$$

$$\mu_{TT} = -\frac{1}{T} \frac{\partial^2(\rho u)}{\partial T \partial \rho}, \quad (3)$$

where $\Gamma = \frac{\rho}{k_B T} \frac{\partial \mu}{\partial \rho} = \frac{\partial(\rho Z)}{\partial \rho}$ is the thermodynamic factor.

The temperature of the ideal system is given by

$$T_{\text{id}} = T_0 + \frac{2}{3k_B} [u(\rho, T) - u(\rho, T_0)], \quad (4)$$

where T_0 is a reference temperature for which $T_{\text{id}} = T$. Eq. (4) follows from the same procedure leading to Eq. (1). One may verify that Eq. (1) correctly yields $\lambda \rightarrow \lambda_{\text{id}}$ in the dilute-gas limit $\rho \rightarrow 0$, where $Z \rightarrow 1$ and $u \rightarrow 3Tk_B/2$.

Hard spheres

A hard-sphere system is athermal: both the compressibility factor Z and the thermodynamic factor Γ are independent of temperature. The internal energy per particle is

$u = 3Tk_B/2$ (purely kinetic, since particles cannot overlap). Consequently,

$$\mu_{TN} = k_B\Gamma/N, \quad (5)$$

$$\mu_{TT} = -\frac{3}{2}k_B/T, \quad (6)$$

$$C_V = \frac{3}{2}Nk_B, \quad (7)$$

$$T_{\text{id}} = T, \quad (8)$$

and (1) simplifies to

$$\frac{\lambda}{\lambda_{\text{id}}} = \frac{2}{5}\Gamma + \frac{3}{5}. \quad (9)$$

The Carnahan and Starling EoS [22] accurately describes the hard-sphere fluid. The resulting thermodynamic factor is

$$\Gamma = \frac{\eta^4 - 4\eta^3 + 4\eta^2 + 4\eta + 1}{\eta^4 - 4\eta^3 + 6\eta^2 - 4\eta + 1}, \quad (10)$$

where $\eta = \rho\frac{\pi}{6}d^3$ is the packing fraction, and d is the particle diameter.

Fig. 1 compares Eq. (9) (using the Carnahan and Starling EoS) with numerical simulation results of Pieprzyk *et al.* [23] for the fluid hard sphere system. No significant differences appear using, for example, the EoS proposed by Kolafa *et al.* in [24]. In any case, the relative error is smaller than 0.03 for $\rho < 0.85$, increasing to about 0.07 for $\rho > 0.85$.

Lennard-Jones

The truncated and shifted Lennard-Jones (LJ) potential as a function of the interparticle distance r is

$$\phi(r) = \begin{cases} 4\epsilon \left[\left(\frac{\sigma}{r}\right)^{12} - \left(\frac{\sigma}{r}\right)^6 - \left(\frac{\sigma}{r_c}\right)^{12} + \left(\frac{\sigma}{r_c}\right)^6 \right] & r \leq r_c \\ 0 & r > r_c \end{cases} \quad (11)$$

where σ is the zero-crossing distance, ϵ the well depth, and r_c the cutoff radius. Common choices of the cutoff radius include $r_c = 2.5\sigma$ and 4.5σ . LJ reduced units are defined using σ , ϵ , and the particle mass m . Physical units of temperature, thermal conductivity and particle density are recovered multiplying by ϵ/k_B , $k_B\sigma^{-2}\sqrt{\epsilon/m}$ and σ^{-3} respectively.

The T - ρ phase diagram of the LJ system shows that the gas region is narrow compared to the supercritical fluid region. In the gas region, the proximity of the gas-liquid coexistence line affects the accuracy of Eq. (1). For this reason, the analysis is restricted to the

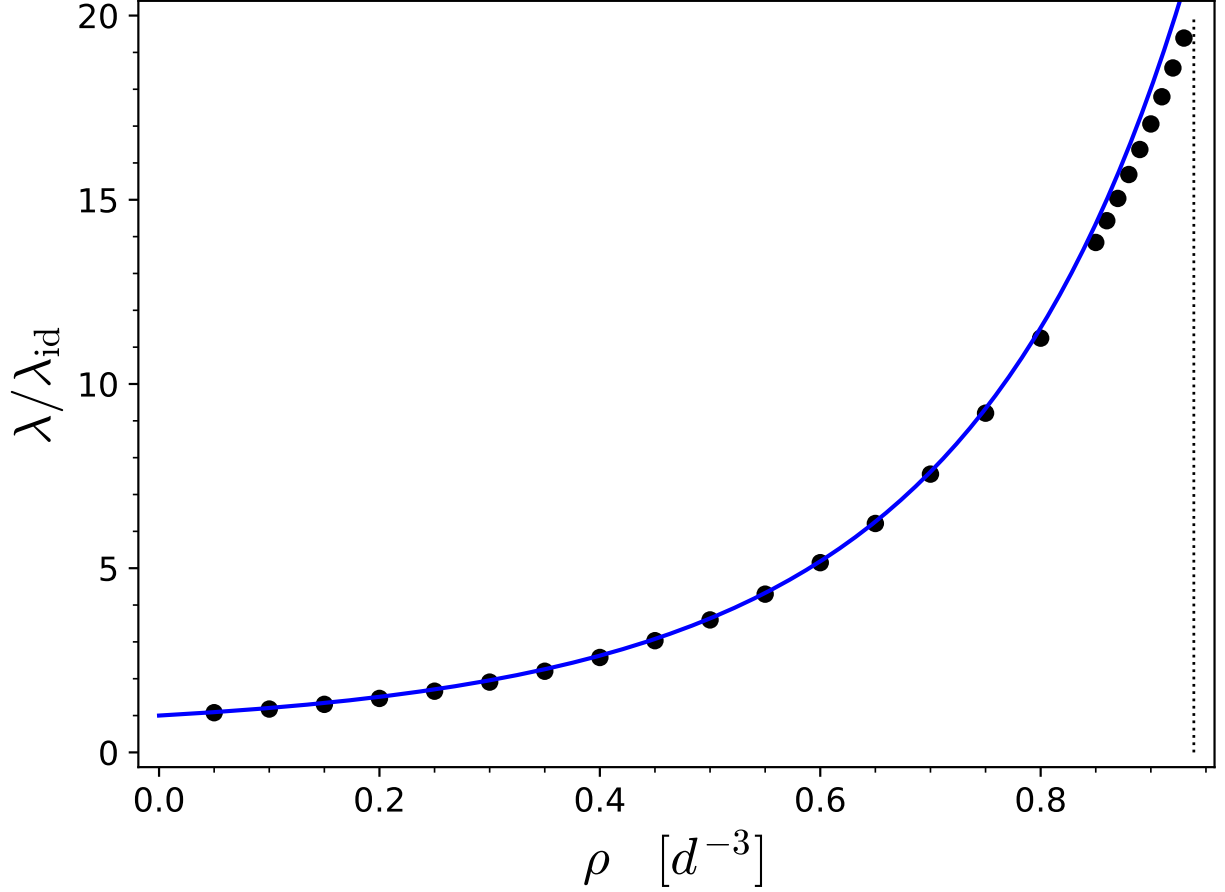


FIG. 1. Relative thermal conductivity $\lambda/\lambda_{\text{id}}$ for a hard-sphere fluid as a function of density ρ . The concentration units are d^{-3} , with d the particle diameter. Data points: numerical results from Ref. [23]. Curve: Eq. (9). The vertical dotted line marks the fluid phase limit at $\rho = 0.939$.

supercritical fluid region, using T_0 equal to the critical temperature $T_c = 1.32$ in (4). The domain of interest is determined by $T > T_c$ and $\rho < \rho_{\text{liq}}$, the liquid-branch density of the melting line. Reduced accuracy is expected close to these boundaries.

The EoS of Pieprzyk *et al.* [25] for the LJ system is used to evaluate T_{id} , C_V , μ_{TN} and μ_{TT} in Eq. (1). Similar results are obtained with the Kolafa-Nezbeda EoS [26]. Using the expressions for Z and u in Ref. [25] [their Eqs. (4) and (A2)], the derivatives μ_{TN} and μ_{TT} follow from Eqs. (2) and (3).

The dilute-gas thermal conductivity from Chapman–Enskog theory [1] is

$$\lambda_{\text{id}} = \frac{75 k_B}{64 \sigma^2} \left(\frac{k_B T_{\text{id}}}{\pi m} \right)^{1/2} \frac{1}{\Omega^{(2,2)}}, \quad (12)$$

where $\Omega^{(2,2)}$ is the collision integral, for which the interpolation of Fokin *et al.* [27] is used.

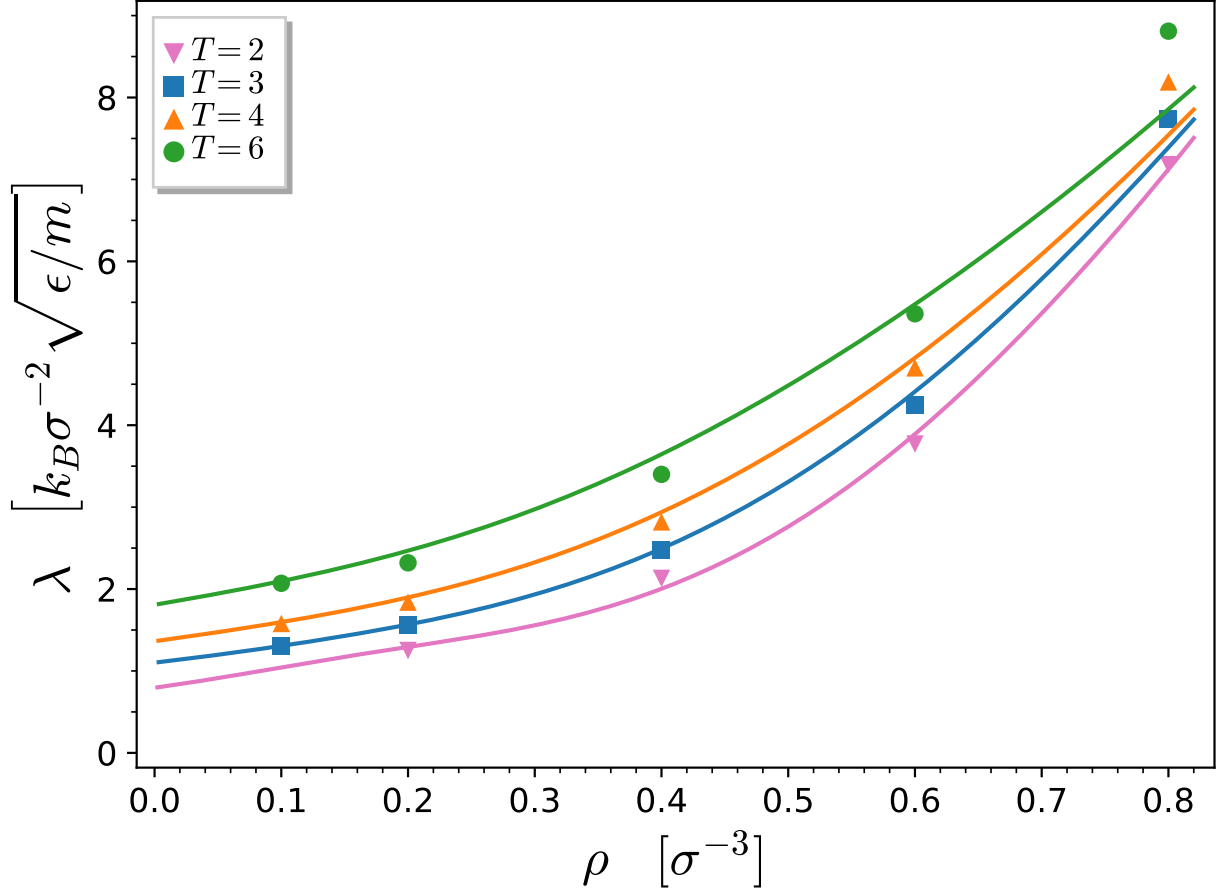


FIG. 2. Thermal conductivity λ of the LJ fluid as a function of density ρ for several temperatures T (LJ units). Symbols: simulation data from Ref. [29]. Curves: Eq. (1) evaluated using the EoS of Ref. [25].

A correction factor sometimes included in (12) changes the result by less than 1% in the range of interest (see Appendix B of Ref. [28]).

Simulation data for the LJ thermal conductivity were taken from Galliero and Boned [29] for $T = 2, 3, 4$ and 6. Fig. 2 compares these data with Eq. (1). Agreement is good throughout most of the range, with deviations appearing near $\rho = 0.8$, likely due to the vicinity of the melting line; ρ_{liq} varies from 1.06 to 1.38 for $T = 2-6$ [30].

Argon

Since Eq. (1) performs well for the LJ fluid in the supercritical regime at moderate densities, it can be applied to real substances well described by the LJ model. One such

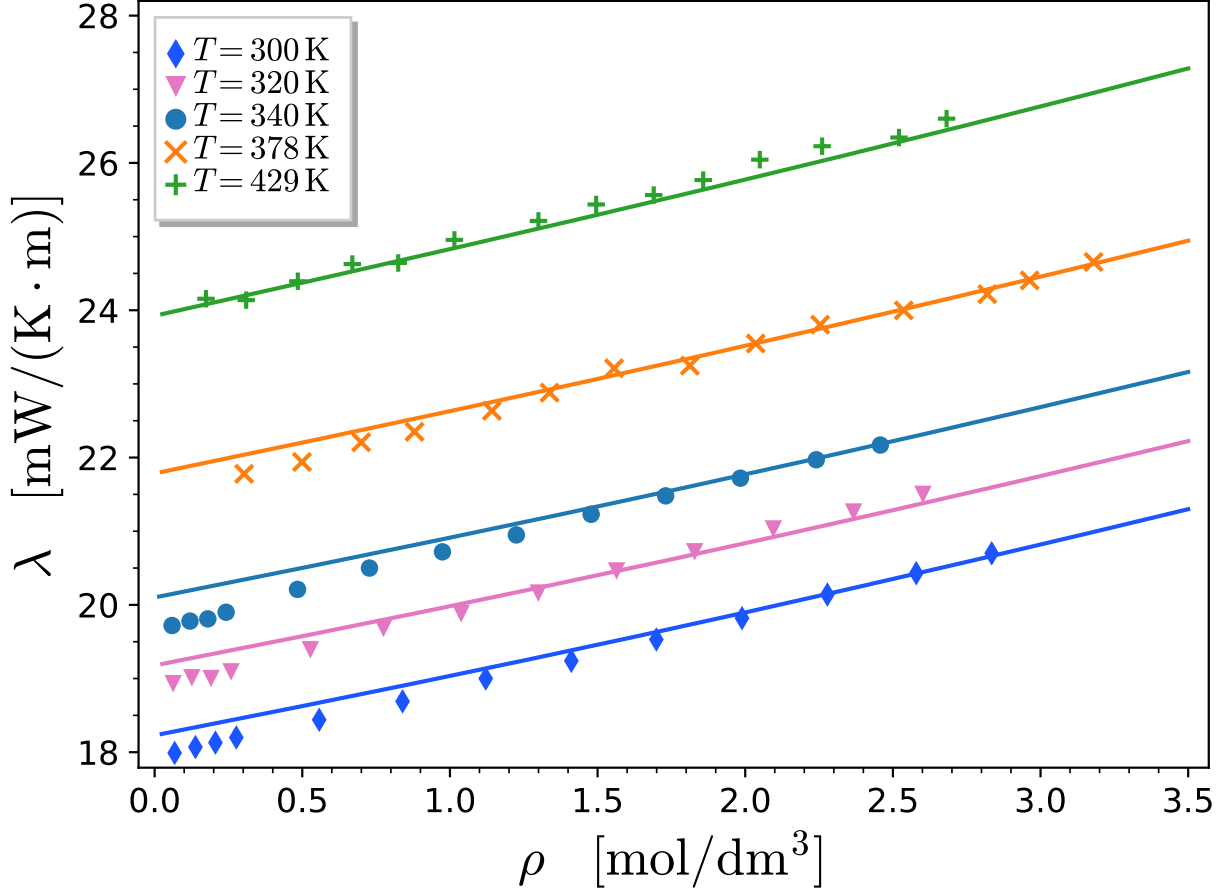


FIG. 3. Thermal conductivity λ of supercritical Argon as a function of density ρ . Symbols: experimental data from Ref. [32] ($T = 378$ K and 429 K) and Ref. [33] ($T = 300$ K, 320 K and 340 K). Curves: Eq. (1) evaluated using the LJ EoS of Ref. [25].

case is Argon, with $\epsilon/k_B = 116.79$ K and $\sigma = 3.3952 \cdot 10^{-10}$ m [31].

Figure 3 compares Eq. (1) (using the LJ EoS of Ref. [25]) with experimental data from Refs. [32, 33] for supercritical Argon at 300 K, 320 K, 340 K, 378 K, and 429 K. In reduced LJ units, these temperatures are in the range from $T = 2.5$ to 3.7 . The maximum density examined (about 0.08 in LJ units) lies within the low-density portion of Fig. 2, yet it is high enough for λ to deviate significantly from the dilute-gas prediction. Fig. 3 shows that this deviation is correctly captured by Eq. (1).

CONCLUSIONS

This work introduces a general thermodynamic framework for deriving transport coefficients of dense fluids, extending the transition-rate approach of Ref. [18] to conserved quantities in continuous space. The resulting expression for the thermal conductivity, Eq. (1), accurately reproduces the hard-sphere data across nearly the entire fluid regime. The appearance of the gas-liquid phase transition in the LJ model reduces the applicability of the result to the supercritical fluid. The equation is straightforward to evaluate for any system provided its EoS is known.

Beyond the specific case of heat transport, the present framework points to a broader principle: transport coefficients can be written as their dilute-gas values multiplied by a function that depends only on equilibrium thermodynamic properties; this function encapsulates dense-fluid effects. The extension of the formalism to viscosity and self-diffusion, and its potential applicability to solids motivate further investigation. Overall, the results presented here for thermal conductivity support the emergence of a unified macroscopic description of transport, where equilibrium thermodynamics determines the dense-fluid behavior while microscopic details enter solely through the dilute-gas coefficients.

ACKNOWLEDGMENTS

Discussions that were fundamental to the development of this article with M. A. Di Muro, M. Sampayo Puelles, L. Marchioni, P. Giménez and A. Alés are gratefully acknowledged. This work was partially supported by National University of Mar del Plata (UNMdP, Argentina, EXA1190/24).

* hoyuelos@mdp.edu.ar

- [1] S. Chapman and T. G. Cowling, *The Mathematical Theory of Non-Uniform Gases*, 3rd ed. (Cambridge University Press, 1970).
- [2] C. M. Silva and H. Liu, “Modelling of transport properties of hard sphere fluids and related systems, and its applications,” in *Theory and Simulation of Hard-Sphere Fluids and Related Systems*, edited by A. Mulero (Springer, 2008) p. 383.

- [3] D. Enskog, “Kinetische theorie der wärmeleitung, reibung und selbstdiffusion in gewissen verdichteten gasen und flüssigkeiten,” Kungl. Svenska Vetensk. Handl. **63**, 1 (1922).
- [4] H.J.M. Hanley, R.D. McCarty, and E.G.D. Cohen, “Analysis of the transport coefficients for simple dense fluid: Application of the modified enskog theory,” Physica **60**, 322–356 (1972).
- [5] H. van Beijeren and M. H. Ernst, “The modified enskog equation,” Physica **68**, 437 (1973).
- [6] J.D. Weeks, D. Chandler, and H.C. Andersen, “The role of repulsive forces in determining the equilibrium structure of simple liquids,” J. Chem. Phys. **54**, 5237 (1971).
- [7] F. D. C. Silva, L. A. Coelho, F. W. Tavares, and M. J. E. M. Cardoso, “Shear viscosity calculated by perturbation theory and molecular dynamics for dense fluids,” Inter. J. Quant. Chem. **95**, 79–87 (2003).
- [8] J. H. Dymond, “Corrected Enskog theory and the transport coefficients of liquids,” J. Chem. Phys. **60**, 969 (1974).
- [9] J. H. Hildebrand, “Motions of molecules in liquids: Viscosity and diffusivity,” Science **174**, 490 (1971).
- [10] A. J. Batschinski, “Investigations of internal friction of fluids,” Z. Phys. Chem. **84**, 643 (1913).
- [11] A. K. Doolittle, “Studies in Newtonian flow. II. The dependence of the viscosity of liquids on free-space,” J. Appl. Phys. **22**, 1471 (1951).
- [12] M. H. Cohen and D. Turnbull, “Molecular transport in liquids and glasses,” J. Chem. Phys. **31**, 1164 (1959).
- [13] D. Turnbull and M. H. Cohen, “On the free-volume model of the liquid-glass transition,” J. Chem. Phys. **52**, 3038 (1970).
- [14] P. B. Macedo and T. A. Litovitz, “On the relative roles of free volume and activation energy in the viscosity of liquids,” J. Chem. Phys. **42**, 245 (1965).
- [15] Y. Rosenfeld, “Relation between the transport coefficients and the internal entropy of simple systems,” Phys. Rev. A **15**, 2545 (1977).
- [16] Y. Rosenfeld, “A quasi-universal scaling law for atomic transport in simple fluids,” J. Phys.: Condens. Matter **11**, 5415 (1999).
- [17] Jeppe C. Dyre, “Perspective: Excess-entropy scaling,” J. Chem. Phys. **149**, 210901 (2018).
- [18] M. A. Di Muro and M. Hoyuelos, “Application of the Widom insertion formula to transition rates in a lattice,” Phys. Rev. E **104**, 044104 (2021).
- [19] L. Marchioni, M. A. Di Muro, and M. Hoyuelos, “Dependence on the thermodynamic state of

- self-diffusion of pseudo-hard-sphere and lennard-jones potentials,” *Phys. Rev. E* **107**, 014134 (2023).
- [20] L. Marchioni, M. A. Di Muro, and M. Hoyuelos, “Viscosity as the product of its ideal low-concentration value and a thermodynamic function,” *Phys. Rev. E* **111**, 064128 (2025).
 - [21] M. Hoyuelos, M. A. Di Muro, and P. Giménez, “Physical meaning of non-extensive term in Massieu functions,” *Phys. Rev. E* **111**, 024120 (2025).
 - [22] N. F. Carnahan and K. E. Starling, “Equation of state for nonattracting rigid spheres,” *J. Chem. Phys.* **51**, 635 (1969).
 - [23] S. Pieprzyk, A. C. Brańka, D. M. Heyes, and M. N. Bannerman, “A comprehensive study of the thermal conductivity of the hard sphere fluid and solid by molecular dynamics simulation,” *Phys. Chem. Chem. Phys.* **22**, 8834 (2020).
 - [24] J. Kolafa, S. Labík, and A. Malijevský, “Accurate equation of state of the hard sphere fluid in stable and metastable regions,” *Phys. Chem. Chem. Phys.* **6**, 2335 (2004).
 - [25] S. Pieprzyk, A. C. Brańka, Sz. Maćkowiak, and D. M. Heyes, “Comprehensive representation of the Lennard-Jones equation of state based on molecular dynamics simulation data,” *J. Chem. Phys.* **148**, 114505 (2018).
 - [26] J. Kolafa and I. Nezbeda, “The Lennard-Jones fluid: an accurate analytic and theoretically-based equation of state,” *Fluid Ph. Equilibria* **100**, 1 (1994).
 - [27] L. R. Fokin, V.N. Popov, and A.N. Kalashnikov, “Analytical representation of collision integrals for the (m-6) Lennard-Jones potentials in the EPIDIF database,” *High Temp.* **37**, 45 (1999).
 - [28] K. Meier, *Computer Simulation and Interpretation of the Transport Coefficients of the Lennard-Jones Model Fluid*, Ph.D. thesis, Department of Mechanical Engineering of the University of the Federal Armed Forces Hamburg (2002).
 - [29] G. Galliero and Ch. Boned, “Thermal conductivity of the Lennard-Jones chain fluid model,” *Phys. Rev. E* **80**, 061202 (2009).
 - [30] E. A. Mastny and J. J. de Pablo, “Melting line of the lennard-jones system, infinite size, and full potential,” *J. Chem. Phys.* **127**, 104504 (2007).
 - [31] J. Vrabec, J. Stoll, and H. Hasse, “A set of molecular models for symmetric quadrupolar fluids,” *J. Phys. Chem. B* **105**, 12126 (2001).
 - [32] U. V. Mardolcar, C. A. Nieto de Castro, and W. A. Wakeham, “Thermal conductivity of

Argon in the temperature range 107 to 423 K,” *International Journal of Thermophysics* **7**, 259 (1986).

- [33] L. Sun and J. E. S. Venart, “Thermal conductivity, thermal diffusivity, and heat capacity of gaseous Argon and Nitrogen,” *International Journal of Thermophysics* **26**, 325 (2005).