

# A DECOUPLED, UNCONDITIONALLY STABLE AND SECOND-ORDER INTEGRATOR FOR THE LANDAU–LIFSHITZ–GILBERT EQUATION WITH MAGNETOELASTIC EFFECTS

MARTIN KRUŽÍK, HYWEL NORMINGTON, AND MICHELE RUGGERI

**ABSTRACT.** We consider the numerical approximation of a nonlinear system of partial differential equations modeling magnetostriction in the small-strain regime consisting of the Landau–Lifshitz–Gilbert equation for the magnetization and the conservation of linear momentum law for the displacement. We propose a fully discrete numerical scheme based on first-order finite elements for the spatial discretization. The time discretization employs a combination of the classical Newmark- $\beta$  scheme for the displacement and the midpoint scheme for the magnetization, applied in a decoupled fashion. The resulting method is fully linear, formally of second order in time, and we prove that it is unconditionally stable. Finally, we assess the stability, accuracy, and energy conservation properties of the proposed method in a collection of numerical experiments.

## 1. INTRODUCTION

Magnetostriction is the interaction between the magnetic state of a ferromagnetic body and the crystal lattice structure of the body. When the lattice is subject to an applied magnetic field, the lattice distorts, resulting in a change of shape of the body. Similarly, when an external force is applied to the body, the magnetic state is changed to accommodate [15]. These two effects are referred to as the direct and inverse magnetostrictive effect, respectively. Magnetostrictive (or magnetoelastic) materials are found in a variety of applications, including sensors, actuators, and energy harvesting devices [31, 18]. This magnetoelastic effect applies to all ferromagnetic materials, but is often ignored as it is small when compared to other energy contributions (e.g., magnetostatics). In cases where it cannot be ignored, accurate and stable numerical solvers must be designed and analyzed to incorporate the effects of magnetostriction.

Magnetoelastic materials, in the small-strain case, are modeled with the highly nonlinear Landau–Lifshitz–Gilbert (LLG) equation with a nonlinear coupling to the conservation of momentum equation (see (2)–(3) below). For physical investigations of magnetostriction based on several versions of this system of partial differential equations (PDEs), we refer to, e.g., [37, 28, 14, 32, 35, 34, 21].

For the static setting, the small-strain energy has recently been rigorously derived from the finite-strain deformation formulation in [5]. For the dynamic setting (subject of the present work), existence of weak solutions of (2)–(3) is well established [38, 17], and numerical analysis has been developed by Bañas and coauthors [8, 9, 10, 11, 13], and more recently in [30]. In [8, 9, 10, 11], numerical analysis of finite element approximations with respect to strong solutions is developed. The works [13, 30] focus on extending the tangent plane scheme proposed by Alouges [6] to approximation of the weak solution

---

*Date:* December 2, 2025.

*2010 Mathematics Subject Classification.* 35Q74, 65M12, 65M20, 65M60, 65Z05.

*Key words and phrases.* finite element method; Landau–Lifshitz–Gilbert equation; magnetoelasticity; magnetostriction; micromagnetics; Newmark scheme; midpoint scheme; unconditional stability.

by finite elements. The first of these [13] decouples and linearizes the highly nonlinear and coupled PDE system into the solution of two separate linear systems, assuming that the meshes are of weakly acute type for stability. This restrictive assumption was lifted in [30] by partially removing the nodal projection step associated with maintaining the nonconvex unit-length constraint on the magnetization, based upon work by Bartels [12], yielding an unconditionally stable method; see also [1]. Furthermore, [30] proves, under a restrictive Courant–Friedrichs–Lewy (CFL) condition, that the weak solution toward which the finite element approximation is converging satisfies the intrinsic energy law of the PDE system. The numerical algorithms of [13, 30] are formally of first-order in space and time. Additionally, the error in the unit-length constraint of [30] is of first-order. Recently, projection-free tangent plane schemes of second-order accuracy in the realization of the unit-length constraint have been introduced and analyzed by [2, 3] and extended by [19, 20, 4]. The numerical schemes [2, 3, 19, 20] are in the context of gradient descent-based energy minimization, whereas [4] is a numerical scheme for the LLG equation. In [2, 19, 20, 4], the improvements to the unit-length constraint error violation are from applying a two-step backwards differentiation formula (BDF2) time-stepping, instead of the first-order time-stepping applied in [6, 12], along with a modification to the solution space of the linear system. The method applied in [3] only requires a minor modification to the solution space of the linear system used in [6], and its analysis does not require the use of any BDF2-adapted norms which are less suited to time-dependent problems, especially when energy laws are desired.

The discretization used in [13, 30] for the conservation of linear momentum equation is of first order, and highly dissipative due to the implicit solver applied. Whilst this is beneficial for the convergence analysis, it can spoil any long-term behavior of the numerical solution in practical simulations. This numerical dissipation can be directly linked to whether or not the scheme is of second order when investigated through the Newmark– $\beta$  scheme [29]. The Newmark– $\beta$  scheme takes two parameters,  $\beta$  and  $\gamma$ , and requires  $\gamma = 1/2$  to be second-order, and for purely elastic materials requires  $\beta \geq 1/4$  for unconditional stability. Formally, the discretization applied to the conservation of momentum equation in [13, 30] can be matched with a Newmark– $\beta$  scheme with parameters  $\beta = 1, \gamma = 3/2$  and an alternative initialization step.

In this work, we propose a decoupled algorithm based on the general Newmark– $\beta$  scheme for the conservation of momentum equation, in conjunction with an extension of the midpoint scheme from [3] for the LLG equation. We show that this approach yields for the LLG equation with magnetostriction an integrator that is decoupled, fully linear, unconditionally stable, and (formally) second-order in time. We do not prove convergence toward weak solutions, but confirm the expected second-order convergence in time (of the error measured in the  $H^1$ -norm, for both the displacement and the magnetization, as well as of the unit-length constraint violation, measured in the natural  $L^1$ -norm) by means of numerical experiments. Moreover, we numerically assess the stability of the algorithm, and show that the proposed method is more energy-preserving and demonstrates significantly lower artificial dissipation than the previously employed schemes [13, 30], which is of fundamental importance to describe dynamic processes with high-frequency oscillations (nutations).

The remainder of this work is organized as follows: In Section 2, we introduce the model of dynamic magnetoelasticity. The fully discrete decoupled midpoint-Newmark– $\beta$  method for its solution can be found in Section 3 (Algorithm 3.2). The stability analysis of the algorithm is performed in Section 4. Finally, Section 5 is devoted to numerical

experiments assessing the accuracy, stability, and energy conservation properties of the proposed method.

**1.1. Notation.** Here we collect some notation we shall use to describe the model problem, and further notation to be applied in the analysis. We shall denote the  $L^2$ -inner product and norm as  $\langle \cdot, \cdot \rangle$  and  $\|\cdot\|$  respectively, and in all other cases we include the space explicitly, e.g.,  $\|\cdot\|_{\mathbf{H}^1(\Omega)}$ .

A fourth-order tensor  $\mathbb{A} \in \mathbb{R}^{3^4}$  and a second-order tensor  $A \in \mathbb{R}^{3^2}$  are contracted to a second-order tensor via the formula

$$(\mathbb{A} : A)_{ij} = \sum_{k,\ell=1}^4 \mathbb{A}_{ijk\ell} A_{k\ell} \text{ for all } i, j = 1, 2, 3.$$

We define the Frobenius product of a pair of second-order tensors  $A, B \in \mathbb{R}^{3^2}$  via

$$A : B = \sum_{i,j=1}^3 A_{ij} B_{ij},$$

and given two vectors  $\mathbf{a}, \mathbf{b} \in \mathbb{R}^3$  we define the second-order tensor  $\mathbf{a} \otimes \mathbf{b} \in \mathbb{R}^{3^2}$  by

$$(\mathbf{a} \otimes \mathbf{b})_{ij} = a_i b_j, \text{ for all } i, j = 1, 2, 3.$$

We define the transpose  $\mathbb{A}^\top \in \mathbb{R}^{3^4}$  of a fourth-order tensor  $\mathbb{A} \in \mathbb{R}^{3^4}$  as  $(\mathbb{A}^\top)_{ijkl} = \mathbb{A}_{klij}$ . When  $\mathbb{A}^\top = \mathbb{A}$ , we say that  $\mathbb{A}$  possesses major symmetry. When  $\mathbb{A}_{ijkl} = \mathbb{A}_{jikl} = \mathbb{A}_{ijlk}$ , we say that  $\mathbb{A}$  possesses minor symmetry. If both of these hold, then  $\mathbb{A}$  is fully symmetric.

Given a fourth-order tensor  $\mathbb{C} \in \mathbb{R}^{3^4}$  we say that  $\mathbb{C}$  is uniformly positive definite if there exists some  $C_0 > 0$  such that

$$A : (\mathbb{C} : A) \geq C_0 \|A\|^2, \text{ for all } A \in \mathbb{R}^{3^2}.$$

In this case, we then associate with  $\mathbb{C}$  the energy norm

$$\|A\|_{\mathbb{C}}^2 = \langle \mathbb{C} : A, A \rangle, \text{ for all } A \in \mathbb{R}^{3^2}.$$

Lastly, if an equality of the form  $a \leq Cb$  holds between  $a, b \geq 0$ , where  $C > 0$  is a constant independent of the discretization parameters (that in our case will be the mesh size and time-step size), we may denote the inequality by hiding the constant as  $a \lesssim b$ .

## 2. MODEL PROBLEM

Let  $\Omega \subset \mathbb{R}^3$  be a bounded Lipschitz domain representing the volume occupied by a magnetoelastic body. We assume the boundary  $\partial\Omega$  is split into two disjoint relatively open parts  $\Gamma_D$  (of positive surface measure) and  $\Gamma_N$ , i.e.,  $\partial\Omega = \bar{\Gamma}_D \cup \bar{\Gamma}_N$  and  $\Gamma_D \cap \Gamma_N = \emptyset$ . Let  $T > 0$  denote some final time, and consider the space-time domain  $\Omega_T = \Omega \times (0, T)$ .

The magnetomechanical state of the body is described by two vector fields: the sphere-valued magnetization  $\mathbf{m} : \Omega_T \rightarrow \mathbb{S}^2$  and the displacement  $\mathbf{u} : \Omega_T \rightarrow \mathbb{R}^3$ . The total strain  $\boldsymbol{\varepsilon}$ , measuring the internal distortion of the material, is the sum of the elastic strain  $\boldsymbol{\varepsilon}_{\text{el}}$  and the magnetostrain  $\boldsymbol{\varepsilon}_{\text{m}}$ , i.e.,  $\boldsymbol{\varepsilon} = \boldsymbol{\varepsilon}_{\text{el}} + \boldsymbol{\varepsilon}_{\text{m}}$ . The magnetostrain depends on the magnetization and takes the form

$$\boldsymbol{\varepsilon}_{\text{m}}(\mathbf{m}) = \mathbb{Z} : (\mathbf{m} \otimes \mathbf{m}),$$

where  $\mathbb{Z} \in \mathbb{R}^{3^4}$  is the fourth-order, minorly symmetric magnetostriction tensor [22], whereas the total strain is given by the symmetric gradient and reads as

$$\boldsymbol{\varepsilon}(\mathbf{u}) = \frac{\nabla \mathbf{u} + (\nabla \mathbf{u})^\top}{2}.$$

The stress  $\boldsymbol{\sigma}$  is related to the strain through Hooke's law,

$$\boldsymbol{\sigma}[\mathbf{u}, \mathbf{m}] = \mathbb{C} : \boldsymbol{\varepsilon}_{\text{el}}(\mathbf{u}, \mathbf{m}) = \mathbb{C} : [\boldsymbol{\varepsilon}(\mathbf{u}) - \boldsymbol{\varepsilon}_{\text{m}}(\mathbf{m})],$$

where  $\mathbb{C} \in \mathbb{R}^{3^4}$  is the standard fourth-order elastic tensor, which is fully symmetric and positive definite. The potential energy of the system considered in this work is defined as

$$\mathcal{E}[\mathbf{u}, \mathbf{m}] = \frac{1}{2} \int_{\Omega} |\nabla \mathbf{m}|^2 - \int_{\Omega} \mathbf{f} \cdot \mathbf{m} + \frac{1}{2} \int_{\Omega} [\boldsymbol{\varepsilon}(\mathbf{u}) - \boldsymbol{\varepsilon}_{\text{m}}(\mathbf{m})] : \{\mathbb{C} : [\boldsymbol{\varepsilon}(\mathbf{u}) - \boldsymbol{\varepsilon}_{\text{m}}(\mathbf{m})]\}, \quad (1)$$

where the first term is the Heisenberg exchange energy, which favors uniformity of the magnetization, the second term is the so-called Zeeman energy, modeling the interaction of the magnetization with an external magnetic field (assumed to be constant in time and unaffected by the magnetization), and the third term is the elastic energy, which encourages the strain of the material to match the magnetostrain produced by the magnetization. Further energy contributions can be included (e.g., anisotropy energy, Dzyaloshinskii–Moriya interaction, magnetostatic energy, interaction with volume or surfaces forces), but are omitted here for ease of presentation.

The dynamics of the magnetization and the displacement is governed by a coupled system of PDEs consisting of the conservation of linear momentum equation and the LLG equation:

$$\partial_{tt} \mathbf{u} = \nabla \cdot \boldsymbol{\sigma}[\mathbf{u}, \mathbf{m}] \quad \text{in } \Omega \times (0, T), \quad (2)$$

$$\partial_t \mathbf{m} = -\mathbf{m} \times \mathbf{h}_{\text{eff}}[\mathbf{u}, \mathbf{m}] + \alpha \mathbf{m} \times \partial_t \mathbf{m} \quad \text{in } \Omega \times (0, T), \quad (3)$$

The constant  $\alpha > 0$  in (3) is called the Gilbert damping parameter. The effective field  $\mathbf{h}_{\text{eff}}[\mathbf{u}, \mathbf{m}]$  is related to the energy (1) by the negative Gateaux derivative, that in strong form reads as

$$\mathbf{h}_{\text{eff}}[\mathbf{u}, \mathbf{m}] = -\frac{\delta \mathcal{E}[\mathbf{u}, \mathbf{m}]}{\delta \mathbf{m}} = \Delta \mathbf{m} + 2\mathbb{Z}^{\top} : \boldsymbol{\sigma}[\mathbf{u}, \mathbf{m}] \mathbf{m} + \mathbf{f}. \quad (4)$$

Note that we can also write (2) in the form

$$\partial_{tt} \mathbf{u} = -\frac{\delta \mathcal{E}[\mathbf{u}, \mathbf{m}]}{\delta \mathbf{u}}.$$

The system of equations (2)–(3) is supplemented with the initial and boundary conditions

$$\mathbf{u}(0) = \mathbf{u}^0 \quad \text{in } \Omega, \quad (5a)$$

$$\partial_t \mathbf{u}(0) = \dot{\mathbf{u}}^0 \quad \text{in } \Omega, \quad (5b)$$

$$\mathbf{m}(0) = \mathbf{m}^0 \quad \text{in } \Omega, \quad (5c)$$

$$\mathbf{u} = \mathbf{0} \quad \text{on } \Gamma_D \times (0, T), \quad (5d)$$

$$\boldsymbol{\sigma}[\mathbf{u}, \mathbf{m}] \mathbf{n} = \mathbf{0} \quad \text{on } \Gamma_N \times (0, T), \quad (5e)$$

$$\partial_{\mathbf{n}} \mathbf{m} = \mathbf{0} \quad \text{on } \partial\Omega \times (0, T), \quad (5f)$$

where  $\mathbf{u}^0, \dot{\mathbf{u}}^0 : \Omega \rightarrow \mathbb{R}^3$  and  $\mathbf{m}^0 : \Omega \rightarrow \mathbb{S}^2$  are suitable initial data, and  $\mathbf{n}$  denotes the outward-pointing unit normal vector to  $\partial\Omega$ . By a simple formal calculation, it can be shown that solutions of (2)–(3) that are sufficiently smooth satisfy an energy law,

$$\frac{d}{dt} \left( \mathcal{E}[\mathbf{u}(t), \mathbf{m}(t)] + \frac{1}{2} \int_{\Omega} |\partial_t \mathbf{u}(t)|^2 \right) = -\alpha \int_{\Omega} |\partial_t \mathbf{m}(t)|^2 \leq 0, \quad (6)$$

which states that the total energy, given by the sum of the potential energy (1) and the kinetic energy is nonincreasing in time, with any decay modulated by the Gilbert damping parameter  $\alpha$ .

### 3. NUMERICAL ALGORITHM

In this section, we introduce the fully discrete (i.e., discrete both in time and in space) algorithm we propose to approximate solutions to the magnetoelastic system (2)–(3).

**3.1. Time discretization.** Let  $0 = t_0 < t_1 < t_2 < \dots < t_N = T$  be a uniform partition of the time interval  $[0, T]$  into  $N$  intervals with constant time-step size  $k = T/N$ , so that  $t_i = ik$  for each  $i = 0, \dots, N$ .

Given  $\{\phi^i\}_{0 \leq i \leq N}$ , we define

- the midpoint values as

$$\phi^{i+1/2} := \frac{\phi^i + \phi^{i+1}}{2} \quad \text{for } i = 0, \dots, N-1;$$

- the extrapolated values at the midpoint as

$$\hat{\phi}^{i+1/2} = \frac{3}{2}\phi^i - \frac{1}{2}\phi^{i-1}, \quad \text{for } i = 1, \dots, N-1; \quad (7)$$

- the first and second discrete time derivatives as

$$\begin{aligned} d_t \phi^i &:= \frac{\phi^i - \phi^{i-1}}{k}, & \text{for } i = 1, \dots, N; \\ d_t^2 \phi^{i+1} &:= \frac{d_t \phi^{i+1} - d_t \phi^i}{k} = \frac{\phi^{i+1} - 2\phi^i + \phi^{i-1}}{k^2}, & \text{for } i = 1, \dots, N-1. \end{aligned}$$

If  $\dot{\phi}^0$  is available, we also define the second discrete time derivative  $d_t^2 \phi^{i+1}$  for  $i = 0$  as  $d_t^2 \phi^1 = \frac{\phi^1 - \phi^0 - k\dot{\phi}^0}{k^2}$ .

To discretize the coupled system (2)–(3) in time, we consider a decoupled algorithm which combines the Newmark- $\beta$  scheme based upon [29] for (2), with an extension to the LLG equation of the method proposed in [3] for approximating flows of harmonic maps into spheres.

Let  $i = 0, \dots, N-1$ . For the Newmark- $\beta$  scheme, we start with applying Taylor's theorem with Lagrange's form of the remainder to both the displacement  $\mathbf{u}$  and the velocity  $\dot{\mathbf{u}} = \partial_t \mathbf{u}$  to obtain

$$\mathbf{u}(t_{i+1}) = \mathbf{u}(t_i + k) = \mathbf{u}(t_i) + k\dot{\mathbf{u}}(t_i) + \frac{k^2}{2}\partial_{tt}\mathbf{u}(\xi_i)$$

and

$$\dot{\mathbf{u}}(t_{i+1}) = \dot{\mathbf{u}}(t_i + k) = \dot{\mathbf{u}}(t_i) + k\partial_{tt}\mathbf{u}(\eta_i),$$

respectively, for certain  $\xi_i, \eta_i \in (t_i, t_{i+1})$ . To obtain a time-stepping method for the approximations  $\mathbf{u}^i \approx \mathbf{u}(t_i)$  and  $\dot{\mathbf{u}}^i \approx \dot{\mathbf{u}}(t_i)$ , we approximate the acceleration terms in both equations as convex combinations of the current and future time-steps (weighted by parameters  $\beta \in [0, 1/2], \gamma \in [0, 1]$ ). Using then (2), we obtain

$$\mathbf{u}^{i+1} = \mathbf{u}^i + k\dot{\mathbf{u}}^i + \frac{k^2}{2}\nabla \cdot [(1-2\beta)\boldsymbol{\sigma}[\mathbf{u}^i, \mathbf{m}^i] + 2\beta\boldsymbol{\sigma}[\mathbf{u}^{i+1}, \mathbf{m}^{i+1}]] \quad (8)$$

$$\dot{\mathbf{u}}^{i+1} = \dot{\mathbf{u}}^i + k\nabla \cdot [(1-\gamma)\boldsymbol{\sigma}[\mathbf{u}^i, \mathbf{m}^i] + \gamma\boldsymbol{\sigma}[\mathbf{u}^{i+1}, \mathbf{m}^{i+1}]], \quad (9)$$

where  $\mathbf{m}^i \approx \mathbf{m}(t_i)$ . As the acceleration is independent of the velocity, we observe that for  $\beta > 0$  equation (8) is implicitly defined, but independent of the future velocity, and that (9) is explicit (given the new displacement). This means that the displacement equation can be solved first, and the velocity can be updated after the displacement. An alternative is to eliminate the velocity entirely, which can be done subtracting (8) for two consecutive iterates (those with  $\mathbf{u}^{i+2}$  and  $\mathbf{u}^{i+1}$  on the left-hand side) and replacing

the difference  $\dot{\mathbf{u}}^{i+1} - \dot{\mathbf{u}}^i$  arising on the right-hand side using (9). We follow this second approach to obtain

$$\begin{aligned} & \mathbf{u}^{i+2} - 2\mathbf{u}^{i+1} + \mathbf{u}^i \\ &= k^2 \nabla \cdot \left[ \beta \boldsymbol{\sigma}[\mathbf{u}^{i+2}, \mathbf{m}^{i+2}] + \left( \frac{1}{2} + \gamma - 2\beta \right) \boldsymbol{\sigma}[\mathbf{u}^{i+1}, \mathbf{m}^{i+1}] + \left( \frac{1}{2} - \gamma + \beta \right) \boldsymbol{\sigma}[\mathbf{u}^i, \mathbf{m}^i] \right]. \end{aligned} \quad (10)$$

In view of the upcoming analysis and for a better comparison with the methods from [13, 30], we will use the two-step formulation (10) of Newmark- $\beta$  scheme to compute the approximations  $\{\mathbf{u}^i\}_{i=2}^N$ . In the first step (initialization), we will compute  $\mathbf{u}^1$  by resorting to (8).

**Remark 3.1** (relevant choices of the parameters  $\beta$  and  $\gamma$ ). It is immediate that if we choose  $\beta = 0$  in (8), then the discretization is explicit for the displacement, and choosing any other  $\beta > 0$  yields an implicit discretization. The velocity defined by (9) is always explicit. We can rewrite the system of equations (8)–(9) in terms of incremental and mean values [27] yielding

$$\begin{aligned} \mathbf{d}_t \mathbf{u}^{i+1} &= \dot{\mathbf{u}}^{i+1/2} + k^2 \left( \beta - \frac{\gamma}{2} \right) \nabla \cdot [\mathbf{d}_t \boldsymbol{\sigma}[\mathbf{u}^{i+1}, \mathbf{m}^{i+1}]], \\ \mathbf{d}_t \dot{\mathbf{u}}^{i+1} &= \frac{1}{2} \nabla \cdot [\boldsymbol{\sigma}[\mathbf{u}^{i+1}, \mathbf{m}^{i+1}] + \boldsymbol{\sigma}[\mathbf{u}^i, \mathbf{m}^i]] + k \left( \gamma - \frac{1}{2} \right) \nabla \cdot [\mathbf{d}_t \boldsymbol{\sigma}[\mathbf{u}^{i+1}, \mathbf{m}^{i+1}]]. \end{aligned}$$

For unconditional stability, we expect that  $\gamma \geq 1/2$  and  $\beta \geq \gamma/2 \geq 1/4$  are required to ensure the coefficients on the right-hand side are nonnegative [27, Section 3.2]. Choosing  $\beta > 1/4$  introduces some phase error, as the period of oscillation is elongated. The scheme is second-order in time if and only if  $\gamma = 1/2$ , making this the natural choice for  $\gamma$ . Choosing  $\gamma > 1/2$  yields numerical damping, and choosing  $\gamma < 1/2$  yields numerical amplification. The choice of  $\beta$  is related to the variation in the acceleration in the time-interval and a few special cases can be described naturally [29]. Assume that we choose  $\gamma = 1/2$ . If we choose  $\beta = \gamma/2 = 1/4$  then the scheme is symmetric, and the acceleration is uniform over the interval, equal to the mean of the initial and final values of acceleration, and is called the *average acceleration method* [26]. If we choose  $\beta = 1/6$ , the acceleration varies linearly over the interval. If we choose  $\beta = 1/8$ , the variation is given by a step function, where the first (second) half of the interval is a uniform value equal to the initial (final) acceleration. If we choose  $\beta = 1/12$ , this is known as the Fox–Goodwin method [23, Method VII], and minimizes the phase error. When we choose  $\beta = 0$ , this is known as the Verlet, central difference, or explicit Newmark, scheme [25].

For the LLG equation, following [7], we start with rewriting (3) as

$$\alpha \partial_t \mathbf{m}(t) + \mathbf{m}(t) \times \partial_t \mathbf{m}(t) = \mathbf{h}_{\text{eff}}[\mathbf{u}(t), \mathbf{m}(t)] - (\mathbf{h}_{\text{eff}}[\mathbf{u}(t), \mathbf{m}(t)] \cdot \mathbf{m}(t)) \mathbf{m}(t).$$

Testing with

$$\phi \in \mathcal{K}[\mathbf{m}(t)] := \{\psi \in \mathbf{H}^1(\Omega) : \mathbf{m}(t) \cdot \psi = 0 \text{ a.e. in } \Omega\}$$

and using the expression of the effective field (4), we obtain

$$\begin{aligned} \alpha \langle \partial_t \mathbf{m}(t), \phi \rangle + \langle \mathbf{m}(t) \times \partial_t \mathbf{m}(t), \phi \rangle &= -\langle \nabla \mathbf{m}(t), \nabla \phi \rangle \\ &\quad + \langle 2\mathbb{Z}^\top : \boldsymbol{\sigma}[\mathbf{u}(t), \mathbf{m}(t)] \mathbf{m}(t), \phi \rangle + \langle \mathbf{f}, \phi \rangle. \end{aligned}$$

Note that  $\partial_t \mathbf{m}(t) \in \mathcal{K}[\mathbf{m}(t)]$  by (3). To discretize the latter in time we utilize the midpoint scheme

$$\alpha \langle d_t \mathbf{m}^{i+1}, \phi \rangle + \langle \mathbf{m}^{i+1/2} \times d_t \mathbf{m}^{i+1}, \phi \rangle = -\langle \nabla \mathbf{m}^{i+1/2}, \nabla \phi \rangle + \langle 2\mathbb{Z}^\top : \sigma[\mathbf{u}^{i+1/2}, \mathbf{m}^{i+1/2}] \mathbf{m}^{i+1/2}, \phi \rangle + \langle \mathbf{f}, \phi \rangle, \quad (11)$$

where the test function  $\phi$  belongs to  $\mathcal{K}[\mathbf{m}^{i+1/2}]$ . A direct use of (11) in an effective numerical scheme is not obvious as this equation is nonlinear in a threefold sense: First, due to the last term on the right-hand side, it is nonlinear in the unknown  $\mathbf{m}^{i+1}$ ; Second, as  $\mathbf{m}^{i+1}$  also enters the orthogonality constraint on the test function, an effective implementation of the time-stepping is not clear; Third, (11) is (nonlinearly) coupled to (10), as  $\mathbf{u}^{i+1}$  contributes to the right-hand side. A formally (second-)order-preserving linearization can be obtained by replacing some of the midpoint values with the extrapolated quantities (7). Moreover, as is customary for this type of method for geometrically constrained PDEs (so-called tangent plane schemes, see, e.g., [6, 12]), rather than solving directly for  $\mathbf{m}^{i+1}$ , we look for  $\mathbf{v}^{i+1} := d_t \mathbf{m}^{i+1}$  in the space of orthogonal fields, and then update the magnetization as

$$\mathbf{m}^{i+1} = \mathbf{m}^i + k \mathbf{v}^{i+1}.$$

Altogether, using also the identity

$$\hat{\mathbf{m}}^{i+1/2} = \mathbf{m}^i + (k/2) \mathbf{v}_h^i \approx \mathbf{m}^i + (k/2) \mathbf{v}^{i+1} = \mathbf{m}^{i+1/2},$$

we end up with seeking for  $\mathbf{v}^{i+1} \in \mathcal{K}[\hat{\mathbf{m}}^{i+1/2}]$  such that

$$\alpha \langle \mathbf{v}^{i+1}, \phi \rangle + \langle \hat{\mathbf{m}}^{i+1/2} \times \mathbf{v}^{i+1}, \phi \rangle + \frac{k}{2} \langle \nabla \mathbf{v}^{i+1}, \nabla \phi \rangle = -\langle \nabla \mathbf{m}^i, \nabla \phi \rangle + \langle 2\mathbb{Z}^\top : \sigma[\hat{\mathbf{u}}^{i+1/2}, \hat{\mathbf{m}}^{i+1/2}] \hat{\mathbf{m}}^{i+1/2}, \phi \rangle + \langle \mathbf{f}, \phi \rangle, \quad (12)$$

for all  $\phi \in \mathcal{K}[\hat{\mathbf{m}}^{i+1/2}]$ . The latter can be interpreted as an extension to the LLG equation of the instance with  $\theta = \mu = 1/2$  of the  $(\theta, \mu)$ -method proposed in [3] for approximating flows of harmonic maps into spheres.

**3.2. Spatial discretization.** Let  $\Omega$  be a polyhedral domain, and let  $\{\mathcal{T}_h\}_{h>0}$  be a family of meshes of  $\Omega$  into tetrahedra, where  $h = \max_{K \in \mathcal{T}_h} h_K$  denotes the mesh size of  $\mathcal{T}_h$ , and  $h_K = \text{diam } K$  is the diameter of  $K \in \mathcal{T}_h$ . We then write  $\mathcal{N}_h$  for the set of nodes in the triangulation  $\mathcal{T}_h$ . For each  $K \in \mathcal{T}_h$ , we denote  $\mathcal{P}_K^1$  as the space of polynomials of degree at most 1 over  $K$ , and denote by  $\mathcal{S}^1(\mathcal{T}_h)$  the space of piecewise affine and globally continuous functions from  $\Omega$  to  $\mathbb{R}$ , that is

$$\mathcal{S}^1(\mathcal{T}_h) = \{\phi_h \in C(\bar{\Omega}) : \phi_h|_K \in \mathcal{P}_K^1 \text{ for all } K \in \mathcal{T}_h \subset H^1(\Omega)\}.$$

We write  $\mathcal{I}_h : C(\bar{\Omega}) \rightarrow \mathcal{S}^1(\mathcal{T}_h)$  for the nodal interpolant satisfying  $\mathcal{I}_h[\phi](z) = \phi(z)$  for each  $z \in \mathcal{N}_h$ , where  $\phi$  is a continuous function. We also define  $\mathcal{S}_D^1(\mathcal{T}_h) = \mathcal{S}^1(\mathcal{T}_h) \cap H_D^1(\Omega)$  including the Dirichlet boundary condition on  $\Gamma_D$  explicitly.

For vector fields we consider the vector-valued finite element space  $\mathcal{S}^1(\mathcal{T}_h)^3$ , and use the same notation as in the scalar case for the nodal interpolant  $\mathcal{I}_h : \mathbf{C}(\bar{\Omega}) \rightarrow \mathcal{S}^1(\mathcal{T}_h)^3$ .

For all  $0 \leq i \leq N$ , a fully discrete approximation to the displacement at time  $t_i$ ,  $\mathbf{u}_h^i \approx \mathbf{u}^i \approx \mathbf{u}(t_i)$  will be sought in  $\mathcal{S}_D^1(\mathcal{T}_h)^3$ , and the approximation to the magnetization  $\mathbf{m}_h^i \approx \mathbf{m}^i \approx \mathbf{m}(t_i)$  will be sought in the set

$$\mathcal{M}_{h,\delta} = \left\{ \phi_h \in \mathcal{S}^1(\mathcal{T}_h)^3 : |\phi_h(z)| \geq 1 \text{ for all } z \in \mathcal{N}_h \text{ and } \|\phi_h\|^2 - 1\|_{L^1(\Omega)} \leq \delta \right\} \quad (13)$$

for some  $\delta > 0$ . The elements of  $\mathcal{M}_{h,\delta}$  do not satisfy the unit-length constraint, even at the vertices of the mesh, but the error is controlled in  $L^1$  by the parameter  $\delta$ . If  $\delta = 0$ , we get

$$\mathcal{M}_{h,0} = \{\phi_h \in \mathcal{S}^1(\mathcal{T}_h)^3 : |\phi_h(z)| = 1 \text{ for all } z \in \mathcal{N}_h\},$$

for which the constraint holds exactly at the vertices of the mesh. We can then define the nodal projection operator  $\Pi_h : \mathcal{M}_{h,\delta} \rightarrow \mathcal{M}_{h,0}$  by  $\Pi_h \phi_h(z) = \phi_h(z)/|\phi_h(z)|$  for all  $z \in \mathcal{N}_h$  and all  $\phi_h \in \mathcal{M}_{h,\delta}$ .

Finally, also for the space of orthogonal fields appearing in the time discretization of the LLG equation, we consider a fully discrete variant in which the orthogonality is imposed only at the vertices of the mesh, i.e., for  $\mathbf{m}_h \in \mathcal{M}_{h,\delta}$  we define

$$\mathcal{K}_h[\mathbf{m}_h] := \{\psi_h \in \mathcal{S}^1(\mathcal{T}_h)^3 : \mathbf{m}_h \cdot \psi_h = 0 \text{ a.e. in } z \in \mathcal{N}_h\}.$$

**3.3. Fully discrete decoupled algorithm.** Motivated by the discussion included in the two previous subsections, for the discretization of the coupled system of PDEs modeling magnetostriction we propose the following algorithm.

**Algorithm 3.2** (decoupled midpoint-Newmark- $\beta$  method). Discretization parameters: mesh size  $h > 0$ , time-step size  $k > 0$ ,  $\beta \in [0, 1/2]$ ,  $\gamma \in [1/2, 1]$ .

Input: Approximate initial conditions  $\mathbf{m}_h^0 \in \mathcal{M}_{h,0}$ ,  $\mathbf{u}_h^0 \in \mathcal{S}_D^1(\mathcal{T}_h)^3$ ,  $\dot{\mathbf{u}}_h^0 \in \mathcal{S}^1(\mathcal{T}_h)^3$ .

Initialization:

(1) Compute  $\mathbf{v}_h^1 \in \mathcal{K}_h[\mathbf{m}_h^0]$  such that for all  $\phi_h \in \mathcal{K}_h[\mathbf{m}_h^0]$  we have

$$\begin{aligned} \alpha \langle \mathbf{v}_h^1, \phi_h \rangle + \langle \mathbf{m}_h^0 \times \mathbf{v}_h^1, \phi_h \rangle + \frac{1}{2} k \langle \nabla \mathbf{v}_h^1, \nabla \phi_h \rangle \\ = -\langle \nabla \mathbf{m}_h^0, \nabla \phi_h \rangle + \langle 2\mathbb{Z}^\top \sigma[\mathbf{u}_h^0, \mathbf{m}_h^0] \mathbf{m}_h^0, \phi_h \rangle + \langle \mathbf{f}, \phi_h \rangle, \end{aligned} \quad (14)$$

and define

$$\mathbf{m}_h^1 = \mathbf{m}_h^0 + k \mathbf{v}_h^1. \quad (15)$$

(2) Compute  $\mathbf{u}_h^1 \in \mathcal{S}_D^1(\mathcal{T}_h)^3$  such that for all  $\psi_h \in \mathcal{S}_D^1(\mathcal{T}_h)^3$  we have

$$\begin{aligned} \langle d_t^2 \mathbf{u}_h^1, \psi_h \rangle + \beta \langle \mathbb{C} : \varepsilon(\mathbf{u}_h^1), \varepsilon(\psi_h) \rangle \\ = -\left(\frac{1}{2} - \beta\right) \langle \sigma[\mathbf{u}_h^0, \mathbf{m}_h^0], \varepsilon(\psi_h) \rangle + \beta \langle \mathbb{C} : \varepsilon_m(\Pi_h \mathbf{m}_h^1), \varepsilon(\psi_h) \rangle. \end{aligned} \quad (16)$$

Loop: For all integers  $1 \leq i \leq N-1$ , iterate (i)–(ii):

(i) Compute  $\mathbf{v}_h^{i+1} \in \mathcal{K}_h[\hat{\mathbf{m}}_h^{i+1/2}]$  such that for all  $\phi_h \in \mathcal{K}_h[\hat{\mathbf{m}}_h^{i+1/2}]$  we have

$$\begin{aligned} \alpha \langle \mathbf{v}_h^{i+1}, \phi_h \rangle + \langle \hat{\mathbf{m}}_h^{i+1/2} \times \mathbf{v}_h^{i+1}, \phi_h \rangle + \frac{k}{2} \langle \nabla \mathbf{v}_h^{i+1}, \nabla \phi_h \rangle \\ = -\langle \nabla \mathbf{m}_h^i, \nabla \phi_h \rangle + \langle 2\mathbb{Z}^\top \sigma[\hat{\mathbf{u}}_h^{i+1/2}, \Pi_h \hat{\mathbf{m}}_h^{i+1/2}] \Pi_h \hat{\mathbf{m}}_h^{i+1/2}, \phi_h \rangle + \langle \mathbf{f}, \phi_h \rangle, \end{aligned} \quad (17)$$

and define

$$\mathbf{m}_h^{i+1} = \mathbf{m}_h^i + k \mathbf{v}_h^{i+1}. \quad (18)$$

(ii) Compute  $\mathbf{u}_h^{i+1} \in \mathcal{S}_D^1(\mathcal{T}_h)^3$  such that for all  $\psi_h \in \mathcal{S}_D^1(\mathcal{T}_h)^3$  we have

$$\begin{aligned} \langle d_t^2 \mathbf{u}_h^{i+1}, \psi_h \rangle + \beta \langle \mathbb{C} : \varepsilon(\mathbf{u}_h^{i+1}), \varepsilon(\psi_h) \rangle \\ = -\left(\frac{1}{2} + \gamma - 2\beta\right) \langle \sigma[\mathbf{u}_h^i, \Pi_h \mathbf{m}_h^i], \varepsilon(\psi_h) \rangle \\ - \left(\frac{1}{2} - \gamma + \beta\right) \langle \sigma[\mathbf{u}_h^{i-1}, \Pi_h \mathbf{m}_h^{i-1}], \varepsilon(\psi_h) \rangle + \beta \langle \mathbb{C} : \varepsilon_m(\Pi_h \mathbf{m}_h^{i+1}), \varepsilon(\psi_h) \rangle. \end{aligned} \quad (19)$$



Output: Approximations  $\{(\mathbf{u}_h^i, \mathbf{m}_h^i)\}_{0 \leq i \leq N}$ .

We note that in the initialization step, there is no nodal projection applied to the initial condition. This is because the nodal projection operator is idempotent, and the initial condition is assumed to satisfy  $\mathbf{m}_h^0 \in \mathcal{M}_{h,0}$ .

**Remark 3.3.** When  $\gamma = 3/2$ ,  $\beta = 1$  in (19), we recover a similar discretization to that used in [30] and [13], albeit with a different initialization step, and a more precise discretization for the magnetization. This choice is the unique pair of  $\gamma$  and  $\beta$  such that the coefficients  $1/2 + \gamma - 2\beta, 1/2 - \gamma + \beta$  are zero.

**Remark 3.4.** To formally have second-order convergence in time, we require  $\gamma = 1/2$ . If  $\gamma > 1/2$  then the numerical scheme has additional numerical dissipation, modulated by  $(\gamma - 1/2)$ . For elastic systems it is sometimes desirable to include numerical dissipation to eliminate spurious higher order modes of oscillation that remain indefinitely. This is not as relevant for the magnetomechanical system here, as the LLG equation already includes a physical mechanism for energy dissipation. Choosing  $\gamma < 1/2$  requires the use of a CFL condition for stability. The  $\beta$  parameter is associated with the stability of the system, with a typical value of  $\beta \geq 1/4$  yielding unconditional convergence (see [27]). For our system,  $\beta = 1/4$  is out of reach as the analysis will reveal. The explicit Verlet scheme [25] is retrieved with  $\beta = 0, \gamma = 1/2$ .

**Remark 3.5.** The elastic contribution to the effective field coming from the magnetoelastic energy,  $2\mathbb{Z}^\top : \boldsymbol{\sigma}[\mathbf{u}, \mathbf{m}]\mathbf{m}$ , is handled explicitly. For the approximation of this term to be formally second-order in time, we insert extrapolations for both the displacement and magnetization, giving  $2\mathbb{Z}^\top : \boldsymbol{\sigma}[\hat{\mathbf{u}}^{i+1/2}, \hat{\mathbf{m}}^{i+1/2}]\hat{\mathbf{m}}^{i+1/2}$ . An alternative to this would be to apply an extrapolation procedure to the entire term, i.e., to use  $3\mathbb{Z}^\top : \boldsymbol{\sigma}[\mathbf{u}^{i+1}, \mathbf{m}^{i+1}]\mathbf{m}^{i+1} - \mathbb{Z}^\top : \boldsymbol{\sigma}[\mathbf{u}^i, \mathbf{m}^i]\mathbf{m}^i$ . We do not use this for simplicity in the analysis. For further stability reasons, we must apply a nodal projection to at least some of the magnetization terms here to ensure the effective field is bounded in  $\mathbf{L}^2(\Omega)$ . For simplicity we apply them to all magnetization terms present in this term.

**Remark 3.6.** If the order of (19) and (17) was reversed, then the displacement term could be formed without an extrapolation, at the cost of inserting an extrapolation for the magnetization into (19). If a parallel solver was desired, then extrapolations could be inserted into both equations.

#### 4. ANALYSIS

In this section, we present the stability analysis of Algorithm 3.2. First, we shall state some assumptions on the initial data, and the extrapolation applied for the midpoint scheme.

(A1) We have that the initial data  $\mathbf{m}_h^0, \mathbf{u}_h^0, \dot{\mathbf{u}}_h^0$  satisfy the uniform boundedness

$$\sup_{h>0} \|\mathbf{m}_h^0\|_{\mathbf{H}^1(\Omega)}, \sup_{h>0} \|\mathbf{u}_h^0\|_{\mathbf{H}^1(\Omega)}, \sup_{h>0} \|\dot{\mathbf{u}}_h^0\| \lesssim 1.$$

(A2) For the midpoint scheme (17) we require that the extrapolation  $\hat{\mathbf{m}}_h^{i+1/2}$  is nonzero at all nodes  $z \in \mathcal{N}_h$ . This is so that the tangent space at each node is nontrivial, and that the nodal projection  $\Pi_h \hat{\mathbf{m}}_h^{i+1/2}$  is well-defined.

From this point forward, we assume that  $\gamma = 1/2$  and for simplicity of presentation that  $\mathbf{f} = \mathbf{0}$ . The case where  $\mathbf{f} \neq \mathbf{0}$  (both time-dependent or constant in time) is well-understood (the Zeeman field is handled explicitly and thus contributes only to the

right-hand side of the discrete variational formulations); see, e.g., [16] for the analysis in the case of the first-order standard tangent plane schemes for the LLG equation.

We now show that the initialization steps are well-defined and satisfy a boundedness in terms of the initial data.

**Proposition 4.1.** Let  $\beta > 1/4$ . The initialization steps (14) and (16) are well-posed. Moreover, there holds the stability estimate

$$\begin{aligned} & \|\nabla \mathbf{m}_h^1\|^2 + k \|\mathbf{v}_h^1\|^2 \\ & \quad + \|\mathbf{d}_t \mathbf{u}_h^1\|^2 + \|\boldsymbol{\varepsilon}(\mathbf{u}_h^1)\|_{\mathbb{C}}^2 + k^2 (\beta - 1/4) \|\boldsymbol{\varepsilon}(\mathbf{d}_t \mathbf{u}_h^1)\|_{\mathbb{C}}^2 \\ & \lesssim 1 + \|\nabla \mathbf{m}_h^0\|^2 + \|\dot{\mathbf{u}}_h^0\|^2 + (1+k) \|\boldsymbol{\varepsilon}(\mathbf{u}_h^0)\|^2, \end{aligned} \quad (20)$$

where the hidden constant depends upon the problem data and  $|\Omega|$ .

**Remark 4.2.** We must have  $\beta > 1/4$  in a strict sense so that terms coming from the right-hand side of (16) can be suppressed by terms that occur naturally from the Newmark- $\beta$  scheme. If  $0 \leq \beta \leq 1/4$  then the term  $\|\boldsymbol{\varepsilon}(\mathbf{d}_t \mathbf{u}_h^1)\|_{\mathbb{C}}^2$  would require a CFL condition of the form  $k = O(h)$  for stability, and this would introduce further technical problems in later propositions.

*Proof.* We immediately see by the Lax–Milgram theorem that there exists  $\mathbf{u}_h^1 \in \mathcal{S}_D^1(\mathcal{T}_h)$ ,  $\mathbf{v}_h^1 \in \mathcal{K}_h[\mathbf{m}_h^0]$  such that (14) and (16) hold respectively. In (14), we choose  $\boldsymbol{\phi}_h = k\mathbf{v}_h^1$ , yielding

$$\alpha k \|\mathbf{v}_h^1\|^2 + \frac{1}{2} k^2 \|\nabla \mathbf{v}_h^1\|^2 = -k \langle \nabla \mathbf{m}_h^0, \nabla \mathbf{v}_h^1 \rangle + k \langle 2\mathbb{Z}^\top \boldsymbol{\sigma}[\mathbf{u}_h^0, \mathbf{m}_h^0] \mathbf{m}_h^0, \mathbf{v}_h^1 \rangle.$$

Using the time-stepping (15) we have

$$-k \langle \nabla \mathbf{m}_h^0, \nabla \mathbf{v}_h^1 \rangle = -\frac{1}{2} \|\nabla \mathbf{m}_h^1\|^2 + \frac{1}{2} \|\nabla \mathbf{m}_h^0\|^2 + \frac{k^2}{2} \|\nabla \mathbf{v}_h^1\|^2$$

and combining the above we have

$$\frac{1}{2} \|\nabla \mathbf{m}_h^1\|^2 + \alpha k \|\mathbf{v}_h^1\|^2 = \frac{1}{2} \|\nabla \mathbf{m}_h^0\|^2 + k \langle 2\mathbb{Z}^\top \boldsymbol{\sigma}[\mathbf{u}_h^0, \mathbf{m}_h^0] \mathbf{m}_h^0, \mathbf{v}_h^1 \rangle.$$

Using [30, Lemma 6.1], the last term on the right-hand side can be overestimated as

$$\begin{aligned} & \frac{1}{2} \|\nabla \mathbf{m}_h^1\|^2 + \alpha k \|\mathbf{v}_h^1\|^2 \\ & \leq \frac{1}{2} \|\nabla \mathbf{m}_h^0\|^2 + \frac{k}{2\alpha} \|2\mathbb{Z}^\top \boldsymbol{\sigma}[\mathbf{u}_h^0, \mathbf{m}_h^0] \mathbf{m}_h^0\|^2 + \frac{\alpha k}{2} \|\mathbf{v}_h^1\|^2 \\ & \leq \frac{1}{2} \|\nabla \mathbf{m}_h^0\|^2 + \frac{4k}{\alpha} \|\mathbb{Z}\|_{L^\infty(\Omega)}^2 \|\mathbb{C}\|_{L^\infty(\Omega)}^2 \left( \|\boldsymbol{\varepsilon}(\mathbf{u}_h^0)\|^2 + \|\mathbb{Z}\|_{L^\infty(\Omega)}^2 |\Omega| \right) + \frac{\alpha k}{2} \|\mathbf{v}_h^1\|^2. \end{aligned}$$

Moving the  $\alpha k \|\mathbf{v}_h^1\|^2 / 2$  to the left-hand side yields

$$\begin{aligned} & \frac{1}{2} \|\nabla \mathbf{m}_h^1\|^2 + \frac{\alpha k}{2} \|\mathbf{v}_h^1\|^2 \\ & \leq \frac{1}{2} \|\nabla \mathbf{m}_h^0\|^2 + \frac{4k}{\alpha} \|\mathbb{Z}\|_{L^\infty(\Omega)}^2 \|\mathbb{C}\|_{L^\infty(\Omega)}^2 \left( \|\boldsymbol{\varepsilon}(\mathbf{u}_h^0)\|^2 + \|\mathbb{Z}\|_{L^\infty(\Omega)}^2 |\Omega| \right). \end{aligned} \quad (21)$$

Now we insert  $\boldsymbol{\psi}_h = k d_t \mathbf{u}_h^1$  into (16), so that

$$\begin{aligned} & \|d_t \mathbf{u}_h^1\|^2 + \beta \langle \mathbb{C} : \boldsymbol{\varepsilon}(\mathbf{u}_h^1), \boldsymbol{\varepsilon}(k d_t \mathbf{u}_h^1) \rangle + \left( \frac{1}{2} - \beta \right) \langle \mathbb{C} : \boldsymbol{\varepsilon}(\mathbf{u}_h^0), \boldsymbol{\varepsilon}(k d_t \mathbf{u}_h^1) \rangle \\ &= \langle \dot{\mathbf{u}}_h^0, d_t \mathbf{u}_h^1 \rangle + \left( \frac{1}{2} - \beta \right) \langle \mathbb{C} : \boldsymbol{\varepsilon}_m(\mathbf{m}_h^0), \boldsymbol{\varepsilon}(k d_t \mathbf{u}_h^1) \rangle + \beta \langle \mathbb{C} : \boldsymbol{\varepsilon}_m(\Pi_h \mathbf{m}_h^1), k d_t \boldsymbol{\varepsilon}(\mathbf{u}_h^1) \rangle. \end{aligned}$$

We can write out

$$\beta \langle \mathbb{C} : \boldsymbol{\varepsilon}(\mathbf{u}_h^1), \boldsymbol{\varepsilon}(k d_t \mathbf{u}_h^1) \rangle = \frac{\beta}{2} \|\boldsymbol{\varepsilon}(\mathbf{u}_h^1)\|_{\mathbb{C}}^2 - \frac{\beta}{2} \|\boldsymbol{\varepsilon}(\mathbf{u}_h^0)\|_{\mathbb{C}}^2 + \frac{\beta k^2}{2} \|\boldsymbol{\varepsilon}(d_t \mathbf{u}_h^1)\|_{\mathbb{C}}^2$$

and

$$\begin{aligned} & \left( \frac{1}{2} - \beta \right) \langle \mathbb{C} : \boldsymbol{\varepsilon}(\mathbf{u}_h^0), \boldsymbol{\varepsilon}(k d_t \mathbf{u}_h^1) \rangle \\ &= \frac{1}{4} \|\boldsymbol{\varepsilon}(\mathbf{u}_h^1)\|_{\mathbb{C}}^2 - \frac{1}{4} \|\boldsymbol{\varepsilon}(\mathbf{u}_h^0)\|_{\mathbb{C}}^2 - \frac{k^2}{4} \|\boldsymbol{\varepsilon}(d_t \mathbf{u}_h^1)\|_{\mathbb{C}}^2 \\ &\quad - \frac{\beta}{2} \|\boldsymbol{\varepsilon}(\mathbf{u}_h^1)\|_{\mathbb{C}}^2 + \frac{\beta}{2} \|\boldsymbol{\varepsilon}(\mathbf{u}_h^0)\|_{\mathbb{C}}^2 + \frac{\beta k^2}{2} \|\boldsymbol{\varepsilon}(d_t \mathbf{u}_h^1)\|_{\mathbb{C}}^2, \end{aligned}$$

which implies that

$$\begin{aligned} & \|d_t \mathbf{u}_h^1\|^2 + \frac{1}{4} \|\boldsymbol{\varepsilon}(\mathbf{u}_h^1)\|_{\mathbb{C}}^2 - \frac{1}{4} \|\boldsymbol{\varepsilon}(\mathbf{u}_h^0)\|_{\mathbb{C}}^2 + k^2 \left( \beta - \frac{1}{4} \right) \|\boldsymbol{\varepsilon}(d_t \mathbf{u}_h^1)\|_{\mathbb{C}}^2 \\ &= \langle \dot{\mathbf{u}}_h^0, d_t \mathbf{u}_h^1 \rangle + \left( \frac{1}{2} - \beta \right) \langle \mathbb{C} : \boldsymbol{\varepsilon}_m(\mathbf{m}_h^0), \boldsymbol{\varepsilon}(k d_t \mathbf{u}_h^1) \rangle + \beta \langle \mathbb{C} : \boldsymbol{\varepsilon}_m(\Pi_h \mathbf{m}_h^1), k d_t \boldsymbol{\varepsilon}(\mathbf{u}_h^1) \rangle. \end{aligned}$$

The first term on the right-hand side is easily estimated via

$$\langle \dot{\mathbf{u}}_h^0, d_t \mathbf{u}_h^1 \rangle \leq \frac{1}{2} \|\dot{\mathbf{u}}_h^0\|^2 + \frac{1}{2} \|d_t \mathbf{u}_h^1\|^2.$$

Lastly, for the remaining right-hand side terms we note that  $\beta, |\beta - 1/2| \leq 1$ , and apply Cauchy–Schwarz and weighted Young inequalities yielding for arbitrary  $\nu > 0$

$$\begin{aligned} & \left( \frac{1}{2} - \beta \right) \langle \mathbb{C} : \boldsymbol{\varepsilon}_m(\mathbf{m}_h^0), \boldsymbol{\varepsilon}(k d_t \mathbf{u}_h^1) \rangle \leq \frac{1}{8\nu} \|\boldsymbol{\varepsilon}_m(\mathbf{m}_h^0)\|_{\mathbb{C}}^2 + \frac{\nu k^2}{2} \|\boldsymbol{\varepsilon}(d_t \mathbf{u}_h^1)\|_{\mathbb{C}}^2, \\ & \beta \langle \mathbb{C} : \boldsymbol{\varepsilon}_m(\Pi_h \mathbf{m}_h^1), k d_t \boldsymbol{\varepsilon}(\mathbf{u}_h^1) \rangle \leq \frac{1}{8\nu} \|\boldsymbol{\varepsilon}_m(\Pi_h \mathbf{m}_h^1)\|_{\mathbb{C}}^2 + \frac{\nu k^2}{2} \|\boldsymbol{\varepsilon}(d_t \mathbf{u}_h^1)\|_{\mathbb{C}}^2. \end{aligned}$$

We finally have

$$\begin{aligned} & \frac{1}{2} \|d_t \mathbf{u}_h^1\|^2 + \frac{1}{4} \|\boldsymbol{\varepsilon}(\mathbf{u}_h^1)\|_{\mathbb{C}}^2 + k^2 \left( \beta - \nu - \frac{1}{4} \right) \|\boldsymbol{\varepsilon}(d_t \mathbf{u}_h^1)\|_{\mathbb{C}}^2 \\ & \leq \frac{1}{2} \|\dot{\mathbf{u}}_h^0\|^2 + \frac{1}{4} \|\boldsymbol{\varepsilon}(\mathbf{u}_h^0)\|_{\mathbb{C}}^2 + \frac{1}{8\nu} \|\boldsymbol{\varepsilon}_m(\mathbf{m}_h^0)\|_{\mathbb{C}}^2 + \frac{1}{8\nu} \|\boldsymbol{\varepsilon}_m(\Pi_h \mathbf{m}_h^1)\|_{\mathbb{C}}^2. \end{aligned}$$

To ensure positivity of all coefficients on the left-hand side we must choose  $\beta > 1/4$ , and we can then choose  $\nu = (\beta + 1/4)/2$ . Then,  $1/(8\nu) = 1/(4\beta + 1) \leq 1$ , yielding the stability

$$\begin{aligned} & \frac{1}{2} \|d_t \mathbf{u}_h^1\|^2 + \frac{1}{4} \|\boldsymbol{\varepsilon}(\mathbf{u}_h^1)\|_{\mathbb{C}}^2 + \frac{k^2}{2} \left( \beta - \frac{1}{4} \right) \|\boldsymbol{\varepsilon}(d_t \mathbf{u}_h^1)\|_{\mathbb{C}}^2 \\ & \leq \frac{1}{2} \|\dot{\mathbf{u}}_h^0\|^2 + \frac{1}{4} \|\boldsymbol{\varepsilon}(\mathbf{u}_h^0)\|_{\mathbb{C}}^2 + \|\boldsymbol{\varepsilon}_m(\mathbf{m}_h^0)\|_{\mathbb{C}}^2 + \|\boldsymbol{\varepsilon}_m(\Pi_h \mathbf{m}_h^1)\|_{\mathbb{C}}^2. \quad (22) \end{aligned}$$

Summing up (21) and (22) and noting that  $\|\boldsymbol{\varepsilon}_m(\mathbf{m}_h^0)\|_{\mathbb{C}}^2, \|\boldsymbol{\varepsilon}_m(\Pi_h \mathbf{m}_h^1)\|_{\mathbb{C}}^2 \lesssim 1$  completes the proof.  $\square$

The proof that solutions exist to (17) and (19) for each iteration of the algorithm also follow from the Lax–Milgram theorem, subject to assumption (A2). We now show an estimate for the midpoint scheme.

**Proposition 4.3.** The midpoint scheme satisfies for each  $j \geq 2$  the estimate

$$\|\nabla \mathbf{m}_h^j\|^2 + k \sum_{i=1}^{j-1} \|\mathbf{v}_h^{i+1}\|^2 \lesssim \|\nabla \mathbf{m}_h^1\|^2 + k \sum_{i=0}^{j-1} \left(1 + \|\boldsymbol{\varepsilon}(\mathbf{u}_h^i)\|^2\right), \quad (23)$$

where the hidden constant is dependent upon the problem data, and is independent of the discretization parameters.

*Proof.* Inserting  $\boldsymbol{\phi}_h = k\mathbf{v}_h^{i+1}$  into (17) yields

$$\alpha k \|\mathbf{v}_h^{i+1}\|^2 + \frac{k^2}{2} \|\nabla \mathbf{v}_h^{i+1}\|^2 = -k \langle \nabla \mathbf{m}_h^i, \nabla \mathbf{v}_h^{i+1} \rangle + \langle \mathbf{h}_m[\hat{\mathbf{u}}_h^{i+1/2}, \Pi_h \hat{\mathbf{m}}_h^{i+1/2}], \mathbf{v}_h^{i+1} \rangle,$$

and applying the time-stepping (18) we can rewrite this as

$$\frac{1}{2} \|\nabla \mathbf{m}_h^{i+1}\|^2 + \alpha k \|\mathbf{v}_h^{i+1}\|^2 = \frac{1}{2} \|\nabla \mathbf{m}_h^i\|^2 + k \langle \mathbf{h}_m[\hat{\mathbf{u}}_h^{i+1/2}, \Pi_h \hat{\mathbf{m}}_h^{i+1/2}], \mathbf{v}_h^{i+1} \rangle. \quad (24)$$

Again applying [30, Lemma 6.1] we have

$$\begin{aligned} & \frac{1}{2} \|\nabla \mathbf{m}_h^{i+1}\|^2 + \frac{\alpha k}{2} \|\mathbf{v}_h^{i+1}\|^2 \\ & \leq \frac{1}{2} \|\nabla \mathbf{m}_h^i\|^2 + \frac{k}{2\alpha} \left\| \mathbf{h}_m[\hat{\mathbf{u}}_h^{i+1/2}, \Pi_h \hat{\mathbf{m}}_h^{i+1/2}] \right\|^2 \\ & \leq \frac{1}{2} \|\nabla \mathbf{m}_h^i\|^2 + \frac{4k}{\alpha} \|\mathbb{Z}\|_{L^\infty(\Omega)}^2 \|\mathbb{C}\|_{L^\infty(\Omega)}^2 \left( \left\| \boldsymbol{\varepsilon}(\hat{\mathbf{u}}_h^{i+1/2}) \right\|^2 + \|\mathbb{Z}\|_{L^\infty}^2 |\Omega| \right) \\ & \leq \frac{1}{2} \|\nabla \mathbf{m}_h^i\|^2 + \frac{4k}{\alpha} \|\mathbb{Z}\|_{L^\infty}^2 \|\mathbb{C}\|_{L^\infty}^2 \left( \frac{9}{2} \|\boldsymbol{\varepsilon}(\mathbf{u}_h^i)\|^2 + \frac{1}{4} \|\boldsymbol{\varepsilon}(\mathbf{u}_h^{i-1})\|^2 + \|\mathbb{Z}\|_{L^\infty}^2 |\Omega| \right). \end{aligned}$$

We can now sum up over  $i = 1, \dots, j-1$  for  $j \geq 1$  yielding

$$\begin{aligned} & \frac{1}{2} \|\nabla \mathbf{m}_h^j\|^2 + \frac{\alpha k}{2} \sum_{i=1}^{j-1} \|\mathbf{v}_h^{i+1}\|^2 \leq \frac{1}{2} \|\nabla \mathbf{m}_h^1\|^2 \\ & \quad + \frac{4k}{\alpha} \|\mathbb{Z}\|_{L^\infty(\Omega)}^2 \|\mathbb{C}\|_{L^\infty(\Omega)}^2 \sum_{i=1}^{j-1} \left( \frac{9}{2} \|\boldsymbol{\varepsilon}(\mathbf{u}_h^i)\|^2 + \frac{1}{4} \|\boldsymbol{\varepsilon}(\mathbf{u}_h^{i-1})\|^2 + \|\mathbb{Z}\|_{L^\infty(\Omega)}^2 |\Omega| \right). \end{aligned}$$

Now, the sum of the strains can be rewritten as

$$\begin{aligned} & \frac{9}{2} \sum_{i=1}^{j-1} \|\boldsymbol{\varepsilon}(\mathbf{u}_h^i)\|^2 + \frac{1}{4} \sum_{i=1}^{j-1} \|\boldsymbol{\varepsilon}(\mathbf{u}_h^{i-1})\|^2 = \frac{9}{2} \sum_{i=1}^{j-1} \|\boldsymbol{\varepsilon}(\mathbf{u}_h^i)\|^2 + \frac{1}{4} \sum_{i=0}^{j-2} \|\boldsymbol{\varepsilon}(\mathbf{u}_h^i)\|^2 \\ & = \frac{1}{4} \|\boldsymbol{\varepsilon}(\mathbf{u}_h^0)\|^2 + \frac{9}{2} \|\boldsymbol{\varepsilon}(\mathbf{u}_h^{j-1})\|^2 + \frac{19}{4} \sum_{i=1}^{j-2} \left( \|\boldsymbol{\varepsilon}(\mathbf{u}_h^i)\|^2 \right) \leq 5 \sum_{i=0}^{j-1} \|\boldsymbol{\varepsilon}(\mathbf{u}_h^i)\|^2. \end{aligned}$$

Combining the above yields (23).  $\square$

We now consider the stability of (19), basing the method off of the one used in [24].

**Proposition 4.4.** Let  $\beta > 1/4$ . Then there exists  $k_0 > 0$  such that for  $k < k_0$  we have for each  $j \geq 1$  that

$$\|\mathbf{d}_t \mathbf{u}_h^j\|^2 + k^2 \|\boldsymbol{\varepsilon}(\mathbf{d}_t \mathbf{u}_h^j)\|_{\mathbb{C}}^2 + \|\boldsymbol{\varepsilon}(\mathbf{u}_h^j)\|_{\mathbb{C}}^2 \lesssim 1 + k \sum_{i=0}^{j-1} \left(1 + \|\boldsymbol{\varepsilon}(\mathbf{u}_h^i)\|_{\mathbb{C}}^2\right), \quad (25)$$

where the hidden constant is dependent upon the problem data, but independent of the discretization parameters  $h$  and  $k$ .

*Proof.* Let  $i \geq 1$ . We start by rewriting (19) into the form

$$\begin{aligned} \langle \mathbf{d}_t \mathbf{u}_h^{i+1} - \mathbf{d}_t \mathbf{u}_h^i, \boldsymbol{\psi}_h \rangle + \beta k^2 \langle \mathbb{C} : \boldsymbol{\varepsilon}(\mathbf{d}_t \mathbf{u}_h^{i+1} - \mathbf{d}_t \mathbf{u}_h^i), \boldsymbol{\varepsilon}(\boldsymbol{\psi}_h) \rangle + k \langle \mathbb{C} : \boldsymbol{\varepsilon}(\mathbf{u}_h^i), \boldsymbol{\varepsilon}(\boldsymbol{\psi}_h) \rangle \\ = \beta k^3 \langle \mathbb{C} : \mathbf{d}_t \boldsymbol{\varepsilon}_m(\Pi_h \mathbf{m}_h^{i+1}), \boldsymbol{\varepsilon}(\boldsymbol{\psi}_h) \rangle + k \langle \mathbb{C} : \boldsymbol{\varepsilon}_m(\Pi_h \mathbf{m}_h^i), \boldsymbol{\varepsilon}(\boldsymbol{\psi}_h) \rangle. \end{aligned} \quad (26)$$

If we choose the test function  $\boldsymbol{\psi}_h = \mathbf{d}_t \mathbf{u}_h^{i+1} + \mathbf{d}_t \mathbf{u}_h^i$ , we get with the symmetry of  $\mathbb{C}$  that

$$\begin{aligned} \|\mathbf{d}_t \mathbf{u}_h^{i+1}\|^2 - \|\mathbf{d}_t \mathbf{u}_h^i\|^2 + \beta k^2 \|\boldsymbol{\varepsilon}(\mathbf{d}_t \mathbf{u}_h^{i+1})\|_{\mathbb{C}}^2 - \beta k^2 \|\boldsymbol{\varepsilon}(\mathbf{d}_t \mathbf{u}_h^i)\|_{\mathbb{C}}^2 \\ + \langle \mathbb{C} : \boldsymbol{\varepsilon}(\mathbf{u}_h^{i+1}), \boldsymbol{\varepsilon}(\mathbf{u}_h^i) \rangle - \langle \mathbb{C} : \boldsymbol{\varepsilon}(\mathbf{u}_h^i), \boldsymbol{\varepsilon}(\mathbf{u}_h^{i-1}) \rangle \\ = \beta k^2 \langle \mathbb{C} : \mathbf{d}_t \boldsymbol{\varepsilon}_m(\Pi_h \mathbf{m}_h^{i+1}), \boldsymbol{\varepsilon}(\mathbf{d}_t \mathbf{u}_h^{i+1} + \mathbf{d}_t \mathbf{u}_h^i) \rangle \\ - \beta k^2 \langle \mathbb{C} : \mathbf{d}_t \boldsymbol{\varepsilon}_m(\Pi_h \mathbf{m}_h^i), \boldsymbol{\varepsilon}(\mathbf{d}_t \mathbf{u}_h^{i+1} + \mathbf{d}_t \mathbf{u}_h^i) \rangle \\ + k \langle \mathbb{C} : \boldsymbol{\varepsilon}_m(\Pi_h \mathbf{m}_h^i), \boldsymbol{\varepsilon}(\mathbf{d}_t \mathbf{u}_h^{i+1} + \mathbf{d}_t \mathbf{u}_h^i) \rangle. \end{aligned} \quad (27)$$

The left-hand side of (27) is clearly ready to be summed, but the right-hand side requires some more work. We can reformulate as

$$\begin{aligned} \|\mathbf{d}_t \mathbf{u}_h^{i+1}\|^2 - \|\mathbf{d}_t \mathbf{u}_h^i\|^2 + \beta k^2 \|\boldsymbol{\varepsilon}(\mathbf{d}_t \mathbf{u}_h^{i+1})\|_{\mathbb{C}}^2 - \beta k^2 \|\boldsymbol{\varepsilon}(\mathbf{d}_t \mathbf{u}_h^i)\|_{\mathbb{C}}^2 \\ + \langle \mathbb{C} : \boldsymbol{\varepsilon}(\mathbf{u}_h^{i+1}), \boldsymbol{\varepsilon}(\mathbf{u}_h^i) \rangle - \langle \mathbb{C} : \boldsymbol{\varepsilon}(\mathbf{u}_h^i), \boldsymbol{\varepsilon}(\mathbf{u}_h^{i-1}) \rangle \\ = \beta k^2 \langle \mathbb{C} : \mathbf{d}_t \boldsymbol{\varepsilon}_m(\Pi_h \mathbf{m}_h^{i+1}), \boldsymbol{\varepsilon}(\mathbf{d}_t \mathbf{u}_h^{i+1}) \rangle - \beta k^2 \langle \mathbb{C} : \mathbf{d}_t \boldsymbol{\varepsilon}_m(\Pi_h \mathbf{m}_h^i), \boldsymbol{\varepsilon}(\mathbf{d}_t \mathbf{u}_h^i) \rangle \\ + \beta k^2 \langle \mathbb{C} : \mathbf{d}_t \boldsymbol{\varepsilon}_m(\Pi_h \mathbf{m}_h^{i+1}), \boldsymbol{\varepsilon}(\mathbf{d}_t \mathbf{u}_h^i) \rangle - \beta k^2 \langle \mathbb{C} : \mathbf{d}_t \boldsymbol{\varepsilon}_m(\Pi_h \mathbf{m}_h^i), \boldsymbol{\varepsilon}(\mathbf{d}_t \mathbf{u}_h^{i+1}) \rangle \\ + k \langle \mathbb{C} : \boldsymbol{\varepsilon}_m(\Pi_h \mathbf{m}_h^i), \boldsymbol{\varepsilon}(\mathbf{d}_t \mathbf{u}_h^{i+1} + \mathbf{d}_t \mathbf{u}_h^i) \rangle. \end{aligned}$$

Now, summing up from  $i = 1, \dots, j-1$ ,

$$\begin{aligned} \|\mathbf{d}_t \mathbf{u}_h^j\|^2 - \|\mathbf{d}_t \mathbf{u}_h^1\|^2 + \beta k^2 \|\boldsymbol{\varepsilon}(\mathbf{d}_t \mathbf{u}_h^j)\|_{\mathbb{C}}^2 - \beta k^2 \|\boldsymbol{\varepsilon}(\mathbf{d}_t \mathbf{u}_h^1)\|_{\mathbb{C}}^2 \\ + \langle \mathbb{C} : \boldsymbol{\varepsilon}(\mathbf{u}_h^j), \boldsymbol{\varepsilon}(\mathbf{u}_h^{j-1}) \rangle - \langle \mathbb{C} : \boldsymbol{\varepsilon}(\mathbf{u}_h^1), \boldsymbol{\varepsilon}(\mathbf{u}_h^0) \rangle \\ = \beta k^2 \langle \mathbb{C} : \mathbf{d}_t \boldsymbol{\varepsilon}_m(\Pi_h \mathbf{m}_h^j), \boldsymbol{\varepsilon}(\mathbf{d}_t \mathbf{u}_h^j) \rangle - \beta k^2 \langle \mathbb{C} : \mathbf{d}_t \boldsymbol{\varepsilon}_m(\Pi_h \mathbf{m}_h^1), \boldsymbol{\varepsilon}(\mathbf{d}_t \mathbf{u}_h^1) \rangle \\ + \beta k^2 \sum_{i=1}^{j-1} \langle \mathbb{C} : \mathbf{d}_t \boldsymbol{\varepsilon}_m(\Pi_h \mathbf{m}_h^{i+1}), \boldsymbol{\varepsilon}(\mathbf{d}_t \mathbf{u}_h^i) \rangle - \beta k^2 \sum_{i=1}^{j-1} \langle \mathbb{C} : \mathbf{d}_t \boldsymbol{\varepsilon}_m(\Pi_h \mathbf{m}_h^i), \boldsymbol{\varepsilon}(\mathbf{d}_t \mathbf{u}_h^{i+1}) \rangle \\ + k \sum_{i=1}^{j-1} \langle \mathbb{C} : \boldsymbol{\varepsilon}_m(\Pi_h \mathbf{m}_h^i), \boldsymbol{\varepsilon}(\mathbf{d}_t \mathbf{u}_h^{i+1} + \mathbf{d}_t \mathbf{u}_h^i) \rangle. \end{aligned} \quad (28)$$

We are then left with three summation terms on the right-hand side. The first two of these can be dealt with simply by expanding, noting that  $|\beta| < 1$ , i.e.,

$$\begin{aligned}
& \beta k^2 \sum_{i=1}^{j-1} \langle \mathbb{C} : d_t \varepsilon_m(\Pi_h \mathbf{m}_h^{i+1}), \varepsilon(d_t \mathbf{u}_h^i) \rangle \\
&= \beta k \sum_{i=1}^{j-1} \langle \mathbb{C} : d_t \varepsilon_m(\Pi_h \mathbf{m}_h^{i+1}), \varepsilon(\mathbf{u}_h^i) \rangle - \beta k \sum_{i=1}^{j-1} \langle \mathbb{C} : d_t \varepsilon_m(\Pi_h \mathbf{m}_h^{i+1}), \varepsilon(\mathbf{u}_h^{i-1}) \rangle \\
&\leq k \sum_{i=1}^{j-1} \|d_t \varepsilon_m(\Pi_h \mathbf{m}_h^{i+1})\|_{\mathbb{C}}^2 + k \sum_{i=0}^{j-1} \|\varepsilon(\mathbf{u}_h^i)\|_{\mathbb{C}}^2
\end{aligned}$$

and

$$\begin{aligned}
& - \beta k^2 \sum_{i=1}^{j-1} \langle \mathbb{C} : d_t \varepsilon_m(\Pi_h \mathbf{m}_h^i), \varepsilon(d_t \mathbf{u}_h^{i+1}) \rangle \\
&= -\beta k \sum_{i=1}^{j-1} \langle \mathbb{C} : d_t \varepsilon_m(\Pi_h \mathbf{m}_h^i), \varepsilon(\mathbf{u}_h^{i+1}) \rangle + \beta k \sum_{i=1}^{j-1} \langle \mathbb{C} : d_t \varepsilon_m(\Pi_h \mathbf{m}_h^i), \varepsilon(\mathbf{u}_h^i) \rangle \\
&\leq k \sum_{i=1}^{j-1} \|d_t \varepsilon_m(\Pi_h \mathbf{m}_h^i)\|_{\mathbb{C}}^2 + \frac{k}{2} \|\varepsilon(\mathbf{u}_h^j)\|_{\mathbb{C}}^2 + k \sum_{i=1}^{j-1} \|\varepsilon(\mathbf{u}_h^i)\|_{\mathbb{C}}^2.
\end{aligned}$$

The third summation in (28) requires a summation by parts akin to [30, Lemma 6.5], in which

$$\begin{aligned}
& k \sum_{i=1}^{j-1} \langle \mathbb{C} : \varepsilon_m(\Pi_h \mathbf{m}_h^i), \varepsilon(d_t \mathbf{u}_h^{i+1} + d_t \mathbf{u}_h^i) \rangle \\
&= \langle \mathbb{C} \varepsilon_m(\Pi_h \mathbf{m}_h^{j-1}), \varepsilon(\mathbf{u}_h^j) \rangle + \langle \mathbb{C} : \varepsilon_m(\Pi_h \mathbf{m}_h^{j-1}), \varepsilon(\mathbf{u}_h^{j-1}) \rangle \\
&\quad - \langle \mathbb{C} : \varepsilon_m(\Pi_h \mathbf{m}_h^1), \varepsilon(\mathbf{u}_h^1) \rangle - \langle \mathbb{C} : \varepsilon_m(\Pi_h \mathbf{m}_h^1), \varepsilon(\mathbf{u}_h^0) \rangle \\
&\quad - k \sum_{i=2}^{j-1} \langle \mathbb{C} : d_t \varepsilon_m(\Pi_h \mathbf{m}_h^i), \varepsilon(\mathbf{u}_h^i) \rangle - k \sum_{i=2}^{j-1} \langle \mathbb{C} : d_t \varepsilon_m(\Pi_h \mathbf{m}_h^i), \varepsilon(\mathbf{u}_h^{i-1}) \rangle.
\end{aligned}$$

There is only one problematic term, which can be rewritten as

$$\langle \mathbb{C} : \varepsilon_m(\Pi_h \mathbf{m}_h^{j-1}), \varepsilon(\mathbf{u}_h^{j-1}) \rangle = \langle \mathbb{C} : \varepsilon_m(\Pi_h \mathbf{m}_h^{j-1}), \varepsilon(\mathbf{u}_h^j) \rangle - \langle \mathbb{C} : \varepsilon_m(\Pi_h \mathbf{m}_h^{j-1}), \varepsilon(k d_t \mathbf{u}_h^j) \rangle,$$

and so we can overestimate with the Cauchy–Schwarz inequality giving

$$\begin{aligned}
& k \sum_{i=1}^{j-1} \langle \mathbb{C} : \varepsilon_m(\Pi_h \mathbf{m}_h^i), \varepsilon(d_t \mathbf{u}_h^{i+1} + d_t \mathbf{u}_h^i) \rangle \\
&\leq 2 \|\varepsilon_m(\Pi_h \mathbf{m}_h^{j-1})\|_{\mathbb{C}} \|\varepsilon(\mathbf{u}_h^j)\|_{\mathbb{C}} + \|\varepsilon_m(\Pi_h \mathbf{m}_h^{j-1})\|_{\mathbb{C}} \|\varepsilon(k d_t \mathbf{u}_h^j)\|_{\mathbb{C}} \\
&\quad + \|\varepsilon_m(\Pi_h \mathbf{m}_h^1)\|_{\mathbb{C}} \|\varepsilon(\mathbf{u}_h^1)\|_{\mathbb{C}} + \|\varepsilon_m(\Pi_h \mathbf{m}_h^1)\|_{\mathbb{C}} \|\varepsilon(\mathbf{u}_h^0)\|_{\mathbb{C}} \\
&\quad + k \sum_{i=2}^{j-1} \|d_t \varepsilon_m(\Pi_h \mathbf{m}_h^i)\|_{\mathbb{C}} \|\varepsilon(\mathbf{u}_h^i)\|_{\mathbb{C}} + k \sum_{i=2}^{j-1} \|d_t \varepsilon_m(\Pi_h \mathbf{m}_h^i)\|_{\mathbb{C}} \|\varepsilon(\mathbf{u}_h^{i-1})\|_{\mathbb{C}}.
\end{aligned}$$

We can now apply the weighted Young inequality repeatedly, introducing two parameters  $\nu_1, \nu_2 > 0$  for the first two terms on the left-hand side. We then have, after some index

shifting on the sums,

$$\begin{aligned}
& k \sum_{i=1}^{j-1} \langle \mathbb{C} : \boldsymbol{\varepsilon}_m(\Pi_h \mathbf{m}_h^i), \boldsymbol{\varepsilon}(\mathrm{d}_t \mathbf{u}_h^{i+1} + \mathrm{d}_t \mathbf{u}_h^i) \rangle \\
& \leq \left( \frac{1}{\nu_1} + \nu_2 \right) \|\boldsymbol{\varepsilon}_m(\Pi_h \mathbf{m}_h^{j-1})\|_{\mathbb{C}}^2 + \nu_1 \|\boldsymbol{\varepsilon}(\mathbf{u}_h^j)\|_{\mathbb{C}}^2 + \frac{k^2}{4\nu_2} \|\boldsymbol{\varepsilon}(\mathrm{d}_t \mathbf{u}_h^j)\|_{\mathbb{C}}^2 \\
& \quad + \|\boldsymbol{\varepsilon}_m(\Pi_h \mathbf{m}_h^1)\|_{\mathbb{C}}^2 + \frac{1}{2} \|\boldsymbol{\varepsilon}(\mathbf{u}_h^1)\|_{\mathbb{C}}^2 + \frac{1}{2} \|\boldsymbol{\varepsilon}(\mathbf{u}_h^0)\|_{\mathbb{C}}^2 \\
& \quad + k \sum_{i=2}^{j-1} \|\mathrm{d}_t \boldsymbol{\varepsilon}_m(\Pi_h \mathbf{m}_h^i)\|_{\mathbb{C}}^2 + k \sum_{i=1}^{j-1} \|\boldsymbol{\varepsilon}(\mathbf{u}_h^i)\|_{\mathbb{C}}^2.
\end{aligned}$$

To deal with the final terms of the left-hand side of (28), we have

$$\langle \mathbb{C} : \boldsymbol{\varepsilon}(\mathbf{u}_h^j), \boldsymbol{\varepsilon}(\mathbf{u}_h^{j-1}) \rangle = \|\boldsymbol{\varepsilon}(\mathbf{u}_h^j)\|_{\mathbb{C}}^2 - \langle \mathbb{C} : \boldsymbol{\varepsilon}(\mathbf{u}_h^j), \boldsymbol{\varepsilon}(k \mathrm{d}_t \mathbf{u}_h^j) \rangle,$$

where we can apply Cauchy–Schwarz and the weighted Young inequality to the second term for some  $\nu_3 > 0$ , i.e.,

$$-\langle \mathbb{C} : \boldsymbol{\varepsilon}(\mathbf{u}_h^j), \boldsymbol{\varepsilon}(k \mathrm{d}_t \mathbf{u}_h^j) \rangle \leq \nu_3 \|\boldsymbol{\varepsilon}(\mathbf{u}_h^j)\|_{\mathbb{C}}^2 + \frac{k^2}{4\nu_3} \|\boldsymbol{\varepsilon}(\mathrm{d}_t \mathbf{u}_h^j)\|_{\mathbb{C}}^2$$

and

$$\langle \mathbb{C} : \boldsymbol{\varepsilon}(\mathbf{u}_h^1), \boldsymbol{\varepsilon}(\mathbf{u}_h^0) \rangle \leq \frac{1}{2} \|\boldsymbol{\varepsilon}(\mathbf{u}_h^1)\|_{\mathbb{C}}^2 + \frac{1}{2} \|\boldsymbol{\varepsilon}(\mathbf{u}_h^0)\|_{\mathbb{C}}^2.$$

The remaining terms on the right-hand side of (28) can be handled similarly, i.e., for some  $\nu_4 > 0$

$$\beta k^2 \langle \mathbb{C} : \mathrm{d}_t \boldsymbol{\varepsilon}_m(\Pi_h \mathbf{m}_h^j), \boldsymbol{\varepsilon}(\mathrm{d}_t \mathbf{u}_h^j) \rangle \leq \nu_4 k^2 \|\mathrm{d}_t \boldsymbol{\varepsilon}_m(\Pi_h \mathbf{m}_h^j)\|_{\mathbb{C}}^2 + \frac{k^2}{4\nu_4} \|\boldsymbol{\varepsilon}(\mathrm{d}_t \mathbf{u}_h^j)\|_{\mathbb{C}}^2,$$

and

$$-\beta k^2 \langle \mathbb{C} : \mathrm{d}_t \boldsymbol{\varepsilon}_m(\Pi_h \mathbf{m}_h^1), \boldsymbol{\varepsilon}(\mathrm{d}_t \mathbf{u}_h^1) \rangle \leq \frac{k^2}{2} \|\mathrm{d}_t \boldsymbol{\varepsilon}_m(\Pi_h \mathbf{m}_h^1)\|_{\mathbb{C}}^2 + \frac{k^2}{2} \|\boldsymbol{\varepsilon}(\mathrm{d}_t \mathbf{u}_h^1)\|_{\mathbb{C}}^2.$$

We can now combine each of these estimates together and apply them to (28) yielding

$$\begin{aligned}
& \|\mathrm{d}_t \mathbf{u}_h^j\|^2 + \left( \beta - \frac{1}{4\nu_3} - \frac{1}{4\nu_4} - \frac{1}{4\nu_2} \right) k^2 \|\boldsymbol{\varepsilon}(\mathrm{d}_t \mathbf{u}_h^j)\|_{\mathbb{C}}^2 + \left( 1 - \nu_3 - \nu_1 - \frac{k}{2} \right) \|\boldsymbol{\varepsilon}(\mathbf{u}_h^j)\|_{\mathbb{C}}^2 \\
& \leq \|\boldsymbol{\varepsilon}(\mathbf{u}_h^1)\|_{\mathbb{C}}^2 + \|\boldsymbol{\varepsilon}(\mathbf{u}_h^0)\|_{\mathbb{C}}^2 + \|\mathrm{d}_t \mathbf{u}_h^1\|^2 + \beta k^2 \|\boldsymbol{\varepsilon}(\mathrm{d}_t \mathbf{u}_h^1)\|_{\mathbb{C}}^2 \\
& \quad + \nu_4 k^2 \|\mathrm{d}_t \boldsymbol{\varepsilon}_m(\Pi_h \mathbf{m}_h^j)\|_{\mathbb{C}}^2 + \frac{k^2}{2} \|\mathrm{d}_t \boldsymbol{\varepsilon}_m(\Pi_h \mathbf{m}_h^1)\|_{\mathbb{C}}^2 + \frac{k^2}{2} \|\boldsymbol{\varepsilon}(\mathrm{d}_t \mathbf{u}_h^1)\|_{\mathbb{C}}^2 \\
& \quad + \left( \frac{1}{\nu_1} + \nu_2 \right) \|\boldsymbol{\varepsilon}_m(\Pi_h \mathbf{m}_h^{j-1})\|_{\mathbb{C}}^2 \\
& \quad + \|\boldsymbol{\varepsilon}_m(\Pi_h \mathbf{m}_h^1)\|_{\mathbb{C}}^2 + 3k \sum_{i=0}^{j-1} \|\mathrm{d}_t \boldsymbol{\varepsilon}_m(\Pi_h \mathbf{m}_h^{i+1})\|_{\mathbb{C}}^2 + 3k \sum_{i=1}^{j-1} \|\boldsymbol{\varepsilon}(\mathbf{u}_h^i)\|_{\mathbb{C}}^2.
\end{aligned}$$

It is immediately obvious that any remaining nonsummed terms on the right-hand side involving a projected magnetization are bounded, so we end up with

$$\begin{aligned} & \|d_t \mathbf{u}_h^j\|^2 + \left( \beta - \frac{1}{4\nu_3} - \frac{1}{4\nu_4} - \frac{1}{4\nu_2} \right) k^2 \|\boldsymbol{\varepsilon}(d_t \mathbf{u}_h^j)\|_{\mathbb{C}}^2 + \left( 1 - \nu_3 - \nu_1 - \frac{k}{2} \right) \|\boldsymbol{\varepsilon}(\mathbf{u}_h^j)\|_{\mathbb{C}}^2 \\ & \lesssim 1 + \|\boldsymbol{\varepsilon}(\mathbf{u}_h^1)\|_{\mathbb{C}}^2 + \|\boldsymbol{\varepsilon}(\mathbf{u}_h^0)\|_{\mathbb{C}}^2 + \|d_t \mathbf{u}_h^1\|^2 + \beta k^2 \|\boldsymbol{\varepsilon}(d_t \mathbf{u}_h^1)\|_{\mathbb{C}}^2 + k^2 \|\boldsymbol{\varepsilon}(d_t \mathbf{u}_h^1)\|_{\mathbb{C}}^2 \\ & \quad + k \sum_{i=0}^{j-1} \|d_t \boldsymbol{\varepsilon}_m(\Pi_h \mathbf{m}_h^{i+1})\|_{\mathbb{C}}^2 + k \sum_{i=1}^{j-1} \|\boldsymbol{\varepsilon}(\mathbf{u}_h^i)\|_{\mathbb{C}}^2. \end{aligned}$$

On the left-hand side, we require the coefficients to all be positive, i.e., we must choose  $\nu_i > 0$  for  $i = 1, 2, 3, 4$  such that

$$4\beta - \frac{1}{\nu_3} - \frac{1}{\nu_4} - \frac{1}{\nu_2} > 0, \quad 1 - \nu_1 - \nu_3 - \frac{k}{2} > 0.$$

Special attention must be paid to  $\nu_3$  which appears in both inequalities, and in the standard elastic case with no magnetization dependency, we would choose  $\nu_3 = 1$ . Here this is not possible, as we must spend a portion of  $\beta$  or 1 on the other terms. We find that we must choose  $\nu_3$  such that

$$\frac{1}{4\beta - \frac{1}{\nu_4} - \frac{1}{\nu_2}} < \nu_3 < 1 - \nu_1 - \frac{k}{2}.$$

It can be seen that we must have  $k < 2$  and  $\beta > 1/4$  for both inequalities to be consistent. We can now deal with the remaining magnetization terms, in a similar vein to [30, Lemma 6.5]. We have via [30, Lemma 6.4] that for each  $i \geq 0$

$$\begin{aligned} \|d_t \boldsymbol{\varepsilon}_m(\Pi_h \mathbf{m}_h^{i+1})\|_{\mathbb{C}} &= \frac{1}{k} \|\boldsymbol{\varepsilon}_m(\Pi_h \mathbf{m}_h^{i+1}) - \boldsymbol{\varepsilon}_m(\Pi_h \mathbf{m}_h^i)\|_{\mathbb{C}} \\ &\lesssim \frac{1}{k} \|\mathbf{m}_h^{i+1} - \mathbf{m}_h^i\| = \|\mathbf{v}_h^{i+1}\| \end{aligned}$$

so it follows that

$$k \sum_{i=0}^{j-1} \|d_t \boldsymbol{\varepsilon}_m(\Pi_h \mathbf{m}_h^{i+1})\|_{\mathbb{C}}^2 \lesssim k \sum_{i=0}^{j-1} \|\mathbf{v}_h^{i+1}\|^2.$$

Then, we have from combining (20) (for  $\mathbf{v}_h^1$  only) and (23) that

$$k \sum_{i=0}^{j-1} \|\mathbf{v}_h^{i+1}\|^2 \lesssim 1 + k \sum_{i=0}^{j-1} \left( 1 + \|\boldsymbol{\varepsilon}(\mathbf{u}_h^i)\|^2 \right).$$

Combining the above completes the proof.  $\square$

The proof of boundedness now flows from the previous propositions.

**Proposition 4.5.** Let  $\beta > 1/4$  and assume that  $k < k_0$ , where  $k_0 > 0$  is the threshold of Proposition 4.4. Then for every  $j \geq 1$

$$\|d_t \mathbf{u}_h^j\|^2 + \|\mathbf{u}_h^j\|_{\mathbf{H}^1(\Omega)}^2 + \|\mathbf{m}_h^j\|_{\mathbf{H}^1(\Omega)}^2 + k^2 \|\boldsymbol{\varepsilon}(d_t \mathbf{u}_h^j)\|_{\mathbb{C}}^2 + k \sum_{i=0}^{j-1} \|\mathbf{v}_h^{i+1}\|^2 \lesssim 1, \quad (29)$$

and

$$\| |\mathbf{m}_h^j|^2 - 1 \|_{L^1(\Omega)} \lesssim k. \quad (30)$$



If and only if, for  $m \geq 1$ , the discrete regularity condition

$$\|\mathbf{v}_h^m\|^2 + \|\mathbf{v}_h^1\|^2 + k^2 \sum_{i=1}^{m-1} \|\mathbf{d}_t^2 \mathbf{m}_h^{i+1}\|^2 \lesssim 1 \quad (31)$$

holds, we have that

$$\| |\mathbf{m}_h^j|^2 - 1 \|_{L^1(\Omega)} \lesssim k^2. \quad (32)$$

The hidden constants depend upon the problem data, Poincaré and Korn's constants and the final time  $T$ , but are independent of the discretization parameters  $h$  and  $k$ .

*Proof.* Proposition 4.1, Proposition 4.3, Proposition 4.4, the boundedness from assumption (A1), and an application of a discrete Grönwall inequality imply that

$$\|\mathbf{d}_t \mathbf{u}_h^j\|^2 + \|\boldsymbol{\varepsilon}(\mathbf{u}_h^j)\|^2 + \|\nabla \mathbf{m}_h^j\|^2 + k^2 \|\boldsymbol{\varepsilon}(\mathbf{d}_t \mathbf{u}_h^j)\|_{\mathbb{C}}^2 + k \sum_{i=0}^{j-1} \|\mathbf{v}_h^{i+1}\|^2 \lesssim 1.$$

The proof of (30) and (32) then uses ideas from [3, Proposition 2.3] and the boundedness just derived. Combining these with the equivalence  $\|\cdot\|_{\mathbb{C}} \simeq \|\cdot\|$ , and Poincaré and Korn's inequalities yields (29).  $\square$

## 5. NUMERICS

In this section, we show the improvements of Algorithm 3.2 over the algorithms presented in [13, 30]. Specifically, we show the second-order behavior in both the error in time and the unit-length constraint violation. We also investigate the energetic behavior of Algorithm 3.2 and compare this to the algorithm presented in [30]. The finite element schemes were implemented using NGSolve with meshes produced in Netgen [36], and the tangent plane scheme was implemented using the null-space method of [33]. We will consider two algorithms:

- (1) Algorithm 3.2 with  $\beta = 1/3, \gamma = 1/2$ , referred to as “Newmark”.
- (2) The first-order algorithm of [30], which we label NR2025. This uses an extension of the classical algorithm of [6] combined with a Newmark- $\beta$  scheme corresponding to  $\beta = 1, \gamma = 3/2$ .

We assume that the magnetostriction and elastic tensors  $\mathbb{Z}, \mathbb{C}$  are fully symmetric and isotropic, and assume that  $\mathbb{Z}$  is also isochoric. That yields that the magnetostrain is described by

$$\boldsymbol{\varepsilon}_m(\mathbf{m}) = \frac{3}{2} \lambda_{100} \left( \mathbf{m} \otimes \mathbf{m} - \frac{I}{3} \right)$$

and for symmetric  $\boldsymbol{\varepsilon} \in \mathbb{R}^{3 \times 3}$ , we have

$$\mathbb{C} : \boldsymbol{\varepsilon} = 2\mu \boldsymbol{\varepsilon} + \lambda \text{tr}(\boldsymbol{\varepsilon}) I,$$

where  $\mu$  and  $\lambda$  are the Lamé constants, and  $\lambda_{100}$  is the saturation magnetostrain.

We choose the parameters of FeCoSiB, shown in Table 1, as in [30], and explicitly choose the damping parameter  $\alpha = 0.1$ , and the large magnetostriction parameter  $\lambda_{100} = 0.003$ , to increase the coupling behavior for more interesting dynamics. To encourage the same endstate in each experiment, we include in the energy a constant Zeeman field  $\mathbf{f} = (1, 0, 0)$ . For every experiment, we consider a domain  $\Omega$  such that  $\Gamma_D$  is the subset of  $\partial\Omega$  with outward-pointing unit normal vector  $\mathbf{n} = (-1, 0, 0)$ .

Symbol	Name	Value
$A$	Exchange constant	$1.5 \times 10^{-11} \text{ Jm}^{-1}$
$\alpha$	Gilbert damping parameter*	0.1
$\gamma$	Gyromagnetic ratio	$1.761 \times 10^{11} \text{ rads}^{-1} \text{ T}^{-1}$
$\mu_0$	Permeability of free space	$1.255\,637\,06 \times 10^{-6}$
$M_s$	Saturation magnetization	$1.5 \times 10^6 \text{ Am}^{-1}$
$\lambda_{100}$	Saturation magnetostrain*	$3 \times 10^{-3}$
$\rho$	Density	$7900 \text{ kgm}^{-3}$
$\mu$	First Lamé constant	172 GPa
$\lambda$	Second Lamé constant	54 GPa

TABLE 1. Material parameters of FeCoSiB from [30]. Entries marked with a \* are chosen parameters.

**5.1. Order of error in time.** Due to the nonlinear nature of the PDE system, analytical solutions are generally not available. For this reason, we produce multiple numerical solutions of different time-step size, and compute an error with respect to a reference solution with finer time-step size. We consider a unit cube  $[0, 1]^3$ , choose  $h_{\max} \approx 0.42$ , with 423 nodes, and 455 elements. For the initial conditions, we choose

$$\mathbf{m}_h^0 = \frac{\sqrt{85}}{10} (0.9, 0.2, 0)$$

for the magnetization, and  $\mathbf{u}_h^0 = (10^{-3}x, 0, 0)$ ,  $\dot{\mathbf{u}}_h^0 = \mathbf{0}$  for the displacement and its velocity. We set  $T = 1 \times 10^{-2}$ , and consider  $k_n = 1 \times 10^{-3} \cdot 2^{-n}$  for  $n = 0, 1, 2, 3, 4, 5, 6$ , comparing these to a reference solution computed for  $n = 8$ . Specifically, we calculate the  $\mathbf{H}^1$ -error at the final time,  $t = T$ , that is,

$$\text{err}_{\mathbf{H}^1}^n(\phi_h) = \|\phi_{h,k_8}(T) - \phi_{h,k_n}(T)\|_{\mathbf{H}^1(\Omega)}.$$

In Figure 1 we see that Algorithm 3.2 with  $\gamma = 1/2$  is second-order in time with respect to both vector fields. On the other hand, the algorithm of [30] is of first-order only, as expected, as both the magnetization and displacement are computed with first-order methods. It is useful to note that using the nodal projection operator  $\Pi_h$  does not spoil the second-order convergence.

**5.2. Unit-length constraint violation.** To measure the unit-length constraint violation, we choose the same measure of error as in [12, 30, 3], but modified to suit the midpoint scheme by taking a maximum over all time-steps

$$\begin{aligned} \text{err}_{L^1} &= \max_{0 \leq i \leq N} \|\mathcal{I}_h[|\mathbf{m}_h^i|^2] - 1\|_{L^1(\Omega)}, \\ \text{err}_{L^\infty} &= \max_{0 \leq i \leq N} \|\mathbf{m}_h^i\|_{L^\infty(\Omega)} - 1. \end{aligned}$$

The maximum is required because the midpoint scheme is not monotonically increasing in the unit-length constraint violation [3], unlike the first-order tangent plane scheme [1, 12] and the BDF2-based method [2, 4], where the maximum is always at the final time-step. We choose again  $\Omega = [0, 1]^3$ , but increase the mesh quality to allow for a greater initial exchange energy, with  $h_{\max} \approx 0.35$  with 642 nodes and 712 elements. We use the same time-step sizes as in Section 5.1. For the initial magnetization, we consider

$$\mathbf{m}_h^0 = \frac{5}{\sqrt{26}} \mathcal{I}_h[(0.2, \sin(4(x + y + z)), \cos(4(x + y + z)))]$$

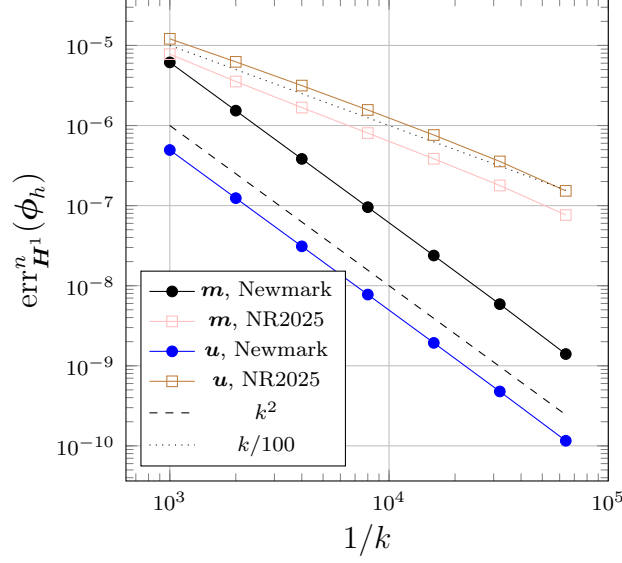


FIGURE 1. Experiment of Section 5.1. Experimental orders of convergence with respect to the  $\mathbf{H}^1$ -norm at the final time-step  $t = T$  for Algorithm 3.2, with  $\beta = 1/3, \gamma = 1/2$ , and the algorithm of [30].

and set  $\mathbf{u}_h^0 = \dot{\mathbf{u}}_h^0 = \mathbf{0}$ , with  $T = 1$ , giving an initial energy of  $\mathcal{E}[\mathbf{u}_h^0, \mathbf{m}_h^0] \approx 20$ . The midpoint tangent plane scheme is not necessarily monotonically increasing in the unit-length constraint (cf [3, Proposition 2.2]), and thus the unit-length constraint violation may decrease with time. The first-order tangent plane scheme is always monotonically increasing.

As expected, the midpoint scheme is significantly better at maintaining the unit-length constraint, being almost two orders of magnitude smaller than for the first-order scheme.

As can be seen in Figure 2 the midpoint scheme is second-order in the unit-length constraint, whilst the standard tangent plane is only first-order. The midpoint scheme is always at least first-order, but to be second-order a discrete regularity condition must be met (see [3, Proposition 2.3]).

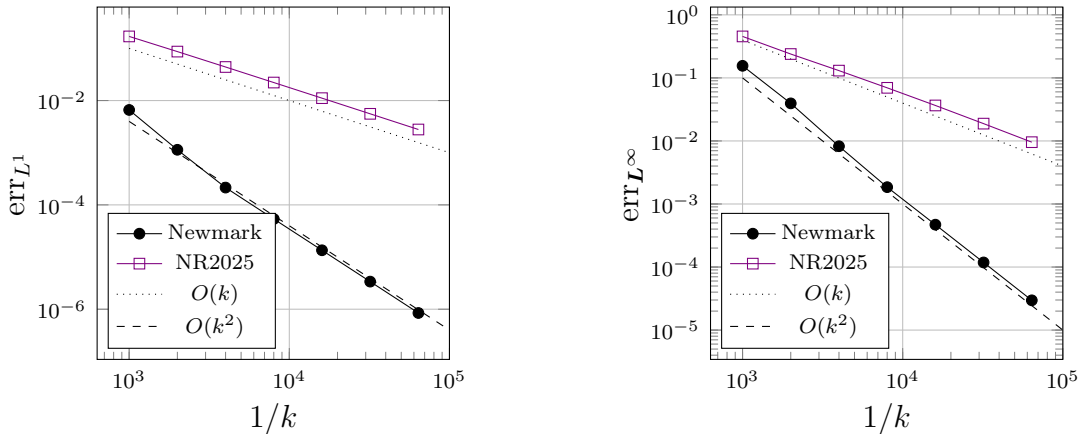


FIGURE 2. Experiment of Section 5.2.

**5.3. Energy Dissipation.** According to the energy law (6), if the time derivative of the magnetization is small, or  $\alpha$  is small, then the system is approximately energy conserving.

The discrete energy law given in [30] includes several numerical dissipation terms, and some of these come directly from the displacement. This means that the numerical scheme will dissipate energy through the displacement, despite the physical model having no such mechanism for this. In systems where the magnetization is close to equilibrium (i.e.,  $\partial_t \mathbf{m} \approx 0$ ), the energy should be essentially conserved, but this places no restrictions on the time derivative of the displacement,  $\dot{\mathbf{u}}$ . Therefore, we can expect a scenario where for long times the displacement oscillates about the minima, stimulating small changes in the magnetization resulting in dissipation and thus eventual minimization.

We set  $\mathbf{m}_h^0 = (1, 0, 0)$ , and  $\mathbf{u}_h^0, \dot{\mathbf{u}}_h^0 = \mathbf{0}$ , yielding an initial energy of  $\mathcal{E}[\mathbf{m}_h^0, \mathbf{u}_h^0] \approx -0.74$ , replicating the mesh of Section 5.1. For the time-steps, we consider  $k = 1 \times 10^{-2}, 1 \times 10^{-3}, 1 \times 10^{-4}$  over an interval of  $T = 10$ . We choose  $\beta = 1/3, \gamma = 1/2$ , for Algorithm 3.2, and compare this with the algorithm of [30]. As can be seen in Figure 3, the algorithm of [30] dissipates energy very quickly, despite the magnetization being roughly constant. The dynamics of the numerical solution dampen much too quickly, requiring the time-step to be decreased sufficiently for a solution to behave correct energetically. This is clearly seen in Figure 4 where the solution is far too smooth (in addition to the unit-length being larger than 1) and Figure 5 shows that the amplitude of the displacement oscillation decreases very quickly. However, Algorithm 3.2 with  $\beta = 1/3, \gamma = 1/2$  behaves robustly in terms of the energy as the time-step is changed, with the minimum at  $t \approx 1.35$  clearly approximated correctly in Figure 4 for every time-step. This results in the displacement slowly decreasing in amplitude over time as seen in Figure 5 utilizing the physical damping, modulated by the Gilbert damping constant.

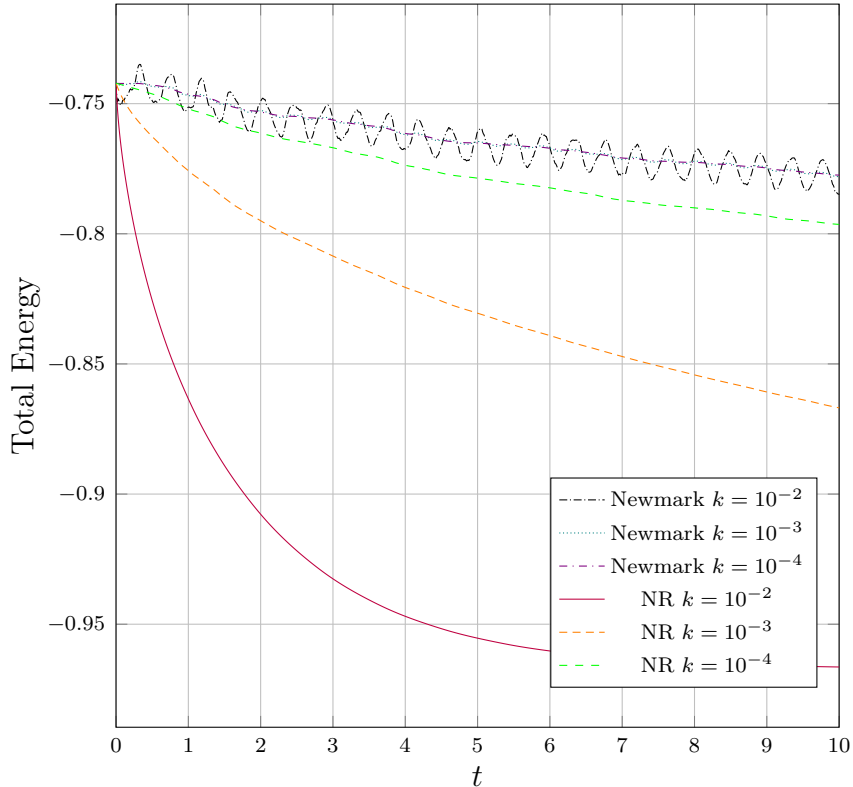


FIGURE 3. Experiment of Section 5.3. Energy over time, with algorithm of [30] against Algorithm 3.2 for varied time-steps.

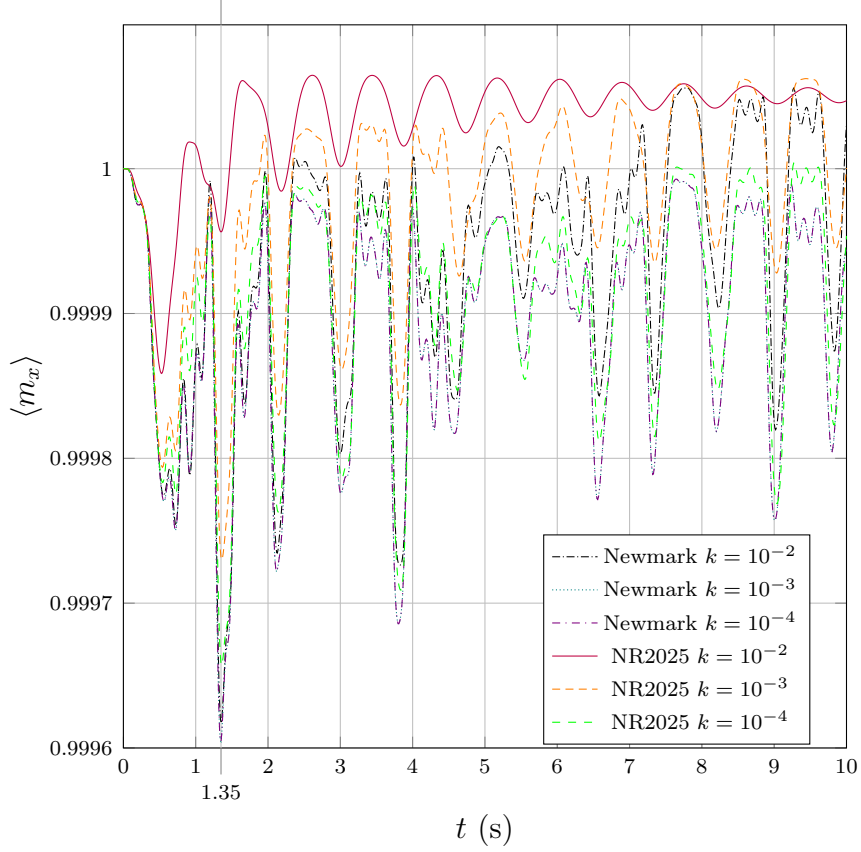


FIGURE 4. Experiment of Section 5.3. Evolution of the average magnetization in the  $x$ -direction.

**5.4. Nutation.** For this experiment, we use a unit cube, with  $h_{\max} \approx 0.19$ , with 1450 nodes and 6329 elements. To detect nutation, we begin from a minimized energy state. To calculate the minimizer, we set  $\gamma = 1, \beta = 1/2, \alpha = 1$ , and eliminate the precession term resulting from (3). Setting  $\gamma > 1/2$  incorporates some numerical dissipation (cf. Remark 3.4) which is useful for the minimization, and eliminating the precession term  $\langle \mathbf{m} \times \mathbf{v}, \boldsymbol{\psi} \rangle$  does not affect the energy evolution explicitly, but reduces the unit-length constraint violation (which does affect the energy) by reducing the amount of precession. For the initial condition of the minimization process, we select  $\mathbf{m}_h^0 = (1, 0, 0)$ ,  $\mathbf{u}_h^0 = (\lambda_m x, 0, 0)$ ,  $\dot{\mathbf{u}}_h^0 = \mathbf{0}$ , and use the time-step  $k = 2 \times 10^{-2}$ , and run the numerical scheme for  $T = 100$  units of time. This is sufficiently long to reach a reasonable minimizer. We then apply a nodal projection to the magnetization field of the minimizer and use it as an initial condition, and set  $\dot{\mathbf{u}}_h^0 = \mathbf{0}$ .

For the dynamical simulation, we apply a pulse Zeeman field of the form  $\mathbf{f} = (1, H(t), 0)$ , where  $H(t)$  is defined as in Figure 6. We select  $\beta = 1/3, \gamma = 1/2, \alpha = 0.1$  and choose the time-step  $k = 1 \times 10^{-3}$ . We run the simulation for  $T = 20$  units of time.

The results are shown in Figure 7. We see in Figure 7a that the pulse field disturbs the magnetization away from its minimizer state, with  $\langle m_x \rangle \approx 1$  falling to  $\langle m_x \rangle \approx 0.983$ , and  $\langle m_y \rangle$  sharply increases to around 0.1 as shown in Figure 7b, and  $\langle m_z \rangle$  sharply decreases to around -0.2 as shown in Figure 7c. The displacement is slower to respond than the magnetization because of the wave nature of (2). The average displacement in the  $x$ -direction begins oscillating, with the average returning to the equilibrium point. The displacement in the  $y$  and  $z$  direction broadly mimic the magnetization in the  $y$  and

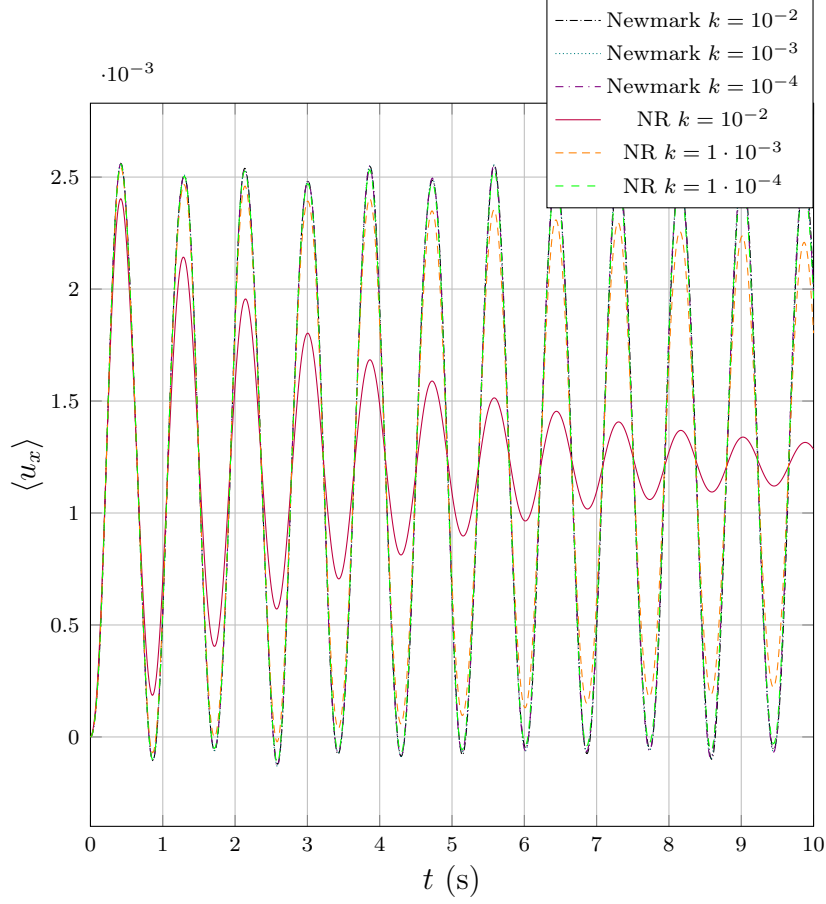


FIGURE 5. Experiment of Section 5.3. Evolution of the average displacement in the  $x$ -direction.

$z$  directions respectively. The energy evolution is shown in Figure 8, with the energy decreasing as the pulse field increases, and then decreasing as the field becomes weaker. When the field is disabled, the system begins a minimization process governed by the PDEs of magnetoelasticity.

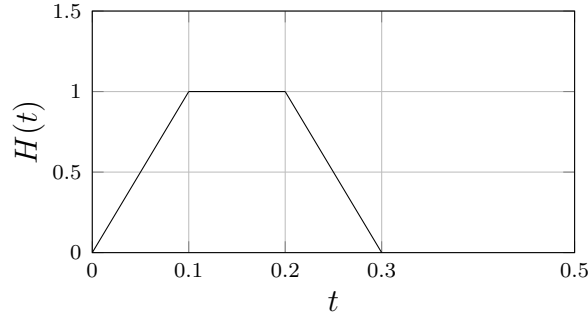


FIGURE 6. Pulse field of Experiment 5.4.

**5.5. Stability.** To justify the choice of  $\beta$ , we design the following experiment to determine the relationship between the time-step size, the mesh size, and the parameter  $\beta$ . In particular, we should expect that when  $\beta \in [0, 1/4)$  we have a CFL condition of at least  $k = O(h)$ , and when  $\beta \in (1/4, 1/2]$  there should be no CFL condition for the

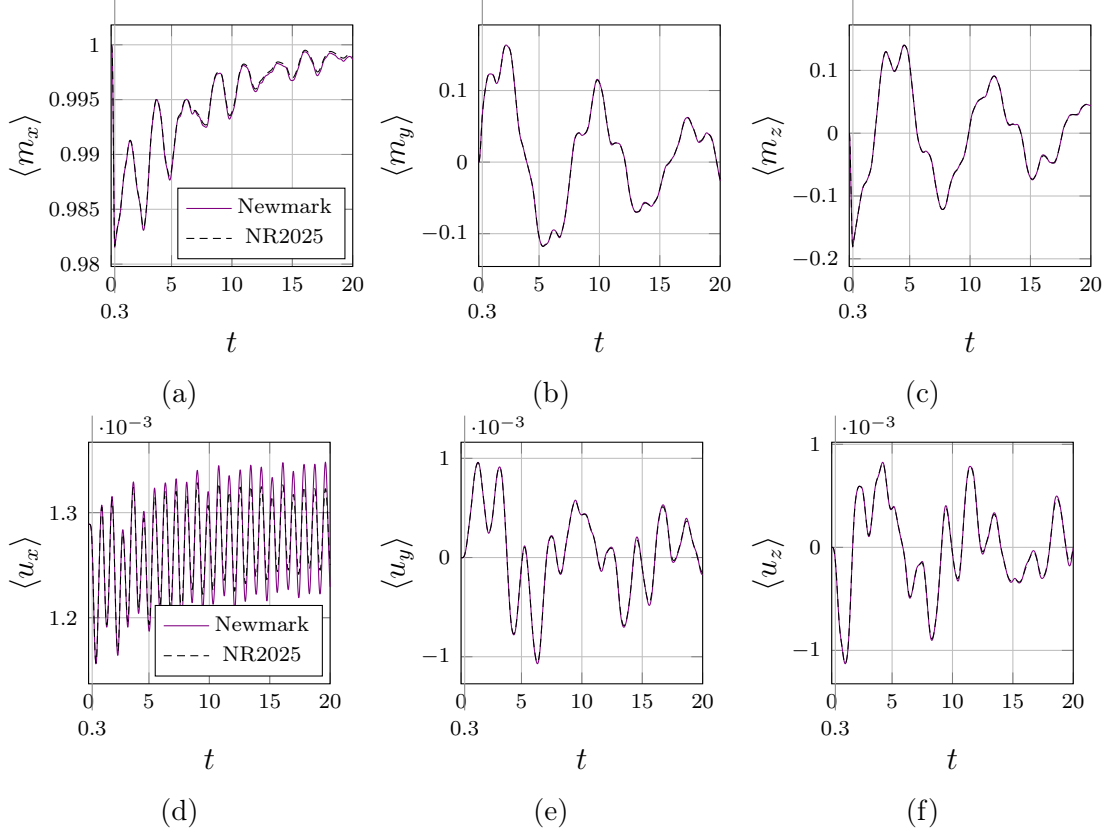


FIGURE 7. Experiment of Section 5.4. Parameters  $k = 1 \times 10^{-3}$  and  $\lambda_{100} = 3 \times 10^{-3}$ . The magnetization is disturbed from the minimizer state by the pulse field until  $t = 0.3$ .

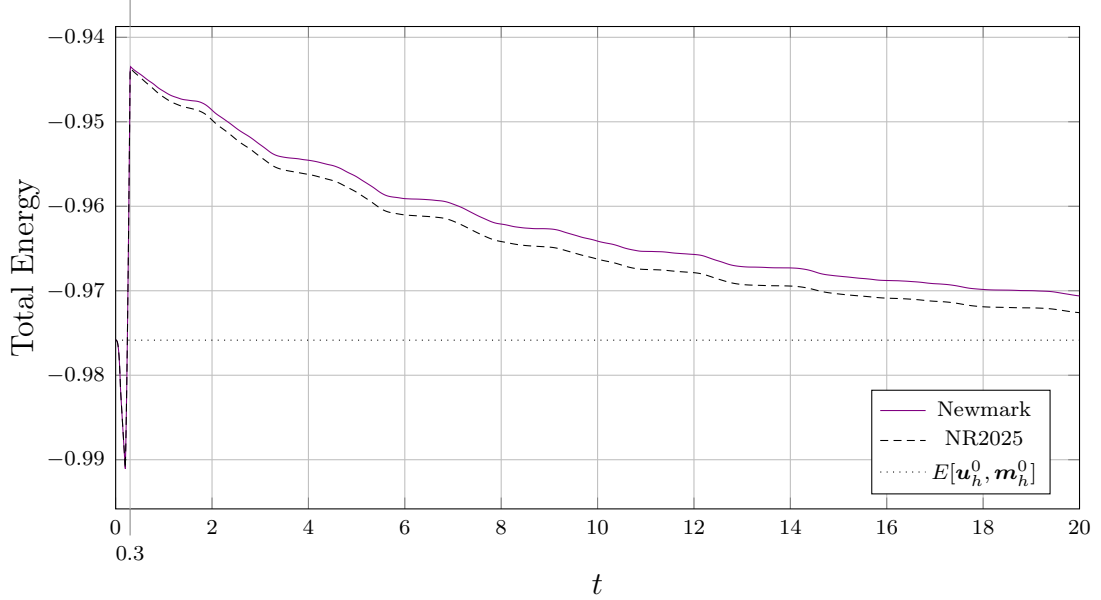


FIGURE 8. Experiment of Section 5.4. Parameters  $k = 1 \times 10^{-3}$  and  $\lambda_{100} = 3 \times 10^{-3}$ .

stability. When  $\beta = 1/4$ , we may expect a CFL condition but this may be an artifact of the stability proof.

We set  $T = 1$ , and consider a unit cube  $[0, 1]^3$ . For the initial condition, we again consider

$$\mathbf{m}_h^0 = \frac{5}{\sqrt{26}} \mathcal{I}_h [(0.2, \sin(4(x + y + z)), \cos(4(x + y + z)))] ,$$

and  $\mathbf{u}_h^0 = \dot{\mathbf{u}}_h^0 = \mathbf{0}$ . We run the simulation with  $h_{\max} \approx 0.42, 0.36, 0.19, 0.11$  with  $k = 1 \times 10^{-2}, 5 \times 10^{-3}, 2.5 \times 10^{-3}, 1.25 \times 10^{-3}$ , either recording the approximate end energy value, or stating “Fail” when the simulation failed due to instability. We choose  $\beta = 0$  and  $\beta = 1/3$ . The results are shown in Tables 2 and 3. We clearly see in Table 2 that there the stability is affected by the mesh size and time-step size. A CFL condition of at least  $k = O(h)$  is required for stability. On the other hand in Table 3, we see that there is no stability failure like in Table 2.

	$h_{\max}$			
	0.42	0.36	0.19	0.11
$k$				
$1 \times 10^{-2}$	4.28	4.9	Fail	Fail
$5 \times 10^{-3}$		3.92	Fail	Fail
$2.5 \times 10^{-3}$			2.86	Fail
$1.25 \times 10^{-3}$				2.81

TABLE 2. Experiment of Section 5.5. Final energy for  $\beta = 0$ .

	$h_{\max}$			
	0.42	0.36	0.19	0.11
$k$				
$1 \times 10^{-2}$	4.17	4.80	4.19	4.42
$5 \times 10^{-3}$		3.89	3.13	3.35
$2.5 \times 10^{-3}$			2.82	2.96
$1.25 \times 10^{-3}$				2.79

TABLE 3. Experiment of Section 5.5. Final energy for  $\beta = 1/3$ .

#### ACKNOWLEDGEMENTS

MR is a member of the ‘Gruppo Nazionale per il Calcolo Scientifico (GNCS)’ of the Italian ‘Istituto Nazionale di Alta Matematica (INdAM)’ and was partially supported by GNCS (research project GNCS 2024 on *Advanced numerical methods for nonlinear problems in materials science* – CUP E53C23001670001).

The support of the Royal Society (grant IES\R2\222118) and the CSF project 23-04766S is gratefully acknowledged.

#### REFERENCES

- [1] C. Abert, G. Hrkac, M. Page, D. Praetorius, M. Ruggeri, and D. Suess. Spin-polarized transport in ferromagnetic multilayers: an unconditionally convergent FEM integrator. *Comput. Math. Appl.*, 68(6):639–654, 2014. doi:10.1016/j.camwa.2014.07.010.



- [2] G. Akrivis, S. Bartels, and C. Palus. Quadratic constraint consistency in the projection-free approximation of harmonic maps and bending isometries. *Math. Comp.*, 94(355):2251–2269, 2025. doi:10.1090/mcom/4035.
- [3] G. Akrivis, S. Bartels, M. Ruggeri, and J. Wang. Projection-free approximation of flows of harmonic maps with quadratic constraint accuracy and variable step sizes. *arXiv:2505.05655*, 2025. doi:10.48550/arXiv.2505.05655.
- [4] M. Aldé, M. Feischl, and D. Praetorius. BDF2-type integrator for Landau–Lifshitz–Gilbert equation in micromagnetics, part i: unconditional weak convergence to weak solutions. *arXiv:2511.22000*, 2025. doi:10.48550/arXiv.2511.22000.
- [5] S. Almi, M. Kružík, and A. Molchanova. Linearization in magnetoelasticity. *Adv. Calc. Var.*, 18(2):577–591, 2025. doi:10.1515/acv-2024-0019.
- [6] F. Alouges. A new finite element scheme for Landau–Lifshitz equations. *Discrete Contin. Dyn. Syst. Ser. S*, 1(2):187–196, 2008. doi:10.3934/dcdss.2008.1.187.
- [7] F. Alouges and P. Jaisson. Convergence of a finite element discretization for the Landau–Lifshitz equation in micromagnetism. *Math. Models Methods Appl. Sci.*, 16(2):299–316, 2006. doi:10.1142/S0218202506001169.
- [8] L. Bañas. A numerical method for the Landau–Lifshitz equation with magnetostriction. *Math. Methods Appl. Sci.*, 28(16):1939–1954, 2005. doi:10.1002/mma.651.
- [9] L. Bañas. Adaptive techniques for Landau–Lifshitz–Gilbert equation with magnetostriction. *J. Comput. Appl. Math.*, 215(2):304–310, 2008. doi:10.1016/j.cam.2006.03.043.
- [10] L. Bañas and M. Slodička. Space discretization for the Landau–Lifshitz–Gilbert equation with magnetostriction. *Comput. Methods Appl. Mech. Engrg.*, 194(2–5):467–477, 2005. doi:10.1016/j.cma.2004.06.021.
- [11] L. Bañas and M. Slodička. Error estimates for Landau–Lifshitz–Gilbert equation with magnetostriction. *Appl. Numer. Math.*, 56(8):1019–1039, 2006. doi:10.1016/j.apnum.2005.09.003.
- [12] S. Bartels. Projection-free approximation of geometrically constrained partial differential equations. *Math. Comp.*, 85(299):1033–1049, 2016. doi:10.1090/mcom/3008.
- [13] L. Bañas, M. Page, D. Praetorius, and J. Rochat. A decoupled and unconditionally convergent linear FEM integrator for the Landau–Lifshitz–Gilbert equation with magnetostriction. *IMA J. Numer. Anal.*, 34(4):1361–1385, 2014. doi:10.1093/imanum/drt050.
- [14] B. Bergmair, T. Huber, F. Bruckner, C. Vogler, M. Fuger, and D. Suess. Fully coupled, dynamic model of a magnetostrictive amorphous ribbon and its validation. *J. Appl. Phys.*, 115(2):023905, 2014. doi:10.1063/1.4861735.
- [15] W. F. Brown Jr. *Magnetoelastic Interactions*, volume 9 of *Springer Tracts in Natural Philosophy*. Springer Berlin, Heidelberg, 1966. doi:10.1007/978-3-642-87396-6.
- [16] F. Bruckner, M. Feischl, T. Führer, P. Goldenits, M. Page, D. Praetorius, M. Ruggeri, and D. Suess. Multiscale modeling in micromagnetics: Existence of solutions and numerical integration. *Math. Models Methods Appl. Sci.*, 24(13):2627–2662, 2014. doi:10.1142/S0218202514500328.
- [17] G. Carbou, M. A. Efendiev, and P. Fabrie. Global weak solutions for the Landau–Lifshitz equation with magnetostriction. *Math. Methods Appl. Sci.*, 34(10):1274–1288, 2011. doi:10.1002/mma.1440.
- [18] M. J. Dapino, Z. Deng, F. T. Calkins, and A. B. Flatau. *Magnetostrictive Devices*, pages 1–35. John Wiley & Sons, Ltd, 2016. doi:10.1002/047134608X.W4549.pub2.
- [19] G. Dong, Z. Gong, Z. Xie, and S. Yang. BDF schemes for accelerated gradient flows in projection-free approximation of nonconvex constrained variational minimization. *arXiv:2409.14670*, 2024. doi:10.48550/arXiv.2409.14670.
- [20] G. Dong, H. Guo, and S. Yang. Accelerated gradient flows for large bending deformations of nonlinear plates. *SIAM J. Sci. Comput.*, 47(5):A2481–A2505, 2025. doi:10.1137/24M1719049.
- [21] C. Dorn and S. Wulfinhoff. Computing magnetic noise with micro-magneto-mechanical simulations. *IEEE Trans. Magn.*, 59(2):1–4, 2023. doi:10.1109/TMAG.2022.3212764.
- [22] S. Federico, G. Consolo, and G. Valenti. Tensor representation of magnetostriction for all crystal classes. *Math. Mech. Solids*, 24(9):2814–2843, 2019. doi:10.1177/1081286518810741.
- [23] L. Fox and E. T. Goodwin. Some new methods for the numerical integration of ordinary differential equations. In *Mathematical Proceedings of the Cambridge Philosophical Society*, volume 45, pages 373–388, 1949. doi:10.1017/S0305004100025007.
- [24] C. Fumihiro and K. Takashi. Newmark’s method and discrete energy applied to resistive MHD equation. *Vietnam J. Math.*, 30:501–520, 2002.

- [25] E. Hairer, C. Lubich, and G. Wanner. Geometric numerical integration illustrated by the Störmer–Verlet method. *Acta Numerica*, 12:399–450, 2003. doi:10.1017/S0962492902000144.
- [26] T. J. Hughes. Stability, convergence and growth and decay of energy of the average acceleration method in nonlinear structural dynamics. *Comput. Struct.*, 6(4-5):313–324, 1976. doi:10.1016/0045-7949(76)90007-9.
- [27] S. Krenk. Energy conservation in Newmark based time integration algorithms. *Comput. Methods Appl. Mech. Eng.*, 195(44-47):6110–6124, 2006. doi:10.1016/j.cma.2005.12.001.
- [28] F. S. Mballa-Mballe, O. Hubert, S. He, S. Depeyre, and P. Meilland. Micromagnetic modeling of magneto-mechanical behavior. *IEEE Trans. Magn.*, 50(4):1–4, 2014. doi:10.1109/TMAG.2013.2288911.
- [29] N. M. Newmark. A method of computation for structural dynamics. *J. Eng. Mech.*, 85(3):67–94, 1959. doi:10.1061/JMCEA3.0000098.
- [30] H. Normington and M. Ruggeri. A decoupled, convergent and fully linear algorithm for the Landau–Lifshitz–Gilbert equation with magnetoelastic effects. *Comput. Math. Appl.*, 187:1–29, 2025. doi:10.1016/j.camwa.2025.03.008.
- [31] A.-G. Olabi and A. Grunwald. Design and application of magnetostrictive materials. *Mater. Des.*, 29(2):469–483, 2008. doi:10.1016/j.matdes.2006.12.016.
- [32] R.-C. Peng, J. J. Wang, J.-M. Hu, L.-Q. Chen, and C.-W. Nan. Electric-field-driven magnetization reversal in square-shaped nanomagnet-based multiferroic heterostructure. *Appl. Phys. Lett.*, 106(14):142901, 2015. doi:10.1063/1.4917228.
- [33] A. Ramage and E. C. Gartland Jr. A preconditioned nullspace method for liquid crystal director modeling. *SIAM J. on Sci. Comput.*, 35(1):B226–B247, 2013. doi:10.1137/120870219.
- [34] A. Renuka Balakrishna and R. D. James. A solution to the permalloy problem – A micromagnetic analysis with magnetostriction. *Appl. Phys. Lett.*, 118(21):212404, 2021. doi:10.1063/5.0051360.
- [35] A. Renuka Balakrishna and R. D. James. A tool to predict coercivity in magnetic materials. *Acta Mater.*, 208:116697, 2021. doi:10.1016/j.actamat.2021.116697.
- [36] J. Schöberl. Netgen/NGSolve, 2023. <https://ngsolve.org>. v6.2.2301.
- [37] Y. C. Shu, M. P. Lin, and K. C. Wu. Micromagnetic modeling of magnetostrictive materials under intrinsic stress. *Mech. Mater.*, 36(10):975–997, 2004. doi:10.1016/j.mechmat.2003.04.004.
- [38] A. Visintin. On Landau–Lifshitz’ equations for ferromagnetism. *Japan J. Appl. Math.*, 2(1):69–84, 1985. doi:10.1007/BF03167039.

INSTITUTE OF INFORMATION THEORY AND AUTOMATION, CZECH ACADEMY OF SCIENCES, CZECH REPUBLIC

*Email address:* `kruzik@utia.cas.cz`

DEPARTMENT OF MATHEMATICS AND STATISTICS, UNIVERSITY OF STRATHCLYDE, UK

*Email address:* `hywel.normington@strath.ac.uk`

DEPARTMENT OF MATHEMATICS, UNIVERSITY OF BOLOGNA, ITALY

*Email address:* `m.ruggeri@unibo.it`