

THINK-WHILE-GENERATING: ON-THE-FLY REASONING FOR PERSONALIZED LONG-FORM GENERATION

Chengbing Wang¹, Yang Zhang², Wenjie Wang¹, Xiaoyan Zhao³,
Fuli Feng¹, Xiangnan He¹, Tat-Seng Chua²,

¹University of Science and Technology of China, ²National University of Singapore,

³The Chinese University of Hong Kong,

ABSTRACT

Preference alignment has enabled large language models (LLMs) to better reflect human expectations, but current methods mostly optimize for population-level preferences, overlooking individual users. Personalization is essential, yet early approaches—such as prompt customization or fine-tuning—struggle to reason over implicit preferences, limiting real-world effectiveness. Recent “think-then-generate” methods address this by reasoning before response generation. However, they face challenges in long-form generation: their static one-shot reasoning must capture all relevant information for the full response generation, making learning difficult and limiting adaptability to evolving content. To address this issue, we propose **FlyThinker**, an efficient “think-while-generating” framework for personalized long-form generation. FlyThinker employs a separate reasoning model that generates latent token-level reasoning in parallel, which is fused into the generation model to dynamically guide response generation. This design enables reasoning and generation to run concurrently, ensuring inference efficiency. In addition, the reasoning model is designed to depend only on previous responses rather than its own prior outputs, which preserves training parallelism across different positions—allowing all reasoning tokens for training data to be produced in a single forward pass like standard LLM training, ensuring training efficiency. Extensive experiments on real-world benchmarks demonstrate that FlyThinker achieves better personalized generation while keeping training and inference efficiency.

1 INTRODUCTION

Large language models (LLMs) have achieved significant advances through preference alignment techniques, enabling them to produce outputs that more closely reflect human expectations (Ouyang et al., 2022; Rafailov et al., 2023). Yet, common preference alignment (Rafailov et al., 2023; Schulman et al., 2017) primarily focuses on population-level preferences, often overlooking the diverse characteristics and nuanced needs of individual users (Guan et al., 2025; Xie et al., 2025; Li et al., 2024; Zhao et al., 2025b; Qiu et al., 2025a;b). These limitations inevitably curb user satisfaction and hinder the more widespread adoption of LLMs in everyday life (Guan et al., 2025; Wu et al., 2025; Zollo et al., 2025; Zhao et al., 2025a). To bridge this gap, personalization has emerged as an indispensable component of LLM alignment—an essential step toward integrating broad, generalized utility with the fine-grained, personalized adaptability required for truly user-centric AI (Sorensen et al., 2024). Recently, increasing attention from both academia and industry has been devoted to this direction.

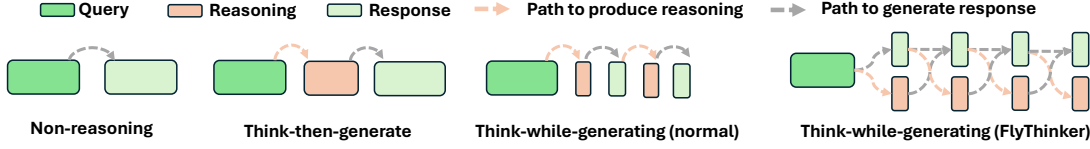


Figure 1: Different reasoning-generation paradigms. Non-reasoning outputs responses directly. Think-then-generate performs reasoning first, then responds. Standard think-while-generating interleaves reasoning and output sequentially, causing inefficiency. FlyThinker enables reasoning and generation to proceed in parallel.

Existing LLM personalization methods typically rely on either customizing user-specific prompts via RAG (Qian et al., 2024; Mysore et al., 2023; Zhang et al., 2025b), or fine-tuning the model (Zhang et al., 2025d; Chen et al., 2025b; Kim et al., 2025b) to produce personalized outputs. While straightforward, these approaches often struggle in real-world scenarios where user interests are not explicitly stated but are only implicitly reflected in historical behavior. Such methods lack a mechanism to reason over implicit user preferences, potentially resulting in suboptimal personalization. Aiming at addressing this limitation, a new “think-then-generate” paradigm for LLM personalization has emerged (Luo et al., 2025; Kim et al., 2025a; Li et al., 2025; Salemi et al., 2025b): rather than directly generating the final response, the LLM first produces an in-depth analysis of the user’s preferences based on their input, and then generates responses aligned with this analysis. By leveraging the model’s reasoning capabilities, this approach can potentially capture implicit user interests more effectively, enabling more accurate personalization.

Despite its promise, the “think-then-generate” paradigm faces critical challenges in long-form personalized generation. In this paradigm, a static one-shot reasoning must capture all relevant information for the entire response, creating long-range dependencies that are difficult to model and learn. Moreover, it rigidly applies this one-step reasoning to guide all subsequent outputs, failing to adapt to dynamic changes in content — long-form creation by users often involves ideas that evolve based on what they have already created. To address these, we propose adopting a “**think-while-generating**” paradigm, as illustrated in Figure 1, where LLM reasoning and answer generation are interleaved, with each reasoning step focusing on guiding a small segment of the response. This design better aligns with the natural progression of user thinking during creation, reduces learning complexity, and thereby potentially enables more effective personalization.

To implement the think-while-generating paradigm, a key challenge is efficiency: frequent reasoning across response segments substantially increases both training and inference time as the number of segments grows. Latent reasoning (Hao et al., 2024) offers a more efficient alternative to standard chain-of-thought (CoT) approaches (Wei et al., 2022) by compressing the reasoning path into a few hidden-state tokens, avoiding the overhead of generating lengthy CoT sequences. However, directly applying existing latent reasoning methods remains inefficient. Current approaches (Tang et al., 2025; Zhang et al., 2025c) typically use the same LLM for reasoning and generation, forcing each output token generation to wait for all preceding reasoning tokens. Non-reasoning training can be accelerated by feeding all ground-truth tokens simultaneously, enabling parallel optimization. With reasoning tokens, this parallelism is lost, as the model must wait for the reasoning outputs, slowing down training. For inference, the time cost also increases with the total number of reasoning tokens. To solve the problem, the key is to keep the parallelism.

To this end, we propose **FlyThinker**, an efficient “think-while-generating” framework for LLM personalization with latent reasoning. FlyThinker enables parallel training and inference by maintaining a separate reasoning model that continuously generates token-wise latent reasoning based on the query and the tokens produced so far. This reasoning is fused into the generation model to guide token prediction, allowing the generation process to incorporate dynamic reasoning. Importantly, reasoning tokens at different positions do not have direct sequential dependencies—they depend only on the query and the already generated tokens—allowing reasoning to run in parallel during training when all ground-truth tokens are input for use in a teach-forcing manner. Once reasoning at all positions is computed in parallel, the generation model can also operate in parallel to predict all ground-truth tokens during training. During inference, the two models

operate in a staggered manner: while the generation model predicts the current token, the reasoning model prepares reasoning for the next prediction. This design allows FlyThinker to implement token-level think-while-generating efficiently, avoiding sequential bottlenecks while ensuring that each prediction is guided by up-to-date reasoning.

In summary, the main contributions are three-fold. **Firstly**, we put forward the concept of the **think-while-generating** paradigm for personalized long-text generation. **Secondly**, we propose **FlyThinker**, a novel framework that integrates a parallel reasoning model, achieving efficient token-level think-while-generating. **Lastly**, we conduct extensive experiments demonstrating that FlyThinker delivers substantial improvements in both personalization quality and generation efficiency over strong baselines.

2 TASK FORMULATION

This work studies personalized long-form generation, where the LLM must infer user preferences from historical data and produce responses that align with these preferences for new queries. Formally, let \mathbb{D} denote the collected dataset, and let $(h, x, y) \in \mathbb{D}$ represent a user-specific sample, where x is the query, y is the ground-truth response, which naturally is long (*e.g.*, a full movie review written by the user), and h is the historical record consisting of the user’s past (query, response) pairs. The goal is to leverage \mathbb{D} to adapt the LLM such that, given (h, x) , it generates a response \hat{y} consistent with the user’s preferred response y .

Since user preferences are only implicitly encoded in historical data, it is better for the LLM to involve a reasoning process to infer them before generating the final response. Existing work typically adopts the “think-then-generate” paradigm to involve the reasoning, which can be expressed as:

$$\text{Think-then-Generate: } (h, x) \xrightarrow{LLM} r \xrightarrow{LLM} \hat{y}, \quad (1)$$

where r denotes the reasoning trace. However, in long-form generation, this paradigm often suffers from low learning efficacy and misalignment with the inherently dynamic nature of long-form writing—users’ ideas evolve as the response unfolds. To address this, we consider a think-while-generating paradigm: after producing a partial response (a token in this work), the model generates a new reasoning step to guide the next segment of text. This can be formulated as:

$$\text{Think-while-Generating: } (h, x) \xrightarrow{LLM} r \xrightarrow{LLM} \hat{y}_1 \xrightarrow{LLM} r \xrightarrow{LLM} \hat{y}_2 \dots, \quad (2)$$

where \hat{y}_k denotes the k -th token of the generated response. This work focuses on how to achieve this “think-while-generating” paradigm efficiently.

3 METHODOLOGY

In this section, we introduce FlyThinker, covering its overview, architecture, training, and inference.

3.1 OVERVIEW

To efficiently achieve “Think-while-Generating”, we identify a key challenge in existing approaches: using the same model for both generation and reasoning. In this setting, generating the next response token or reasoning step must wait for the completion of previous reasoning, leading to unacceptable delays. To address this, we propose FlyThinker, which parallelizes response generation and reasoning by employing two separate models for these tasks, as shown in Figure 2. At each step, while the generation model produces a response token, the reasoning model can simultaneously generate a new reasoning segment, which then guides the next step of response generation. Formally,

$$\begin{aligned} \text{Generation: } & (h, x) \xrightarrow{(h, x; \hat{y}_{<1+r}<1)} \hat{y}_1 \xrightarrow{(h, x; \hat{y}_{<2+r}<2)} \hat{y}_2 \dots, \\ \text{Reasoning: } & (h, x) \xrightarrow{(h, x, \hat{y}_{<1})} r_1 \mid \xrightarrow{(h, x, \hat{y}_{<2})} r_2 \mid \dots, \end{aligned} \quad (3)$$

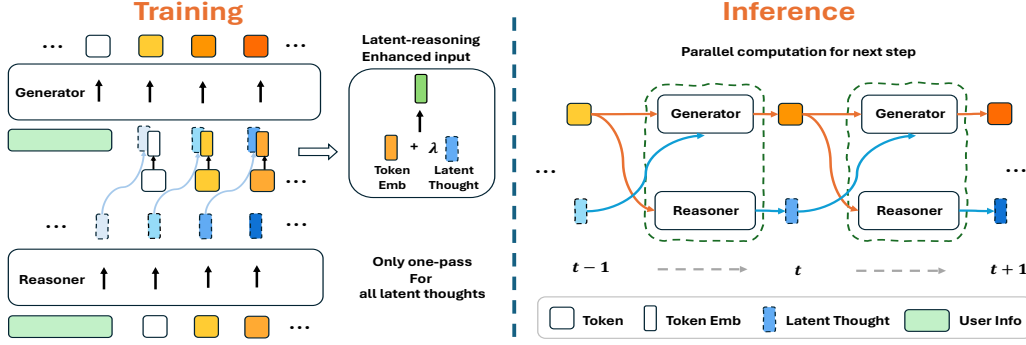


Figure 2: An illustration of **FlyThinker**, an efficient “think-while-generating” framework for LLM personalization with latent reasoning.

where r_t denotes the new reasoning results at step t , and $\hat{y}_{<t}$ and $r_{<t}$ represent the response and reasoning generated before step t . This obviously ensures that inference can be performed efficiently.

Based on this parallel model design, we further break the direct sequential dependence between reasoning tokens while ensuring that each reasoning step depends only on previously generated response tokens, as indicated by $r_{t-1} | \frac{(h, x, \hat{y}_{<t})}{\rightarrow} r_t$, meaning r_t depends only on $(h, x, \hat{y}_{<t})$. This blocking design enables parallel training: during training, all reasoning steps can be generated in parallel by providing the reasoning model with the full ground-truth response sequence, improving training efficiency, similarly for the generation side. For generation, each step depends on both the previously generated reasoning and response, as indicated by $\hat{y}_{t-1} | \frac{(h, x, \hat{y}_{<t} + r_{<t})}{\rightarrow} r_t$, meaning \hat{y}_t depends on $(h, x, \hat{y}_{<t} + r_{<t})$, ensuring that dynamic reasoning is truly considered for the generation.

3.2 MODEL ARCHITECTURE

We enable parallel response generation and reasoning by introducing two separate models: a Reasoner, which produces **latent reasoning**, and a Generator, which leverages it for response generation. These models are organized in a parallel architecture—while the Generator produces a response token, the Reasoner simultaneously generates a new reasoning segment to guide the next step of response generation, as shown in Figure 2. We next elaborate on the two models to explain the parallel architecture.

Reasoner. The Reasoner (R) is an LLM designed to produce a **latent** reasoning token at each step of response generation. At step t , it takes the query and the previously generated response as input to produce a new latent reasoning token—similar to how humans update their thinking during the writing process based on newly written content. Following common practice in existing works, the latent reasoning token at each step t is extracted from the hidden state of the top layer of the Reasoner. Formally,

$$r_t = R_{\theta}^{(-1)}(h, x; \hat{y}_{<t-1})[-1], \quad (4)$$

where $R_{\theta}^{(-1)}(\cdot)[-1]$ denotes the extraction of the hidden state of the last input token at the final layer of the Reasoner, $r_t \in \mathbb{R}^d$ denotes the new generated latent thought with dimension d , and $\hat{y}_{<t-1}$ denotes the token generate before step t . Notably, the Reasoner considers only the previously generated response tokens and does not explicitly include prior reasoning, breaking the direct sequential reliance between different parts of reasoning. This design is critical for enabling parallel training, which will be explained in detail later.

Generator. The Generator (G) is implemented as another LLM but enhanced by incorporating latent thoughts into the token prediction process. Instead of relying solely on discrete token embeddings, the

Generator fuses latent thoughts with response embeddings at each token position, allowing reasoning signals to directly influence generation. Formally, for the t -th token prediction, the predicted probability is formulated as follows:

$$P(\hat{Y}_t = y_t \mid h, x, y_{<t}) = G_\phi(y_t \mid h, x, f(\hat{y}_{<t}, r_{<t})), \quad (5)$$

where the fuse operation $f(\cdot)$ is performed in the LLM token embedding space as

$$f(\hat{y}_{<t}, r_{<t}) = [e(y_1) + \lambda r_1, \dots, e(y_{t-1}) + \lambda r_{t-1}], \quad (6)$$

with $e(y_1) \in \mathbb{R}^d$ denoting the embedding of token y_1 , similar for others. The coefficient λ controls the strength of the latent reasoning signal injected into the Generator.

3.3 PARALLEL TRAINING

We jointly optimize the Reasoner and Generator in an end-to-end manner, allowing the model to learn reasoning and response generation simultaneously without requiring external supervision for reasoning.

Benefiting from our “breaking sequential dependence” design (where each reasoning step does not directly rely on previous reasoning) in the Reasoner, we can achieve parallel training of reasoning and response generation among different token positions using the teacher-forcing technique, by feeding all ground-truth tokens into the model, as in standard LLM training.

Specifically, at each training iteration, for each training example (h, x, y) , we input the entire y into the Reasoner and perform a single forward pass to obtain the latent reasoning for all token positions. Formally,

$$r^* = [r_1, \dots, r_T] = R_\theta^{(-1)}(h, x; y_{<T})[-T : -1], \quad (7)$$

where T is the length of y , $y_{<T}$ denotes all tokens of y except the last one, and $R_\theta^{(-1)}(\cdot)[-T : -1]$ extracts the hidden states corresponding to the last T tokens of the input sequence.

After obtaining reasoning results for all steps, the Generator predictions can be computed in a similar one-pass forward computation. Formally,

$$[P(\hat{Y}_1 \mid h, x), \dots, P(\hat{Y}_t \mid h, x, y_{<t})] = G_\phi(h, x, f(y_{<T}, r^*))[-T : -1], \quad (8)$$

where $G_\phi(\cdot)[-T : -1]$ extracts the predicted probability distributions of G at the last T token positions.

The Generator and Reasoner are then jointly optimized using the standard next-token prediction loss (denoted by \mathcal{L}):

$$\mathcal{L} = - \sum_{(h, x, y) \in \mathbb{D}} \sum_{t=1}^{|y|} \log P(\hat{Y}_t = y_t \mid h, x, y_{<t}). \quad (9)$$

This optimization ensures that the Reasoner is updated naturally alongside the Generator, allowing Fly-Thinker to capture user-specific preferences without explicit annotations or auxiliary objectives. Importantly, since all latent reasoning tokens are computed in parallel, training remains efficient, with computational costs close to standard LLM fine-tuning.

3.4 PARALLEL INFERENCE

For inference, we run the Generator (Equation 5) and the Reasoner (Equation 4) in parallel, enabling efficient decoding without any additional delay compared to a standard non-reasoning LLM, as illustrated in Algorithm 2. Formally, at each step:

$$\begin{aligned} \text{(Parallel reasoning)} \quad r_t &= R_\theta^{(-1)}(h, x; \hat{y}_{<t-1})[-1], \\ \text{(Parallel generation)} \quad \hat{y}_t &\sim P(\hat{Y}_t = y_t \mid h, x, y_{<t}) = G_\phi(y_t \mid h, x, f(\hat{y}_{<t}, r_{<t})), \end{aligned} \quad (10)$$

Table 1: Main results on our FlyThinker method across three datasets: *Product Review*, *Abstract Generation*, and *Topic Writing*. FlyThinker consistently outperforms both tuning-free and tuning-based baselines.

Methods (↓)	Product Review				Abstract Generation				Topic Writing			
	ROUGE-1	ROUGE-L	BLEU	METEOR	ROUGE-1	ROUGE-L	BLEU	METEOR	ROUGE-1	ROUGE-L	BLEU	METEOR
Non-pers	0.2839	0.1317	1.5357	0.1783	0.3276	0.1717	4.5814	0.2476	0.2389	0.1057	1.1190	0.1869
RAG	0.3176	0.1420	3.2990	0.2309	0.3168	0.1616	3.4047	<u>0.2998</u>	0.2533	0.1099	1.4339	<u>0.2253</u>
CoS	0.2781	0.1347	2.9677	0.2189	0.2973	0.1576	3.2591	0.3023	0.2307	0.1056	1.5426	0.2134
LLM-TRSR	0.3377	0.1450	2.3279	0.2122	0.3583	0.2056	5.5359	0.2371	0.2839	0.1280	1.5552	0.1922
NextQuill	0.3311	0.1518	2.6599	0.2172	0.3501	0.2038	5.4388	0.2310	0.2755	0.1269	2.1006	0.1817
SFT	<u>0.3551</u>	<u>0.1536</u>	<u>3.9112</u>	<u>0.2309</u>	0.3602	0.2062	5.8189	0.2392	<u>0.2916</u>	<u>0.1345</u>	<u>3.8876</u>	0.2013
CoT	0.3466	0.1508	3.3705	0.2220	<u>0.3685</u>	<u>0.2071</u>	<u>5.8538</u>	0.2469	0.2846	0.1304	3.0020	0.1967
Coconut	0.3381	0.1496	3.3213	0.2093	0.3542	0.2041	5.2378	0.2298	0.2786	0.1317	3.0736	0.1823
FlyThinker	0.3663	0.1560	4.3620	0.2489	0.3716	0.2090	6.3383	0.2549	0.3139	0.1362	4.0606	0.2409

As the equations show, while the Generator produces a token, the Reasoner simultaneously generates a new latent reasoning token for the next step. This eliminates waiting, enabling response generation without time delay. Notably, the computational cost is not similarly reduced, and memory usage increases.

4 EXPERIMENTS

In this section, we conduct experiments to answer the following research questions: 1) **RQ1**: How does FlyThinker compare with strong baselines on personalized long-form text generation? 2) **RQ2**: What are the training and inference efficiencies of FlyThinker? 3) **RQ3**: Does FlyThinker improve generation quality across different token positions? 4) **RQ4**: How do the key architectural components of FlyThinker contribute to its overall performance?

4.1 EXPERIMENT SETTINGS

Datasets & Backbone LLMs. We evaluate our FlyThinker on three long-form personalized generation tasks from the user-based split of the LONGLAMP benchmark (Kumar et al., 2024): *Product Review*, *Abstract Generation*, and *Topic Writing*, which are designed to assess the effectiveness of LLMs in generating personalized, long-text outputs. The model is required to generate a long-form response that aligns with user preferences. Our primary backbone is Qwen2.5-3B-Instruct, with additional experiments on Qwen2.5-7B-Instruct and Gemma-7B-it available in Appendix L and M.

Baselines & Evaluation Metrics. We compare FlyThinker against the following baselines: (1) *Tuning-free methods*: query-only generation (**Non-pers**) (Yang et al., 2024), retrieval-augmented generation (**RAG**) (Lei et al., 2023), and context steering (**CoS**) (He et al., 2025); (2) *Tuning-based methods*: supervised fine-tuning (**SFT**) (Salemi et al., 2024), summary-enhanced training (**LLM-TRSR**) (Zheng et al., 2024), causal preference modeling (**NextQuill**) (Zhao et al., 2025c), chain-of-thought reasoning (**CoT**) (Wei et al., 2022; Salemi et al., 2025a), and latent reasoning (**Coconut**) (Hao et al., 2024). We report ROUGE-1, ROUGE-L, BLEU, and METEOR scores. Baseline details and results on other evaluation metrics are provided in the Appendix D and E, respectively.

4.2 PERFORMANCE ON PERSONALIZED LONG-FORM GENERATION (RQ1)

The main results are summarized in Table 1. From the table, we draw three major observations:

Obs 1: Consistent gains over strong baselines. Across all three tasks, FlyThinker surpasses SFT and other tuning-based methods on most metrics. For example, on Product Review, FlyThinker achieves a ROUGE-1

of 0.3663 (+3.1% over SFT) and a BLEU of 4.36 (+11.5%). Similar trends hold for Abstract Generation and Topic Writing, where FlyThinker improves BLEU by about 10% over SFT and delivers higher ROUGE-L scores. These results demonstrate that FlyThinker captures more salient user-specific information and produces outputs that are both lexically and structurally closer to the references.

Obs 2: Robustness across domains. FlyThinker maintains strong performance regardless of task type or text length. Its improvements are especially pronounced on Abstract Generation, where it reaches a BLEU of 6.34, outperforming CoT (5.85 BLEU) and Coconut (5.23 BLEU). This suggests that the think-while-generating paradigm is particularly effective in preserving coherence and relevance over long sequences, adapting dynamically as content evolves.

Obs 3: Superior to latent-reasoning baselines. Compared with Coconut, which employs a think-then-generate latent reasoning strategy, FlyThinker consistently yields higher ROUGE and BLEU across all tasks. This confirms that our interleaving reasoning with generation enables more fine-grained control and better exploitation of user context than static latent reasoning approach.

4.3 TRAINING AND INFERENCE EFFICIENCY OF FLYTHINKER (RQ2)

We further analyze the efficiency of FlyThinker. We report both training time per epoch and inference latency with fixed output length for fair comparison (Figure 3).

Obs 1: In terms of training efficiency, FlyThinker trains much faster than other reasoning-based baselines while remaining close to SFT. Although FlyThinker produces latent reasoning for every token position, its parallel reasoning mechanism adds only a minor overhead relative to SFT. Crucially, this overhead remains far lower than CoT and Coconut, whose autoregressive reasoning requires sequential token generation and substantially slows down training. When the Reasoner is scaled down, FlyThinker’s cost approaches that of plain SFT (see Section 3.3), demonstrating that parallel reasoning generation effectively amortizes the additional computation.

Obs 2: In terms of inference efficiency, FlyThinker delivers much faster inference than reasoning-based methods and nearly matches SFT latency. During decoding, FlyThinker achieves near-SFT latency by paralleling reasoning and token prediction: while the Generator predicts the next token, the Reasoner simultaneously prepares reasoning for the next step. This staggered, parallel design removes the sequential bottleneck inherent in CoT and Coconut. As a result, FlyThinker delivers token-level reasoning with negligible latency overhead.

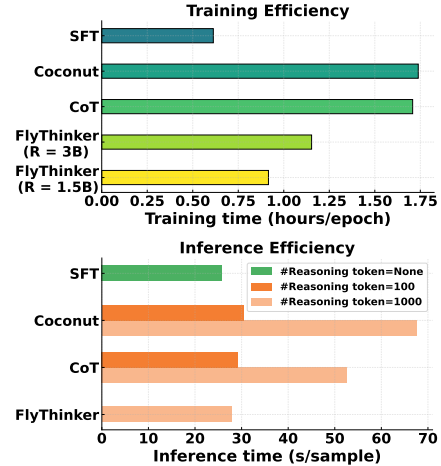


Figure 3: Training and inference efficiency of FlyThinker. The formal results are detailed in the Appendix N.

4.4 POSITION-SENSITIVE EVALUATION OF FLYTHINKER (RQ3)

To better understand FlyThinker’s impact on personalized long-form generation, we analyze how generation quality evolves across token positions. We segment each generated sequence into contiguous chunks based on token order and compute personalization quality for each segment, enabling a fine-grained view of how performance changes as the output grows longer. Figure 4 reports the results on the METEOR metric, while results on other metrics are provided in the Appendix F.

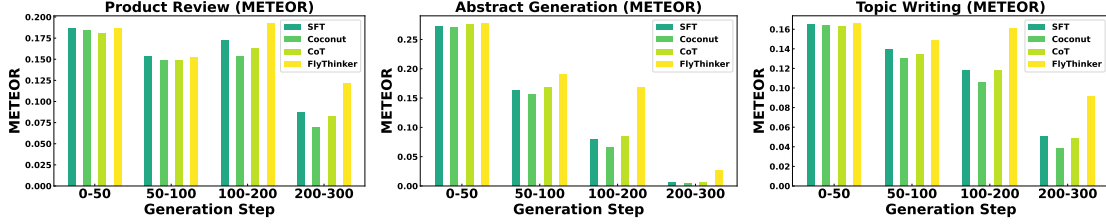


Figure 4: Position-sensitive evaluation across three datasets. Each generated sequence is divided into four segments by token position. We report METEOR here, with results on other metrics provided in Appendix F.

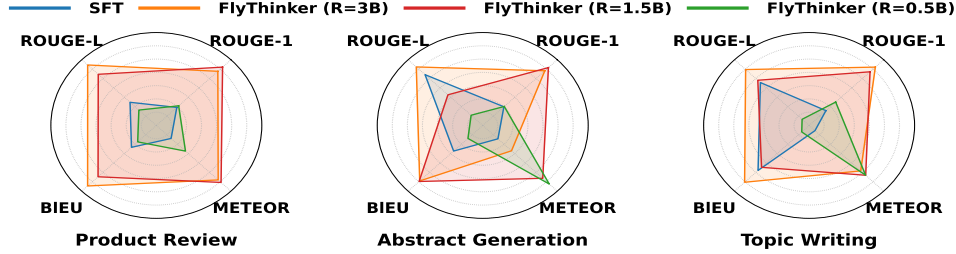


Figure 5: Ablation study on Reasoner scale. We compare our FlyThinker with different Reasoner sizes (3B, 1.5B, 0.5B) on three datasets. The full experimental results are provided in the table of Appendix O.

Obs 1: Personalized generation quality degrades in later segments for all baselines. As shown in Figure 4, methods such as SFT, CoT, and Coconut exhibit a clear downward trend in ROUGE and BLEU scores as token positions increase, reflecting the well-known “context drift” problem in long-form generation: models gradually lose alignment with user preferences as the text becomes longer.

Obs 2: FlyThinker effectively mitigates quality degradation and sustains personalization. In the [100, 200] and [200, 300] token ranges, FlyThinker consistently outperforms all baselines by a substantial margin, demonstrating its ability to preserve personalization quality even in the most challenging later segments. We attribute this improvement to FlyThinker’s on-the-fly latent reasoning, which performs step-wise context-aware reasoning and continuously refreshes personalized cues from earlier context. This adaptive mechanism provides stronger guidance for later token predictions, mitigating context drift and yielding more faithful, user-aligned outputs.

4.5 ABLATION STUDY (RQ4)

We conduct a comprehensive ablation study to examine the design choices of FlyThinker, focusing on three factors: the scale of the Reasoner, the effect of the weighting parameter λ . An additional study about the position to add latent reasoning tokens is provided in Appendix G.

(1) Analysis of Reasoner Scale. Section 4.3 showed that reducing the size of the Reasoner significantly improves training efficiency. Here, we investigate whether such downsizing impacts generation quality. We evaluate FlyThinker using Qwen2.5-3B-Instruct, Qwen2.5-1.5B-Instruct, and Qwen2.5-0.5B-Instruct as the Reasoner backbones, and report results in Figure 5. Two key observations emerge:

Obs 1: Moderate downsizing preserves generation quality. When reducing the latent reasoner size from 3B to 1.5B, FlyThinker achieves nearly identical performance across ROUGE-1/L, BLEU, and METEOR. This

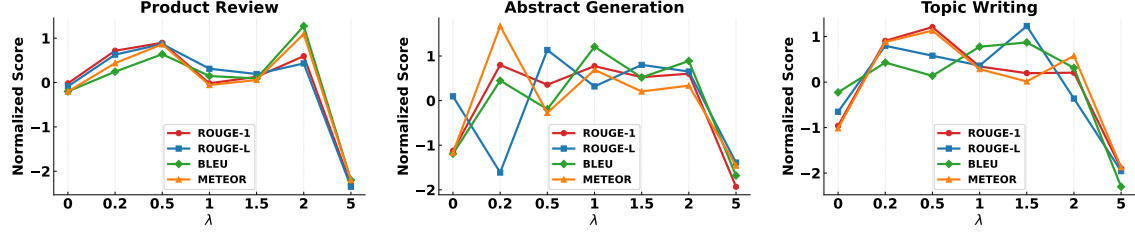


Figure 6: Sensitivity analysis of the weighting parameter λ on three datasets. Moderate values (0.5–2) yield the best overall performance. The full experimental results are provided in the table of Appendix P.

demonstrates that significant efficiency gains can be achieved without sacrificing output quality, indicating a favorable cost–performance trade-off.

Obs 2: Aggressive downsizing leads to performance degradation. Using a 0.5B Reasoner results in clear drops in ROUGE-L and BLEU, suggesting that overly small Reasoners lack the capacity to provide sufficiently rich reasoning signals for high-quality generation.

(2) Analysis for the weighting parameter λ . We analyze the sensitivity of FlyThinker to the hyperparameter λ in Eq. 6, which controls the contribution of latent reasoning. We sweep $\lambda \in \{0, 0.2, 0.5, 1, 1.5, 2, 5\}$ and report normalized results across all metrics in Figure 6. We make the following observations: 1) a moderate weighting strikes the best balance between leveraging reasoning signals and preserving stable generation. However, extreme λ values degrade performance. Very small λ suppresses the influence of latent reasoning, underutilizing reasoning capacity, whereas overly large λ destabilizes the reasoning process and lowers overall quality. 2) When λ varies within $[0.2, 2.0]$, individual metrics fluctuate slightly, but all results remain above the SFT baseline, indicating that our method’s effectiveness is relatively stable within this range.

5 RELATED WORK

Parameter-level personalization. This paradigm configures user-specific parameter modules and fine-tunes them on personal data to achieve individualized effects (Zhuang et al., 2024; Tan et al., 2024b;a; Zhang et al., 2025a). However, due to the inherent sparsity of user data, such models often struggle to achieve robust personalized performance; moreover, the user-isolated training paradigm lacks cross-user generalization and introduces significant maintenance costs in large-scale systems.

Context-level personalization. This line of research focuses on injecting user information into the input context to enable personalization. Two main strategies have emerged. The first, explicit context (Chen et al., 2025b; Zhang et al., 2025d; Kim et al., 2025b), where preference information (e.g., “formal style”) is directly provided in the input to guide generation. The second, implicit context (Aroca-Ouellette et al., 2025; Gao et al., 2024), where the LLM infers latent preferences from users’ historical behaviors and interactions.

Reasoning-based personalization. Reasoning-based approaches have gained traction, for instance by incorporating CoT or latent reasoning frameworks to enhance the capture of implicit preferences (Chen et al., 2025a; Poddar et al., 2024; Tang et al., 2025; Zhang et al., 2025c). Nevertheless, in long-form text generation tasks, personalization is inherently complex and dynamically evolving, making single-pass static reasoning insufficient for capturing users’ shifting needs.

6 CONCLUSION

In this work, we introduced FlyThinker, an efficient framework for LLM personalization built on a think-while-generating paradigm. Unlike prior methods that rely on static reasoning, FlyThinker dynamically integrates token-level latent reasoning into the generation process, enabling models to better capture evolving user preferences during long-form text creation. The framework maintains parallelism in both training and inference, addressing the efficiency bottlenecks inherent in traditional reasoning-augmented generation. Experiments show clear gains in both personalization quality and efficiency over strong baselines.

REFERENCES

- Stéphane Aroca-Ouellette, Natalie Mackraz, Barry-John Theobald, and Katherine Metcalf. Aligning llms by predicting preferences from user writing samples. *CoRR*, abs/2505.23815, 2025.
- Aili Chen, Chengyu Du, Jiangjie Chen, Jinghan Xu, Yikai Zhang, Siyu Yuan, Zulong Chen, Liangyue Li, and Yanghua Xiao. DEEPER insight into your user: Directed persona refinement for dynamic persona modeling. In *ACL (1)*, pp. 24157–24180. Association for Computational Linguistics, 2025a.
- Ruizhe Chen, Xiaotian Zhang, Meng Luo, Wenhao Chai, and Zuozhu Liu. PAD: personalized alignment of llms at decoding-time. In *ICLR*. OpenReview.net, 2025b.
- Ge Gao, Alexey Taymanov, Eduardo Salinas, Paul Mineiro, and Dipendra Misra. Aligning LLM agents by learning latent preference from user edits. In *NeurIPS*, 2024.
- Jian Guan, Junfei Wu, Jia-Nan Li, Chuanqi Cheng, and Wei Wu. A survey on personalized Alignment—The missing piece for large language models in real-world applications. In *Findings of the Association for Computational Linguistics: ACL 2025*, pp. 5313–5333, Vienna, Austria, July 2025. Association for Computational Linguistics. ISBN 979-8-89176-256-5.
- Shibo Hao, Sainbayar Sukhbaatar, DiJia Su, Xian Li, Zhiting Hu, Jason Weston, and Yuandong Tian. Training large language models to reason in a continuous latent space. *CoRR*, abs/2412.06769, 2024.
- Jerry Zhi-Yang He, Sashrika Pandey, Mariah L. Schrum, and Anca D. Dragan. Context steering: Controllable personalization at inference time. In *ICLR*. OpenReview.net, 2025.
- Jieyong Kim, Tongyoung Kim, Soojin Yoon, Jaehyung Kim, and Dongha Lee. Llms think, but not in your flow: Reasoning-level personalization for black-box large language models. *CoRR*, abs/2505.21082, 2025a.
- Minbeom Kim, Kang-il Lee, Seongho Joo, Hwaran Lee, and Kyomin Jung. Drift: Decoding-time personalized alignments with implicit user preferences. *CoRR*, abs/2502.14289, 2025b.
- Ishita Kumar, Snigdha Viswanathan, Sushrita Yerra, Alireza Salemi, Ryan A. Rossi, Franck Dernoncourt, Hanieh Deilamsalehy, Xiang Chen, Ruiyi Zhang, Shubham Agarwal, Nedim Lipka, and Hamed Zamani. Longlamp: A benchmark for personalized long-form text generation. *CoRR*, abs/2407.11016, 2024.
- Yibin Lei, Liang Ding, Yu Cao, Changtong Zan, Andrew Yates, and Dacheng Tao. Unsupervised dense retrieval with relevance-aware contrastive pre-training. In *ACL (Findings)*, pp. 10932–10940. Association for Computational Linguistics, 2023.
- Jia-Nan Li, Jian Guan, Wei Wu, and Rui Yan. Extended inductive reasoning for personalized preference inference from behavioral signals. *CoRR*, abs/2505.18071, 2025.

- Xinyu Li, Zachary C. Lipton, and Liu Leqi. Personalized language modeling from personalized human feedback. *CoRR*, abs/2402.05133, 2024.
- Sichun Luo, Guanzhi Deng, Jian Xu, Xiaojie Zhang, Hanxu Hou, and Linqi Song. Reasoning meets personalization: Unleashing the potential of large reasoning model for personalized generation. *CoRR*, abs/2505.17571, 2025.
- Sheshera Mysore, Zhuoran Lu, Mengting Wan, Longqi Yang, Steve Menezes, Tina Baghaee, Emmanuel Barajas Gonzalez, Jennifer Neville, and Tara Safavi. PEARL: personalizing large language model writing assistants with generation-calibrated retrievers. *CoRR*, abs/2311.09180, 2023.
- Long Ouyang, Jeffrey Wu, Xu Jiang, Diogo Almeida, Carroll Wainwright, Pamela Mishkin, Chong Zhang, Sandhini Agarwal, Katarina Slama, Alex Ray, et al. Training language models to follow instructions with human feedback. *Advances in neural information processing systems*, 35:27730–27744, 2022.
- Sriyash Poddar, Yanming Wan, Hamish Ivison, Abhishek Gupta, and Natasha Jaques. Personalizing reinforcement learning from human feedback with variational preference learning. In *NeurIPS*, 2024.
- Hongjin Qian, Peitian Zhang, Zheng Liu, Kelong Mao, and Zhicheng Dou. Memorag: Moving towards next-gen RAG via memory-inspired knowledge discovery. *CoRR*, abs/2409.05591, 2024.
- Yilun Qiu, Tianhao Shi, Xiaoyan Zhao, Fengbin Zhu, Yang Zhang, and Fuli Feng. Latent inter-user difference modeling for llm personalization. In *Proceedings of the 2025 Conference on Empirical Methods in Natural Language Processing*, pp. 10610–10628, 2025a.
- Yilun Qiu, Xiaoyan Zhao, Yang Zhang, Yimeng Bai, Wenjie Wang, Hong Cheng, Fuli Feng, and Tat-Seng Chua. Measuring what makes you unique: Difference-aware user modeling for enhancing llm personalization. In *Findings of the Association for Computational Linguistics: ACL 2025*, July 2025b.
- Rafael Rafailov, Archit Sharma, Eric Mitchell, Christopher D Manning, Stefano Ermon, and Chelsea Finn. Direct preference optimization: Your language model is secretly a reward model. *Advances in neural information processing systems*, 36:53728–53741, 2023.
- Alireza Salemi, Surya Kallumadi, and Hamed Zamani. Optimization methods for personalizing large language models through retrieval augmentation. In *SIGIR*, pp. 752–762. ACM, 2024.
- Alireza Salemi, Cheng Li, Mingyang Zhang, Qiaozhu Mei, Weize Kong, Tao Chen, Zhuowan Li, Michael Bendersky, and Hamed Zamani. Reasoning-enhanced self-training for long-form personalized text generation. *CoRR*, abs/2501.04167, 2025a.
- Alireza Salemi, Cheng Li, Mingyang Zhang, Qiaozhu Mei, Weize Kong, Tao Chen, Zhuowan Li, Michael Bendersky, and Hamed Zamani. Reasoning-enhanced self-training for long-form personalized text generation. *CoRR*, abs/2501.04167, 2025b.
- John Schulman, Filip Wolski, Prafulla Dhariwal, Alec Radford, and Oleg Klimov. Proximal policy optimization algorithms. *arXiv preprint arXiv:1707.06347*, 2017.
- Guangming Sheng, Chi Zhang, Zilingfeng Ye, Xibin Wu, Wang Zhang, Ru Zhang, Yanghua Peng, Haibin Lin, and Chuan Wu. Hybridflow: A flexible and efficient rlhf framework. *arXiv preprint arXiv:2409.19256*, 2024.
- Taylor Sorensen, Jared Moore, Jillian Fisher, Mitchell L. Gordon, Niloofar Miresghallah, Christopher Michael Rytting, Andre Ye, Liwei Jiang, Ximing Lu, Nouha Dziri, Tim Althoff, and Yejin Choi. Position: A roadmap to pluralistic alignment. In *ICML*. OpenReview.net, 2024.

- Zhaoxuan Tan, Zheyuan Liu, and Meng Jiang. Personalized pieces: Efficient personalized large language models through collaborative efforts. In *EMNLP*, pp. 6459–6475. Association for Computational Linguistics, 2024a.
- Zhaoxuan Tan, Qingkai Zeng, Yijun Tian, Zheyuan Liu, Bing Yin, and Meng Jiang. Democratizing large language models via personalized parameter-efficient fine-tuning. In *EMNLP*, pp. 6476–6491. Association for Computational Linguistics, 2024b.
- Jiakai Tang, Sunhao Dai, Teng Shi, Jun Xu, Xu Chen, Wen Chen, Wu Jian, and Yuning Jiang. Think before recommend: Unleashing the latent reasoning power for sequential recommendation. *CoRR*, abs/2503.22675, 2025.
- Jason Wei, Xuezhi Wang, Dale Schuurmans, Maarten Bosma, Brian Ichter, Fei Xia, Ed H. Chi, Quoc V. Le, and Denny Zhou. Chain-of-thought prompting elicits reasoning in large language models. In *NeurIPS*, 2022.
- Thomas Wolf, Lysandre Debut, Victor Sanh, Julien Chaumond, Clement Delangue, Anthony Moi, Pierric Cistac, Tim Rault, Rémi Louf, Morgan Funtowicz, and Jamie Brew. Huggingface’s transformers: State-of-the-art natural language processing. *CoRR*, abs/1910.03771, 2019.
- Di Wu, Hongwei Wang, Wenhao Yu, Yuwei Zhang, Kai-Wei Chang, and Dong Yu. Longmemeval: Benchmarking chat assistants on long-term interactive memory. In *ICLR*. OpenReview.net, 2025.
- Zhouhang Xie, Junda Wu, Yiran Shen, Yu Xia, Xintong Li, Aaron Chang, Ryan A. Rossi, Sachin Kumar, Bodhisattwa Prasad Majumder, Jingbo Shang, Prithviraj Ammanabrolu, and Julian J. McAuley. A survey on personalized and pluralistic preference alignment in large language models. *CoRR*, abs/2504.07070, 2025.
- An Yang, Baosong Yang, Beichen Zhang, Binyuan Hui, Bo Zheng, Bowen Yu, Chengyuan Li, Dayiheng Liu, Fei Huang, Haoran Wei, Huan Lin, Jian Yang, Jianhong Tu, Jianwei Zhang, Jianxin Yang, Jiaxi Yang, Jingren Zhou, Junyang Lin, Kai Dang, Keming Lu, Keqin Bao, Kexin Yang, Le Yu, Mei Li, Mingfeng Xue, Pei Zhang, Qin Zhu, Rui Men, Runji Lin, Tianhao Li, Tingyu Xia, Xingzhang Ren, Xuancheng Ren, Yang Fan, Yang Su, Yichang Zhang, Yu Wan, Yuqiong Liu, Zeyu Cui, Zhenru Zhang, and Zihan Qiu. Qwen2.5 technical report. *CoRR*, abs/2412.15115, 2024.
- Linhai Zhang, Jialong Wu, Deyu Zhou, and Yulan He. PROPER: A progressive learning framework for personalized large language models with group-level adaptation. In *ACL (1)*, pp. 16399–16411. Association for Computational Linguistics, 2025a.
- Xinliang Frederick Zhang, Nick Beauchamp, and Lu Wang. PRIME: large language model personalization with cognitive memory and thought processes. *CoRR*, abs/2507.04607, 2025b.
- Yang Zhang, Wenxin Xu, Xiaoyan Zhao, Wenjie Wang, Fuli Feng, Xiangnan He, and Tat-Seng Chua. Reinforced latent reasoning for llm-based recommendation. *CoRR*, abs/2505.19092, 2025c.
- Zhaowei Zhang, Fengshuo Bai, Qizhi Chen, Chengdong Ma, Mingzhi Wang, Haoran Sun, Zilong Zheng, and Yaodong Yang. Amulet: Realignment during test time for personalized preference adaptation of llms. In *ICLR*. OpenReview.net, 2025d.
- Siyan Zhao, Mingyi Hong, Yang Liu, Devamanyu Hazarika, and Kaixiang Lin. Do llms recognize your preferences? evaluating personalized preference following in llms. In *ICLR*. OpenReview.net, 2025a.
- Xiaoyan Zhao, Ming Yan, Yilun Qiu, Haoting Ni, Yang Zhang, Fuli Feng, Hong Cheng, and Tat-Seng Chua. Steerx: Disentangled steering for llm personalization. *arXiv preprint arXiv:2510.22256*, 2025b.

Xiaoyan Zhao, Juntao You, Yang Zhang, Wenjie Wang, Hong Cheng, Fuli Feng, See-Kiong Ng, and Tat-Seng Chua. Nextquill: Causal preference modeling for enhancing LLM personalization. *CoRR*, abs/2506.02368, 2025c.

Zhi Zheng, Wenshuo Chao, Zhaopeng Qiu, Hengshu Zhu, and Hui Xiong. Harnessing large language models for text-rich sequential recommendation. In *WWW*, pp. 3207–3216. ACM, 2024.

Yuchen Zhuang, Haotian Sun, Yue Yu, Rushi Qiang, Qifan Wang, Chao Zhang, and Bo Dai. HYDRA: model factorization framework for black-box LLM personalization. In *NeurIPS*, 2024.

Thomas P. Zollo, Andrew Wei Tung Siah, Naimeng Ye, Ang Li, and Hongseok Namkoong. Personalllm: Tailoring llms to individual preferences. In *ICLR*. OpenReview.net, 2025.

A LLM USAGE

Large Language Models (LLMs) were used to aid in the writing and polishing of the manuscript. Specifically, we used an LLM to assist in sentence rephrasing, grammar checking, and enhancing readability and flow. The LLM was not involved in the ideation, methodology, or data analysis. All research concepts, ideas, and analyses were developed and conducted by the authors.

The authors take full responsibility for the manuscript’s content, including any text generated or polished by the LLM. All use complied with ethical standards, ensuring no plagiarism or scientific misconduct.

B ALGORITHM PSEUDOCODE

Algorithm 1 Training FlyThinker

Require: Generator G_ϕ ; Reasoner R_θ ; token embedding $e(\cdot)$; fusion coef. λ ; batch sample sequences $x[:, 0 : T]$

- 1: **(One-pass latent thoughts)**
- 2: $r[:, 0 : T] \leftarrow R_\theta(x[:, 0 : T])$
- 3: **(Build enhanced embeddings)**
- 4: $e[:, 1 : T] \leftarrow e(x[:, 1 : T]) + \lambda \cdot r[:, 0 : T - 1]$
- 5: **(Computing loss)**
- 6: $P_t \leftarrow G_\phi(e[:, 0 : T])$
- 7: $\mathcal{L} \leftarrow \text{CE}(P_t, y_t)$
- 8: Update θ, ϕ by backprop on \mathcal{L}
- 9: **return** trained R_θ, G_ϕ

Algorithm 2 Inference with FlyThinker

Require: Trained G_ϕ, R_θ ; max steps M ; token list $s; x_0, e_0$ is derived from the context in the same way as during training.

- 1: **for** step $t = 1, 2, \dots, M$ **do**
- 2: **(Parallel)** $r_{t-1}^{(L)} \leftarrow R_\theta(x_{<t-1}, x_{t-1})$
- 3: **(Parallel)** $P_t \leftarrow G_\phi(e_{<t-1}, e_{t-1})$
- 4: Sample $y_t \sim P_t, s \leftarrow s + y_t$
- 5: **(Prepare for next step)**
- 6: $x_t \leftarrow y_t$
- 7: $e_t \leftarrow e(x_{t-1}) + \lambda \cdot r_{t-1}^{(L)}$
- 8: **end for**
- 9: **return** full generation sequence s

C IMPLEMENTATION DETAILS

In our study, we fine-tune the Qwen2.5-3B-Instruct and Qwen2.5-7B-Instruct model to validate our approach. All experiments, including FlyThinker and baseline models, are conducted on four NVIDIA A100 GPUs. The LLMs are loaded via HuggingFace Transformers (Wolf et al., 2019), and the training is implemented in Python 3.10 using the Verl training framework (Sheng et al., 2024).

D DETAILS OF BASELINE METHODS

We provide a more detailed description of the baselines considered in our comparisons:

Non-pers: Use the original LLM and the user query directly, without any personalization alignment, as the default generation method.

RAG: Supply the original LLM with user-specific information retrieved from interaction history and inject it into the input context, enabling personalization without training.

CoS: Compute contextual influence by contrasting output probabilities with and without context, and adjust it with a parameter λ to control personalization strength.

SFT: Fine-tune the LLM with user interaction history, queries, and ground-truth responses, aligning parameters toward personalized outputs.

LLM-TRSR: Extract key information from the user’s interaction history, integrate the resulting summary into prompts, and fine-tune the LLM to improve personalization.

NextQuill: Fine-tune the LLM by modeling causal preference effects of user history on token prediction, and align the LLM’s internal preferences with those observed in real data, focusing on preference-bearing tokens.

CoT: Fine-tune the LLM with explicit reasoning paths under a “think-then-generate” paradigm, generating reasoning steps before producing the final answer.

Coconut: Fine-tune the LLM by generating latent representations autoregressively as an latent reasoning path, and produce the final answer conditioned on them.

E COMPREHENSIVE EVALUATION RESULTS

This section further incorporates the BERTScore metric and the average relative improvement, providing a more comprehensive demonstration of FlyThinker’s advantages. The results are presented in Table 12.

F POSITION-SENSITIVE EVALUATION

This section presents additional results on position-sensitive evaluation (see Section 4.4). As illustrated in Figure 9, we can observe that FlyThinker effectively alleviates quality degradation and consistently preserves personalization across all datasets and metrics.

G EFFECT OF THE POSITION OF LATENT REASONING AUGMENTATION.

When implementing FlyThinker, we also add latent reasoning tokens to the task prompt and query parts of the model inputs to ensure alignment of the representation space across the entire sequence. We further study where to apply latent reasoning augmentation: only on the input tokens (*Input-only*), only on the output tokens (*Output-only*), or jointly on both as in *FlyThinker (global enhancement)*. Results are shown in Table 2.

Obs 1: Global enhancement yields the most consistent improvements. FlyThinker, which applies reasoning augmentation at both input and output positions, achieves the highest overall performance across tasks and metrics, with especially notable gains in ROUGE and BLEU. This indicates that combining input- and

output-side reasoning provides complementary benefits, resulting in more faithful and informative generation.

Obs 2: Input-only enhancement increases diversity but harms alignment. Injecting reasoning solely at the input stage makes the model more “free-form,” producing diverse paraphrases but reducing lexical and structural alignment with reference texts, which leads to lower ROUGE/BLEU scores.

Obs 3: Output-only enhancement underperforms due to weak contextual grounding. Reasoning injected exclusively at the output stage lacks sufficient conditioning on the user profile and query, resulting in consistently weaker performance across tasks.

Methods (↓)	Product Review				Abstract Generation				Topic Writing			
	ROUGE-1	ROUGE-L	BLEU	METEOR	ROUGE-1	ROUGE-L	BLEU	METEOR	ROUGE-1	ROUGE-L	BLEU	METEOR
SFT	0.3551	0.1536	3.9112	0.2309	0.3602	0.2062	5.8189	0.2392	0.2916	0.1345	3.8876	0.2013
Input-only	0.3559	0.1471	4.0807	0.2899	0.3357	0.1759	4.5466	0.3036	0.2783	0.1195	2.7058	0.2651
Output-only	0.3417	0.1513	3.3729	0.2123	0.3586	0.2064	5.7380	0.2355	0.2740	0.1314	2.9972	0.1759
FlyThinker	0.3663	0.1560	4.3620	0.2489	0.3716	0.2090	6.3383	0.2549	0.3139	0.1362	4.0606	0.2409

Table 2: Ablation study on the position of latent reasoning augmentation. We compare our FlyThinker with reasoning applied only to input tokens (**Input-only**) or only to output tokens (**Output-only**).

H LATENT REASONING TRAJECTORY: VISUALIZATION AND ANALYSIS

Interpretability is common challenge for latent reasoning. Draw inspiration from your comments, we have conducted an visualization study. Under a fixed task, we selected five users and extracted one sample from each of them. We compared the Reasoner latent reasoning tokens for these samples and visualized them using t-SNE. We then used linear regression to estimate the direction from early to later reasoning tokens, representing each user’s reasoning trajectory. The corresponding Figure 7 for this experiment illustrates that different users show different trajectory directions.

To examine whether these trajectories relate to the preference, we used GPT-5.1 to compare the samples. We selected the two samples whose users had the most similar trajectory directions (sample0 and sample4) and the one farthest away (sample2) in Figure 7. As shown in Figure 8, GPT-5.1 judged sample4 to be most similar to sample0 in paragraph structure, narrative style, and analytical approach. Sample2 was the least similar. These results show that different users induce distinct reasoning trajectories, and that closer trajectories correspond to more similar writing styles and semantic structures, etc. This suggests that latent reasoning tokens may contain interpretable semantic information useful for user clustering and preference visualization.

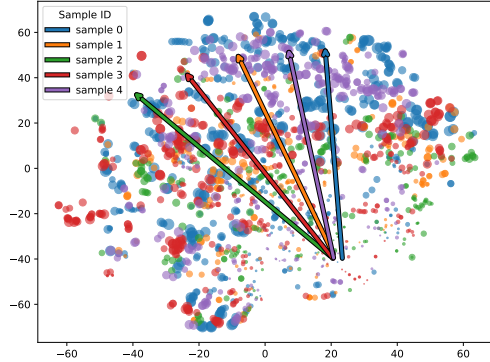


Figure 7: t-SNE visualization and trajectory regression vectors of latent reasoning tokens under two experimental configurations.

I REASONER-GENERATOR RELATIVE SIZE ANALYSIS IN FLYTHINKER

Understanding the relative sizing between the Reasoner and the Generator is essential for deploying FlyThinker effectively in practical scenarios. In this section, we conducted a systematic analysis using 3B and

Table 3: Evaluation of FlyThinker under different Reasoner–Generator size pairings, comparing 0.5B/1.5B Reasoners with 3B/7B Generators.

G = 3B						G = 7B				
Product Review	ROUGE-1	ROUGE-L	BLEU	METEOR	BERT-SCORE	ROUGE-1	ROUGE-L	BLEU	METEOR	BERT-SCORE
SFT	0.3551	<u>0.1536</u>	<u>3.9112</u>	0.2309	0.7681	0.3512	0.1560	3.8953	0.2224	0.7674
FlyThinker (R=1.5B)	0.3676	0.1554	4.2123	0.2501	0.7729	0.3738	0.1578	5.1072	<u>0.2715</u>	0.7846
FlyThinker (R=0.5B)	<u>0.3556</u>	0.1531	3.8072	<u>0.2366</u>	<u>0.7692</u>	<u>0.3712</u>	<u>0.1566</u>	<u>4.8035</u>	0.2737	<u>0.7813</u>
Abstract Generation	ROUGE-1	ROUGE-L	BLEU	METEOR	BERT-SCORE	ROUGE-1	ROUGE-L	BLEU	METEOR	BERT-SCORE
SFT	0.3602	0.2062	<u>5.8189</u>	0.2392	0.8812	0.3645	0.2122	<u>5.9661</u>	0.2398	0.8854
FlyThinker (R=1.5B)	0.3726	<u>0.1989</u>	6.2690	<u>0.2910</u>	0.8896	0.3708	<u>0.1971</u>	6.2732	<u>0.3010</u>	0.8910
FlyThinker (R=0.5B)	<u>0.3603</u>	0.1915	5.5334	0.2985	0.8883	<u>0.3665</u>	0.1949	5.9182	0.3012	0.8903
Topic Writing	ROUGE-1	ROUGE-L	BLEU	METEOR	BERT-SCORE	ROUGE-1	ROUGE-L	BLEU	METEOR	BERT-SCORE
SFT	0.2916	<u>0.1345</u>	3.8876	<u>0.2013</u>	0.7067	0.2849	0.1351	3.4850	0.1883	0.7071
FlyThinker (R=1.5B)	0.3115	0.1348	<u>3.8004</u>	0.2450	<u>0.7154</u>	0.3076	<u>0.1325</u>	3.6572	<u>0.2564</u>	0.7249
FlyThinker (R=0.5B)	<u>0.2960</u>	0.1297	3.2908	0.2450	0.7158	<u>0.3023</u>	0.1319	<u>3.4868</u>	0.2566	<u>0.7215</u>

7B Generators, and tested Reasoners with sizes of 0.5B and 1.5B. As shown in Table 3, with a 7B Generator, a 0.5B Reasoner can already deliver performance improvements, while with a 3B Generator, the Reasoner needs to reach 1.5B to achieve meaningful and consistent gains across metrics. These results suggest that a generally small Reasoner (around 1.5B) can be effective. However, there is no clear proportional size requirement between the Reasoner and the Generator — a stronger Generator places fewer demands on the Reasoner. Naturally, a larger Reasoner typically delivers better performance.

J ROBUSTNESS OF FLYTHINKER UNDER VARYING USER HISTORY LENGTHS

In this section, we analyzed FlyThinker’s performance under different history lengths. Specifically, we tested three settings: two history examples ($\approx 1,750$ tokens), three history examples ($\approx 2,250$ tokens), and four history examples ($\approx 2,750$ tokens), comparing our method with the SFT method. The results, summarized in the Table 4, show that performance increases as the context length grows across most metrics, while FlyThinker consistently outperforms SFT in all tested settings. These findings suggest that our method is relatively insensitive to user history length.

K LLM-BASED EVALUATION OF FLYTHINKER

In this section, we added an LLM-based evaluation to provide a more comprehensive assessment of personalized generation quality. Specifically, we use GPT-4o as an evaluator and compare the outputs produced by FlyThinker with those from the strongest baseline, SFT, following a structured evaluation rubric 10. As shown in the Table 5, FlyThinker consistently achieves higher scores across all datasets under the LLM-based evaluation. These findings indicate that FlyThinker’s personalization gains are reflected not only in traditional automatic metrics but also in the LLM judge’s assessments.

L GENERATOR SCALING STUDY

We conduct a study on generator scaling with Qwen2.5-7B-Instruct, aiming to evaluate scalability. For this purpose, we adopt a simple yet strong baseline—SFT—as our reference baseline. As shown in Table 6, FlyThinker-7B (R=1.5B) consistently achieves better overall performance across the three tasks. In particular, FlyThinker demonstrates clear advantages on BLEU, METEOR, indicating improved lexical precision and semantic alignment. Although SFT-7B remains competitive and sometimes stronger on ROUGE-L (e.g.,

Table 4: Robustness of FlyThinker to different user history lengths. Increasing the number of history examples yields mild performance gains while maintaining a clear advantage over SFT.

	[#his=2, #his_token≈1750]		[#his=3, #his_token≈2250]		[#his=4, #his_token≈2750]	
Product Review	SFT	FlyThinker	SFT	FlyThinker	SFT	FlyThinker
ROUGE-1	0.3551	0.3663	0.3619	0.3705	0.3635	0.3719
ROUGE-L	0.1536	0.1560	0.1568	0.1581	0.1585	0.1619
BLEU	3.9112	4.3620	4.4810	4.5020	5.1703	5.0671
METEOR	0.2309	0.2489	0.2394	0.2490	0.2437	0.2511
BERT-SCORE	0.7681	0.7755	0.7711	0.7762	0.7708	0.7772
Abstract Generation	SFT	FlyThinker	SFT	FlyThinker	SFT	FlyThinker
ROUGE-1	0.3602	0.3716	0.3648	0.3786	0.3651	0.3795
ROUGE-L	0.2062	0.2090	0.2095	0.2035	0.2102	0.2047
BLEU	5.8189	6.3383	5.9950	6.8119	6.0234	7.0848
METEOR	0.2392	0.2549	0.2422	0.2903	0.2432	0.2882
BERT-SCORE	0.8812	0.8858	0.8845	0.891	0.8852	0.891
Topic Writing	SFT	FlyThinker	SFT	FlyThinker	SFT	FlyThinker
ROUGE-1	0.2916	0.3139	0.2963	0.3153	0.298	0.3185
ROUGE-L	0.1345	0.1362	0.1360	0.1376	0.1359	0.1401
BLEU	3.8876	4.0606	4.8021	4.4026	4.7817	4.8841
METEOR	0.2013	0.2409	0.2084	0.2384	0.2126	0.2395
BERT-SCORE	0.7067	0.7205	0.7092	0.7197	0.7091	0.7204

Table 5: LLM-Based Evaluation of FlyThinker.

	GPT-4o-mini evaluation		
	Product Review	Abstract Generation	Topic Writing
SFT	0.3695	0.5718	0.5718
FlyThinker	0.3816	0.5955	0.5955

in abstract generation and topic writing), FlyThinker provides more balanced improvements across multiple evaluation metrics. These results highlight the effectiveness and robustness of FlyThinker.

M CROSS-ARCHITECTURE VALIDATION ON ADDITIONAL MODELS

On the Gemma-7B-it model, FlyThinker also shows consistent performance gains (ref. Table 7). Together with the results on Qwen2.5-3B and 7B, these findings indicate that our approach demonstrates strong generalization across different model architectures.

N MEMORY AND COMPUTATION ANALYSIS OF FLYTHINKER

In this section, we have included a more comprehensive evaluation of memory, computational, and time-latency costs, summarized in the Table 8. The symbols are defined as:

Table 6: The evaluation results on Qwen2.5-7B-Instruct. The results show that FlyThinker consistently outperforms the SFT baseline across all datasets.

Qwen2.5-7B-Instruct					
Product Review	ROUGE-1	ROUGE-L	BLEU	METEOR	BERT-SCORE
SFT	0.3512	0.1560	3.8953	0.2224	0.7674
FlyThinker (R=1.5B)	0.3738	0.1578	5.1072	0.2715	0.7846
Abstract Generation	ROUGE-1	ROUGE-L	BLEU	METEOR	BERT-SCORE
SFT	0.3645	0.2122	5.9661	0.2398	0.8854
FlyThinker (R=1.5B)	0.3708	0.1971	6.2732	0.3010	0.8910
Topic Writing	ROUGE-1	ROUGE-L	BLEU	METEOR	BERT-SCORE
SFT	0.2849	0.1351	3.4850	0.1883	0.7071
FlyThinker (R=1.5B)	0.3076	0.1325	3.6572	0.2564	0.7249

Table 7: Cross-architecture evaluation on Gemma-7B-it, demonstrating that FlyThinker achieves stable performance gains over SFT, confirming its effectiveness across different model families.

Gemma-7B-it					
Product Review	ROUGE-1	ROUGE-L	BLEU	METEOR	BERT-SCORE
SFT	0.3285	0.1544	3.9774	0.2166	0.7559
FlyThinker (R=2B)	0.3355	0.1579	3.5646	0.2160	0.7553
Abstract Generation	ROUGE-1	ROUGE-L	BLEU	METEOR	BERT-SCORE
SFT	0.3501	0.2057	6.1330	0.2404	0.8750
FlyThinker (R=2B)	0.3624	0.2062	6.8307	0.2638	0.8800
Topic Writing	ROUGE-1	ROUGE-L	BLEU	METEOR	BERT-SCORE
SFT	0.2664	0.1323	3.9175	0.1938	0.6960
FlyThinker (R=2B)	0.2829	0.1385	3.6046	0.2035	0.6989

(θ_G / θ_R) : parameters of the generator and reasoner, respectively

(N_1 / N_2) : number of text tokens / reasoning tokens to generate

$(\mathcal{C}_G / \mathcal{C}_R)$: cost of one forward pass for the generator / reasoner

(ℓ_G / ℓ_R) : latency to generate one token by the generator / reasoner

Specifically, regarding computational cost you focused: our method’s cost is approximately $(N_1\mathcal{C}_G + N_2\mathcal{C}_R)$, while the baseline latent reasoning method incurs $(N_1\mathcal{C}_G + N_2\mathcal{C}_G)$. The difference comes from $(N_2\mathcal{C}_R)$ versus $(N_2\mathcal{C}_G)$. Since the reasoner is typically much smaller than the generator (e.g., 0.5B vs. 7B), our method’s computational cost is significantly lower than latent reasoning.

Compared to the SFT baseline (cost $(N_1\mathcal{C}_G)$), our additional cost is $(N_2\mathcal{C}_R)$. As $(\mathcal{C}_R \ll \mathcal{C}_G)$, this overhead is relatively small. For instance, using a 0.5B reasoner for a 7B generator with $(N_1 = N_2 = 1000)$, the FLOPS are: our method — 15 TFLOPs, Cocount—28 TFLOPs, SFT — 14 TFLOPs. In this scenario, our method adds only 1TFLOPs computation cost while delivering significant performance improvements, compared to SFT.

Importantly, a key advantage of our method is reduced latency, as also shown in the Table 8.

Table 8: Analysis of FlyThinker’s memory and computation characteristics, comparing its training and inference overhead with SFT and other reasoning-based baselines.

Method	Memory	Computation	Latency	
			Training stage	Inference Stage
SFT	$ \theta_G $	$N_1\mathcal{C}_G$	ℓ_G	$N_1\ell_G$
CoT	$ \theta_G $	$N_1\mathcal{C}_G + N_2\mathcal{C}_G$	$\ell_G + N_2\ell_G$	$N_1\ell_G + N_2\ell_G$
Coconut	$ \theta_G $	$N_1\mathcal{C}_G + N_2\mathcal{C}_G$	$\ell_G + N_2\ell_G$	$N_1\ell_G + N_2\ell_G$
FlyThinker	$ \theta_G + \theta_R $	$N_1\mathcal{C}_G + N_2\mathcal{C}_R$	$\ell_G + \ell_R$	$\approx N_1\ell_G$

O FULL EXPERIMENTAL RESULTS ON REASONER SCALE IN FIGURE 5

In Figure 5, all metrics were normalized and plotted on a unified scale to highlight relative differences across methods. In this section, we supplement Figure 5 with the complete numerical results (see Table 9).

Table 9: Complete evaluation results in Figure 5, providing absolute metric values to supplement the normalized plot in the main text.

Product Review	ROUGE-1	ROUGE-L	BLEU	METEOR	BERT-SCORE
SFT	0.3551	0.1536	3.9112	0.2309	0.7681
FlyThinker (R=3B)	<u>0.3663</u>	0.1560	4.3620	<u>0.2489</u>	0.7755
FlyThinker (R=1.5B)	0.3676	<u>0.1554</u>	4.2123	0.2501	<u>0.7729</u>
FlyThinker (R=0.5B)	0.3556	0.1531	3.8072	0.2366	0.7692
Abstract Generation	ROUGE-1	ROUGE-L	BLEU	METEOR	BERT-SCORE
SFT	0.3602	<u>0.2062</u>	5.8189	0.2392	0.8812
FlyThinker (R=3B)	<u>0.3716</u>	0.2090	6.3383	0.2549	0.8858
FlyThinker (R=1.5B)	0.3726	0.1989	<u>6.2690</u>	<u>0.2910</u>	0.8896
FlyThinker (R=0.5B)	0.3603	0.1915	5.5334	0.2985	<u>0.8883</u>
Topic Writing	ROUGE-1	ROUGE-L	BLEU	METEOR	BERT-SCORE
SFT	0.2916	0.1345	<u>3.8876</u>	0.2013	0.7067
FlyThinker (R=3B)	0.3139	0.1362	4.0606	<u>0.2409</u>	0.7205
FlyThinker (R=1.5B)	<u>0.3115</u>	<u>0.1348</u>	3.8004	0.2450	0.7154
FlyThinker (R=0.5B)	0.2960	0.1297	3.2908	0.2450	<u>0.7158</u>

P EXPANDED SENSITIVITY ANALYSIS OF THE HYPERPARAMETER λ

In this section, we report all raw (unnormalized) metrics in the Table 10 for a clear examination of the effect of the λ hyperparameter in the original Figure 6. These extended experiments reveal several insights:

Fine-grained tuning of λ can further improve specific metrics. For example, in the Abstract Generation task, $\lambda = 1.0$ leads to additional improvements in BLEU, and in the Topic Writing task, $\lambda = 1.5$ further boosts ROUGE-L and BLEU compared with coarser settings.

Moderate λ values provide robust overall performance. The table shows that when λ stays within a moderate range around 1.0—neither too close to 0 nor excessively large (e.g., approaching 5)—the model consistently outperforms the SFT baseline. This suggests that λ does not require precise tuning in practice and the method is robust to reasonable variations.

The performance fluctuations between $\lambda = 0.2$ and 2.0 are mild and acceptable. When λ varies within $[0.5, 2.0]$, individual metrics fluctuate slightly, but all results remain above the SFT baseline, indicating that our method’s effectiveness is relatively stable within this range.

Table 10: Complete evaluation results in Figure 10, providing absolute metric values to supplement sensitivity analysis of the λ hyperparameter.

	λ						
Product Review	0	0.2	0.5	1	1.5	2	5
ROUGE-1	0.3551	0.3641	0.3664	0.3551	0.3569	0.3626	0.3271
ROUGE-L	0.1536	0.1554	0.1560	0.1546	0.1543	0.1550	0.1479
BLEU	3.9112	4.1088	4.3223	4.0979	4.0685	4.6599	2.7995
METEOR	0.2309	0.2419	0.2489	0.2334	0.2353	0.2529	0.1976
BERT-SCORE	0.7681	0.7723	0.7755	0.7687	0.7688	0.7740	0.7541
Abstract Generation	0	0.2	0.5	1	1.5	2	5
ROUGE-1	0.3602	0.3750	0.3716	0.3748	0.3729	0.3734	0.3540
ROUGE-L	0.2062	0.2016	0.2090	0.2068	0.2081	0.2077	0.2022
BLEU	5.8189	6.5881	6.3383	7.0687	6.7091	6.8036	5.4578
METEOR	0.2392	0.2891	0.2549	0.2718	0.2633	0.2657	0.2345
BERT-SCORE	0.8812	0.8891	0.8858	0.8871	0.8863	0.8867	0.8792
Topic Writing	0	0.2	0.5	1	1.5	2	5
ROUGE-1	0.2916	0.3108	0.3139	0.3050	0.3035	0.3036	0.2820
ROUGE-L	0.1345	0.1365	0.1362	0.1359	0.1371	0.1349	0.1327
BLEU	3.8876	4.1522	4.0135	4.3646	4.4095	4.0991	2.8485
METEOR	0.2013	0.2363	0.2408	0.2253	0.2203	0.2308	0.1858
BERT-SCORE	0.7067	0.7181	0.7205	0.7150	0.7156	0.7142	0.7033

Q CASE STUDIES OF PERSONALIZED OUTPUTS

In this section, we offer a more intuitive understanding of how FlyThinker enhances personalization quality through several case studies. These examples demonstrate the effect of varying the Reasoner size. For complete samples, please refer to Figure 12.

Question

Generate the review... for a product with description “Based on... breaks the world one-hour record on ...”. The ... is “... more about a battle with depression...”.

User’s Real Writing

..... using a home-made bicycle (even using parts from a washing machine) (1) breaks the world’s endurance record in a time trial that had cyclists everywhere in awe.(2), takes Obree to the point of suicide, and a long wrestle with manic depression.....It was a painful lack of self-confidence instilled by years of bullying and by precious little help from his own father, a policeman. (3) As with many true stories of depression,(4)If you’re looking for an exciting cycle race movie, no, this is not the one for you, but if you want a movie that takes you into the sometimes dark world of the human soul, be prepared for one tough ride.(5)As this inspirational story shows: a world record didn’t satisfy Obree’s demons.(6)

Analysis: The user’s real writing includes the following elements: factual information, such as (1) bicycle production and (2) awards; emotional tone, such as (3), which is predominantly serious and somber, in line with the story’s theme; writing techniques, including analogy (4), contrast (5), and (6); and core perspectives, such as (4), which emphasizes that the central focus of the narrative is the protagonist’s internal struggle rather than a competition, and (5), which underscores that the protagonist’s inner world holds more significance than external honors.

FlyThinker (R=3B)

..... broke the world one-hour cycling record (1)It’s not an Olympic film: it focuses on the battle between Graeme and depression (2).....Graeme is a complex and fascinating human being who has a remarkable ability to focus and achieve, but he has a fragile and troubled mind.(3) There are parallels to someone like Lance Armstrong (who also battled depression as a result of an accident.)(4) This movie is not about racing or cycling it’s about the pursuit of excellence - but it’s more about the pursuit of mental sanity.(5)

Analysis: The generated content contains many characteristics consistent with the user’s real writing: it incorporates key factual details (1), and maintains an emotional tone that is serious, somber, and centered on depression (3). Additionally, the writing techniques are consistent, utilizing contrast (2), (3), (5), and analogy (3). Furthermore, the core perspectives are aligned, such as (2), which highlights that the story revolves around the protagonist’s internal conflict rather than a competition, and (5), which emphasizes the primacy of the protagonist’s inner world over external honors.

FlyThinker (R=1.5B)

Graeme Obree was a Scottish cyclist who, in the mid-1990s, made one of the most remarkable achievements in cycling history.(1) He did it using a bicycle that he’d invented himself (2)..... But the movie is about more than this incredible achievement. It’s about Graeme’s mental breakdown - when he lost his mind - and his subsequent struggle to come back from the brink.(3) But then there are moments of levity too - as we see Graeme with friends or family, cycling around or in his shop, talking to them.(4).....

Analysis: The generated content also includes elements consistent with the user’s writing: it references similar factual information (1) and (2), and employs a consistent writing technique, such as contrast (3). Moreover, the core perspective remains intact, as (3) stresses the internal struggle of the protagonist rather than focusing on a competition. However, while the emotional tone is predominantly serious and somber, it occasionally incorporates unrelated emotional tones, such as (4).

FlyThinker (R=0.5B)

..... this story of one man’s extraordinary battle with depression.(1)..... a frame of welded together steel pipes, some washers, two broken front wheels, and one broken pedal.(2) I had seen some photos of Graeme cycling around Glasgow, and I had read the article about his cycling career in the Sunday Herald back in the late 1980s.(3) One small gripe: the ending of the film, which is a replay of the race, feels too abrupt.(4).....

Analysis: The generated content contains some features that align with the user’s writing, such as mentioning similar factual information (2) and introducing the theme of the story, as in (1), which emphasizes the protagonist’s internal struggle rather than a competition. However, the content also includes a significant amount of irrelevant information (3), (4), and does not maintain the serious, somber emotional tone. Instead, it adopts a lighter emotional approach (3) and fails to employ the user’s typical writing techniques.

Our results show that larger Reasoner models better capture the user’s tone, emotional depth, and narrative structure better.

R DIFFICULTY-AWARE EVALUATION FOR PERSONALIZED TASKS

To more comprehensively assess performance within the personalized generation, we constructed a difficulty-controlled evaluation experiment.

For each test sample, we first computed multiple automatic metrics of the base Instruct model (ROUGE, BLEU, METEOR, BERTScore). After normalization and aggregation, we ranked all samples and partitioned the test set into four difficulty levels.

As shown in Table 11, FlyThinker consistently surpasses SFT across all difficulty levels, including the hardest level (H0). This demonstrates that the dynamic reasoning mechanism remains highly effective even when the personalized generation task becomes more challenging.

Table 11: Difficulty-aware evaluation results for personalized generation. Test samples are grouped into four difficulty levels based on normalized automatic metric scores of the base Instruct model.

	H0 – Very Hard		H1 – Hard		H2 – Medium		H3 – Easy	
	SFT	FlyThinker	SFT	FlyThinker	SFT	FlyThinker	SFT	FlyThinker
ROUGE-1	0.2796	0.2923	0.3224	0.3390	0.3480	0.3679	0.3818	0.3965
ROUGE-L	0.1430	0.1441	0.1588	0.1612	0.1686	0.1714	0.1917	0.1932
BLEU	2.2154	2.3545	2.5867	2.8538	3.1460	3.5514	5.1719	5.5257
METEOR	0.2017	0.2275	0.2156	0.2443	0.2225	0.2494	0.2478	0.2649
BERT-SCORE	0.7175	0.7247	0.7793	0.7899	0.8080	0.8127	0.8396	0.8490

Table 12: Comprehensive comparison results with BERTScore as an additional metric and Average Relative Improvement (computed relative to Non-pers).

Datasets		Methods	Rouge-1	Rouge-L	BLEU	Meteor	BERTScore	Impr. (↑)
Product Review	Tuning free	Non-pers	0.2839	0.1317	1.5357	0.1783	0.7380	-
		RAG	0.3176	0.1420	3.2990	0.2309	0.7482	33.08%
		CoS	0.2781	0.1347	2.9677	0.2189	0.7213	22.80%
	Tuning based	SFT	0.3551	0.1536	3.9112	0.2309	0.7681	45.99%
		LLM-TRSR	0.3377	0.1450	2.3279	0.2122	0.7573	20.45%
		NextQuill	0.3311	0.1518	2.6599	0.2172	0.7580	25.92%
		CoT	0.3466	0.1508	3.3705	0.2220	0.7587	36.68%
		Coconut	0.3381	0.1496	3.3213	0.2093	0.7578	33.80%
	Ours	FlyThinker	0.3663	0.1560	4.3620	0.2489	0.7755	55.24%
Abstract Generation	Tuning free	Non-pers	0.3276	0.1717	4.5814	0.2476	0.8616	-
		RAG	0.3168	0.1616	3.4047	0.2998	0.8818	-2.28%
		CoS	0.2973	0.1576	3.2591	0.3023	0.8952	-4.06%
	Tuning based	SFT	0.3602	0.2062	5.8189	0.2392	0.8812	11.18%
		LLM-TRSR	0.3583	0.2056	5.5359	0.2371	0.8819	9.61%
		NextQuill	0.3501	0.2038	5.4388	0.2310	0.8737	7.79%
		CoT	0.3685	0.2071	5.8538	0.2469	0.9023	13.06%
		Coconut	0.3542	0.2041	5.2378	0.2298	0.8812	7.28%
	Ours	FlyThinker	0.3716	0.2090	6.3383	0.2549	0.8858	15.85%
Topic Writing	Tuning free	Non-pers	0.2389	0.1057	1.1190	0.1869	0.6986	-
		RAG	0.2533	0.1099	1.4339	0.2253	0.6966	11.68%
		CoS	0.2307	0.1056	1.5426	0.2134	0.6891	9.42%
	Tuning based	SFT	0.2916	0.1345	3.8876	0.2013	0.7067	61.11%
		LLM-TRSR	0.2839	0.1280	1.5552	0.1922	0.7040	16.50%
		NextQuill	0.2755	0.1269	2.1006	0.1817	0.6938	23.92%
		CoT	0.2846	0.1304	3.0020	0.1967	0.7138	43.63%
		Coconut	0.2786	0.1317	3.0736	0.1823	0.7012	42.76%
	Ours	FlyThinker	0.3139	0.1362	4.0606	0.2409	0.7205	71.03%

Sample 0: 'My Thoughts:\n\nThis is the third book in a series, which I read in order of their release. However, you can read these books without reading them in order and still get the plot. The author did mention that this book would have been better with the prior knowledge of her other books but I personally didn't find it to be a problem.\n\nThe first book is called "The First Healer" and the second is called "The Second Chances". I enjoyed these two books as well and highly recommend them for anyone who likes paranormal romance.\n\nIn this book we see a return of some characters from the first book and meet new ones.\n\nIn "The Second Chances" we are introduced to a young boy named Luke and his twin brother Adam. Adam has been raised by his Aunt as his parents were killed when he was little. Now that they are old enough, Luke and Adam go to visit their aunt and uncle, thinking it would only be a few days there before they head back home. But when they arrive they find out that their aunt and uncle don't want to let them go home for months. Something happens to Luke and he wakes up several years later in their home. When he goes to investigate the cause of his strange dream he finds his mother's diary. This leads him to uncover a dark secret about his family.\n\nIn "The Third Wish" we find Luke now at the age of 24 living with his Uncle and Aunt. He has learned about his parents' past and is determined to help them get their family life back on track. Luke also has feelings for his cousin and wants to do anything he can to get her to notice him. While on his way to help his mom she is kidnapped by a mysterious man with ties to the past. Luke is determined to find out what is going on, even if it means going after the kidnapper himself.\n\nThe story moves along quickly and keeps you turning the pages to find out how things will end. There are so many twists and turns it is difficult to figure out who is good or bad and who is really Luke's friend and who isn't.\n\nI felt like there were too many secondary characters in this book, but I liked them all anyway. The author did a great job of creating each one and made them believable.\n\nThere is a lot of love story and romance in this book and I loved that aspect of it. I thought Luke and his cousin had very good chemistry together and I think they were written very realistically.'

Sample 4: 'The title of this story, I believe, is "A Lethal Touch". I think it could just as easily have been the name of the book.\n\nThis book is written in the third person. It follows the story of three women who all have one thing in common - they are all serial killers.\n\nIt's interesting to note that all three women are extremely well-educated (one is a doctor, another a lawyer and the third is an art history professor). They're all intelligent women who know what they want and how to get it.\n\nThe three women all commit their first murder out of necessity. The first woman commits her crimes because she's afraid of being beaten. Her crimes go mostly unnoticed by the police, although the police eventually catch on to her killing spree.\n\nThe second woman kills for self-defense. She's abused by her ex-husband and he's trying to kill her. Her husband is so crazy that he ends up shooting himself rather than hurting her. She doesn't really consider what she's doing wrong until it's too late, and by then she's already killed 4 people.\n\nThe third woman kills for personal satisfaction. She likes seeing people suffer before they die and she also enjoys the adrenaline rush she gets from it. Her murders go undetected for quite a while. However, the media begins to hype her killings and the police take notice. It takes them only days to find her.\n\nThe story alternates between each of these three women as they all attempt to solve the other woman's case and learn more about each other.\n\nI loved the premise of this story. I found myself wondering why the three women had become such killers. Each one of them committed crimes after something happened to them that made her feel that she needed to survive or that she couldn't live with herself otherwise.'

Sample 2: "It is very rare that you come across a book that can make you smile and laugh out loud. And this book delivers both.\n\nA funny and entertaining romp through the trials and tribulations of life, this debut novel by Quinn captures every day life like it should be. The author uses her wit, wisdom and a bit of sarcasm to tell a story of life's absurdities, the trials and triumphs of those around us and what we do with them.\n\nI found this book to be very easy to read and it was a real treat reading a book with such a unique and refreshing style. I am always looking for new authors to discover, and Ms. Quinn definitely qualifies for this award.\n\nQuinn has written an original story that is not only fun, but also entertaining enough to make one laugh out loud. The way she writes in the book will have you laughing so hard you'll be crying from all the giggles, but it is not only that, the storyline itself will keep you guessing till the end. Quinn knows how to write a great story. This is a good story and a great read. I highly recommend this book to anyone who loves a good laugh or a little romance."

Figure 8: Fixing the Task, Varying the User. The sample texts illustrate how reasoning trajectories that are close or distant in the visualization space correspond to differences in generated content.

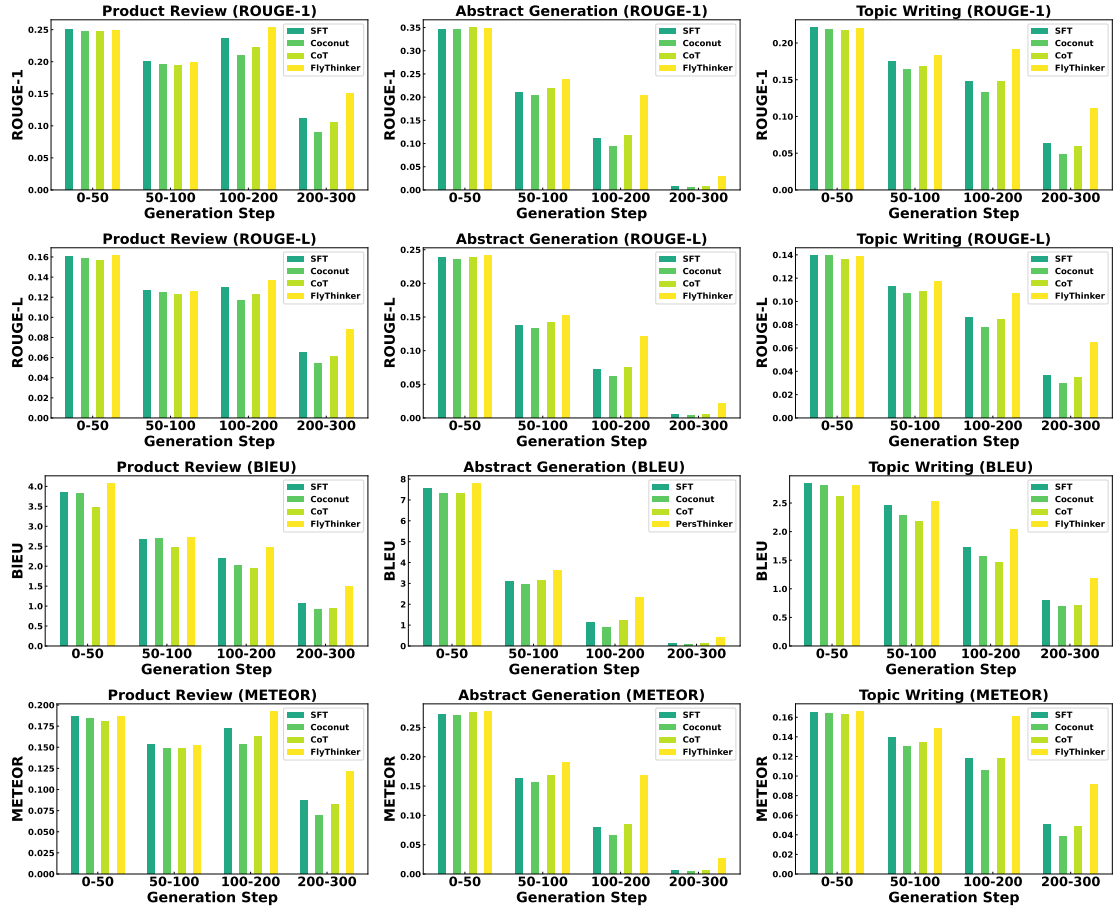


Figure 9: Position-sensitive evaluation across three datasets. Each generated sequence is divided into four segments by token position.

You are an impartial evaluator tasked with assessing how well an LLM-generated response reflects the user's personal style, preferences, and key points by comparing it with the user's real response.

[Scoring Criteria]

[Score 1]: Completely unrelated to the user's real response. Does not follow the instruction or reflect the user's personal thoughts and preferences.

[Score 2]: Weakly related to the user's real response. May mention the general topic but lacks the user's key content, tone, or insights.

[Score 3]: Partially matches the user's real response. Includes some ideas from the user, but others are missing, altered significantly, or feel generic.

[Score 4]: Mostly matches the user's real response. Covers the main points but misses some personal details, tone, or nuances.

[Score 5]: Very similar to the user's real response. Conveys the user's core ideas, structure, and style with only minor omissions or changes.

You must assign a score based only on the alignment between the LLM-generated response and the user's real response.

Output the numerical score only — no explanations, no extra text.

[Instruction]: [the input prompt]
[User's real response]: [expected output]
[LLM-generated response]: [generated output]
[Score]:

Figure 10: Illustration of the instruction template provided to GPT-4o-mini for conducting LLM-based personalized evaluation.

Generate the review text written by the reviewer who has given an overall rating of "5.0" for a product with description "Based on the incredible true story of amateur cyclist Graeme Obree, who breaks the world one-hour record on a bike he made out of washing machine parts.". The summary of the review text is "Stunning little movie - more about a battle with depression than about cycling per se. My favourite of 2007".

"User's Real Writing": "The Flying Scotsman seems to polarise Amazon buyers, and those expecting a rip-roaring cycle-racing story are clearly frustrated by the actual drama, which is of a driven individualist who, using a home-made bicycle (even using parts from a washing machine) breaks the world's endurance record in a time trial that had cyclists everywhere in awe. Who was this man we'd never heard of? But the cycling exploits, which are as much about the loneliness of training and the head-butting frustration of dealing with sports officials, takes Obree to the point of suicide, and a long wrestle with manic depression. On this note, the film is unbelievably authentic, and there's a scene - actually when Obree is being feted by fans - when you can tell his brain has, what I'd say, "just slipped off the face of his own life." What drove Obree? It was a painful lack of self-confidence instilled by years of bullying and by precious little help from his own father, a policeman. As with many true stories of depression, what anchors Obree is the support of his incredible wife, and the support of his small circle of loyal friends: here compacted into one joyous character who is like a beacon in the dour, overcast Scottish social landscape inhabited by Obree. This movie absolutely nails the realities of depression, and is one of the most honest small movies I've seen in a long time. Yeah, I wept. If you're looking for an exciting cycle race movie, no, this is not the one for you, but if you want a movie that takes you into the sometimes dark world of the human soul, be prepared for one tough ride. The glory of this story is that Obree climbed out of the worst of his depression (he still battles with it) but in doing so in this movie he shows us that human achievement can often be quite detached from one's sense of personal success. As this inspirational story shows: a world record didn't satisfy Obree's demons. Incidentally, for those who wonder: the film was made with Obree's own input, and he actually supplies the close-ups in the beautifully shot time-trial sequences."

'FlyThinker (R=3B)': "Astonishingly, this little film about a Scottish amateur cyclist, Graeme Obree, who broke the world one-hour cycling record in 1993, was overlooked by the Academy Awards this year. It's not an Olympic film: it focuses on the battle between Graeme and depression - or perhaps his brain, to be more accurate. Graeme is a brilliant but eccentric mechanic and cyclist, who at 27 breaks the Hour World Record with a time of 40 minutes 54 seconds. At the age of 45 he breaks it again with a time of 39 minutes 58 seconds - which is still considered a world best. Graeme is a complex and fascinating human being (played by Danny Huston) who has a remarkable ability to focus and achieve, but he has a fragile and troubled mind. He had been a professional road racer for a few years before a crash left him bed-ridden for six months - and that was the beginning of a long downward spiral. There are parallels to someone like Lance Armstrong (who also battled depression as a result of an accident.) This movie is not about racing or cycling - although there are some stunning scenes of the man riding his bicycle around Glasgow. It's about overcoming the demons within your mind. And, yes, it's about the pursuit of excellence - but it's more about the pursuit of mental sanity."

'FlyThinker (R=1.5B)': 'Graeme Obree was a Scottish cyclist who, in the mid-1990s, made one of the most remarkable achievements in cycling history. After several attempts at breaking the hour record (on which he'd lost his world record status) he finally did it. He did it using a bicycle that he'd invented himself: an "R7" which consisted essentially of a bike frame with no fork, no seat post and only a single-speed geared chain wheel. It was nothing like a conventional bicycle but Obree insisted that it could go faster than any other because it had no weight on the rear wheel. He was right - he smashed the hour record by almost two miles.\n\nBut the movie is about more than this incredible achievement. It's about Graeme's mental breakdown - when he lost his mind - and his subsequent struggle to come back from the brink. The director, Mike Fiedler, filmed this as an observational documentary, using little camera tricks to get us into Graeme's mind. So we see a lot of Graeme's thoughts and memories being shown through his eyes, giving us a sense of his depression. At times it's quite harrowing viewing.\n\nBut then there are moments of levity too - as we see Graeme with friends or family, cycling around or in his shop, talking to them. You can really sense that this man has a kind heart. He has a strong moral code that he adheres to. He's been a real victim of the system, especially after his first world championship in 1993, won at the very last minute over a German competitor when his bike broke down. He'd been unfairly excluded from competing for Britain during the build up to that race, so that he couldn't defend his title. And then shortly afterwards he was dropped from British Cycling.\n\nThe movie is a testament to his strength and to his ability to recover from his mental illness.'

'FlyThinker (R=0.5B)': 'This is a remarkable movie which I only got to see in the cinema. The DVD was sent to me by the film's producer, Paul Wright.\n\nThe first thing you might notice is how the camera zooms around the room, following Graeme Obree as he tries to rebuild his confidence and his ability to ride his bike. This camera work is superbly done and adds an intensity to this story of one man's extraordinary battle with depression and failure that few other movies have ever matched.\n\nGraeme is a cycling prodigy. He won his first professional race at the age of 14. But he is then knocked down, seriously injured, and loses his enthusiasm for racing. He decides to make a better bike - a more aerodynamic machine. Unfortunately he has no experience of mechanics or engineering, so it takes him many years before he produces what becomes known as the "Ronald McDonald" bicycle - a frame of welded together steel pipes, some washers, two broken front wheels, and one broken pedal. He then sets off to attempt the world's one-hour speed record. The odds are against him from the outset, but after many failures, and with his wife's encouragement he finally succeeds. It is a remarkable achievement.\n\nI had seen some photos of Graeme cycling around Glasgow, and I had read the article about his cycling career in the Sunday Herald back in the late 1980s. So I thought I knew the story. But it turns out the real story is much more interesting than anything I could imagine - and the movie really gives us a sense of the depth of his despair when he loses the ability to ride his bike.\n\nIt's a sad commentary on our society that someone who has achieved such an outstanding personal triumph should end up depressed and on benefits, being supported by his family. The movie highlights the fact that mental health issues are not always easy to spot. It's a great shame that so many people suffer needlessly. There is also a message here that we need to encourage people into sports, because there is nothing quite like the rush of adrenaline that comes from performing well in sport. In addition, it helps to combat the loneliness and isolation that can be part of mental illness. In a way, this movie is a reminder of all those wonderful cycling heroes who have disappeared from public view because their achievements were overshadowed by war, politics, crime or the vagaries of human nature. Graeme Obree may be the last great cyclist you've never heard of. If you don't think you're good enough to ride a bike, you might find this movie inspiring.\n\nOne small gripe: the ending of the film, which is a replay of the race, feels too abrupt. Maybe a short follow-up to show Graeme at home would have been better. As it is, the movie ends a bit abruptly. But it is otherwise an excellent movie that deserves to be shown widely.'

Figure 12: Case study examples comparing FlyThinker under different Reasoner scales.