

Mpemba as an Emergent Effect of System Relaxation

Gourab Das*

Department of Physical Sciences, Indian Institute of Science Education and Research Kolkata, Mohanpur 741246, India

The Mpemba effect (MpE), where a far-from-equilibrium state of a system relaxes faster compared to a state closer to it, is a well-known counterintuitive phenomenon in classical and quantum systems. Various system-specific theories have been proposed to explain this anomalous behavior in driven systems, though the fundamental mechanism of MpE in undriven systems, where MpE was first observed, remains unresolved. This paper provides a generic model of MpE for a quantum system following Markovian relaxation dynamics, regardless of system structure or environment. The key lies in the overlap of initial states with the fast relaxation mode; here, the constituents create a fast decay mode via interaction through the shared environment to show MpE, indicating MpE happens due to the collective behavior of the system. I also show that a system with anisotropic relaxation naturally exhibits MpE, even without a shared environment among the particles.

Introduction - Erasto B. Mpemba rediscovered the counterintuitive phenomenon, where a hot liquid mixture freezes earlier than an identical cold liquid mixture [1]; though this intriguing phenomenon has been mentioned earlier in various texts throughout history [2–6]. The Mpemba effect (MpE), as coined by the community, describes an umbrella of phenomena where a far-from-equilibrium state equilibrates faster than a state that is closer to the equilibrium state. Mpemba and Osborne [1] and Kell's [7] works sparked huge interest in studying MpEs in various classical and quantum systems [8–21]. Recently, MpE has been observed (experimentally) in quantum systems [22, 23]. MpEs are known to be useful for quantum batteries [24], refrigerators [25], etc.

However, the existence of MpE is also being questioned in various conditions [26–29], despite being studied over more than half a century [20, 30–36]. Another major challenge MpE faces is the lack of a universally accepted explanation; various theories exist in different contexts to explain this anomalous behavior. In classical systems, MpE is often attributed to memory effects, although Markovian classical systems are known to exhibit MpE [37]. Various mechanisms have been proposed to explain MpE in quantum systems too, e. g. bath engineering [38–41], quasi-particles picture [42], unitary rotation to initial states [43–45], potential energy surface explanations [37, 46, 47], etc. These studies focus on the process of creating a fast decay mode following the mentioned mechanisms; the far-from-equilibrium state following the fast decay mode relaxes quickly, while the closer state, following the slow decay mode, takes more time to equilibrate, showing MpE (Fig. 1). These articles suggest that there is a broad umbrella of system-specific mechanisms that show this anomalous relaxation. Though these studies are able to explain MpE for driven quantum systems, MpE was originally shown for undriven systems during relaxation, the cause of which remains unresolved[1].

The understanding of MpE in Markovian system remains a mystery; though experimental realization of quantum MpEs has been achieved in Markovian systems, where the systems relaxes through engineered de-

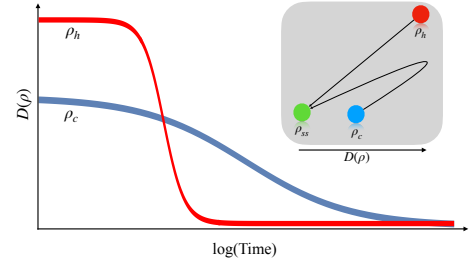


FIG. 1. (color online) A schematic of MpE, where a far-from-equilibrium state (ρ_h) relaxes faster than a state closer (ρ_c) to equilibrium (ρ_{ss}). Here, D represents a metric to measure distance; crossing of the trajectories indicates MpE in action.

cay channels [23, 48]. Therefore, the key requirement lies in getting a general mechanism for MpEs via relaxation dynamics in an open quantum system that can also be extended to classical systems. In this work, I provide a generic model for an undriven open quantum system that shows MpE following Markovian relaxation dynamics. Here, I show that such a system exhibits MpE when the constituents share the same environment; the particles create a fast relaxation mode for the system via the interaction through the shared environment, indicating the collective behavior of the particles as the cause of MpE. I also show that systems with anisotropic relaxation come with a natural fast relaxation mode to show MpE, even without the help of a shared environment.

System - Let's consider our system consisting of an ensemble of n noninteracting spin half particles; the system is connected to a generic bosonic environment such that the constituents share the same environment. Hence, the density matrix of the system relaxes following the Lindblad master equation [49],

$$\frac{d\rho}{dt} = \sum_{i=1}^n \sum_{j=1}^n \sum_{k=1}^3 \left(L_k(i) \rho L_k(j)^\dagger - \frac{1}{2} \{ L_k(i)^\dagger L_k(j), \rho \} \right) \quad (1)$$

where, $L_1(i) = \sqrt{\frac{1+M_o}{2T_1}} \sigma_i^+$, $L_2(i) = \sqrt{\frac{1-M_o}{2T_1}} \sigma_i^-$, $L_3(i) =$

$\sqrt{\frac{1}{2T_\phi}}\sigma_i^z$ and M_o is the environment's magnetization along z , with σ_i being the Pauli matrices on the i -th particle of the ensemble. Here, T_1 and T_ϕ represent the relaxation and dephasing timescales, respectively. Therefore, under mean field approximations, the average magnetization obeys the Bloch equations as follows (in the polar coordinates),

$$\begin{aligned}\frac{dr}{dt} &= \frac{M_o \cos \theta}{T_1} - r \left(\frac{\cos^2 \theta}{T_1} + \frac{\sin^2 \theta}{T_2} \right) \\ \frac{d\theta}{dt} &= -\sin \theta \left(\frac{n-1}{2T_1} M_o r + \cos \theta \left(\frac{1}{T_2} - \frac{1}{T_1} \right) + \frac{M_o}{rT_1} \right) \\ \frac{d\phi}{dt} &= 0\end{aligned}\quad (2)$$

where, T_2 is the decoherence timescale of the system with $T_2^{-1} = 0.5T_1^{-1} + T_\phi^{-1}$; here T_1 and T_2 have their standard representations [49]. Note, the first term in the θ equation incorporates the decoherence effect due to the shared environment, and ϕ is a constant of motion, as the relaxation process is invariant under rotation about the z -axis. Here, the magnetization relaxes to $(r, \theta) = (M_o, 0)$, which corresponds to equilibrium density matrix, ρ_{ss} . Therefore, the relaxation is supposed to be isotropic if $T_1 = T_2$; we will see in the next section that MpE emerges naturally for systems with anisotropic relaxation. Let's discuss how a system with isotropic relaxation timescale shows MpE; I use the Euclidean distance, D , of the magnetization and relative entropy, $S(\rho(t)||\rho_{ss})$, with respect to ρ_{ss} , to observe MpE, Fig. 2. In this case, D is proportional to the trace distance and Frobenius distance [21]. Fig. 2 shows crossover trajectories when particles of the system share the same environment, indicating the origin of MpE as the collective behaviors of the constituents.

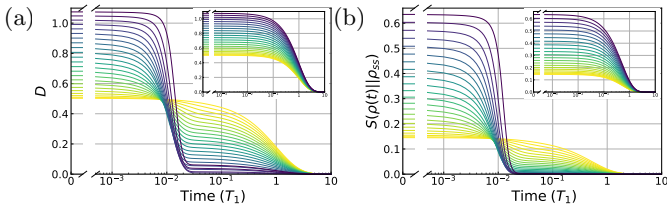


FIG. 2. (color online) MpE in action. The evolution of metrics (a) D and (b) $S(\rho(t)||\rho_{ss})$, with respect to equilibrium, for different initial states; these show crossover trajectories, i.e., MpE. The colors represent the initial state's distance (or relative entropy) from the equilibrium state. The insets show the evolution of the same for a system without a shared environment; in this case, we do not see MpE. The parameters used here are $T_2 = T_1$, $n = 10^3$, and $M_o = 0.5$; while r and θ are chosen from the line $-\frac{5}{6}r + \frac{\theta}{\pi} = \frac{1}{2}$.

Eq. (2), ignoring the equation for ϕ , has only one fixed point at $(r, \theta) = (M_o, 0)$ and it is stable too, as the corresponding Jacobian has eigenvalues $\lambda_1 = -T_1^{-1}$ and $\lambda_2 = -(T_2^{-1} + 0.5(n-1)M_o T_1^{-1})$ corresponding to r

and θ , respectively, as the eigen directions [50]. Here, the Lyapunov exponents coincide with the eigenvalues too. Therefore, $|\lambda_{1(2)}|$ determines the rate for the converging trajectories in the r (or θ) directions, i.e., these two eigen directions have different speeds, Fig. 3(c). Hence, states following only the faster relaxation mode relaxes earlier, even if they are initially farther away from equilibrium, thus creating the MpE, and the minimum of the $|\lambda_{1(2)}|^{-1}$ provides for timescale for MpE, when the trajectories of D or $S(\rho(t)||\rho_{ss})$ show crossover. Usually we have $T_1 \geq T_2$, hence $|\lambda_2|^{-1}$ provides the MpE timescale (Fig. 2), which decreases with increasing n . With an increasing number of particles, the trajectories also come closer to following the θ -direction and any states corresponding to $r = M_o$ become the first set of states to relax, Fig. 3(a); this is consistent with the fact that not all initial states show MpE [17]. Therefore, with increasing particles, MpE becomes more prominent, as the particles create a fast relaxation mode in the θ -direction through the shared environment, causing MpE.

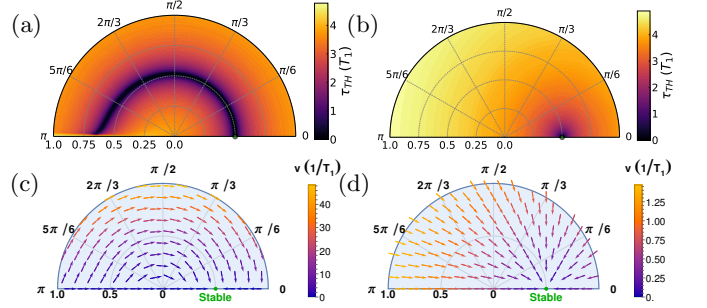


FIG. 3. (color online) (a) and (b) show thermalization time, τ_{TH} , for different initial states for systems with and without a shared environment, respectively (in polar coordinates). τ_{TH} is numerically calculated as when $S(\rho(t)||\rho_{ss})$ becomes less than a cutoff (10^{-4} here). Equivalently, one can use D to find τ_{TH} instead of relative entropy. The green dot represents the equilibrium state, ρ_{ss} . The states closer to ρ_{ss} thermalize earlier in (b), i.e., no MpE; while states with completely different initial states thermalize in (a), thus showing MpE. (c) and (d) represent the trajectories of states to ρ_{ss} for systems with and without a shared environment, respectively. ρ_{ss} is the stable fixed point for the system, represented here by the green dot. The color of the arrows denotes the speed of relaxation, v , following the trajectories. The speed increases with the distance from ρ_{ss} and the trajectories are radial towards ρ_{ss} in (d); whilst in (c), the trajectories are curved and speed increases with the distance from $\theta = 0$ or $\theta = \pi$ lines. Thus, (c) and (d) explain the behaviors seen in (a) and (b), respectively. Here, the used parameters are $T_2 = T_1$, $n = 10^2$, and $M_o = 0.5$.

For system where the constituents do not share the same environment, $\lambda_{1(2)} = -T_{1(2)}^{-1}$ implying isotropic speed of convergence (for $T_1 = T_2$), that increases with the distance from the equilibrium state and the trajectories are radially convergent towards equilibrium, Fig.

3(d). Therefore, as a far-initial-state comes close to equilibrium following the trajectories, its relaxation speed decreases, eventually matching that of an initial state closer to equilibrium. Hence, the states close to equilibrium relax earlier, and we do not see MpE, as seen in the insets of Fig. 2(a, b) and Fig. 3(b). In the next section, I show how a system without a shared environment shows MpE due to anisotropic relaxation.

Discussions - Consider a system that consists of n non-interacting spin halves, where the constituents are in contact with different local environments; for simplicity, let's take all these environments as identical, i.e., they have the same M_o and the particles have the same relaxation timescales T_1 and T_2 . Hence, the system's relaxation can be described by the following Lindblad master equation,

$$\frac{d\rho}{dt} = \sum_{i=1}^n \sum_{j=1}^3 \left(L_j(i) \rho L_j(i)^\dagger - \frac{1}{2} \{ L_j(i)^\dagger L_j(i), \rho \} \right) \quad (3)$$

where, the each $L_j(i)$ is the same as mentioned earlier. In this case, the average magnetization, under mean field approximations, can be found analytically as,

$$r(t) = \sqrt{r_z^2 + r_\perp^2}; \quad \theta(t) = \tan^{-1} \left(\frac{r_\perp}{r_z} \right); \quad \phi(t) = \phi_o \quad (4)$$

where, $r_z = M_o (1 - e^{-t/T_1}) + r_o \cos \theta_o e^{-t/T_1}$ and $r_\perp = r_o \sin \theta_o e^{-t/T_2}$ with $(r(0), \theta(0), \phi(0)) = (r_o, \theta_o, \phi_o)$. Note, Eq. (4) is independent of particle numbers, becoming a single particle relaxation effectively, and this system also has the same equilibrium state, ρ_{ss} . Here, we have two timescales in this case too, i.e. T_1 and T_2 along the z -direction and perpendicular to it, respectively. Therefore, if $T_1 = T_2$, relaxation is isotropic and we do not see MpE when there are no interactions among the particles or no shared environment, as discussed in the earlier section. For anisotropic relaxation, i.e. $T_1 > T_2$, the system has a intrinsic fast relaxation mode along the perpendicular direction to the z -axis; the system shows MpE and T_2 works as the timescale for MpE, as seen in Fig. 4(a, b); though, unlike the system with a shared environment, the components of distance, i.e. D_z and D_\perp , do not show crossover trajectories. However, this is also a “genuine quantum MpE”, as Fig. 4(b) shows crossover trajectories for $S(\rho(t)||\rho_{ss})$ [40]. For $T_2 \ll T_1$, the trajectories are almost perpendicular to the z -axis and the speed of convergence increases with distance from the mentioned axis, except on the z -axis where trajectories follow the axis towards ρ_{ss} with speed T_1^{-1} , see Fig. 4(d). Hence, the initial states satisfying $r_o \cos \theta_o = M_o$ thermalise early, and we see MpE, as shown in Fig. 4(c). Therefore, with increasing anisotropy, the system becomes more prone to exhibit MpE.

Though this simple relaxation dynamics provides a general model for MpE, it also suffers from the same drawback as any theory using the mean field approximations. The mean field theories are nowhere near exact;

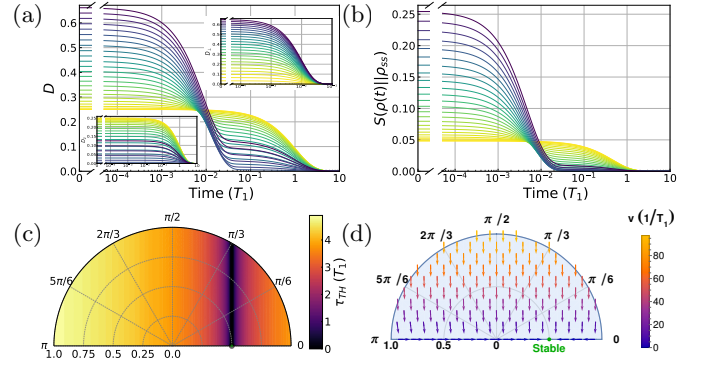


FIG. 4. (color online) MpE seen using both the metrics (a) D and (b) $S(\rho(t)||\rho_{ss})$. Though D_z or D_\perp do not show crossover trajectories. The colors represent the initial state's distance (or relative entropy) from ρ_{ss} ; $r = 0.75$ and θ is varied between 0 and $\pi/3$ to generate (a) and (b). (c) shows that τ_{TH} does not depend on the initial state's distance from ρ_{ss} (green dot), rather on the distance from the $r \cos \theta = M_o$ line. The trajectories of states, with colors representing the speed following them, are shown in (d), which explains the behavior of (c). The used parameters are $T_2 = 0.01T_1$ and $M_o = 0.5$.

they neglect the finer details of the system, like entanglement among the particles, fluctuations in the system, etc. This model primarily employs a semi-classical perspective of MpE, which is not a limitation; rather, it is advantageous, since the approach can be straightforwardly generalized to the classical MpE. MpE using relaxing dynamics, while preserving the quantum nature of the system, will be addressed in the future.

Conclusions - This paper solves a half-century-old problem to find the origin of MpE for Markovian quantum systems. I show the emergence of MpE using relaxation dynamics, independent of system structure or environment. Here, I show that the particles of the system create a fast relaxation mode via the interactions through the shared environment; the MpE becomes more prominent with increasing particles in the system. This suggests that the collective behavior of the constituents leads to MpE. I also demonstrate that MpE occurs naturally in systems with anisotropic relaxation, even without a shared environment, as the system has a preferential direction for dissipation. With increasing anisotropy, the system becomes more inclined to exhibit MpE. Being an open quantum dynamical model, this approach can naturally be extended to classical MpEs, thus providing a unified generic picture of MpE.

Note - During the preparation of this manuscript, I became aware of a recent experiment by Chatterjee *et al.* demonstrating the MpE in a Markovian system governed by dipolar relaxation dynamics [51].

Acknowledgments - I acknowledge the Anusandhan National Research Foundation - International Travel Support award (File No.: ITS/2025/003131) for supporting my travel to attend the “School on Quantum Dy-

namics of Matter, Light and Information” (ICTP, Italy). I also thank the organizers of the mentioned school, where I was introduced to the Mpemba Effect (MpE) through the lectures of Pasquale Calabrese, during which Werner Krauth expressed his desire to know a general theory for MpE through relaxation dynamics; I would like to thank both of them. I want to thank Sarfarj Fency, Shubhamay Panja, Debanu Bandyopadhyay, and Rangeet Bhattacharyya for their helpful suggestions.

* gourabdasofficial@gmail.com

- [1] E. B. Mpemba and D. G. Osborne, *Physics Education* **4**, 172 (1969).
- [2] Aristotle and translated by H. D. P. Lee, *Meteorologica* (Harvard University Press (London), 1952).
- [3] F. Bacon and J. Devey, *Novum Organum*, Library of universal literature: Science (P. F. Collier, 1902).
- [4] R. Descartes, *Discourse on Method*, Library of liberal arts (Macmillan, 1956).
- [5] L. R. Groves and N. I. C. B. Told, *The Story of the Manhattan Project* (1962).
- [6] R. Bacon, *Opus Majus* (Ressell & Rullell. Inc, 1962).
- [7] G. S. Kell, *American Journal of Physics* **37**, 564 (1969).
- [8] P. Chaddah, S. Dash, K. Kumar, and A. Banerjee, arXiv preprint arXiv:1011.3598 (2010).
- [9] J. D. Brownridge, *American Journal of Physics* **79**, 78 (2011).
- [10] P. A. Greaney, G. Lani, G. Cicero, and J. C. Grossman, *Metallurgical and Materials Transactions A* **42**, 3907 (2011).
- [11] Y.-H. Ahn, H. Kang, D.-Y. Koh, and H. Lee, *Korean Journal of Chemical Engineering* **33**, 1903 (2016).
- [12] A. Lasanta, F. Vega Reyes, A. Prados, and A. Santos, *Phys. Rev. Lett.* **119**, 148001 (2017).
- [13] T. Keller, V. Torggler, S. B. Jäger, S. Schütz, H. Ritsch, and G. Morigi, *New Journal of Physics* **20**, 025004 (2018).
- [14] C. Hu, J. Li, S. Huang, H. Li, C. Luo, J. Chen, S. Jiang, and L. An, *Crystal Growth & Design* **18**, 5757 (2018).
- [15] M. Baity-Jesi, E. Calore, A. Cruz, L. A. Fernandez, J. M. Gil-Narvión, A. Gordillo-Guerrero, D. Iñiguez, A. Lasanta, A. Maiorano, E. Marinari, *et al.*, *Proceedings of the National Academy of Sciences* **116**, 15350 (2019).
- [16] A. Biswas, V. V. Prasad, O. Raz, and R. Rajesh, *Phys. Rev. E* **102**, 012906 (2020).
- [17] A. Kumar and J. Bechhoefer, *Nature* **584**, 64 (2020).
- [18] D. M. Busiello, D. Gupta, and A. Maritan, *New Journal of Physics* **23**, 103012 (2021).
- [19] A. Biswas, R. Rajesh, and A. Pal, *The Journal of chemical physics* **159** (2023).
- [20] G. Teza, J. Bechhoefer, A. Lasanta, O. Raz, and M. Vucelja, arXiv preprint arXiv:2502.01758 (2025).
- [21] F. Ares, P. Calabrese, and S. Murciano, *Nature Reviews Physics*, 1 (2025).
- [22] J. Zhang, G. Xia, C.-W. Wu, T. Chen, Q. Zhang, Y. Xie, W.-B. Su, W. Wu, C.-W. Qiu, P.-X. Chen, *et al.*, *Nature Communications* **16**, 301 (2025).
- [23] S. Aharony Shapira, Y. Shapira, J. Markov, G. Teza, N. Akerman, O. Raz, and R. Ozeri, *Physical Review Letters* **133**, 010403 (2024).
- [24] I. Medina, O. Culhane, F. C. Binder, G. T. Landi, and J. Goold, *Phys. Rev. Lett.* **134**, 220402 (2025).
- [25] S. Mondal and U. Sen, arXiv preprint arXiv:2507.15811 (2025).
- [26] M. Vynnycky and S. Mitchell, *Heat and mass transfer* **46**, 881 (2010).
- [27] H. C. Burridge and P. F. Linden, *Scientific Reports* **6**, 37665 (2016).
- [28] H. C. Burridge and O. Hallstadius, *Proceedings of the Royal Society A* **476**, 20190829 (2020).
- [29] J. Bechhoefer, A. Kumar, and R. Chétrite, *Nature Reviews Physics* **3**, 534 (2021).
- [30] A. Gal and O. Raz, *Phys. Rev. Lett.* **124**, 060602 (2020).
- [31] F. J. Schwarzendahl and H. Löwen, *Phys. Rev. Lett.* **129**, 138002 (2022).
- [32] R. Holtzman and O. Raz, *Communications physics* **5**, 280 (2022).
- [33] G. Teza, R. Yaacoby, and O. Raz, *Phys. Rev. Lett.* **131**, 017101 (2023).
- [34] I. G.-A. Pemartín, E. Mompó, A. Lasanta, V. Martín-Mayor, and J. Salas, *Phys. Rev. Lett.* **132**, 117102 (2024).
- [35] A. Santos, *Phys. Rev. E* **109**, 044149 (2024).
- [36] T. Van Vu and H. Hayakawa, *Phys. Rev. Lett.* **134**, 107101 (2025).
- [37] Z. Lu and O. Raz, *Proceedings of the National Academy of Sciences* **114**, 5083 (2017).
- [38] A. K. Chatterjee, S. Takada, and H. Hayakawa, *Phys. Rev. Lett.* **131**, 080402 (2023).
- [39] X. Wang and J. Wang, *Phys. Rev. Res.* **6**, 033330 (2024).
- [40] M. Moroder, O. Culhane, K. Zawadzki, and J. Goold, *Phys. Rev. Lett.* **133**, 140404 (2024).
- [41] D. J. Strachan, A. Purkayastha, and S. R. Clark, *Phys. Rev. Lett.* **134**, 220403 (2025).
- [42] F. Ares, S. Murciano, and P. Calabrese, *Nature Communications* **14**, 2036 (2023).
- [43] F. Carollo, A. Lasanta, and I. Lesanovsky, *Phys. Rev. Lett.* **127**, 060401 (2021).
- [44] S. Kochsiek, F. Carollo, and I. Lesanovsky, *Phys. Rev. A* **106**, 012207 (2022).
- [45] R. Bao and Z. Hou, *Physical Review Letters* **135**, 150403 (2025).
- [46] A. Nava and R. Egger, *Phys. Rev. Lett.* **133**, 136302 (2024).
- [47] Y. Liu and Y. Wang, arXiv preprint arXiv:2511.04354 (2025).
- [48] K. Chalas, F. Ares, C. Rylands, and P. Calabrese, *Journal of Statistical Mechanics: Theory and Experiment* **2024**, 103101 (2024).
- [49] H.-P. Breuer and F. Petruccione, *The theory of open quantum systems* (Oxford University Press, 2002).
- [50] S. H. Strogatz, *Nonlinear dynamics and chaos: with applications to physics, biology, chemistry, and engineering* (Chapman and Hall/CRC, 2024).
- [51] A. Chatterjee, S. Khan, S. Jain, and T. Mahesh, arXiv preprint arXiv:2509.13451 (2025).