

Towards Practical and Usable In-network Classification

Di Zhu
University of Virginia

Jianxi Chen
University of Virginia

Hyojoon Kim
University of Virginia

Abstract

In-network machine learning enables real-time classification directly on network hardware, offering consistently low inference latency. However, current solutions are limited by strict hardware constraints, scarce on-device resources, and poor usability—making them impractical for ML developers and cloud operators. To this end, we propose ACORN, an end-to-end system that automates the distributed deployment of practical machine learning models across the network. ACORN provides a fully automated pipeline that loads and deploys Python ML models on network devices using an optimized deployment plan from an ILP planner. To support larger models under hardware constraints and allow runtime programmability, ACORN adopts a novel data plane representation for Decision Tree, Random Forest, and Support Vector Machine models. We implement ACORN prototype in P4 and run it on real programmable hardware. Our evaluation shows ACORN can deploy classification ML models with 2–4x more features than state-of-the-art solutions, while imposing negligible overhead on network performance and traffic. We will make our data plane program, model translator, optimizer, and all related scripts publicly available.

1 Introduction

With the emergence of flexible networking hardware [11] and data plane level programming languages [10], networks now support more functionalities without sacrificing packet processing rates. This trend, along with the rise of commodity programmable network devices, creates the opportunity for in-network computing, the idea of offloading computing tasks from end hosts to network devices. In-network computing offers significant performance benefits, such as line-rate throughput, lower latency, power efficiency, and load reduction, and we have already witnessed its success in many applications (e.g., [9, 28, 36, 37, 43, 44, 68]).

In particular, the growing demand for Artificial Intelligence (AI) and Machine Learning (ML) workloads is driving the

need for innovative and non-traditional computing devices. However, delegating machine learning inference jobs to the network faces many practical challenges. (i) Different AI/ML models have different features and structures, which generally require a customized, model-specific network-level program. This makes it challenging to make in-network AI runtime programmable. *How can we make in-network AI support a broad range of models while supporting runtime programmability to minimize downtime whenever a model update happens?* (ii) Practically usable AI/ML models do not fit into a single programmable data plane. Yet, current P4 program compilers are optimized for deployments on a single data plane, not across two or more. For larger models, the slicing and distribution of a network-level program is done manually where even experts rely on trial-and-error. This process shifts the focus from optimizing performance to simply achieving functional deployment. *How do we automate the process while ensuring the lowest inference latency and minimizing total resource usage on network hardware?* (iii) The process of translating, compiling, and deploying AI/ML models on programmable data planes is currently tedious, error-prone, and labor-intensive. AI/ML applications are typically written in high-level programming languages such as Python while applications for programmable switches are developed in lower-level languages such as P4 [10]. The transformation process requires extensive knowledge of programmable packet processing and proficiency in low-level languages. *How do we democratize in-network AI/ML for practitioners, like AI/ML developers or cloud operators, without needing to gain expertise in pipeline programming?*

In this paper, we propose ACORN, an automated and distributed computing system for in-network machine learning classification applications. To make our system friendly towards not only network operators but also application developers, we designed an automated pipeline that translates Python ML models, optimizes for a deployment plan, and deploys the model on the data plane. We proposed a new data plane design for decision trees and random forests that enables the deployment of bigger models. Our data plane is carefully designed

to support multiple models and is runtime programmable at the same time. In summary, our contributions are:

Fully automatic control plane pipeline. We present a fully automatic control plane pipeline that converts Python ML programs into table representations, generates an optimal deployment plan, and deploys the program on the network.

Novel representation for tree-based models. We propose a novel representation for tree-based models that supports up to 60 features and 32 depth of trees that satisfies the needs for both traffic analysis and general ML classification tasks.

Runtime configurable data plane. We present a runtime reconfigurable data plane for distributed in-network ML systems that enables switching between ML applications without recompiling networking devices, while facilitating the communication between devices in the network. This is achieved by predefining five reusable match-action tables types that perform core operations common to many ML workloads.

2 Background and Motivation

We introduce background information on in-network ML and the limitations of current state-of-the-art systems.

2.1 In-network computing and ML

In-network ML: Previous works, like pForest [13] and IIsy [63], have pioneered the research on in-network ML. They proposed frameworks for in-network classification with traditional machine learning models by mapping them to a match-action pipeline. Planter [74] improves upon IIsy and proposes to automate in-network classification by incorporating ML models into modules. The main advantage of running ML-powered classification workloads on programmable data planes, such as SmartNICs and switches, is its *significantly lower inference latency*. As data planes are designed for extremely fast packet processing, matching, and actions, match-action table-based classification can complete the task several orders of magnitude faster than running the same job on a general-purpose CPU machine [58, 68].

In-network computing and resource constraints: Data plane programs are usually compiled into several match-action tables (MATs) in a programmable data plane. Such a table matches packet headers and performs actions based on a matching result. However, programmable network devices have constrained resources because they are designed to be performance-driven and operate at line rate. For example, the Intel Tofino 2 switches [32] offer a bandwidth up to O(10) Tb/s-scale, but only have O(10) MB-scale memory [40] and less than two dozens pipeline stages. The scarce resource capacity forbids the deployment of large applications or concurrent deployment of multiple programs that consume large amounts of resources. This is especially the case for ML-related applications, as the number of parameters an ML

model can have is bounded by the available resources on the machine, the more parameters usually lead to models with better performance as they can model more complex relations within the dataset. Thus, there has been a rising interest in distributed in-network computing, to achieve better resource utilization and higher performance.

Distributed in-network ML: More recent works adopt *distributed computing*, enabling distributed in-network ML. There are two distributed in-network computing systems that support ML programs; DINC [72] and DUNE [14]. Although they have achieved success and showed promise, there is still a gap between these state-of-the-art systems and practical distributed in-network systems for ML applications.

2.2 The Gaps in Distributed In-network ML

Poor usability for application developers. Both DINC and DUNE require P4 programs as inputs, but hardware-level languages such as P4 are difficult for application developers to learn and use. There is also a limited level of automation in both work. In DINC [72], the program needs to be partitioned, optimized, and deployed *manually*. DUNE [14] improves DINC by automatically disaggregating ML models, but this procedure must be repeated whenever there is a change in the model with manual configurations, which requires expertise.

No support for runtime programmability. Offloading different ML applications to the network involves deploying different programs on the networking devices, and this process could seriously affect normal packet forwarding. Although some architecture, such as Intel Tofino, could reduce the compilation time to as little as O(50ms) [8], considering all the devices that need recompilations, the total impact could not be underestimated. Thus, we argue that runtime programmability is an important feature for distributed INC systems.

Limited supported number of features. Many datasets used in building domain-specific systems, such as IDS systems, contain 20 to more than 100 features [23, 45, 50, 59]. However, current distributed in-network systems for ML were evaluated using small datasets, or a small subset of features from bigger datasets. For example, for Random Forest models, DINC uses a model with 6 stages, suggesting that the dataset used is a 6-feature dataset; DUNE extracts flow-level features from two datasets, UNSW-IoT [55] and TON-IoT [5], but it is unclear how many features were used in the evaluations. According to our experiments (discussed in §7), both systems encountered issues when the number of features increase.

3 ACORN: Design Principles and Workflow

3.1 Design Principles and Key Techniques

ACORN is system that automatically translates a system-level ML program into a network-level program, generates an

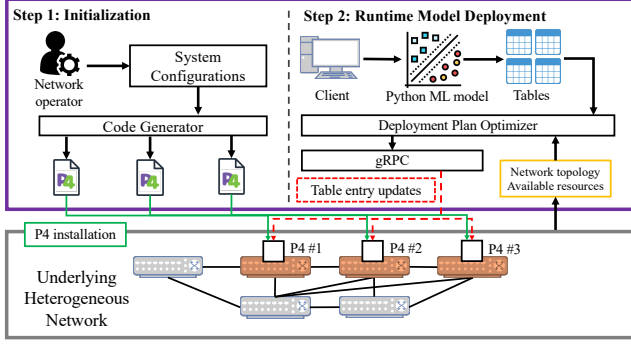


Figure 1: An overview of ACORN’s workflow.

optimal deployment plan, and distributes the target workload across programmable data planes.

Novel representation for tree-based models. We propose a novel design and representation for tree-based models (*e.g.*, decision trees, random forests) that supports up to 60 features and 32 depth of trees. Together with our distributed deployment capability, ACORN can support bigger and more practical ML models than previous solutions, ranging from traffic analysis to general ML classification tasks. In this paper, we demonstrate ACORN’s usability and applicability with 12 different models and workloads (§ 4).

Fully automatic optimal deployment. A user submits a single input to ACORN: a trained ML model. ACORN automatically translates the model into a series of table representations. Then ACORN runs its optimizer to find the best deployment plan and modifies the table entries on the data planes. Our optimizer accounts for factors often overlooked in prior work, including per-packet processing time, hop count, and network overhead such as packet size inflation. Query packets are prepared and sent directly from the host of the user who submitted the model (§ 4, § 5).

Runtime programmable. We design a runtime reconfigurable *template data plane program* that is compiled and deployed *once* in the target network. A user can switch and deploy a new ML by flushing and installing new flow table entries in predefined match-action tables in the P4 program while leaving the forwarding table entries intact. ACORN does not require recompiling and reloading networking devices, facilitating continuous communication in the network. To achieve this, we create five table types that are capable of covering a broad range of ML use cases: `DT_layer`, `DT_predict`, `Multitree_voting`, `SVM_mul`, and `SVM_predict` (§ 6).

3.2 Workflow

Figure 1 shows the high-level architecture and workflow of the proposed system. The workflow consists of two phases. The first step (initialization) creates and deploys a unified P4

program template with modular match-action tables.

The network can be heterogeneous—the P4 programs are only deployed and loaded on P4-programmable data planes in the given network, and ACORN control plane, including the deployment optimizer, is aware of this.

At this point, the underlying network is ready to receive ML classification tasks, or the second step. Currently, ACORN supports ML models built using Python with `scikit-learn` library. Model parameters and other important information about the model are sent to the system using an API. Based on the information, the code translator translates the model into a series of match-action tables. The deployment plan optimizer uses the number of table entries, network topology, and the available resources within the network to generate the optimal strategy for deploying these tables. However, instead of (re)installing new tables and recompiling the switches, our proposed system achieves runtime programmability by updating the entries in predefined tables. Finally, inference requests can be sent by clients, using specially-formatted ACORN packets. Appendix A describe the format of a ACORN packet.

4 Model Representation and Translation

We currently support three types of models: decision trees, random forests (bagging-based forests), and support vector machines (SVMs).

4.1 Decision Trees

In decision trees, non-leaf nodes represent tests on the input data, branches represent outcomes of the tests, and the leaves represent class labels or predictions. Tree-based models are inherently easy to represent within programmable switches, as match-action tables (MATs) function on similar logic. For example, a non-leaf node can be thought of as a MAT, where the input data is the key, and the actions are the outcomes (branches). However, each decision tree may contain a large number of nodes, and mapping each node to a MAT will be unrealistic. Thus, it is crucial to design an efficient representation to enable the offloading of larger trees to the network.

Previous representations. Multiple previous works, including SwitchTree [41], pForest [13], IIsy [73], and LEO [35], have proposed different representations for decision trees. These representations are designed for single-device systems, and we could not simply adapt them to distributed systems due to their limitations. For instance, IIsy [73] seeks to decouple tree depths from pipeline stages by flattening the decision paths. However, its resource consumption can become unrealistic [35], which prohibits the deployment of models in some cases. For example, it requires more than 3×10^{11} TCAM entries to represent a decision tree trained on a reduced 10-feature Digits [38] dataset. LEO [35] solved this problem by dividing a decision tree into multiple sub-trees and performing multiplexing to save resources and improve pipeline

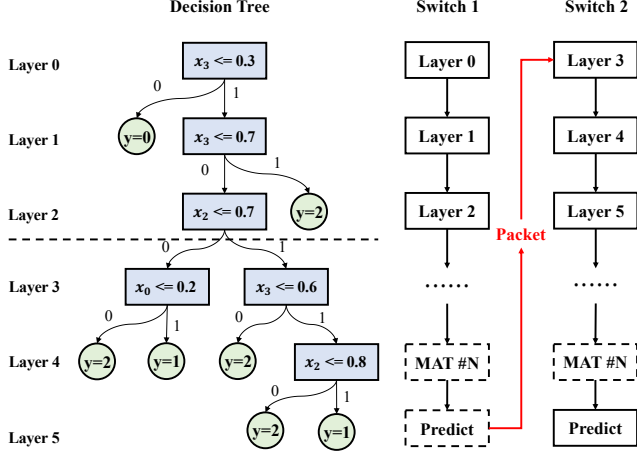


Figure 2: Distributing a decision tree (Iris dataset [25]).

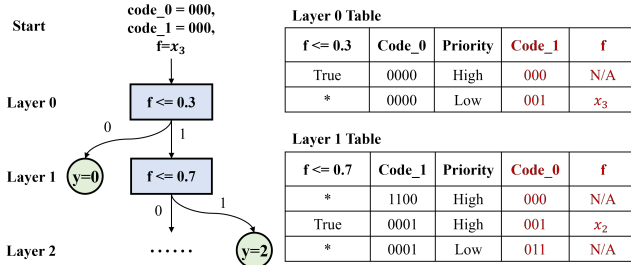


Figure 3: Encoding a decision tree in ACORN. On the tables, packet matches on the first three columns (black). Red columns are the actions.

stages usage. However, due to sub-tree multiplexing, multiple tables share the same stage, and the number of features that LEO supports is strictly limited to no more than 10 features with a sub-tree size of 3.

ACORN’s layer-based representation. To this end, we adopt a layer-based strategy to represent trees by mapping one layer of trees to a pipeline stage. As shown in Figure 2, layers 0, 1, and 2 are distributed to switch 1, while layers 3, 4, and 5 are installed at switch 2. At each layer, there is one MAT that matches on the pair of (Feature, PrevStatusCode) using ternary matching keys, where the Feature is the target feature to be tested. The PrevStatusCode is a 16 to 32 bits bitstring, in which each bit represent a decision from a previous layer. If a match is hit, the MAT will update the status code, embedded in the packet, to describe the action at each level, which is represented by a single bit—0 and 1 represent left and right, respectively. If a leaf node in the tree is reached before the packet traverses the entire pipeline, the packet passes through the remaining tables without triggering any actions, and the prediction table produces a label based on the status code.

Example. Figure 3 shows a detailed example. The switch first parses the packet and extracts three variables: code₀,

code₁, and f. Variables code₀ and code₁ are status codes, where code₀ is matched in even-numbered layers, and code₁ is used as one of the keys in odd-numbered layers. Variable f indicates the feature that is going to be tested. At layer 0, if x₃ satisfies the condition, the table updates code₁ to 0, indicating that the data point will reach the leaf node at layer 1; if not, code₁ will be updated to 1, meaning that more MATs need to be triggered to make the prediction. The entry priority is used to reduce the number of table entries, thereby minimizing on-device resource usage. At layer 1, the table first checks if the data has reached a leaf node before checking if the target feature satisfies the condition. The computation continues until it reaches the end of the switch pipeline.

Our representation has several prominent advantages over previous representations. First, our representation can support a larger number of features without using an excessive amount of SRAM/TCAM resources. Second, although our layered representation of tree models uses more pipeline stages, it can support trees with depths of 32 or more. For distributed systems like ACORN, we can compensate for this by using more devices in the network.

4.2 Random Forest

For multi-tree models, we focus on supporting random forest models similar to previous literature [12, 27, 51, 62]. A random forest contains multiple independent decision trees. During the inference process, each decision tree makes individual decisions, and an extra voting step combines all decisions and makes the final prediction. ACORN translates random forests based on this observation, by decomposing the inference procedure into multiple decision trees, which can be translated based on the methods discussed above, and defines a final prediction table that combines the outputs of all decision trees and outputs the final prediction. Different combining schemes, such as majority voting and weighted summation, can all be represented as voting. In this way, we only need to define one table to satisfy the needs of random forest models without increasing resource usage and program complexity.

4.3 Support Vector Machine

Support Vector Machines (SVM) divide the feature space using several hyperplanes and classify data by finding the optimal hyperplane that maximizes the distance between two classes in the feature space.

Previous representations. Previous work, such as IIsy [73], has proposed two ways of representing SVMs. The first way is to use one table per hyperplane, by matching the concatenation of all input features and returning the code of the hyperplane as the action. This method effectively reduces the complexity of the data plane program, but is strictly bounded by the width of the concatenation of all features. Yet, the number of concatenations could grow *exponentially* as the

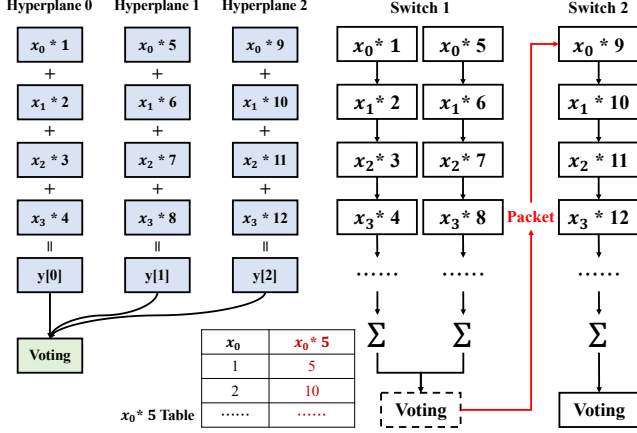


Figure 4: Encoding a support vector machine model.

number of features increases, eventually becoming too many for MATs to hold. For example, for an SVM with 4 features and 4 digit precision, the number of entries will be $(10^4)^4$, which is infeasible for most programmable data planes.

The second approach proposes using one table per feature, and each feature table outputs all intermediate multiplication results for this feature. For example, if an SVM model has 3 hyperplanes, the table for feature x_i will output $x_i * w_{0i}$, $x_i * w_{1i}$, and $x_i * w_{2i}$. These intermediates will be added using the native addition operator for the final prediction. Although this method greatly reduces the number of table entries, all intermediate results have to be carried in the packet to other devices, which creates extra overhead.

ACORN representation. ACORN uses a simplified design to represent SVMs. Since there could be multiple SVM pipelines in a switch, instead of using one table per feature, ACORN uses one table per multiplication to fully utilize the on-device resources. The hyperplane results are calculated using the native addition operator at the end of the pipeline. Since the final prediction only uses the sign of the hyperplane results, ACORN uses signed integers to store features and extracts the highest bits as the code for the hyperplanes. In each SVM pipeline, multiple multiplication tables can be placed in the same pipeline stage, improving parallelism and saving pipeline stages. **Example.** In Figure 4, the example SVM model is distributed across two switches; hyperplane 0 and 1 at switch 1 and hyperplane 2 at switch 2. The intermediate result from switch 1 is carried to switch 2 through packets, and switch 2 makes the final classification decision by votes.

5 Optimization

ACORN formulates a multi-objective optimization problem. In this section, we present the design of ACORN’s optimizer.

5.1 Assumption and Problem Definition

We assume that the underlying network comprises end-host machines and network devices. Our optimizer and ACORN support a heterogeneous network with a mix of programmable and non-programmable devices. Models can be deployed on programmable devices, whereas non-programmable devices only forward packets.

The total set of supported ML models is $M = \{m_i \mid i \in [N_M]\}$. The following definition applies to each type of supported model m . We define the network as an undirected graph $Network = (D, E)$, where $D = \{d_k \mid k \in [N_D]\}$ is the set of all devices on the network, and $E = \{e_{ij} \mid i, j \in [1, N_D] \cap \mathbb{Z}, i \neq j\}$ is the set of all links connecting these devices. Each device d_k has three properties: (1) Programmability, indicated by $d_k^p \in \{0, 1\}$. A value of 1 indicates that device d_k is loaded with an ACORN data plane; (2) The number of available stages D_s ; (3) The size of available space for table entries in stage i , table j is $d_k^s(i, j)$.

The target ML model is converted into a sequence of tables. Assume it requires T_s stages with T_m tables per stage. Each table $t_{i,j}$, where $i \in [T_s]$, $j \in [T_m]$ requires $t_{i,j}^e$ entries. Inference request packets start at the source device d_{src} , travel through the network while being processed, and arrive at the destination device d_{dst} . Devices d_{src} and d_{dst} can be the same device. The set of all N_P possible paths between d_{src} and d_{dst} can be represented by set $P = \{P_i \mid i \in [N_P]\}$. Each path is a sequence of devices $P_i = \{p_i^j \mid j \in [|P_i|], p_i^j \in D\}$, where $|P_i|$ is the length of path P_i .

There are four types of decision variables: (1) The deployment decision variable $X = (x_{ijk})_{T_s \times D_s \times N_D}$; (2) The device usage variables $Y = (y_i)_{1 \times N_D}$, where each $y_i \in \{0, 1\}$; (3) The path decision variable $Z = (z_i)_{1 \times N_P}$ to indicate which path is chosen; (4) The last stage deployment decision variable $C = (c_{ij})_{N_P \times N_D}$. These variables are used to indicate where the ML pipeline ends, as packet sizes are smaller after the ML computation ends. All of these decision variables are in the range of $[0, 1]$, and a value of 1 indicates a decision at its corresponding position.

5.2 Optimization Objectives

ACORN aims at optimizing three objectives when generating an optimal deployment plan: (1) minimize inference serving time, (2) minimize the number of data planes used, and (3) minimize the overhead imposed on network traffic.

Objective #1: Minimize per-packet request serving time.

The per-packet request serving time is the duration between when an inference request is sent and when the response arrives at the destination. The per-packet request serving time is the sum of total transmission delay \mathbb{J}_{trsm} (pushing a packet on the wire), total propagation delay \mathbb{J}_{prop} (packet propagating data planes), and total execution time \mathbb{J}_{exe} (running inference) on one or more data planes. The packet transmission time per

device or host is l_i^r and l_i^s for request and response packets, respectively. The propagation delay per hop is l_p . The total propagation delay \mathbb{J}_{prop} depends on the length of the routing path, or the number of hops. We define the execution time at each switch l_e , as it is a constant number across all devices. The per-packet inference serving time is calculated as

$$\begin{aligned}\mathbb{J}_L &= \mathbb{J}_{exe} + \mathbb{J}_{prop} + \mathbb{J}_{trsm} \\ &= \sum_{i=1}^{N_D} l_e \cdot y_i + \sum_{i=1}^{N_P} l_p \cdot z_i \cdot |P_i| \\ &\quad + \sum_{i=1}^{N_P} \sum_{j=1}^{N_D} (l_i^r \cdot pos(i, j) + l_i^s \cdot (|P_i| - pos(i, j))) \cdot c_{ij}\end{aligned}$$

where $pos(i, j)$ is the position of device d_j on path P_i . If d_j is not on P_i , $pos(i, j) = 0$.

Objective #2: Minimize the number of programmable data planes. The previous goal encourages the optimizer to use shorter paths, but a shorter path does not guarantee the minimum number of *programmable* data planes in use. Using fewer programmable devices reduces overall resource usage. The number of used data planes can be written: $\mathbb{J}_D = \sum_{i=1}^{N_D} y_i$.

Objective #3: Minimize network overhead. Performing in-network classification will inevitably create additional traffic and impose more overhead on the network. Even on the same path, different deployment strategies could result in different network overheads. ACORN considers this factor and tries to minimize the additional total number of bytes that must be added to a packet (e.g., features, intermediate results). Assume that the packet sizes for ACORN request and response packets are s_p^r and s_p^s bytes. We calculate the overhead objective as:

$$\mathbb{J}_O = \sum_{i=1}^{N_P} \sum_{j=1}^{N_D} (s_p^r \cdot pos(i, j) + (|P_i| - pos(i, j)) \cdot s_p^s) \cdot c_{ij}$$

Final optimization goal. The goal of the multi-objective optimization problem is to find a deployment strategy that jointly optimizes device usage, network overheads, and inference serving time at the same time. The global objective is:

$$\mathbb{J} = w_L \cdot \mathbb{J}_L + w_D \cdot \mathbb{J}_D + w_O \cdot \mathbb{J}_O, \quad w_L + w_D + w_O = 1$$

where $w_L, w_D, w_O \in \mathbb{R}^+$ are the weights of inference serving time, device usage, and network overheads, respectively. In our evaluation, we use an even distribution of weights (§ 7). However, the weights are user-defined parameters that users may configure to control the importance of each objective.

5.3 Constraints

We define five types of constraints in our optimizer to ensure that the final deployment plan is feasible. More details, including the formulas, are in Appendix B.

Integrity Constraints. (1) Every program stage will be deployed once and only once on the network. For SVM, an extra

Table Name	Matching Type	Arguments	Returns
dt_layer	ternary	feature, prev_status_code, priority	status_code
dt_predict	exact	status codes	dt classification result
multitree_voting	exact	all dt codes	voting result
svm_mul	exact	feature	product
svm_predict	exact	hyperplane codes	svm classification result

Table 1: Pre-defined set of tables for ML in ACORN.

constraint is needed to make sure all tables serving the same hyperplane will be placed on the same device. Moreover, (2) only one path must be chosen.

Guarantee constraints. If at least one stage is deployed on device d_i , the decision variable for d_i is set to 1. If at least one stage is deployed on any device on path p_i , the decision variable for p_i is set to 1.

Resource limitation. The number of stages deployed on one device should not exceed the maximum number of stages available on each device. The number of table entries for each table must not exceed the available spaces on the corresponding tables on the target stage.

Stage dependency. After distribution, the stages must be in the correct order. Suppose stage s_m is deployed on stage q of device p_i^n on an arbitrary path P_i . Then, the dependency constraint requires that all predecessor stages of s_m must be deployed before s_m , on devices $\{p_i^0, p_i^1, \dots, p_i^n\}$.

Position of the last stage. If a path p_i is not chosen, then the last stage should not be deployed on path p_i . If a device d_i is not chosen, then the last stage should not be deployed on that device. If the last stage is placed on device d_k and on path p_i , then the corresponding decision variable, c_{ij} , must be 1.

6 Runtime Programmability

ACORN achieves runtime programmability through carefully designed control plane and data plane programs.

6.1 Data Plane

In essence, ACORN trades *generality* for *optimized resource utilization*. By pre-defining specialized, ML-specific tables, ACORN achieves runtime programmability more effectively, supporting a large number of features and deeper tree structures. In particular, we define five types of tables. Table 1 shows the name, matching type, arguments, and the actions performed by these tables. DT_layer and DT_predict implement the inference procedure of decision trees, and Multitree_voting performs the final classification step if the model is a multi-tree model. For SVM models, SVM_mul tables holds precomputed multiplication results and SVM_predict makes predictions.

Figure 5 shows ACORN’s data plane program design. The data plane program can perform pure forwarding/routing or ML inference before forwarding packets using its parser to

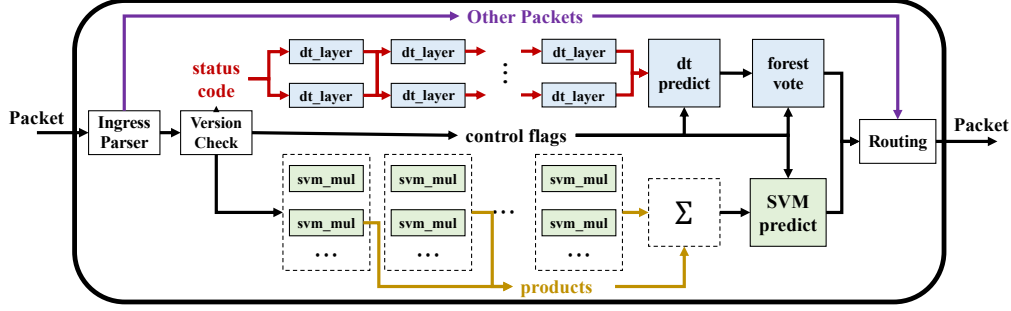


Figure 5: The data plane design of ACORN.

identify different types of packets. The tables for ML processing are organized into two pipelines across multiple stages. Each pipeline is dedicated to processing a type of ML model, and at each stage, the tables associated with the same pipeline are grouped into blocks. Tables in the same block are independent and do not rely on each other's outputs. Blocks from different pipelines can be placed at the same stage, and they share the on-device resources such as TCAM and SRAM. For example, at stage 1 in Figure 5, there is one **Tree Block** from the tree pipeline and one **SVM Block** from the SVM pipeline.

Currently, there are two types of pipelines: tree pipelines and SVM pipelines. Tree pipelines are made up of **DT_layer**, **DT_predict**, and **Multitree_voting** tables. At each stage, two **DT_layer** tables are grouped into a block. Each table accepts status codes from the previous layer as part of the keys, and updates new status codes for the next layers. For SVM pipelines, multiple **SVM_mul** can be grouped into one block and placed at the same stage. These tables perform multiplications and store products into local variables, which are summed and used for predictions.

This data plane design conveys many benefits. First, **DT_layer** tables mostly use TCAMs for ternary matching while **SVM_mul** tables only use SRAMs. Placing them at the same stage maximizes the usage of on-device resources and saves pipeline stages for other tasks. Second, for each pipeline, placing multiple tables at one stage effectively increases the number of input features supported by ACORN at each switch, and thus the entire system. Third, tables are organized in a clear layered structure, making it easy to distribute, offload, and manage ML models on the data plane.

6.2 Control Plane

When a new task is submitted to ACORN, the control plane program sends control packets to all switches to the network to acquire resource usage information. For example, ACORN's control plane estimates memory usage by acquiring the number of table entries installed on each switch, and stores this information locally for future use. Once the distribution plan and the table entries are generated, the control plane program updates table entries, and then informs the

client that the network is ready to receive request packets.

7 Implementation and Evaluation

In this section, we briefly describe our implementation, then present our experiment setup and evaluation results.

7.1 Implementation

The control plane program is implemented with Python 3.13.7, comprising approximately 1200 lines of code. The ILP solver is implemented using the *milp* function in the Python *SciPy 1.10.1* package. ACORN data plane program is implemented in P4_16 with about 3000 lines of code. To communicate with the switches during runtime, we utilize the P4Runtime's *gRPC* module. ACORN currently supports TNA and T2NA architecture. However, ACORN implementation is intentionally match-action table-centric, making it generic to any architecture or target. We discuss this more in Section 9.

7.2 Experiment Setup

Benchmarks. We compare ACORN with state-of-the-art in-network ML systems: SwitchTree [41], LEO [35], and DINC [72]. We excluded previous in-network ML systems that only support a single use case with hardcoded features since a fair comparison with various workloads is impossible with such systems (*e.g.*, [2, 3, 62, 79]).

- **SwitchTree [41]** is one of the first attempts that embeds random forest models into the P4 data plane. Although SwitchTree uses flow-level features extracted from the data plane to perform only traffic analysis, it has been used as a benchmark in other works [35], and the data plane design can be easily modified to support general use cases. Hence, we use it as one of the benchmark systems. We built a P4 program for SwitchTree by modifying its publicly available code [52].
- **LEO [35]** is a single-switch system that enables in-network ML traffic classification for decision tree models at line rate by proposing a new online model for

Task	Work	Dataset	Model
IDS	MultiTree [27]	NSL-KDD [59]	DT ①
	Jewel [2]	UNSW-IoT [55]	SVM ②
TC	LEO [35]	CIC-IDS2017 [50]	RF ③
		UNSW-NB15 [45]	DT ④
	Mousika [62]	ISCXVPN16 [24]	DT ⑤
	Planter [74]	CIC-IDS2017 [50]	RF ⑥
VQI	VCAML [51]	VCAML (Webex) [51]	SVM ⑦
	Planter [74]	Iris [25]	RF ⑧
GML	Image Classification	Handwritten Digits [38]	SVM ⑨
		MNIST [22]	RF ⑩
	Tabular Classification	SATDAP [48]	DT ⑪
			DT ⑫

Table 2: Machine learning workloads used in the evaluation.

decision trees, which claims to be more efficient and capable than IIsy [73] and SwitchTree [41]. We used the code generator in LEO’s GitHub repository [34] and generated a data plane program that supports the largest number of features, and used that in our experiments.

- **DINC [72]** is a distributed in-network computing system that distributes workloads to the network and performs packet-level inference. DINC uses Planter [74, 75], which is built upon IIsy [73], to represent ML models and optimizes for a distribution plan using an ILP solver. We implement the control plane logic, including the planner, of DINC using the source code available on GitHub [76]. We implemented the data plane code referring to the available code for Planter [71].

12 machine learning workloads. We evaluated our system using a variety of workloads based on works from different application domains, including intrusion detection systems (IDS), traffic classification (TC), video quality inference (VQI), and general machine learning (GML). Table 2 shows the list of works, datasets, and the model type. We followed the data preprocessing steps in these works and built models that mimic the results posted in each paper. For datasets that are still beyond the capability of our current system, we used recursive feature elimination (RFE) [31] to reduce the number of features to the number listed in Table 2. More details about the workloads are in Appendix C.1.

Note: During our experiments, We found that ACORN’s SVM operation was not summing integers correctly. Through our interaction with Intel, it has been confirmed that this is due to a *compiler bug*, and it is not an implementation issue. Thus, we had to use a reduced pipeline for SVMs that supports only up to 8 features. To compensate for this, we wrote a simulator that simulates the correct computation process of our SVM pipeline, which supports 46 features. The results are reported

Model type	SwitchTree	LEO	DINC	ACORN
DT	16	10	40	46
RF	N/A	N/A	20	46
SVM	N/A	N/A	8	8

Table 3: The maximum number of features for per model type supported by each evaluated system.

in a separate column in Table 5. Details about the simulator are mentioned in Appendix C.2.

Physical testbed. Our testbed has two Tofino 2 100G switches and two HPE ProLiant DL385 Gen11 servers. We use one server as the source machine, and the other server as the destination machine. For experiments that require more than two switches, we utilize four separate pipelines in each switch, making packets travel between up to eight pipelines.

7.3 Classification Results

We first report on the classification performance of ACORN and the benchmark systems in ML workloads. We evaluate the performance using the following metrics: (1) accuracy (Acc), or the accuracy of classifications; (2) f1 score (Macro-F1), or the macro F1 score of classifications; (3) Cohen’s Kappa (K) [20], to describe the level of agreement between the predictions of in-network systems and the server-based system. Cohen’s Kappa metric assesses the inter-rater reliability for qualitative (categorical) items. Unlike simple percent agreement, it adjusts for chance agreement, making it a more robust measure—particularly in the presence of class imbalance. We also reported the number of features used in each setup, as the same setup does not apply to all systems.

Result. We present the results for tree-based models in Table 4. For most workloads, ACORN achieves better accuracy and macro-F1 scores compared to other benchmark systems, which is the benefit of supporting more features. The Cohen’s Kappa scores indicate that for most workloads, the impact of imprecision caused by model translation is minimal, and the prediction results are trustworthy. There are some cases where benchmark systems achieve better performance than ACORN. For example, for workload ⑫, SwitchTree achieves the best result with 16 features, better than DINC with 36 features and ACORN with 24 features. These cases indicate that more features do not guarantee better performance. However, note that ACORN can also deploy the best model with less features for each task in the table, demonstrating its high expressiveness.

Analysis. DINC [72] uses Planter [74] to represent ML models by mapping features to encoded ranges and makes decisions by listing all possible combinations of feature codes. The increase in the number of features and the tree depth eventually results in a factorial-like growth of entries in the decision table, making the model unable to deploy. DINC

compensates for that by using more devices. In each device, DINC minimizes packet size by micro-managing the bits and packing multiple variables into one field. However, these operations on bits consume a lot of ALUs and are toxic to the P4 compiler, which easily leads to compiler errors. Thus, in datasets with multiple small classes, for example, UNSW-IoT and MNIST, this forces models to underfit, causing low accuracy and K values.

We also measure the performance for SVMs and list the results in Table 5. For all workloads, both DINC and ACORN achieve similar and close to CPU results. In terms of accuracy and Cohen’s Kappa metric, both systems are on the same level. Our simulator uses more features to reflect the performance of our original design. Results show that our original SVM pipeline design makes predictions that align with CPU results, but using more features do not always mean better accuracy.

7.4 Request serving latency

Request serving latency is the total delay between when a request is sent and the result is received. As in Section 5, this includes the transmission delay, propagation delay, and execution time. We measured the per-packet request serving time to evaluate the speed and stability of ACORN comparing ACORN with a server-based system. We collect two timestamps at a single host: TX and RX timestamps. We use the same host machine for sending the request and receiving the result to use the same clock without time synchronization issues. The request serving time is $t_s = RX - TX$.

For server-based solution, we fix the number of hops to six, assuming the request client machine is in one rack and the server, where the ML model runs, is in another rack, thus two machines are connected through two top-of-rack switches. For ACORN, the number of hops varies, influenced by the ML model size and workload. The final number of hops is determined by ACORN’s deployment optimizer.

Figure 6 shows our result. In general, ACORN serves requests faster than server-based systems by 65–90%. For most workloads, requests are served within 0.12 ms on ACORN in consistent intervals, with very few outlier cases. On servers, we notice that the request serving time is affected by the model type. For decision tree models and SVMs, the majority of requests can be completed in 0.3 milliseconds. However, for random forest models, the request serving time doubles.

Since the total latency is a combination of different factor, we break it down by function. We define *prediction latency* as the latency incurred purely on running an inference task on data planes or a server, while *travel latency* is for the rest, which is dominated by transmission and propagation delay in the network. Figure 7 shows, on average, how ACORN and server-based approach compare. ACORN provides a speedup of 98x in *prediction latency*. Although servers are equipped with powerful processing units, we still notice that in most cases, the delay is caused by making ML predictions on the

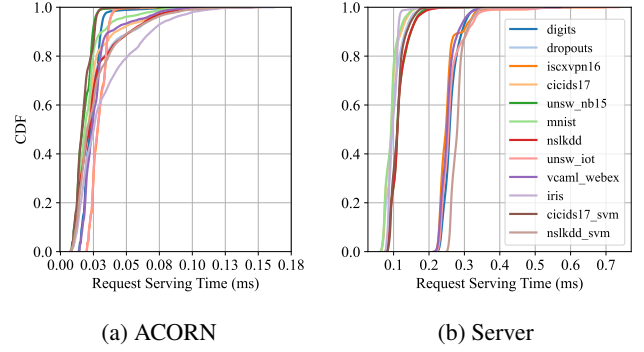


Figure 6: Serving time for the workloads: ACORN vs. server

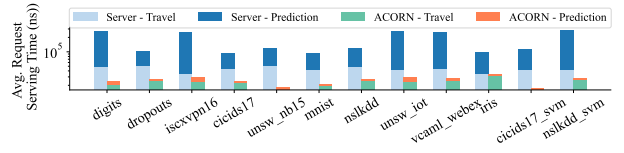


Figure 7: Average request serving time in logscale.

server. ACORN also provides an opportunity to shorten the *traveling latency* since a packet does not have to visit another server’s host network stack, which may add significant latency [1, 15, 61]. For server-based approach, running the ML model in a server closer to the client machine or even on the same machine may eliminate the *traveling latency*. Yet, even without the *traveling latency* in the server-based approach, ACORN demonstrates shorter overall latency.

7.5 Optimization

To measure ACORN optimizer’s performance and how it scales, we evaluate the optimizer on four simulated datacenter topologies with varying sizes: K-ary Fat-Tree [4], DCell [30], BCube [29], and Jellyfish [53]. In Table 6, for Fat-Tree, k is the number of pods; for DCells, n and k are the number of sub-cells and the number of layers; n and k in BCubes represent the number of ports in each switch, and the number of levels; Jellyfish topologies are defined by n , the number of switches and d , the degree of each node. The source and destination nodes are two different servers in the same network. We selected the parameters so that there are a similar number of switches in the network across different topologies. We use respective routing rules and paths for each type of topology.

We present the results in Figure 8. For all cases, our optimizer solves the problems within 10 seconds. We observe that for Fat-tree and Jellyfish topologies, the optimization time remains steady regardless of the topology scale or the program size. For BCube and DCell, the optimization time increases as the program size increases, because the number of decision

Workload	SwitchTree				LEO				DINC				ACORN			
	Acc	Macro-F1	K	Feat	Acc	Macro-F1	K	Feat	Acc	Macro-F1	K	Feat	Acc	Macro-F1	K	Feat
①	0.810	0.810	0.822	16	0.808	0.807	0.999	10	0.859	0.852	0.795	32	0.823	0.823	1.0	46
③	N/A	N/A	N/A	N/A	N/A	N/A	N/A	N/A	0.330	0.190	0.293	20	0.841	0.842	0.923	24
④	0.994	0.994	0.989	16	0.999	0.999	0.999	10	0.997	0.997	0.995	40	0.999	0.999	0.999	46
⑤	0.829	0.823	0.996	16	0.852	0.849	0.999	10	0.790	0.778	0.754	32	0.871	0.869	0.993	26
⑥	N/A	N/A	N/A	N/A	N/A	N/A	N/A	N/A	0.749	0.416	0.525	20	0.897	0.709	0.994	16
⑧	N/A	N/A	N/A	N/A	N/A	N/A	N/A	N/A	0.997	0.906	0.812	14	0.999	0.970	1.0	14
⑩	N/A	N/A	N/A	N/A	N/A	N/A	N/A	N/A	0.711	0.686	0.657	20	0.886	0.887	1.0	38
⑪	0.649	0.639	0.764	16	0.686	0.679	0.999	10	0.593	0.589	0.546	32	0.823	0.821	0.999	46
⑫	0.767	0.704	0.897	16	0.716	0.638	1.0	10	0.749	0.653	0.567	36	0.707	0.657	1.0	24

Table 4: Tree-based model workloads on ACORN vs. benchmarks.

Workload	DINC				ACORN (Simulator)				ACORN			
	Acc	W-F1	K	Feat	Acc	W-F1	K	Feat	Acc	W-F1	K	Feat
②	0.751	0.750	0.804	8	0.749	0.748	0.999	46	0.798	0.798	0.999	5
⑦	0.997	0.997	0.994	8	0.999	0.999	1.0	46	0.999	0.999	0.999	8
⑨	0.97	0.97	1.0	4	0.933	0.933	1.0	4	0.933	0.933	1.0	4

Table 5: SVM workloads on ACORN vs. benchmarks.

	Fat-Tree (k)	DCell (n, k)	BCube (n, k)	Jellyfish (n, d)
Setup 1	12	(3, 2)	(5, 2)	(80, 3)
Setup 2	16	(4, 2)	(7, 2)	(125, 4)
Setup 3	20	(5, 2)	(8, 2)	(170, 3)

Table 6: Information about the used topology.

variables $x_{i,j,k}$ increases as the program size increases. However, the size of the graph does not affect the optimization time. Our parallelization optimization strategy decomposes the problem into sub-problems. Each subproblem only considers the devices on the path, which is a relatively small number. For example, Jellyfish(125, 4) increases the problem size by a multiplier of 45 compared to Jellyfish(80, 3). Yet, each sub-problem for Jellyfish(125, 4) only increases the problem size by a multiplier of 2. This increase is small for the optimizer, having negligible effect.

7.6 ACORN Resource Usage and Overhead

We measure ACORN’s resource usage and how much overhead it incurs when running on a network.

Static resource overhead. We measure the static resource usage on the data plane by analyzing the compilation log and conducting an ablation study for each component of the data plane program. We use an Intel Tofino 1 switch as a reference¹. Table 7 shows the resource usage in percentages. In general, ACORN’s data plane imposes little static overhead

¹The ratio is smaller for a Tofino 2 switch, which has more resources.

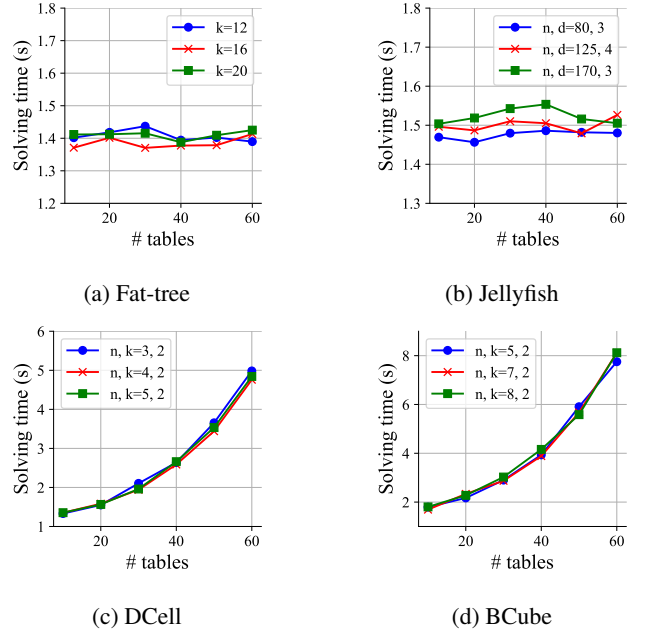


Figure 8: Solving time of optimizer for network topologies.

on network devices. For Packet Header Vector (PHV), PHV words store packet and metadata fields, and the relatively moderate usage of PHVs is inevitable, as the features are stored and transmitted in packet headers. The maximum usage of PHV for the basic program and all DT_layer tables is 20% of the total PHVs, which is acceptable. Very Long Instruction Words (VLIWs) are needed to perform actions on packet header fields and local variables. Each pair of DT_layer tables contain actions for all 46 features, and actions to modify local variables that store status codes and feature values. Thus, the VLIWs usage is also relatively high. Reducing the number of supported features in the data plane reduces the VLIW usage.

Pipeline stage usage. We first study whether supporting tree-based models with more features would require more pipeline

Component	PHV	Exact Match Xbar	Ternary Match Xbar	Hash Bits	SRAM	TCAM	VLIW
Base program	7.86	0.58	0	0.42	0.31	0	2.6
DT_layer (2)	12.14 (total)	0	1.52	0	0.21	2.08	6.5
DT_predict	0.4	1.04	0	0.8	1.25	0	0.5
Multitree_voting	0	0.2	0	1.2	0.41	0	0.26
SVM_mul	0.17	0.13	0	0.8	0.41	0	0.13
SVM_predict	1.07	0.13	0	0.2	0.11	0	0.52

Table 7: Resources usage (in %) of ACORN data plane.

Workload	Features								
	5	10	15	20	25	30	35	40	45
CICIDS17	14	12	12	12	12	12	12	12	12
Digits	16.5	14.5	14.5	13.25	13.75	13.25	13.5	13.25	13.5
Dropouts	24	21	21	22	23	25	25	N/A	N/A
ISCXVPN16	17.25	19.75	17.75	16.75	N/A	N/A	N/A	N/A	N/A
MNIST	33	30	26	26	28	26	24	25	30
NSL-KDD	21	25	23	21	23	22	24	21	24
UNSW_IoT	35	37.75	39.5	38.25	36.75	38	N/A	N/A	N/A
UNSW_NB15	50	42	46	43	52	52	54	52	55
VCAML_Webex	7.25	8.5	7.25	N/A	N/A	N/A	N/A	N/A	N/A

Table 8: Pipeline stage usage of ACORN.

stages. We do not study SVM models as they are not sensitive to stages. Table 8 presents the usage of pipeline stages for each workload with respect to different numbers of features. For random forest models, we present the average stage usage over all trees in the model. We do not observe an obvious increasing trend in pipeline stage usage for any workload, which means supporting more features does not require more stages as a trade-off. Compared to 5-feature cases, some 45-feature cases require an extra 1–5 stages, which is an increase of 4–14% compared to a 9x increase in feature numbers. In some cases, such as CICIDS17, Digits, ISCXVPN16, and MNIST, we even see fewer stages used for 45-feature cases. Further investigation revealed that when some features are missing, the model has to use more layers to split the data samples, resulting in fewer features using more pipeline stages.

SRAM and TCAM usage. To study the memory efficiency of ACORN, we vary the number of features and translate our workloads into table entries using ACORN and the benchmark systems. We measure the number of entries for SRAM and TCAM as the metric. Figure 9 shows our result. In all four workloads, DINC produces the fewest TCAM entries, followed by ACORN and LEO. Unlike ACORN and LEO, which use ternary matching to match on features at each stage, DINC uses TCAMs to match features to codes in one shot, which naturally uses fewer TCAM entries. ACORN still shows resource efficiency by using 2–3x fewer TCAM entries than LEO. We also observe an interesting trend that as the number of features increases, the TCAM usage of ACORN decreases in all four cases. As we mentioned above, with less features, tree models must use more layers and, as a result, more nodes to fit the datasets. The number of nodes is directly

related to the number of TCAM entries for ACORN. This shows that supporting more features may also introduce resource benefits. LEO also demonstrates this feature. However, in LEO, each table matches three inputs, and the combination of inputs increases the entry usage and offsets the benefits (Figure 9d).

ACORN also requires fewer SRAM entries than SwitchTree and DINC. SwitchTree uses direct table lookups at each layer. Its SRAM usage is related to the precision of the inputs and the total number of nodes in the tree. DINC’s decision table employs pure exact matching, and as our analysis in §7.3, the number of entries in the decision table increases factorially and rapidly reaches computationally infeasible numbers. Meanwhile, the number of SRAM entries in ACORN is decided by the number of leaf nodes in the trees.

Network overhead. In contrast to a run-to-completion (RTC) model, TNA and TNA2 architecture follows a pipeline model—if the program fits, packet processing happens at line rate. Yet, adding complex packet processing logic to the data plane still marginally impacts the packet processing rate. To measure how much latency ACORN would add when compared to a simple switching program, we generate a packet stream using `tcpreplay` with DPDK to constantly send jumbo frames with ACORN headers to the network to fill up the 10Gbps link. With different data plane programs loaded, we measure the latency and throughput to capture the impact and overhead of using ACORN.

The average latency and goodputs are reported in Figure 10. Compared to the statistics of pure switching for arbitrary traffic, ACORN only imposes an extra latency of 2.7–3.3% to the data plane. ACORN also achieves near-line rate throughput for all workloads, with an impact of about 5%. The result also shows consistent latency and throughput, demonstrating ACORN’s steady performance. We do not expect much of a difference with a higher bandwidth or sending rate.

8 Related Works

In-network classification. Most in-network classification works focus on traffic analysis. They extract features from packet metadata either at flow-level [3, 13, 41, 62, 69], or at both packet and flow levels [2, 79]. Other works, such as IIsy [63, 73], Planter [74, 75], and LEO [35], can perform general ML classification tasks. However, they are not capable of running large ML workloads with more than 40 features.

Neural networks. Several works successfully offload neural networks, such as binary neural networks [49, 54, 74] and deep neural networks [47, 66, 70]. However, the size of DNN models are inherently limited by the data plane’s capability. To address this, several works leverage external hardware (*e.g.*, FPGAs [58], photonic SmartNIC [78]). Our work focuses on utilizing commodity line-rate P4-programmable data planes.

Distributed in-network computing. Researchers have been

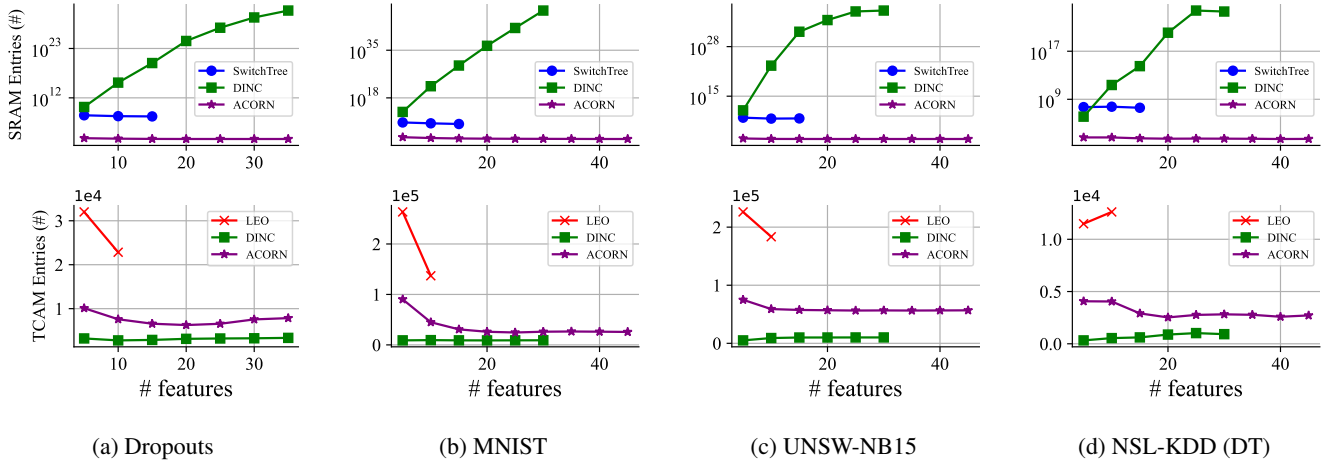


Figure 9: TCAM and SRAM usage of benchmark systems for tree models.

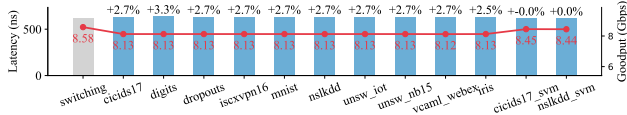


Figure 10: Latency and throughput overhead of ACORN.

exploring approaches that allow programs to be deployed on multiple switches. Current distributed in-network computing systems involve transforming data plane programs into sub-pieces in the form of intermediate representations (e.g., SPEED [17], Lyra [26], Hermes [18], ClickINC [65]), sub-programs (e.g., FlightPlan [57], DINC [72]), or sub-models (e.g., DUNE [14]), and then distributing them to the network based on plans generated by an optimizer. Among these systems, only DINC [72] and DUNE [14] support ML programs, but neither supports runtime programmability, and only applies to a small set of applications and datasets. [7] proposes a runtime-programmable in-network ML system, but does not provide any detailed design, implementation, or evaluation.

Runtime-configurable switches. Our work achieves runtime programmability by dynamically managing on-device resources. Previous systems adopting similar idea either focus on specific tasks [77, 80], or achieve runtime programmability for general tasks by using custom primitives to describe programs [21, 39, 67] and compile these programs to P4 using customized compilers. However, no previous effort were made to leverage these systems for in-network classification tasks, and they are not suitable for specific tasks such as ML.

9 Discussion and Limitations

Hardware portability. Due to hardware availability, we only evaluated ACORN on the Tofino architecture. However, our system relies solely on match-action tables, and does not rely

on registers, or any Tofino-specific features such as packet circulation and packet mirroring. We expect that our system could be deployed on any other programmable data planes that support P4 and match-action tables (e.g., Xsight Labs [64], Cisco Silicon One [19], AMD Pensando [6], NVIDIA BlueField [46], Silicom ThunderFjord [60], Intel IPU [33]).

Multi-tenancy and user isolation. ACORN supports multi-tenancy and user isolation because the data plane matches the tuple of (model_id, version_id) to distinguish between model types and different instances of the same model type. While we leave empirical evaluation for future work, our optimizer can already compute deployment plans under multi-tenant constraints. Despite the capability, we leave the experiments and evaluation for future work.

Handling network failures and formal verification. In this paper, we assumed that the network is absolutely reliable without any network failures, including link and switch failures, as well as packet loss. We recognize that this is an ideal assumption. Moreover, exploring fault tolerance and formal verification for in-network ML inference remains an open research direction. We leave this as future work.

Support for more model types. Previous systems, such as DINC [72], support more models, such as XgBoost [16] and isolation forest [42]. However, they are not runtime-programmable, thus have more flexibility. Supporting these models requires adding new runtime programmable tables to our data plane program. We leave this for future work.

10 Conclusion

In this paper, we introduce ACORN, an end-to-end system that allows application developers to deploy ML models across programmable data planes in a fully automated way. Our extensive evaluation shows that ACORN is practical compared to existing state-of-the-art systems. We will make our

data plane program, translator, optimizer, and scripts publicly available.

References

- [1] Saksham Agarwal, Arvind Krishnamurthy, and Rachit Agarwal. Host Congestion Control. In *ACM SIGCOMM*, pages 275–287, 2023.
- [2] Aristide Tanyi-Jong Akem, Beyza Bütün, Michele Gucciardo, and Marco Fiore. Jewel: Resource-efficient joint packet and flow level inference in programmable switches. In *IEEE INFOCOM 2024-IEEE Conference on Computer Communications*, pages 1631–1640. IEEE, 2024.
- [3] Aristide Tanyi-Jong Akem, Michele Gucciardo, and Marco Fiore. Flowrest: Practical flow-level inference in programmable switches with random forests. In *IEEE INFOCOM 2023-IEEE Conference on Computer Communications*, pages 1–10. IEEE, 2023.
- [4] Mohammad Al-Fares, Alexander Loukissas, and Amin Vahdat. A scalable, commodity data center network architecture. *ACM SIGCOMM computer communication review*, 38(4):63–74, 2008.
- [5] Abdullah Alsaedi, Nour Moustafa, Zahir Tari, Abdun Mahmood, and Adnan Anwar. Ton_iot telemetry dataset: A new generation dataset of iot and iiot for data-driven intrusion detection systems. *Ieee Access*, 8:165130–165150, 2020.
- [6] AMD Pensando DPU Technology. <https://www.amd.com/en/products/data-processing-units/pensando.html>, 2021.
- [7] Anonymous. Anonymous citation. In *Redacted Workshop*.
- [8] Antonin Bas. Leveraging stratum and tofino fast refresh for software upgrades. https://opennetworking.org/wp-content/uploads/2018/12/Tofino_Fast_Refresh.pdf, 2018.
- [9] Ran Ben Basat, Sivaramakrishnan Ramanathan, Yuliang Li, Gianni Antichi, Minian Yu, and Michael Mitzenmacher. Pint: Probabilistic in-band network telemetry. In *Proceedings of the Annual conference of the ACM Special Interest Group on Data Communication on the applications, technologies, architectures, and protocols for computer communication*, pages 662–680, 2020.
- [10] Pat Bosshart, Dan Daly, Glen Gibb, Martin Izzard, Nick McKeown, Jennifer Rexford, Cole Schlesinger, Dan Talayco, Amin Vahdat, George Varghese, et al. P4: Programming protocol-independent packet processors. *ACM SIGCOMM Computer Communication Review*, 44(3):87–95, 2014.
- [11] Pat Bosshart, Glen Gibb, Hun-Seok Kim, George Varghese, Nick McKeown, Martin Izzard, Fernando Mujica, and Mark Horowitz. Forwarding metamorphosis: Fast programmable match-action processing in hardware for sdn. *ACM SIGCOMM Computer Communication Review*, 43(4):99–110, 2013.
- [12] Francesco Bronzino, Paul Schmitt, Sara Ayoubi, Guilherme Martins, Renata Teixeira, and Nick Feamster. Inferring streaming video quality from encrypted traffic: Practical models and deployment experience. *Proceedings of the ACM on Measurement and Analysis of Computing Systems*, 3(3):1–25, 2019.
- [13] Coralie Busse-Grawitz, Roland Meier, Alexander Diettmüller, Tobias Bühler, and Laurent Vanbever. pforest: In-network inference with random forests. *arXiv preprint arXiv:1909.05680*, 2019.
- [14] Beyza Bütün, David De Andres Hernandez, Michele Gucciardo, and Marco Fiore. Dune: Distributed inference in the user plane. In *IEEE INFOCOM 2025-IEEE Conference on Computer Communications*, pages 1–10. IEEE, 2025.
- [15] Qizhe Cai, Shubham Chaudhary, Midhul Vuppalapati, Jaehyun Hwang, and Rachit Agarwal. Understanding Host Network Stack Overheads. In *ACM SIGCOMM*, pages 65–77, 2021.
- [16] Tianqi Chen and Carlos Guestrin. Xgboost: A scalable tree boosting system. In *Proceedings of the 22nd acm sigkdd international conference on knowledge discovery and data mining*, pages 785–794, 2016.
- [17] Xiang Chen, Hongyan Liu, Qun Huang, Peiqiao Wang, Dong Zhang, Haifeng Zhou, and Chunming Wu. Speed: Resource-efficient and high-performance deployment for data plane programs. In *2020 IEEE 28th International Conference on Network Protocols (ICNP)*, pages 1–12. IEEE, 2020.
- [18] Xiang Chen, Hongyan Liu, Qingjiang Xiao, Kaiwei Guo, Tingxin Sun, Xiang Ling, Xuan Liu, Qun Huang, Dong Zhang, Haifeng Zhou, et al. Toward low-overhead inter-switch coordination in network-wide data plane program deployment. In *2022 IEEE 42nd International Conference on Distributed Computing Systems (ICDCS)*, pages 370–380. IEEE, 2022.
- [19] Cisco Silicon One. <https://www.cisco.com/site/us/en/products/networking/silicon-one/index.html>, 2021.

- [20] Jacob Cohen. A Coefficient of Agreement for Nominal Scales. *Educational and Psychological Measurement*, 20(1):37–46, 1960.
- [21] Rajdeep Das and Alex C Snoeren. Memory management in activermt: Towards runtime-programmable switches. In *Proceedings of the ACM SIGCOMM 2023 Conference*, pages 1043–1059, 2023.
- [22] Li Deng. The mnist database of handwritten digit images for machine learning research [best of the web]. *IEEE signal processing magazine*, 29(6):141–142, 2012.
- [23] Yutao Dong, Qing Li, Kaidong Wu, Ruoyu Li, Dan Zhao, Gareth Tyson, Junkun Peng, Yong Jiang, Shutao Xia, and Mingwei Xu. {HorusEye}: A realtime {IoT} malicious traffic detection framework using programmable switches. In *32nd USENIX Security Symposium (USENIX Security 23)*, pages 571–588, 2023.
- [24] Gerard Draper-Gil, Arash Habibi Lashkari, Mohammad Saiful Islam Mamun, and Ali A Ghorbani. Characterization of encrypted and vpn traffic using time-related. In *Proceedings of the 2nd international conference on information systems security and privacy (ICISSP)*, pages 407–414, 2016.
- [25] R. A. Fisher. Iris. UCI Machine Learning Repository, 1936. DOI: <https://doi.org/10.24432/C56C76>.
- [26] Jiaqi Gao, Ennan Zhai, Hongqiang Harry Liu, Rui Miao, Yu Zhou, Bingchuan Tian, Chen Sun, Dennis Cai, Ming Zhang, and Minlan Yu. Lyra: A cross-platform language and compiler for data plane programming on heterogeneous asics. In *Proceedings of the Annual conference of the ACM Special Interest Group on Data Communication on the applications, technologies, architectures, and protocols for computer communication*, pages 435–450, 2020.
- [27] Xianwei Gao, Chun Shan, Changzhen Hu, Zequn Niu, and Zhen Liu. An adaptive ensemble machine learning model for intrusion detection. *Ieee Access*, 7:82512–82521, 2019.
- [28] Mojgan Ghasemi, Theophilus Benson, and Jennifer Rexford. Dapper: Data plane performance diagnosis of tcp. In *Proceedings of the Symposium on SDN Research*, pages 61–74, 2017.
- [29] Chuanxiong Guo, Guohan Lu, Dan Li, Haitao Wu, Xuan Zhang, Yunfeng Shi, Chen Tian, Yongguang Zhang, and Songwu Lu. Bcube: a high performance, server-centric network architecture for modular data centers. In *Proceedings of the ACM SIGCOMM 2009 conference on Data communication*, pages 63–74, 2009.
- [30] Chuanxiong Guo, Haitao Wu, Kun Tan, Lei Shi, Yongguang Zhang, and Songwu Lu. Dcell: a scalable and fault-tolerant network structure for data centers. In *Proceedings of the ACM SIGCOMM 2008 conference on Data communication*, pages 75–86, 2008.
- [31] Isabelle Guyon, Jason Weston, Stephen Barnhill, and Vladimir Vapnik. Gene selection for cancer classification using support vector machines. *Machine learning*, 46(1):389–422, 2002.
- [32] Intel. Intel tofino series, 2024.
- [33] Intel Programmable Infrastructure Processing Unit (IPU). <https://www.intel.com/content/www/us/en/products/details/network-io/ipu.html>, 2021.
- [34] Syed Usman Jafri. Code for "leo: Online ml-based traffic classification at multi-terabit line rate". <https://github.com/Purdue-ISL/Leo>, 2024.
- [35] Syed Usman Jafri, Sanjay Rao, Vishal Shrivastav, and Mohit Tawarmalani. Leo: Online {ML-based} traffic classification at {Multi-Terabit} line rate. In *21st USENIX Symposium on Networked Systems Design and Implementation (NSDI 24)*, pages 1573–1591, 2024.
- [36] Xin Jin, Xiaozhou Li, Haoyu Zhang, Nate Foster, Jeongkeun Lee, Robert Soulé, Changhoon Kim, and Ion Stoica. {NetChain}:{Scale-Free}{Sub-RTT} coordination. In *15th USENIX Symposium on Networked Systems Design and Implementation (NSDI 18)*, pages 35–49, 2018.
- [37] Xin Jin, Xiaozhou Li, Haoyu Zhang, Robert Soulé, Jeongkeun Lee, Nate Foster, Changhoon Kim, and Ion Stoica. Nocache: Balancing key-value stores with fast in-network caching. In *Proceedings of the 26th symposium on operating systems principles*, pages 121–136, 2017.
- [38] C Kaynak. Methods of combining multiple classifiers and their applications to handwritten digit recognition. *Unpublished master's thesis, Bogazici University*, 1995.
- [39] Sajy Khashab, Alon Rashelbach, and Mark Silberstein. Multitenant in-network acceleration with switchvm. In *21st USENIX Symposium on Networked Systems Design and Implementation (NSDI 24)*, pages 691–708, 2024.
- [40] Daehyeok Kim, Zaoxing Liu, Yibo Zhu, Changhoon Kim, Jeongkeun Lee, Vyas Sekar, and Srinivasan Seshan. Tea: Enabling State-intensive Network Functions on Programmable Switches. In *ACM SIGCOMM*, pages 90–106, 2020.

- [41] Jong-Hyoun Lee and Kamal Singh. Switchtree: in-network computing and traffic analyses with random forests. *Neural Computing and Applications*, pages 1–12, 2020.
- [42] Fei Tony Liu, Kai Ming Ting, and Zhi-Hua Zhou. Isolation forest. In *2008 eighth IEEE international conference on data mining*, pages 413–422. IEEE, 2008.
- [43] Ming Liu, Liang Luo, Jacob Nelson, Luis Ceze, Arvind Krishnamurthy, and Kishore Atreya. Incbricks: Toward in-network computation with an in-network cache. In *Proceedings of the Twenty-Second International Conference on Architectural Support for Programming Languages and Operating Systems*, pages 795–809, 2017.
- [44] Zaoxing Liu, Hun Namkung, Georgios Nikolaidis, Jeongkeun Lee, Changhoon Kim, Xin Jin, Vladimir Braverman, Minlan Yu, and Vyas Sekar. Jaqen: A {High-Performance}{Switch-Native} approach for detecting and mitigating volumetric {DDoS} attacks with programmable switches. In *30th USENIX Security Symposium (USENIX Security 21)*, pages 3829–3846, 2021.
- [45] Nour Moustafa and Jill Slay. Unsw-nb15: a comprehensive data set for network intrusion detection systems (unsw-nb15 network data set). In *2015 military communications and information systems conference (MilCIS)*, pages 1–6. IEEE, 2015.
- [46] NVIDIA BlueField Networking Platform. <https://www.nvidia.com/en-us/networking/products/data-processing-unit/>, 2021.
- [47] Emilio Paolini, Lorenzo De Marinis, Davide Scano, and Francesco Paolucci. In-line any-depth deep neural networks using p4 switches. *IEEE Open Journal of the Communications Society*, 5:3556–3567, 2024.
- [48] Valentim Realinho, M Vieira Martins, Jorge Machado, and Luís Baptista. Predict students’ dropout and academic success. *UCI Machine Learning Repository*, 10:C5MC89, 2021.
- [49] Davide Sanvito, Giuseppe Siracusano, and Roberto Bifulco. Can the network be the ai accelerator? In *Proceedings of the 2018 Morning Workshop on In-Network Computing*, pages 20–25, 2018.
- [50] Iman Sharafaldin, Arash Habibi Lashkari, Ali A Ghorbani, et al. Toward generating a new intrusion detection dataset and intrusion traffic characterization. *ICISSp*, 1(2018):108–116, 2018.
- [51] Taveesh Sharma, Tarun Mangla, Arpit Gupta, Junchen Jiang, and Nick Feamster. Estimating webRTC video qoe metrics without using application headers. In *Proceedings of the 2023 ACM on Internet Measurement Conference*, pages 485–500, 2023.
- [52] Kamal Singh. Code for "switchtree: In-network computing and traffic analyses with random forests". <https://github.com/ksingh25/SwitchTree>, 2020.
- [53] Ankit Singla, Chi-Yao Hong, Lucian Popa, and P Brighten Godfrey. Jellyfish: Networking data centers randomly. In *9th USENIX Symposium on Networked Systems Design and Implementation (NSDI 12)*, pages 225–238, 2012.
- [54] Giuseppe Siracusano and Roberto Bifulco. In-network neural networks. *arXiv preprint arXiv:1801.05731*, 2018.
- [55] Arunan Sivanathan, Hassan Habibi Gharakheili, Franco Loi, Adam Radford, Chamith Wijenayake, Arun Vishwanath, and Vijay Sivaraman. Classifying iot devices in smart environments using network traffic characteristics. *IEEE Transactions on Mobile Computing*, 18(8):1745–1759, 2018.
- [56] Salvatore Stolfo, Wei Fan, Wenke Lee, Andreas Prodomidis, and Philip Chan. KDD Cup 1999 Data. UCI Machine Learning Repository, 1999. DOI: <https://doi.org/10.24432/C51C7N>.
- [57] Nik Sultana, John Sonchack, Hans Giesen, Isaac Pedisich, Zhaoyang Han, Nishanth Shyamkumar, Shivani Burad, André DeHon, and Boon Thau Loo. Flightplan: Dataplane disaggregation and placement for p4 programs. In *18th USENIX Symposium on Networked Systems Design and Implementation (NSDI 21)*, pages 571–592, 2021.
- [58] Tushar Swamy, Alexander Rucker, Muhammad Shahbaz, Ishan Gaur, and Kunle Olukotun. Taurus: a data plane architecture for per-packet ml. In *Proceedings of the 27th ACM International Conference on Architectural Support for Programming Languages and Operating Systems*, pages 1099–1114, 2022.
- [59] Mahbod Tavallaee, Ebrahim Bagheri, Wei Lu, and Ali A Ghorbani. A detailed analysis of the kdd cup 99 data set. In *2009 IEEE symposium on computational intelligence for security and defense applications*, pages 1–6. Ieee, 2009.
- [60] Silicom FB2CDG1@AGM39D-2 ThunderFjord: High-performance programmable FPGA. <https://www.silicom-usa.com/pr/server-adapters/programmable-fpga-server-adapter/fpga-intel-based-2/fpga-intel-agilex-based/fpga-smartnic-fb2cdglagm39d-2-intel-based/>, 2021.

- [61] Midhul Vuppapapati, Saksham Agarwal, Henry Schuh, Baris Kasikci, Arvind Krishnamurthy, and Rachit Agarwal. Understanding the Host Network. In *ACM SIGCOMM*, pages 581–594, 2024.
- [62] Guorui Xie, Qing Li, Yutao Dong, Guanglin Duan, Yong Jiang, and Jingpu Duan. Mousika: Enable general in-network intelligence in programmable switches by knowledge distillation. In *IEEE INFOCOM 2022-IEEE Conference on Computer Communications*, pages 1938–1947. IEEE, 2022.
- [63] Zhaoqi Xiong and Noa Zilberman. Do switches dream of machine learning? toward in-network classification. In *Proceedings of the 18th ACM workshop on hot topics in networks*, pages 25–33, 2019.
- [64] Xsight Labs: Programmable Ethernet Switches Optimized for the AI Era. <https://xsightlabs.com>, 2021.
- [65] Wenquan Xu, Zijian Zhang, Yong Feng, Haoyu Song, Zhikang Chen, Wenfei Wu, Guyue Liu, Yinchao Zhang, Shuxin Liu, Zerui Tian, et al. Clickinc: In-network computing as a service in heterogeneous programmable data-center networks. In *Proceedings of the ACM SIGCOMM 2023 Conference*, pages 798–815, 2023.
- [66] Jinzhu Yan, Haotian Xu, Zhuotao Liu, Qi Li, Ke Xu, Mingwei Xu, and Jianping Wu. {Brain-on-Switch}: Towards advanced intelligent network data plane via {NN-Driven} traffic analysis at {Line-Speed}. In *21st USENIX Symposium on Networked Systems Design and Implementation (NSDI 24)*, pages 419–440, 2024.
- [67] Yifan Yang, Lin He, Jiasheng Zhou, Xiaoyi Shi, Jiamin Cao, and Ying Liu. P4runpro: Enabling runtime programmability for rmt programmable switches. In *Proceedings of the ACM SIGCOMM 2024 Conference*, pages 921–937, 2024.
- [68] Menghao Zhang, Guanyu Li, Shicheng Wang, Chang Liu, Ang Chen, Hongxin Hu, Guofei Gu, Qianqian Li, Mingwei Xu, and Jianping Wu. Poseidon: Mitigating volumetric ddos attacks with programmable switches. In *the 27th Network and Distributed System Security Symposium (NDSS 2020)*, 2020.
- [69] Xiaoquan Zhang, Lin Cui, Fung Po Tso, and Weijia Jia. pheavy: Predicting heavy flows in the programmable data plane. *IEEE Transactions on Network and Service Management*, 18(4):4353–4364, 2021.
- [70] Yinchao Zhang, Su Yao, Yong Feng, Kang Chen, Tong Li, Zhuotao Liu, Yi Zhao, Lexuan Zhang, Xiangyu Gao, Feng Xiong, et al. Pegasus: A universal framework for scalable deep learning inference on the dataplane. In *Proceedings of the ACM SIGCOMM 2025 Conference*, pages 692–706, 2025.
- [71] Changgang Zheng. Code for "planter: Rapid prototyping of in-network machine learning inference". <https://github.com/In-Network-Machine-Learning/Planter>, 2024.
- [72] Changgang Zheng, Haoyue Tang, Mingyuan Zang, Xinpeng Hong, Aosong Feng, Leandros Tassioulas, and Noa Zilberman. Dinc: Toward distributed in-network computing. *Proceedings of the ACM on Networking*, 1(CoNEXT3):1–25, 2023.
- [73] Changgang Zheng, Zhaoqi Xiong, Thanh T Bui, Siim Kaupmees, Riyad Bensoussane, Antoine Bernabeu, Shay Vargaftik, Yaniv Ben-Itzhak, and Noa Zilberman. Iisy: Hybrid in-network classification using programmable switches. *IEEE/ACM Transactions on Networking*, 2024.
- [74] Changgang Zheng, Mingyuan Zang, Xinpeng Hong, Liam Perreault, Riyad Bensoussane, Shay Vargaftik, Yaniv Ben-Itzhak, and Noa Zilberman. Planter: Rapid prototyping of in-network machine learning inference. *ACM SIGCOMM Computer Communication Review*, 54(1):2–21, 2024.
- [75] Changgang Zheng and Noa Zilberman. Planter: seeding trees within switches. In *Proceedings of the SIGCOMM'21 Poster and Demo Sessions*, pages 12–14, 2021.
- [76] Changgang Zheng and Noa Zilberman. Code for "dinc: Toward distributed in-network computing". <https://github.com/In-Network-Machine-Learning/DINC>, 2023.
- [77] Hao Zheng, Chen Tian, Tong Yang, Huiping Lin, Chang Liu, Zhaochen Zhang, Wanchun Dou, and Guihai Chen. Flymon: enabling on-the-fly task reconfiguration for network measurement. In *Proceedings of the ACM SIGCOMM 2022 Conference*, pages 486–502, 2022.
- [78] Zhizhen Zhong, Mingran Yang, Jay Lang, Christian Williams, Liam Kronman, Alexander Sludds, Homa Esfahanizadeh, Dirk Englund, and Manya Ghobadi. Lightning: A reconfigurable photonic-electronic smartnic for fast and energy-efficient inference. In *Proceedings of the ACM SIGCOMM 2023 Conference*, pages 452–472, 2023.
- [79] Guangmeng Zhou, Zhuotao Liu, Chuanpu Fu, Qi Li, and Ke Xu. An efficient design of intelligent network data plane. In *32nd USENIX Security Symposium (USENIX Security 23)*, pages 6203–6220, 2023.

- [80] Yu Zhou, Dai Zhang, Kai Gao, Chen Sun, Jiamin Cao, Yangyang Wang, Mingwei Xu, and Jianping Wu. Newton: Intent-driven network traffic monitoring. In *Proceedings of the 16th International Conference on emerging Networking EXperiments and Technologies*, pages 295–308, 2020.

A Header Design

The input data and intermediate results will travel between network devices. To facilitate communication, we designed an ACORN packet header.




Figure 11: Header design of ACORN.

As figure 11 shows, ACORN header consists of two parts. The first part is the basic header. Since multiple packets will run through the network, the basic header has a **Packet ID** field that distinguishes these packets. This field is vital for the clients as well because the client needs the **Packet ID** to match the results with raw data. The **Type** field indicates the type of the packet. There are currently two types of packets, request and response.

There are three fields that store information about the ML model. **MID**, the model ID, stores the code for the type of ML model. For example, 0 stands for DT, 1 stands for RF, etc. **VID** is the version information about the model. Since the clients may update their models during runtime, there could be multiple versions of the same model, and we use this field to make sure that the computation is done correctly. **RSLT** field stores the final prediction result. The **RID** is the routing code that decides the next destination for this packet.

The second part is the data part, where the raw input data is stored. The size of the data part is decided by the maximum number of supported features, which can be configured by the network operator. The intermediate parts store intermediate results, as we described in §4. When the computation finishes, ACORN’s data plane program will drop the data part and the intermediates because they are no longer needed. This will reduce the packet size and thus reduce the overhead imposed on the network.

B Optimizer: Constraint formulas

Integrity Constraints.

$$\sum_{j=1}^{D_s} \sum_{k=1}^{N_D} d_k^p \cdot x_{ijk} = 1, \forall i \in [T_s]$$

$$\sum_{i=1}^{N_D} y_i = 1, \sum_{j=1}^{D_s} x_{i,j,k} = y_k, \forall i \in [T_s], \forall k \in [N_D]$$

$$\sum_{i=1}^{N_P} z_i = 1$$

Guarantee constraints.

$$d_k^p \cdot x_{ijk} \leq y_k, \forall i \in [T_s], \forall j \in [D_s], \forall k \in [N_D]$$

$$d_k^p \cdot x_{ijk} \leq z_n \text{ if } d_k \in P_i, \forall (i, j, k, n) \in [T_s] \times [D_s] \times [N_D] \times [N_P]$$

Resource limitation. We introduce an indicator, $F_{i,j,k}$, to indicate whether stage i on the program can fit into stage j on d_k .

$$\sum_{i=1}^{T_s} \sum_{j=1}^{D_s} d_k^p \cdot x_{i,j,k} \leq D_s, \forall k \in [N_D]$$

$$x_{ijk} \leq F_{i,j,k}, \forall i \in [T_s], \forall j \in [N_T^D], \forall k \in [N_D]$$

Stage dependency. Suppose stage s_m is deployed on stage q of device p_i^n on an arbitrary path P_i . Then, the dependency constraint requires that all predecessor stages of s_m must be deployed before s_m , on devices $\{p_i^0, p_i^1, \dots, p_i^n\}$, i.e.,

$$d_{f(i,n)}^p \cdot x_{m,q,f(i,n)} \leq \sum_{k=1}^{n-1} \sum_{a=1}^{D_s} d_{f(i,k)}^p \cdot x_{j,a,f(i,k)} + \sum_{b=1}^{q-1} d_{f(i,n)}^p \cdot x_{j,b,f(i,n)}$$

$$\forall (i, m, n, q, j) \in [N_P] \times [T_s] \times [|P_i|] \times [D_s] \times [m-1]$$

where $f(i, n)$ is a mapping function between i, n and the index of device p_i^n in D .

Position of the last stage. (1) If a path p_i is not chosen, then all c_{ik} must be 0; (2) if the last stage s_{T_s} is not on device d_k , then all c_{ik} must be 0. (3) if the last stage s_{T_s} is placed on d_k and p_i , then $c_{ij} = 1$.

$$c_{ik} \leq z_i, \forall i \in [N_P], \forall k \in [N_D]$$

$$c_{ik} \leq \sum_{j=1}^{D_s} x_{T_s,j,k}, \forall i \in [N_P], \forall k \in [N_D]$$

$$\sum_{j=1}^{D_s} x_{T_s,j,k} + z_i - c_{ik} \leq 1, \forall i \in [N_P], \forall k \in [N_D]$$

For random forests and SVMs with multiple hyperplanes, we run the optimizer multiple times, each time for one tree or one hyperplane. We perform trimming to reduce the search space for the optimizer to reduce the solving time.

C Additional Information on Evaluations

C.1 Datasets

We used multiple datasets to evaluate our work. These datasets have been widely used by other works, or represent different types of workloads. In this section, we introduce each dataset briefly and give information about how we preprocess these datasets.

NSL-KDD. The NSL-KDD [59] dataset is a network intrusion detection dataset that is built to improve the classic KDD’99 [56] dataset. In the preprocessing step, we dropped the `num_outbound_cmds` feature as it is the same value for all samples. We also dropped data samples with `service: aol, harvest, http_2784, http_8001, red_i, urh_i`, because there are very few data samples. The final dataset has 125,948 training samples and 22,544 testing samples.

UNSW-IoT. UNSW-IoT [55] is an IoT device identification dataset that includes traffic flows from a large set of devices. We use 15 days of data for model training and one day for testing, as stated in Jewel [2]. Our final dataset has 626,463 training samples and 143,141 testing samples.

CICIDS-17. The CICIDS-17 [50] dataset is an intrusion detection dataset designed by the Canadian Institute for Cybersecurity (CIC). This dataset contains over 2.8 million data samples collected over 5 days, and includes normal traffic and 7 types of attack traffic. We used the “Friday-WorkingHours-Afternoon-DDos” subset as our input data, dropped all samples with NaN or negative values, and normalized the dataset. We also performed a \log_{1p} transformation to make the dataset less skewed. There are 102,996 training samples and 34,333 testing samples after preprocessing.

UNSW-NB15. UNSW-NB15 [45] is a dataset of real normal and contemporary attack behaviours created by the the Cyber Range Lab of UNSW Canberra. We dropped attacks in types: Analysis, Backdoor, Shellcode, Worms, because they have fewer samples compared to other attack types. We also dropped columns that are not available on switches: `id, service, trans_depth, response_body_len, ct_flw_http_mthd, is_ftp_login, ct_ftp_cmd, ct_src_ltm, ct_srv_dst, ct_srv_src, ct_dst_ltm, ct_src_dport_ltm, ct_dst_sport_ltm, ct_dst_src_ltm, is_sm_ips_ports, stcpb, dtcpb, synack, ackdat`. We also applied a \log_{1p} transformation and normalization on the dataset. The final dataset has 175,341 training samples and 75,641 testing samples, and 166 features in total. The targets are normal and attack.

VCAML The VCAML [51] dataset is a video conferencing dataset collected using three applications: Meet, Webex, and Teams. The dataset has an in-lab subset and a real-world subset. We used the Webex data from the in-lab subset, and extracted 14 features based on the original paper: mean, stan-

dard deviation, median, minimum, and maximum of packet sizes and inter-arrival times, and the number of bytes and packets per second for each flow, as well as the number of unique packet sizes observed and the number of microbursts of packets in a window. We use the frame height as the prediction label. The final dataset has 10,011 training samples and 3,371 testing samples.

Iris. The Iris [25] dataset is a classic dataset for building machine learning models. This dataset contains 150 samples of flowers from 3 species, and includes 4 features that describe these flowers. We used the entire dataset in our experiments, with 80% as training samples, and 20% as testing samples.

Digits. The Digits (Optical Recognition of Handwritten Digits) [38] dataset contains 5,620 8x8 images of digits from 0 to 9. Each image has 64 pixels, and each pixel is an integer from 0 to 16, representing the normalized greyscale levels. We used 80% of the dataset as training samples, and 20% as testing samples.

MNIST. The Modified National Institute of Standards and Technology (MNIST) [22] dataset is a database of handwritten digits containing 60,000 training samples and 10,000 testing samples. Each sample is a 28x28 image, making it 784 features in total. This dataset is widely used in machine learning and can be considered as the “Hello World” dataset for the ML field. For our experiments, we used 20,000 training samples and 10,000 testing samples.

SATDAP. The SATDAP (Predict Students’ Dropout and Academic Success) [48] dataset was created from a higher education institution and was supported by program SATDAP. Each instance in the dataset is a student described by 36 features, and the groundtruth is one of [Enrolled, Dropout, Graduate], making it a three-category dataset. We used 80% of the dataset as training samples, and 20% as testing samples.

We summarize the key information about our datasets and present it in Table 9.

Dataset	Train Samples	Test Samples	Features	Classes
NSL-KDD	125,948	22,544	119	2
UNSW-IoT	626463	143141	30	25
CICIDS-17	102,996	34,333	78	2
UNSW-NB15	175,341	75,641	166	2
ISCXVPN16	2,357	590	23	2
VCAML	10011	3371	14	2
Iris	120	30	4	3
Digits	1,437	360	64	10
MNIST	20,000	10,000	784	10
SATDAP	3,539	885	36	3

Table 9: Information about the dataset setups.

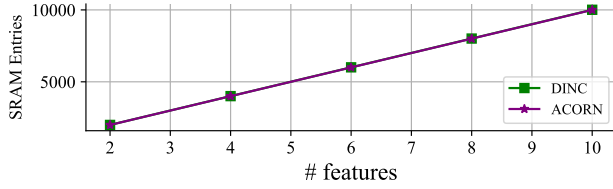


Figure 12: SRAM usage of benchmark systems for SVM.

C.2 Experiment Setups

Data Preprocessing. Raw input data does not have a fixed range, and it contains both positive and negative numbers, making it difficult to write compatible data plane programs. For every dataset, we used min-max scalers to scale the data into the range of $[0, 1)$ so that it can be processed by the data plane.

SVM Simulator. Our simulator mimics the computation flow of SVMs in ACORN. For each feature, our simulator looks up the multiplication product in a dictionary and converts the product into signed integers using two’s complement representations. The sums are computed on the signed integers, and the simulator extracts the signed bit for each hyperplane as the decision of this hyperplane. The simulator does this for all hyperplanes and makes a prediction using majority voting.

C.3 SRAM Usage of SVM Models

With respect to SVM models, our design does not change the way in which SVM models are represented. As Figure 12 shows, DINC and ACORN use almost the same amount of SRAM for each number of features.