

Inverse limits of various posets

Amrita Acharyya

Abstract

It is known when we call a poset P , a \mathcal{P} -chain permutational poset, given a subset of permutations \mathcal{P} of the symmetric group S_n . In this work, we use the same idea to study subsets of words of length n , that are not necessarily permutations, for example: especially when they are certain classes of restricted growth functions induced by set partitions in standard form over $[n] = \{1, 2 \cdots n\}$. Varying n only, and also varying n and k (the number of blocks of the set partitions) simultaneously, we can show that those posets form a projective system of trees and lattices (after giving a lattice structure in a natural way). These poset structures can be extended over signed restricted growth functions for standard type B set partitions over $\langle n \rangle = \{-1, -2, \cdots, -n, 0, 1, 2 \cdots n\}$ as well. We investigate properties of the tree and lattice structures of these projective systems. In this scenario we further bring up some other posets like \mathcal{P} -Partition posets of snake graph of continued fractions, Ascent lattices on Dyck Paths, certain type of lattice induced by generalised fibonacci number and Stanley order, lattices induced by non-crossing set partitions.

1 Introduction

In the preliminary section, we initially provide the background for set partitions of $[n]$, bijection with restricted growth functions, where the number of blocks k of the set partition of $[n]$ turns out to be the maximal letter in the restricted growth function. We describe the connection of pattern avoidance classes with restricted growth functions. There has been quite a lot of research in the set partitions of $[n]$ as in [1], [2] and it has been extended to type B set partitions over $\langle n \rangle$ as in [5] [6] [7] [8]. The idea of restricted growth functions are extended in case of $\langle n \rangle$ utilizing type B set partitions. We also, provide some initial background of Projective Fraisse families of graphs and trees with confluent and monotone bonding epimorphisms. We notice that the idea of chain permutational posets studied by Rodica Simion and Frank W Schmidt in [4] can be extended utilizing words of length n (for example restricted growth functions) instead of permutations of length n only. We find that there is a natural way to create those posets by expressing the restricted growth functions along the maximal chains satisfying the embedding condition of posets as in the section 6 of [4]. From there we further note that due to satisfying the embedding conditions, those posets form a Projective Fraisse family of trees with monotone bonding epimorphisms making the corresponding inverse limit arcwise connected, dendrite and Kelley as in [9] and [10]. We further describe a natural way to create lattice from those trees and study the above mentioned properties investigating the

confluency and monotonicity of the corresponding bonding maps. We tried to investigate the structure of the projective limits of Hasse diagrams in the scenario of some other posets. For example, Jean-Luc Baril, Mireille Bousquet-Melou, Sergey Kirgizov, Mehdi Naima worked on Ascent lattice of dyck path in [13] extending the idea of well known Stanley Order into a greedy version of that. We notice that always D_n carrying a copy of D_{n-1} (more than one copies), we can create the profinite graph $\varprojlim_{n \in \mathbb{N}} D_n$ (\mathbb{N} being the set of all positive integers) from their Hasse diagrams and the corresponding bonding maps being confluent, the projective limit is Kelley. We get similar structure studying p -generalised Fibonacci sequences avoiding certain patterns in the corresponding Dyck paths as mentioned in [15]. There has been a lot of study in the literature on higher dimer covers of Snake graphs of continued fractions $[a_1, a_2, \dots, a_n]$ (where a_1, a_2, \dots, a_n are positive integers) by Gregg Musiker, Nicholas Ovenhouse, Ralf Schiffler, and Sylvester W. Zhang and Amanda Burcroff as in [11][12]. We found that under a particular scenario the collections of lattices of all m dimer covers of the border strip $G[n, n]$ for $m, n \in \mathbb{N}$ forms a Projective Fraisse family of graphs with confluent bonding epimorphism, making the projective limit Kelley. We further notice that the similar situation arrives in case of lattices of flats of Uniform matroids. There has been a lot of study on non crossing set partitions of $[n]$, for example as in [14]. We notice that in a particular case, when the number of blocks of a set partition is $k = 2$, the collection of all lattices of noncrossing partitions of $[n]$, varying the n upto infinity forms projective Fraisse family of graphs with monotone bonding epimorphism making the projective limit Kelley. In order to extend the idea of algebraic and combinatorial approach of Kraft, De Concini-Procesi, and Tanisaki from the Springer varieties to the regular nilpotent Hessenberg varieties, Aba Mbirika, Julianna Tymoczko worked on lattices of Hessenberg functions in [16]. Regular nilpotent Hessenberg varieties have been studied extensively in [17], [18], [19], [20], [21]. We notice that, the lattices of Hessenberg functions form a projective Fraisse families of graphs with confluent epomorphism, making the inverse limit Kelley.

2 Preliminary

It is known from section 6 in [4] when we call a poset P , a \mathcal{P} - chain - permutational given a subset of permutations \mathcal{P} of S_n . In this work, we use the same idea to study subset of words that are not necessarily permutations for example especially when they are certain classes of restricted growth functions (r.g.f.) induced by pattern avoidance classes.

Definition 1. A poset P will be called \mathcal{P} - chain - word, where \mathcal{P} is a subset of the set of all words of length n , if it is possible to label the covering relations of P (i.e. the edges of the Hasse diagram of P) with numbers from 1, 2, ..., n in such a way that along different maximal chains of P (whose length is necessarily n) the labels form different words from \mathcal{P} , and every word w of \mathcal{P} arises in this manner.

For example, it is well known that the Boolean lattice B_n is a chain word poset where the set of words is all the words (in fact in this example, they are permutations) in one line notation in S_n .

Definition 2. [2] A restricted growth function (RGF) is a sequence $w = a_1 \dots a_n$ of positive integers subject to the restrictions

1. $a_1 = 1$.
2. For $i \geq 2$, $a_i \leq 1 + \max\{a_1, \dots, a_{i-1}\}$

In [2] a partition of $[n]$ is written as $\sigma = B_1 / \dots / B_k \vdash S$ where the subsets B_i are called blocks. We use the notation $\Pi_n = \{\sigma : \sigma \vdash [n]\}$. In order to connect set partitions restricted growth functions as in [2] we need the elements of Π_n in standard form. To define pattern avoidance in this setting, suppose $\sigma = B_1 / \dots / B_k \in \Pi_n$ and $S \subseteq [n]$. Then σ has a corresponding sub partition σ' whose blocks are the nonempty intersections $B_i \cap S$. For example, if $\sigma = 16/23478/5 \vdash [8]$ and $S = \{2, 4, 6, 7\}$ then $\sigma' = 247/6$. We standardize a set partition by replacing the smallest element by 1, the next smallest by 2, and so on. So the standardization of σ' above is $124/3$. Given two set partitions σ and π , we say that σ contains π as a pattern if there is a sub partition of σ which standardizes to π . Otherwise, we say that σ avoids π . Continuing our example, we have already shown that $\sigma = 16/23478/5$ contains $124/3$. But σ avoids $12345/6$ because the only block of σ containing five elements also contains the largest element in σ , so there can be no larger element in a separate block. As in we let $\Pi_n(\pi) = \{\sigma \in \Pi_n : \sigma \text{ avoids } \pi\}$.

Definition 3. We say $\sigma = B_1 / \dots / B_k \in \Pi_n$ is in standard form if $\min B_1 < \dots < \min B_k$. Thus it follows that $\min B_1 = 1$.

We assume all partitions in Π_n are written in the standard form. Associate with $\sigma \in \Pi_n$ the word $w(\sigma) = a_1 \dots a_n$ where $a_i = j$ if and only if $i \in B_j$. For example $w(16/23478/5) = 12223122$. Let, $\Pi_{n,k}$ be the set of all words in Π_n with exactly k many blocks. $R_n = \{w : w \text{ is an RGF of length } n\}$. Let, $R_{n,k} = \{w : w \text{ is an RGF of length } n \text{ with maximal letter } k\}$.

Theorem 4. *The characterizations below follow from theorem 1.2 in [2] and [4]*

- i. $R_{n,k}(1/2/3) = 1$, if $k = 1$ and this is equal to $\{w \in R_{n,k} : w \text{ consists of only 1 s and 2 s}\}$, if $(k = 2)$. $R_{n,k}(1/2/3) = \Phi$, if $k > 2$.
- ii. $R_{n,k}(1/23) = \{w \in R_n : w \text{ is obtained by inserting a single 1 into a word of the form } 1^l 23 \dots k \text{ for some } l \geq 0\}$
- iii. $R_{n,k}(13/2) = \{w \in R_n : w \text{ is layered ie } w = 1^{l_1} 2^{l_2} \dots k^{l_k}\}$, for some positive integers l_1, l_2, \dots, l_k .
- iv. $R_{n,k}(12/3) = \{w \in R_n : w \text{ has initial run } 1 \dots k \text{ and } a_{k+1} = \dots a_n \leq k\}$.
- v. $R_{n,k}(123) = \{w \in R_{n,k} : w \text{ has no element repeated more than twice}\}$

We state below the theorem 1.2 from [2]

Theorem 5. i. $R_n(1/2/3) = \{w \in R_n : w \text{ consists of only 1 s and 2 s only}\}$.

- ii. $R_n(1/23) = \{w \in R_n : w \text{ is obtained by inserting a single } 1 \text{ into a word of the form } 1^l 23 \dots m \text{ for some } l \geq 0 \text{ and } m \geq 1\}$
- iii. $R_n(13/2) = \{w \in R_n : w \text{ is layered ie } w = 1^{l_1} 2^{l_2} \dots m^{n_m}\}, \text{ for some positive integers } l_1, l_2, \dots, l_m.$
- iv. $R_n(12/3) = \{w \in R_n : w \text{ has initial run } 1\dots m \text{ and } a_{m+1} = \dots a_n \leq m\}.$
- v. $R_n(123) = \{w \in R_n : w \text{ has no element repeated more than twice }\}$

Now we provide some backgrounds from [9] and [10] on Projective Fraisse family of trees and graphs here.

Definition 6. A graph is an ordered pair $A = (V(A), E(A))$, where $E(A) \subseteq V(A)^2$ is a reflexive and symmetric relation on $V(A)$. The elements of $V(A)$ are called vertices of graph A and elements of $E(A)$ are called edges. Given vertices a and b in a graph A , where $a \neq b$, we will use $\langle a, b \rangle$ to denote an edge in A .

Note that since $E(A)$ is reflexive there is always an edge from a vertex in A to itself, such an edge will be called a degenerate edge. When it is clear from context that x is a vertex, we will use $x \in A$ for $x \in V(A)$.

Definition 7. Given two graphs A and B a function $f : V(A) \mapsto V(B)$ is a homomorphism if it maps edges to edges, i.e. $\langle a, b \rangle \in E(A)$ implies $\langle f(a), f(b) \rangle \in E(B)$.

A homomorphism f is an epimorphism between graphs if it is moreover surjective on both vertices and edges. An isomorphism is an injective epimorphism.

By a rooted graph we mean a graph G with a distinguished vertex r_G . An epimorphism $f : G \mapsto H$, between rooted graphs, is an epimorphism between corresponding (unrooted) graphs, such that $f(r_G) = r_H$

Definition 8. A topological graph (rooted topological graph) K is a graph $(V(K), E(K))$ (respectively, rooted graph $(V(K), E(K), r_K)$, where r_K is the distinguished vertex), whose domain $V(K)$ is a 0-dimensional, compact, second-countable (thus metrizable) space and $E(K)$ is a closed, reflexive and symmetric subset of $V(K)^2$.

We require that all epimorphisms between topological graphs are continuous.

Definition 9. A tree T is a finite graph such that for every two distinct vertices $a, b \in T$ there is a unique finite sequence $v_0 = a, v_1, \dots, v_n = b$ of vertices in T such that for every $i \in \{0\} \cup [n]$, we have $\langle v_i, v_{i+1} \rangle \in E(T)$ and $v_j \neq v_i$, for $i \neq j$.

Definition 10. Let F be a nonempty family of finite graphs or a family of finite rooted graphs with a fixed family of epimorphisms among the structures in F . We say that F is a projective Fraisse family if

1. F is countable up to isomorphism, that is, any sub-collection of pairwise non isomorphic structures of F is countable

2. Epimorphisms in F are closed under composition and each identity map is in F
3. For $B, C \in F, \exists D \in F$ and epimorphisms f and g in F such that $f : D \mapsto B$ and $g : D \mapsto C$ and
4. for every two epimorphisms $f : B \mapsto A$ and $g : C \mapsto A$ in F there exist epimorphisms $f_0 : D \mapsto B$ and $g_0 : D \mapsto C$ in F such that $f \circ f_0 = g \circ g_0$.

Notation: Given a sequence F_n of finite (rooted) graphs and epimorphisms $\alpha_n : F_{n+1} \mapsto F_n$, which are called *bonding maps*, we denote the inverse sequence by (F_n, α_n) . For $m > n$, we let given an inverse sequence (F_n, α_n) , the associated inverse limit space is the subspace of the product space $\prod F_i$ determined by $\{(x_1, x_2, \dots, x_i) \in F_i\}$ and $x_i = \alpha_i(x_{i+1})$ and is denoted as $F = \varprojlim F_n$. Further, we denote the canonical projection from the inverse limit space F to the n -th factor space F_n by α_n^∞ . Note that if $x, y \in F$, then the metric $d(x, y) = \sum_{i=1}^{\infty} \frac{d_i(x_i, y_i)}{2^i}$, where d_i is the discrete metric on F_i , is compatible with the topology of the product space.

The family F of finite graphs or finite rooted graphs and epimorphisms is enlarged to a family F^ω which includes all (rooted) topological graphs obtained as inverse limits of (rooted) graphs in F with bonding maps from the family of epimorphisms. If $G = \varprojlim G_n, \alpha_n \in F^\omega$ and $a = (a_n)$ and $b = (b_n)$ are elements of G then $\langle a, b \rangle$ is an edge in G if and only if for each n , $\langle a_n, b_n \rangle$ is an edge in G_n .

Definition 11. Given two topological graphs G and H , an epimorphism $f : G \mapsto H$ is called *confluent* if for every closed connected subset Q of H and every component C of $f^{-1}(Q)$ we have $f(C) = Q$. Equivalently, if for every closed connected subset Q of H and every vertex $a \in G$ such that $f(a) \in Q$, there is a connected set C of G such that $a \in C$ and $f(C) = Q$. It is called *monotone* if preimages of closed connected sets are connected.

Thus every monotone epimorphism is confluent. If $f : X \mapsto Y$ and $g : Y \mapsto Z$ are confluent epimorphisms between topological graphs, then $g \circ f : X \mapsto Z$ is a confluent epimorphism.

3 Chain word posets and projective Fraisse families of trees from set partitions and pattern avoidance classes:

We first notice that given any positive integer n , there is a natural way to create a rooted n -ary tree structure (viewed as a poset) labeling the top edge from the root always as 1 (since the first digit of a restricted growth function is always 1) and along different maximal chains of the tree (whose length is necessarily n) the labels form different words from R_n , and every word w of R_n arises in this manner, displaying any R_n as a \mathcal{P} -chain poset, where $\mathcal{P} = R_n$. Also, we see a natural embedding of R_n inside any R_m , where $m > n$, since any R.G.F. of length n can be extended to that of length $n + 1$ by inserting the digit 1 at the end. And that is why backwardly, we can find a natural projection of the Hasse diagram of that poset R_m upon R_n as an epimorphism of graphs where the top part of the rooted tree R_m containing the copy

of R_n is identically mapped onto R_n and the rest of all the edges below any vertex of that copy of R_n can be mapped onto the loop around that specific vertex in R_n , creating a projective Frasse Family of trees (and hence a poset, if we consider the elements of the posets as the vertices of the respective trees) with monotone epimorphisms. Look at the figure in case of type B set partitions utilizing generalised or signed restricted growth functions.

We note that for any set pattern v (and/or multiple patterns v, w , etc.), the similar as above happens in case of all set partitions of $[n]$ avoiding v considering the corresponding restricted growth functions $R_n(v)$, (and/or multiple patterns $R_n(v, w)$, etc.) varying n over the set of all positive integers.

If we call the corresponding projective Fraisse limit of those trees as \mathbf{T} , the by theorem 2.18 in [9], \mathbf{T} is heriditarily uncoherent as a continuum (as in the definition of the metric topology in the above notation in preliminary section), and arcwise connected (by Proposition 3.10 [9]) and is a dendrite by definition 2.10 and corollary 3.11 in [9]. By definition 5.10 and proposition 5.12 in [9], \mathbf{T} also smooth dendroid. In addition, by proposition 6.5 and definition 6.3 in [9] is also Kelley. Also by section 6 in ([9]), they have lifting property.

We further notice that, we can extend those trees as a lattice in a very natural way tagging an ϵ in the bottom of those trees and connecting that ϵ via an edge with each vertex in the bottom level of that tree. We denote the corresponding lattices from the pattern avoidance classes as $R_{n,L}(\sigma)$ where σ is a set of patterns. And we note that those monotone bonding epimorphisms can be extended naturally from $R_{n+1,L}$ onto $R_{n,L}$ by mapping the copy of corresponding tree from $R_{n,L}$ in the top of $R_{n+1,L}$ identically, and mapping all the edges from the bottom vertex of the copy of $R_{n,L}$ inside the domain to the corresponding loops and the vertex ϵ onto ϵ . Also, it may be of further interest to study these Projective Fraisse Family of trees (and lattices) varying both n and k and providing a fixed k varying the n only. We discuss specific examples in all these scenario. Often times, we consider $n > k$, instead of $n \geq k$, to avoid triviality for $n = k$.

Example 12.

Consider the set of all $R_{n,k}(1/23)$.

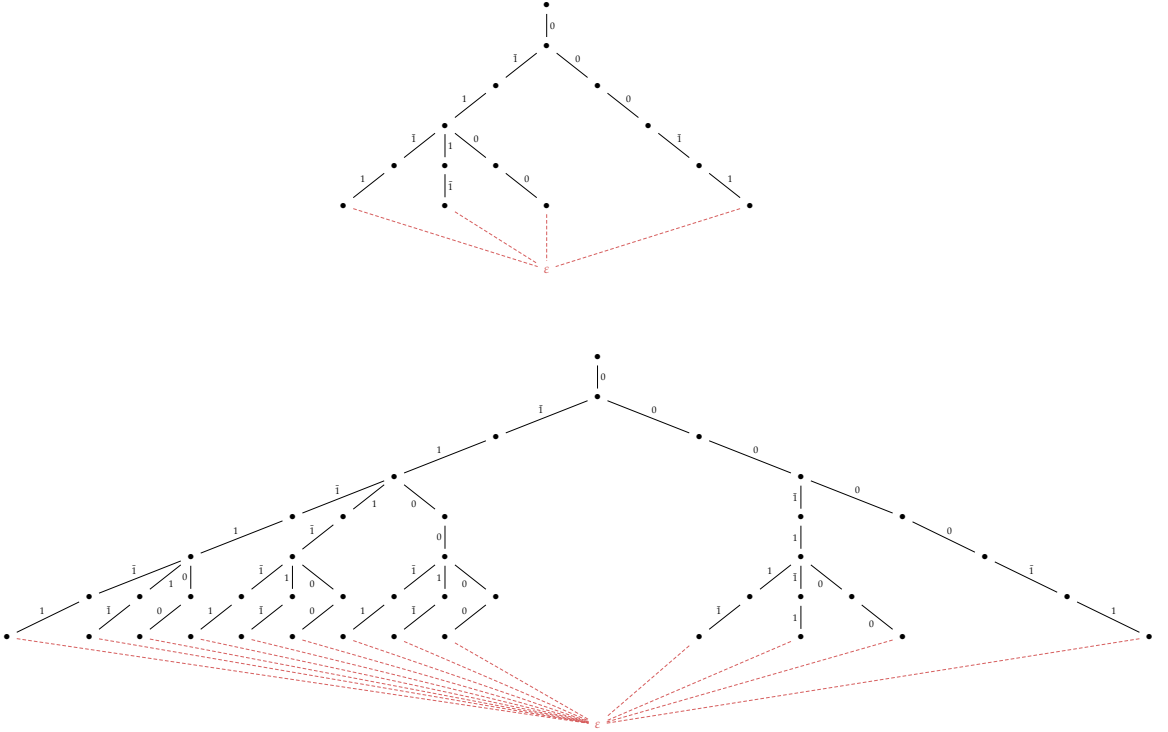
Set up $A = \{(n, k) : n, k \in \mathbb{N}, n > k\}$. For a given fixed n , if we increase k keeping $1 < k < n$, then we notice that $R_{n,k+1}(1/23)$ contains a copy of $R_{n,k}(1/23)$, where $1 < k < n$, we can define an epimorphism of graphs $\phi_{n,k+1} : R_{n,k+1}(1/23) \rightarrow R_{n,k}(1/23)$ as follows, the copy of $R_{n,k}(1/23)$ sitting inside $R_{n,k+1}(1/23)$ in the left is identically mapped onto that. The right most maximal chain $1^{n-(k+1)}23 \cdots (k+1)$ inside $R_{n,k+1}(1/23)$ falls upon $1^{n-(k)}23 \cdots k$ inside $R_{n,k}(1/23)$ creating a Projective Fraisse family of trees and confluent bonding epimorphisms (although, note that this bonding maps are not necessarily monotone, since the pre-image of the right bottom vertex in the range graph is not necessarily connected), while we define $(n_1, k_1) \geq (n_2, k_2)$, with $n_1 \geq n_2, k_1 \geq k_2$. The family is really a Projective Fraisse family, since because if we consider an $R_{n,k}(1/23)$ and $R_{n+1,k}(1/23)$, then $R_{n+1,k}(1/23)$ contains copy of $R_{n,k}(1/23)$ in it's bottom. In this case, if we only vary the n upto infinity fixing k , we

notice that the bonding maps are monotone. Extending the bonding maps naturally in the corresponding lattice structures varying both n and k , we get a projective Fraisse family of graphs (from the Hasse diagrams of those lattices) with confluent epimorphisms. And in the lattice case, if we fix k and make the n vary upto infinity, the corresponding bonding maps are again monotone. By proposition 6.5 and definition 6.3 in [9], the corresponding projective limit, while both n, k vary, is Kelley (in case of tree and Lattice both). When, we fix k , make the n going to infinity by proposition 3.10 in [9], the corresponding inverse limit is arcwise connected (in case of tree and lattice both)

Consider the set of all $R_{n,k}(12/3)$

We notice first that these graphs has a very specific shape due to the initial run in the begining which is as follows: always we have only one path of length k from the root and from the tip of the end of that path, there are k many paths of length $n - k$. Precisely that's what is the shape of the tree. We know that in order to have a valid (n, k) in this set up we must need $n > k$. So, consider the set $A = \{(n, k) : n, k \in \mathcal{N}, n > k\}$, note that if we define $(n_1, k_1) \geq (n_2, k_2)$, with $n_1 \geq n_2, k_1 \geq k_2$ and additionally this time $(n_1 - n_2) \geq (k_1 - k_2)$. In that case, we can define epimorphism of graphs $\phi : R_{(n_1, k_1)}(12/3) \mapsto R_{(n_2, k_2)}(12/3)$ as follows: The $k_1 - k_2$ many edges in the top of the domain graph are mapped onto the loop at the root in the destination graph. Next we see, the rest of the domain graph contains a copy of the destination, so we map that portion identically on the range graph and at the bottom of each branch the $(n_2 - k_2) - (n_1 - k_1)$ many edges are mapped onto the corresponding loop at the corresponding end vertex in the domain. Then the rest of the $k_2 - k_1$ many branches are mapped on to the left most branch, whereas $(n_2 - k_2) - (n_1 - k_1)$ many edges in the bottom of each such branch are mapped on to the loop at the corresponding end vertex. All these creates a Projective Fraisse Family of trees with confluent epimorphisms (considering the above preorder) that are not necessarily monotone. In this case, if we only vary the n upto infinity fixing k , we notice that the bonding maps are monotone. As in the previous example we can extend the confluency (when n, k both varies) and monotonicity (when, n vary for a fixd k) of the bonding epimorphisms. By proposition 6.5 and definition 6.3 in [9], the corresponding projective limit is while both n, k vary, is Kelley (in case of tree and Lattice both). When, we fix k , make the n going to infinity by proposition 3.10 in [9], the corresponding inverse limit is arcwise connected (in case of tree and lattice both)

One can extend this idea for standard type B set partitions as in [5] ,[6] ,[7],[8] as well. Note that, if we denote these by $R_{n,k,L}^B$, then we can label the maximal chains of those lattices also by using the signed restricted growth functions (and the corresponding bijections of standard type B partitions with them) as in [7], [8]. We notice that the Hasse diagram of $R_{n,k,L}^B$ contains a copy of that of $R_{(n-1),k,L}^B$ to it's left at the at the top, creating again the projection in a natural way as in the above examples, giving a projective Fraisse family of graphs (induced by the trees in a natural way as before in case of set partitions of $[n]$) with monotone epimorphisms. If we ignore the lattice structure, omitting the ' ϵ ' and the edges connecting to ϵ , then we see again the corresponding projective limit is arcwise connected, Kelley and a smooth dendroid, satisfying lifting property by [9]. Some figures are given below for type B.

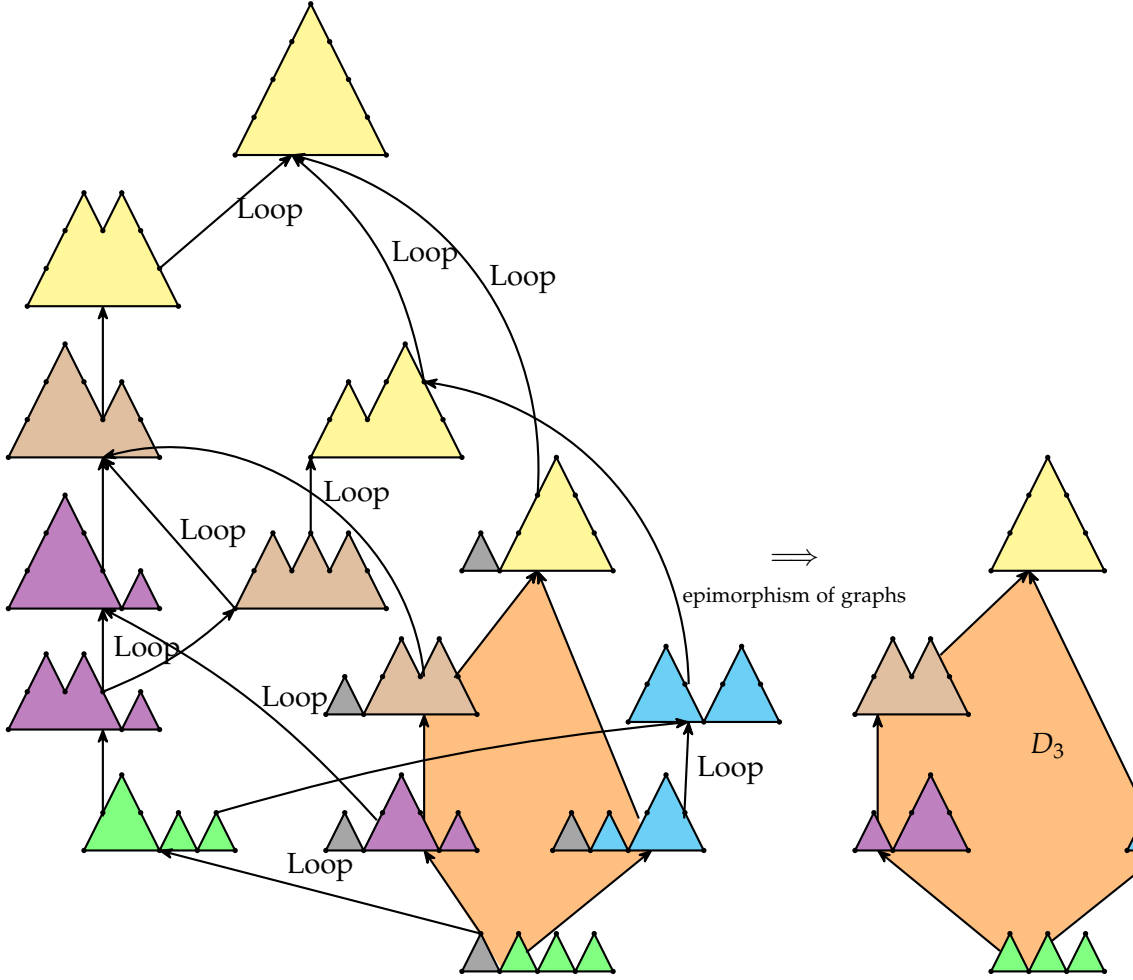


Note: We further notice that $R_n(1/2/3)$, $R_n(13/2)$, $R_n(123)$, $R_n(1/23)$ being binary trees, the corresponding lattices are distributive with or without k and sublattice and products of distributive lattices, being so, the corresponding projective limits are infinite distributive lattices. On the other hand, $R_{n,L}(12/3)$ and $R_{n,k,L}^B$ are not distributive, where as induced by set partitions over $[n]$ and type B partitions over $\langle n \rangle$, they are ranked. By section 6 in [9], all the families of graphs in the above example have lifting property. The way the lattices are constructed tagging an "e" only at the end of the corresponding tree, it follows from lemma 6.2 in [9], the topological graph G induced by taking their projective limit is arcwise connected. Also, the bonding maps in between the corresponding trees being monotone, when we extend those rooted tree structures in to a lattice, by tagging the "e" in a natural way, the monotonicity in the bonding maps preserve (by lemma 3.4 in [9] and that is why by proposition 3.9, the corresponding projections from the inverse limit G on to each finite factor stays as monotone. We notice that from the outer bounds (and many other alternative ways) of those lattices, we can extract systems of cycles and redefine the bonding maps in between those cycles to construct graph solenoid as in [10]. For example: consider the family of cycles from the outer boundaries of $R_{n,L}(1/23)$ for $n = 2, 2^2, 2^3, \dots$, ignoring the top edge from the root. It is not hard to see that wrapping the circle of the outer boundary of $R_{4,L}(1/23)$ along that of $R_{2,L}(1/23)$ ignoring the top edge from the root (mapping two consecutive vertices in the domain onto the same vertex, then next two consecutive vertices on the next same vertices and so on in the range) we get a confluent epimorphism where the winding number is 2. Continuing this process for all $n = 2^n$, we get an inverse system of cycles and confluent epimorphisms (C_n, p_n) , making the inverse limit of graph solenoid as in [10]. $R_{2^n L}(1/23)$, we get an inverse sequence of cycles (C_n, p_n) , where each p_n is a confluent epimorphism.

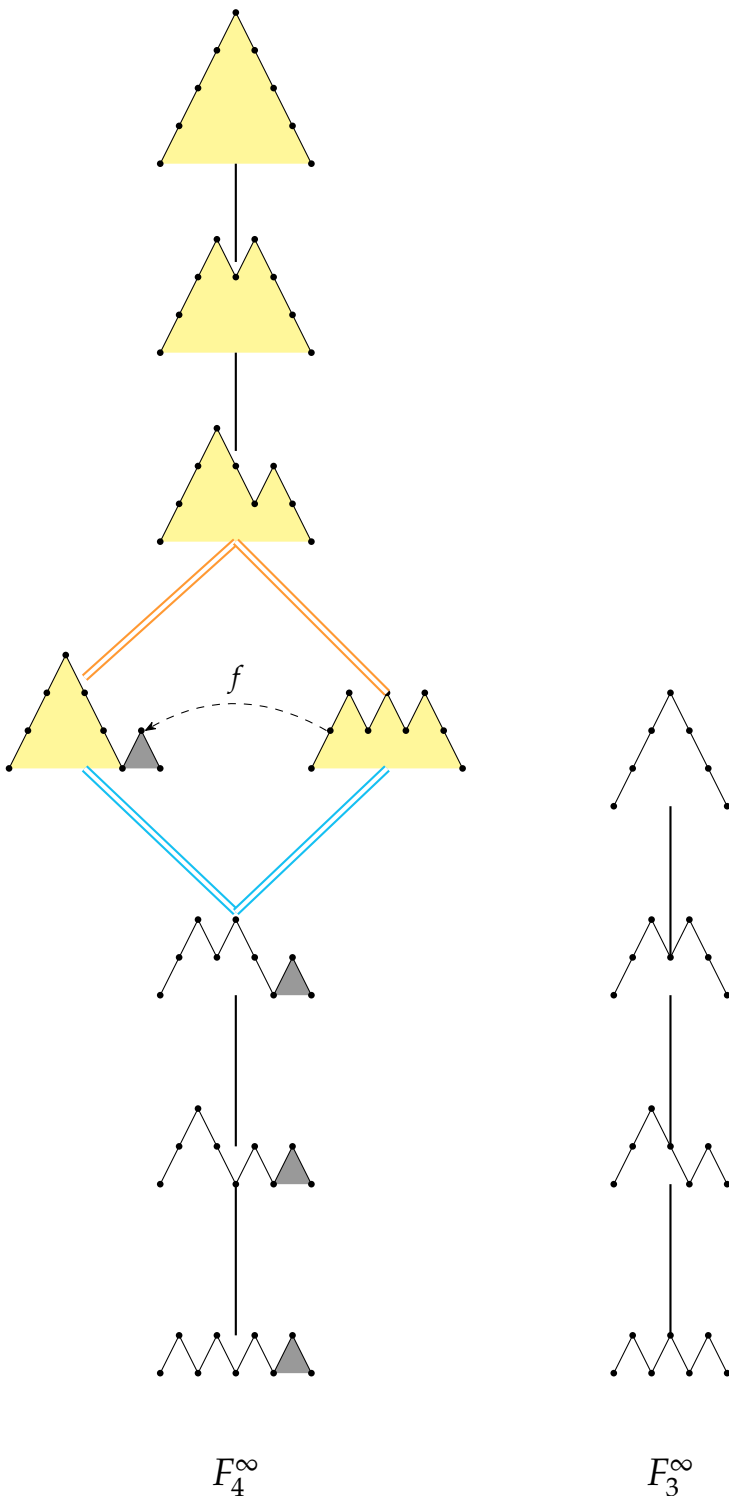
4 projective Frasse families of graphs from other lattices

1. Here we provide some information from [13] first. Let us first recall that a Dyck path P is a 2-dimensional path starting at the origin $(0,0)$, consisting of up steps $U = (1,1)$ and down steps $D = (1,-1)$, that ends on the x -axis and never goes strictly below the x -axis. The size of P is the number n of up steps. We denote by D_n , the set of such paths. An ascent of a path P is a maximal, non-empty sequence of consecutive up steps. A descent is defined similarly using down steps. A factor of P is a non-empty sequence of consecutive steps. A peak is a factor UD , while a valley is a factor DU . There exists on D_n a classical order, called the Stanley order, for which P is less than or equal to Q if it lies (weakly) below Q . By this, we mean that for any l , the prefix of P of length l contains at most as many up steps as the prefix of length l of Q . A path Q covers a path P in this order if and only if Q is obtained by replacing a valley DU of P into a peak UD . In [13] they consider a greedy version of this order, which they call the ascent order. It is described by its cover relations: they say that Q covers P (denoted $P < Q$) if there exists in P a factor DU^kD such that Q is obtained from P by replacing this factor by U^kDD . Observe that in this case P lies below Q . This relation being irreflexive and anti-symmetric, its transitive closure is thus an order relation on D_n , denoted \leq , and one checks that the cover relations of this order are indeed those described above. The corresponding poset is denoted by D_n .

We can define an epimorphism of graphs and posets $f_n : D_n \mapsto D_{n-1}$ as follows $f_n(P)$ is obtained by deleting the first peak UD of P , by utilising the fact that D_n contains a copy of D_{n-1} to its bottom right (there are other copies of D_{n-1} inside D_n). It follows that each f_n is monotone, as each vertex fiber is connected. Hence, by definition 6.3 and proposition 6.5 in [9], the corresponding inverse limit D is Kelley. Each D_n is a non distributive lattice. Hence, the corresponding inverse limit D is non distributive. The necessary figure is given below.

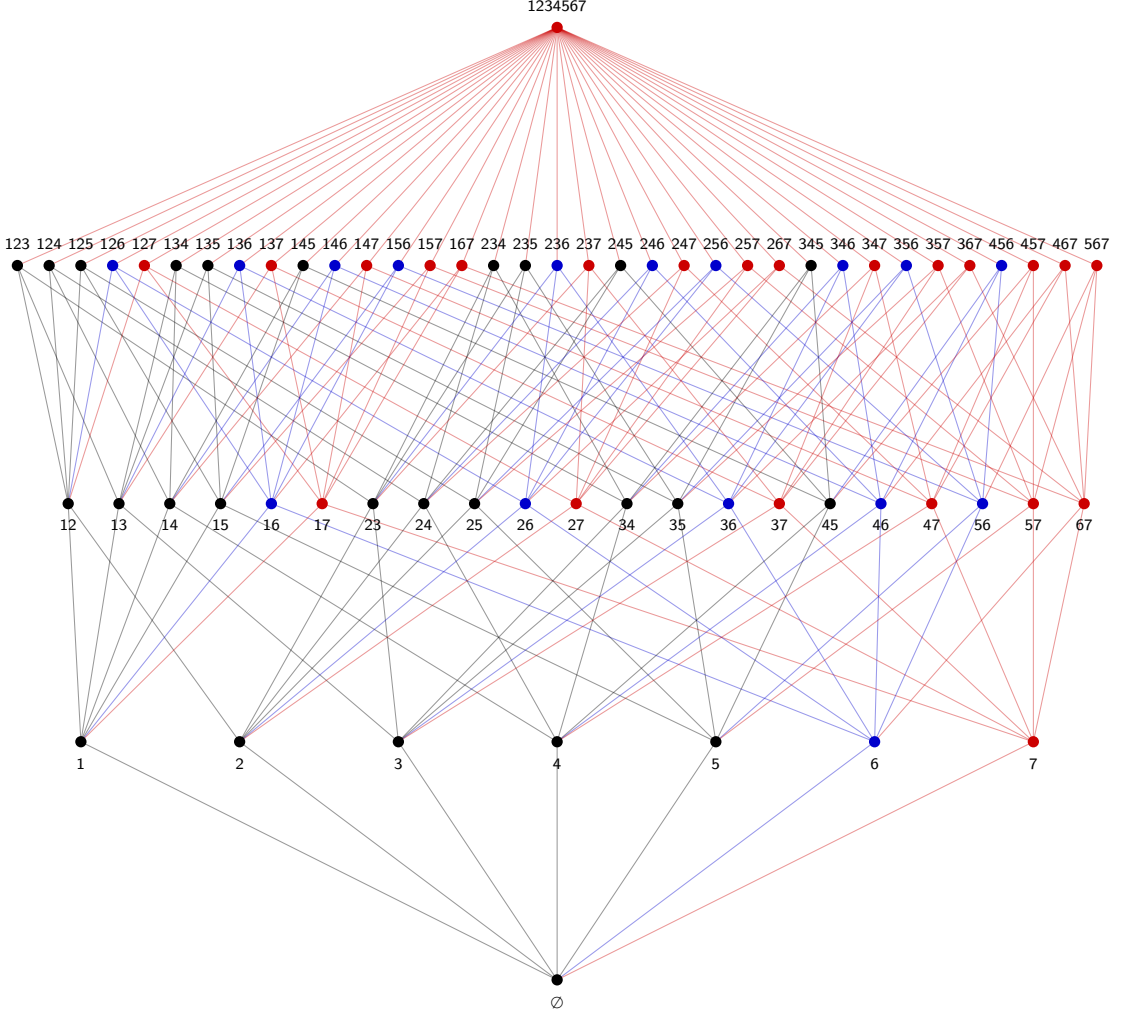


2. We notice from [15] the lattices F_n^∞ (and F_n^p (for any positive integer p)) form projective Fraïssé family of graphs with monotone bonding epimorphism once we define the bonding epimorphism same as in the above example, making the corresponding inverse limits Kelley as above. The pic is given below.



3. Lattice of flats of Uniform matroids (Ranked, non distributive): Calling the lattice of flats of an uniform matroid as $U_{k,n}$ we notice that, there is an epimorphism of graphs from $U_{k,n}$ onto $U_{k,n-1}$ as follows: We notice that $U_{k,n}$ contains a copy of $U_{k,n-1}$. We first map the copy in the domain on to the range identically. For the rest in the second level from the top, we define

Figure 1: The lattice of flats of uniform matroid



$\phi(a_k a_{k+1} \cdots a_{n-1} n) = a_{k+1} a_{k+2} \cdots a_{n-1} (n-1)$ if no $a_i = n-1$, $\phi(a_k a_{k+1} \cdots a_{n-1} n) = a_{k+1} a_{k+2} \cdots a_{n-2} (n-2)(n-1)$ if w.l.g. $a_{n-1} = n-1$

$\phi(a_k a_{k+1} \cdots a_{n-1} n) = a_{k+1} a_{k+2} \cdots a_{n-3} (n-3)(n-2)(n-1)$ if w.l.g. $a_{n-2} = n-2, a_{n-1} = (n-1)$

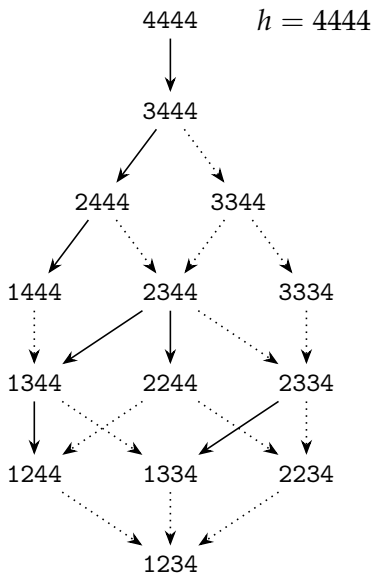
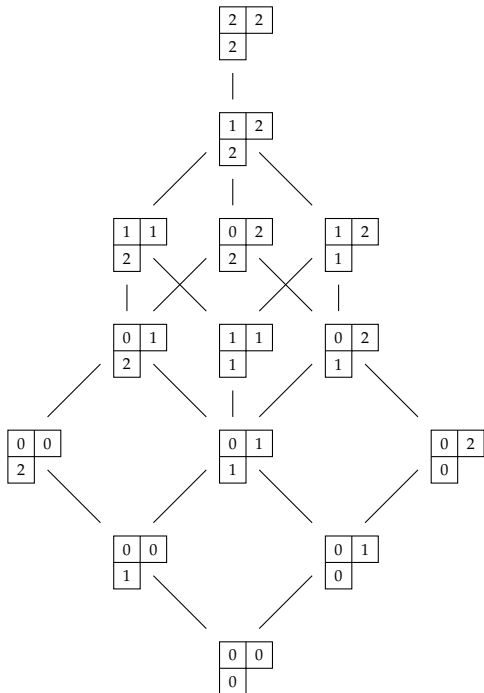
in the third level from the top, we define $\phi(a_k a_{k+1} \cdots a_{n-2} n) = a_{k+1} a_{k+2} \cdots a_{n-2} (n-1)$ if no $a_i = n-1$, $\phi(a_k a_{k+1} \cdots a_{n-2} n) = a_{k+1} a_{k+2} \cdots a_{n-3} (n-2)(n-1)$ if w.l.g. $a_{n-2} = n-1$ and it is equal to $a_{k+1} a_{k+2} \cdots a_{n-4} (n-3)(n-2)(n-1)$ if w.l.g. $a_{n-2} = n-2, a_{n-1} = (n-1)$, and so on. Proceeding in this way, we reach to the single digit n and we define $\phi(n) = n-1$. We further notice that, each of these lattices of flats of $U_{k,n}$ are chain permutational posets. Again, each bonding map being confluent, the corresponding inverse limit is Kelley.

4. Lattices of m dimer covers of snake graphs of continued fractions: Here we refer the snake graph of continued fraction $G[a_1, a_2, \cdots a_n]$ as in [11] and [12] and we indicate the set of all m dimer covers of them as in [11] and [12] as $G^m[a_1, a_2, \cdots a_n]$. It is mentioned in section 2 of [12], that there is a bijection

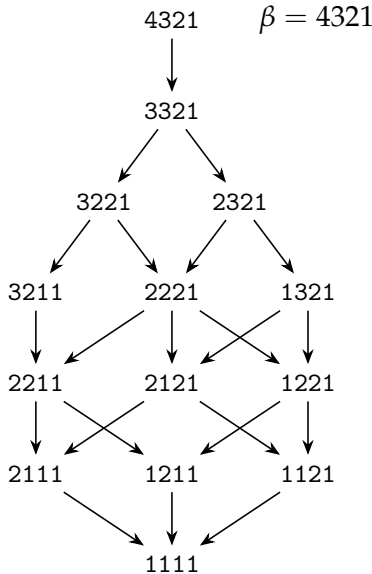
between the lattice of all m dimer covers of the snake graph $G[a_1, a_2, \dots, a_n]$ and the P - *partition* lattice of the shape $G[a_1, a_2, \dots, a_n]$ with parts atmost m . Here we consider the scenario when $a_1 = a_2 = n$ creating a hook shape from the corresponding snake graph and we discuss in general the lattice $G^m[n, n]$. Note that, the Hasse diagram of $G^m[n, n]$ contains a copy of that of $G^m[n-1, n-1]$ in it's top, where as it contains a copy of that of $G^{m-1}[n, n]$ in it's bottom. Let us call the copy of the smaller part as Y . So, we can define an epimorphism of graphs and posets from $G^m[n, n]$ on to $G^m[n-1, n-1]$ as follows: We map the copy of $G^m[n-1, n-1]$ in the top Y identically. Then, we first notice that the Hasse diagram of $G^m[n, n]$ ($\forall m, n > 1$) is symmetric w.r.t. the vertical line drawn through the top element of it. Suppose x be a vertex in $G^m[n, n]$ out side Y . Then, if x has same or smaller rank as the bottom most element of the copy of Y , define $f(x) = y$, where y is the bottom most element of Y . Now, if x is outside Y , then whenever x is to the right of the rightmost element in Y , say x' with the same rank, then define $f(x) = x'$, if x is to the left of the left most element in Y , say x'' with the same rank, then define $f(x) = x''$, if x is somewhere in between the right most and leftmost elemnt in Y with the same rank, then without loss of generality define $f(x) = x'$. We can define an epimorphism of graphs and posets analogously from $G^m[n, n]$ on to $G^{m-1}[n, n]$. Thus, for any two pairs $(m, n) \geq (a, b)$, we can define the epimorphism of grapps and posets as $\phi_{(a,b),(m,n)}$ from $G^m[n, n]$ on to $G^a[b, b]$ as the compositions of the intermediate surjections making $(G^m[n, n], \phi_{(a,b),(m,n)})$ a projective Fraisse family of graphs preserving the partial order of the posets. Due to the vertical symmetry in the Hasse diagram, and the way the covering relations in the lattice are defined the corresponding bonding maps turns out to be confluent, making the graph of the projective limit Kelley as in [9]. The necessary figure for this example and the next one are in the following page.

5. Lattices on Hessenberg functions: We notice that the poset of Hessenberg functions as in [16], H_n contains a copy of that as H_{n-1} to it's bottom right (there might be more copies). Hence, we can define an epimorphism from H_n upon H_{n-1} as follows: Lets map the copy of H_{n-1} (call it as H) inside the domain on to the range identically. Then for any vertex x outside H , if x has a rank bigger or equal to that of y (the top most element of H), then define $f(x) = y$, otherwise, if x' is the leftmost element in H with the same rank as that of x , define $f(x) = x'$. The way the covering relations in the poset H_n is defined, it makes the corresponding bonding maps confluent , giving the projective limit Kelley.

Figure 2: The poset of P -partitions of $G[2, 2]$ with parts at most 2.



(a) Hessenberg functions.



(b) Degree tuples.

6. Lattices of non crossing partitions (no of blocks $k=2$): We notice that if $NC(n, k)$ is the set of all non crossing partitions of $[n]$ into k many blocks, then for $k = 2$, always $NC(n, 2)$ contains a copy of $NC(n - 1, 2)$ and we see a natural epimorphism from $NC(n, 2)$ upon $NC(n - 1, 2)$, by utilising the technique of sequence of first occurrence $F(\rho)$ and it's complement $R(\rho)$ for any restricted

growth functions ρ as mentioned in section 7 of [14] to create the lattice structure on any $NC(n, k)$. By Lemma, 3.4 in [9] we notice that here the bonding maps are monotone and by proposition 3.9 in [9], if N is the corresponding projective limit, then the corresponding projection of N on to each finite factor $NC(n, 2)$ is monotone. Each bonding map being monotone, by proposition 6.5 in [9], the corresponding projective limit N is Kelley.

Note: As in case of the pattern avoidences, we can create graph sole-noid from those above examples also adjusting with specific subfamilies of the outer boundaries (and many alternatives).

Question 13.

1. *Are the projective Fraisse limit of the above lattices arcwise connected?*
2. *Is this possible to create inverse system of monotone (or confluent) bonding maps over the family of Assecent lattice of m dyck paths of length n (and their mirrored versions) as in [13]?*
3. *Is this possible to create projective system of monotone (or confluent) bonding maps over the family of all m dimer covers of all snake graphs of continued fraction $G[a_1, a_2, \dots a_n]$ as in [11], [12]?*
4. *Is this possible to create projective system of monotone (or confluent) bonding maps over the family of all non crossing set partitions of $[n]$ with k blocks varying both n, k upto infinity (keeping $n > k$)?*
5. *Is this possible to create projective system of monotone (or confluent) bonding maps over the family of all lattice of flats of uniform matroids $U_{k,n}$ varying both n, k upto infinity?*

Acknowledgement: Author thanks to Bruce Sagan for introducing the area of combinatorics. Thanks to Nicholas Ovenhouse for providing ideas and offering multiple helpful discussions, corrections in this topic. Thanks to Jean Luc Baril for many useful discussions, interest and several suggestions, corrections in the material. Thanks to Andrew Sack for idea and suggestions as well. Thanks to Mireille Bousquet-Melou, Richard Kenyon, John Voight for suggestions and interest on this work. Thanks to Allen R. Williams for drawing all the pictures of the Hasse diagrams in Latex. Thanks to Robinson Czajkowski, David Gajewski for their many helpful suggestions in latex.

References

- [1] Michelle Wachs, Dennis White, 1991 *p, q-Stirling Numbers and Set Partition Statistics* published by Journal of Combinatorial Theory, Volume: 56, Issue:1, pages:27-46

- [2] Lindsey R. Campbell, Samantha Dahlberg, Robert Dorward, Jonathan Gerhard, Thomas Grubb, Carlin Purcell, Bruce E Sagan, 2016 *Set partition patterns and statistics* Volume:339, Issue:1, pages: 1-16
- [3] Amrita Acharyya, Robinson Paul Czajkowski, Allen Richard Williams 2020 *K block Set Partition Pattern And Statistics* Preprint arxiv:2003.02915
- [4] Rodica Simion and Frank W Schmidt, 1985 *Restricted Permutation* published by European Journal of Combinatorics
- [5] Bruce E. Sagan And Joshua P. Swanson, 2022 *q-Stirling numbers in type B* published by European Journal of Combinatorics, Volume:118, available online 2023
- [6] Ming-Jian Ding and Jiang Zeng. Some identities involving q-Stirling numbers of the second kind in type-B, 2024, published by The electronic journal of combinatorics, vol 31-issue 1
- [7] Eli Bagno, David Garber. Combinatorics of q, r-analogues of Stirling numbers of type-B, 2024. Preprint arXiv:2401.08365
- [8] Amrita Acharyya Type B set partitions, 2025, an analogue of restricted growth functions Published by Ars Combinatoria, Volume 162, Pages 191-204
- [9] W LODZIMIERZ J. CHARATONIK, ALEKSANDRA KWIATKOWSKA, ROBERT P. ROE, AND SHUJIE YANG, PROJECTIVE FRACTIONAL LIMITS OF TREES WITH CONFLUENT EPI-MORPHISMS, 2024, Preprint arXiv: 2312.16915v2
- [10] W LODZIMIERZ J. CHARATONIK, ALEKSANDRA KWIATKOWSKA, AND ROBERT P. ROE THE PROJECTIVE FRACTIONAL LIMIT OF THE FAMILY OF ALL CONNECTED FINITE GRAPHS WITH CONFLUENT EPI-MORPHISMS, 2024, Preprint arXiv: 2206.12400v3
- [11] Gregg Musiker, Nicholas Ovenhouse, Ralf Schiffler, and Sylvester W. Zhang, Higher Dimer Covers on Snake Graphs, 2023 Preprint arXiv: 2306.14389v1
- [12] Amanda Burcroff, Nicholas Ovenhouse, Ralf Schiffler, Sylvester W. Zhang 2025 Higher q-continued fractions, European Journal of Combinatorics, volume 131
- [13] Jean-Luc Baril, Mireille Bousquet-Mélou, Sergey Kirgizova, Mehdi Naimac, 2025, The Ascent Lattice on Dyck Paths, 2025, The Electronic Journal of Combinatorics, volume 32, issue 2
- [14] . Jinting Liang and Bruce E. Sagan, 2024, Log concavity and log-convexity via distributive lattices, arXiv:2408.02782
- [15] Jean-Luc Baril, Nathanael Hassler, 2024, INTERVALS IN A FAMILY OF FIBONACCI LATTICES, arXiv:2411.17628v1
- [16] Aba Mbirika, Julianna Tymoczko, Generalizing Tanisaki's ideal via ideals of truncated symmetric functions, J Algebr Comb (2013) 37:167–199 DOI 10.1007/s10801-012-0372-2

- [17] Brion, M., Carrell, J.: The equivariant cohomology ring of regular varieties. *Mich. Math. J.* 52(1), 189–203 (2004)
- [18] Harada, M., Tymoczko, J.: A positive Monk formula in the S^1 -equivariant cohomology of Type A Peterson varieties. *Proc. Lond. Math. Soc.* (2011). doi:10.1112/plms/pdq038
- [19] Kostant, B.: Flag manifold quantum cohomology, the Toda lattice, and the representation with highest weight ρ . *Sel. Math. New Ser.* 2(1), 43–91 (1996)
- [20] Rietsch, K.: Totally positive Toeplitz matrices and quantum cohomology of partial flag varieties. *J. Am. Math. Soc.* 16(2), 363–392 (2003) (electronic)
- [21] Tymoczko, J.: Paving Hessenberg varieties by affines. *Sel. Math. New Ser.* 13(2), 353–367 (2007)

Department of Mathematics and Statistics, University of Toledo, Ohio 43606, USA

*Correspondence: amrita.acharyya@utoledo.edu