

ATLAS: Automated Tree-based Language Analysis System for C and C++ Source Programs

Jaid Monwar Chowdhury

Bangladesh University of Engineering and Technology
Dhaka, Bangladesh
jaidmonwar.official@gmail.com

Humayra Binte Monwar*

Bangladesh University of Engineering and Technology
Dhaka, Bangladesh
humayramonwar@gmail.com

Ahmad Farhan Shahriar Chowdhury*

Bangladesh University of Engineering and Technology
Dhaka, Bangladesh
farhan.shahriar.2015@gmail.com

Mahmuda Naznin

Bangladesh University of Engineering and Technology
Dhaka, Bangladesh
mahmudanaznin@cse.buet.ac.bd

Abstract

Analyzing non-compilable C/C++ submodules without a resolved build environment remains a critical bottleneck for industrial software evolution. Traditional static analysis tools often fail in these scenarios due to their reliance on successful compilation, while Large Language Models (LLMs) lack the structural context necessary to reason about complex program logic. We introduce **ATLAS**, a Python-based CLI that generates unified multi-view representations for large-scale C/C++ projects with high accuracy, achieving success rates up to 96.80% for CFGs and 91.38% for DFGs. **ATLAS** is characterized by: (i) inter-procedural, type-aware analysis across function boundaries; (ii) support for both full and partial analysis of non-compilable projects; (iii) graph optimizations such as variable collapsing and node blacklisting; and (iv) synchronized multi-view graphs that align syntax, execution paths, and data-flow logic. Evaluating **ATLAS** with DeepSeek V3.2 for automated test generation demonstrates a 34.71% increase in line coverage and 32.66% in branch coverage, matching or exceeding the performance of the symbolic execution tool KLEE on complex projects. With polynomial scalability, **ATLAS** provides a robust infrastructure for generating the information-dense datasets required by next-generation, graph-aware ML4SE models.

Video demonstration: <https://youtu.be/QGuJZhj9CTA>

Tool Github repository: ATLAS

Keywords

Static Program Analysis, Control Flow, Data Flow Analysis, C/C++

ACM Reference Format:

Jaid Monwar Chowdhury, Ahmad Farhan Shahriar Chowdhury, Humayra Binte Monwar, and Mahmuda Naznin. 2026. ATLAS: Automated Tree-based Language Analysis System for C and C++ Source Programs. In *Proceedings of* . ACM, New York, NY, USA, 9 pages. <https://doi.org/10.1145/nnnnnnnn.nnnnnnn>

*These authors contributed equally as second authors.

1 Introduction

Programming languages like C and C++ are still considered the foundation of performance-critical software, such as operating systems and embedded firmware [26], where hardware proximity and resource efficiency are paramount. However, as C/C++ based systems scale, managing their evolution becomes increasingly complex [3], particularly when analyzing sub-modules that contain unresolved dependencies. Consequently, the field has transitioned towards Machine Learning for Software Engineering (ML4SE) to automate tasks like test generation [11] [10], code translation [29] [14], source code classification [20], and code summarization [13] [15]. Within this paradigm, Large Language Models (LLMs) offer a flexible alternative to traditional tools. LLMs can derive semantic context even from unbuildable projects by processing code as structured textual sequences [30] [21] [17].

However, LLMs are limited by their probabilistic nature, often prioritizing token adjacency over the deep, non-linear relationships that dictate program behavior [2] [22]. Bridging this 'semantic gap' requires effective representation learning. Such techniques are essential for training and evaluating Machine Learning (ML) models while also enhancing the reasoning capabilities of LLMs. Empirical evidence [18] [23] shows that performance improves significantly when models utilize multi-view data that explicitly encodes these underlying logical relationships.

Consequently, research has shifted toward representing code as integrated graphs [6]. The Abstract Syntax Tree (AST) encodes the hierarchical syntactic structure of code constructs, the Control Flow Graph (CFG) models execution paths, and the Data Flow Graph (DFG) captures the variable dependencies. Crucially, their integration into a multi-view representation allows models to holistically capture program logic. This approach is validated by CodeSAM [19], which uses attention-masking to improve code search, and PANTA [12], which leverages CFG analysis to increase the test coverage by 23%. However, these successes are largely centered on Java. C/C++ projects, on the other hand, lack such high-level abstractions and require significantly more code to implement equivalent logic, exhausting LLM context windows more rapidly [6]. Moreover, this difficulty is further complicated by C-specific hurdles like pointer aliasing and type obscurity, which remain under-addressed [25] in representation learning research.

To address these challenges, this paper introduces **ATLAS**, a Python-based Command-Line Interface (CLI) designed to function as a high-performance data generation engine for ML4SE. **ATLAS** automates the extraction of correct, aligned multi-view representations from large-scale C/C++ repositories. By resolving inter-procedural dependencies and offering graph-optimization options, **ATLAS** allows developers and researchers to quickly generate information-dense datasets that are directly ingestible by modern Machine Learning (ML) and Artificial Intelligence (AI) frameworks. The key contributions of this work are:

- Statement-level, inter-procedural CFG and type-aware DFG generation.
- Support for multi-file analysis of both compilable and non-compilable C/C++ projects.
- Graph optimizations, including variable collapsing (merging redundant references) and node blacklisting (filtering irrelevant types).
- Unified multi-view representations synchronizing syntax, control, and data flow for simultaneous learning.

2 Related Work

Compiler infrastructures like LLVM and GCC provide high-fidelity analysis but require fully resolvable build environments [9], making them impractical for fragmented codebases (e.g., forcing full compilation just to analyze a small submodule). Furthermore, Intermediate Representation (IR)-based analysis inherently discards source-level semantics, limiting the efficacy of downstream models [16]. In contrast, **ATLAS** operates on source ASTs, preserving semantic metadata for non-compilable projects and natively modeling constructs like templates and lambdas.

Additionally, static tools like Joern [1] provide multi-language code-views but lack a native mechanism to customize or combine these representations into a unified structure. This often results in isolated, function-level graphs that cannot resolve the long-range dependencies required for a comprehensive project-level analysis. Similarly, while Tree-sitter [4] parses syntax, it cannot resolve execution logic or data-flow. In contrast, **ATLAS** employs custom inter-procedural algorithms to precisely model pointer indirection and class-member state at the statement level. While COMEX [7] targets memory-safe Java and C#, **ATLAS** addresses unmanaged C/C++ semantics through specialized, type-aware analysis.

ATLAS further addresses two critical gaps in the current landscape. First, it provides statement-level DFGs for C and C++, whereas existing research tools like PhASAR [24] focus primarily on IR. Second, it resolves the fragmentation of current toolchains, where developers must stitch together disparate tools, such as Clang for ASTs and Joern [1] for CFGs, using custom scripts. This fragmented process is inefficient and lacks cross-view alignment. **ATLAS** provides a unified framework for aligned multi-view graphs, eliminating redundant analysis and streamlining ML4SE tasks.

3 ATLAS Tool

ATLAS follows a three-step workflow (Fig. 1). First, the Preprocessor and Parser normalize multi-file projects into a Parsed Code Model enriched with scope, type, and declaration-use metadata. Second, the Combined Code View Generator constructs aligned

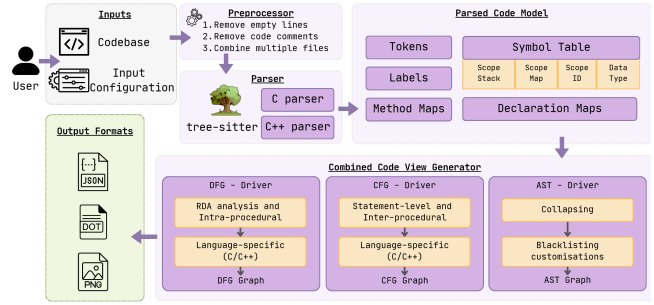


Figure 1: Architecture of ATLAS

graphs via four modules: the AST, CFG, and DFG Drivers, and the Unified Multi-view Graph. Finally, **ATLAS** exports these representations in JSON, DOT, or PNG, linking a program’s syntactic structure directly to its execution behavior.

3.1 Preprocessor and Parser

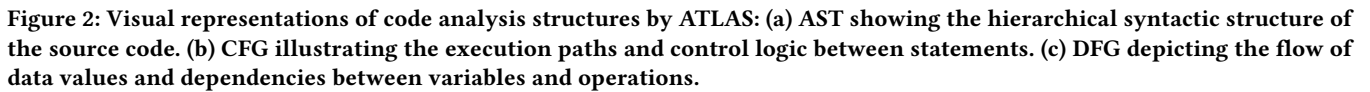
The module generates a unified Parsed Code Model. The Preprocessor normalizes the codebase by consolidating multi-file projects, removing non-semantic elements (e.g., comments and empty lines), and resolving global macro and type definitions. Subsequently, the Parser leverages Tree-sitter to generate concrete syntax trees (CSTs), which are traversed to build an enriched symbol table mapping scope hierarchies, data types, and declaration-use relationships.

3.2 Code Representation Generation

The Combined Code View Generator utilizes the enriched symbol table to construct aligned AST, CFG, and DFG views. These components utilize Reaching Definition Analysis (RDA) and inter-procedural mapping to ensure consistent node alignment across all views. Construction logic and refinements for each representation are as follows.

3.2.1 AST. The CST produced in the preprocessing step preserves all syntactic details, which **ATLAS** traverses to build an AST index, mapping each node’s position and type to a unique identifier. To refine this representation, **ATLAS** prunes non-semantic tokens, such as brackets and semicolons, to produce a core AST (Fig. 2(a)). The AST Driver further provides two customization mechanisms to control graph granularity: (i) Variable Collapsing, which unifies all occurrences of a specific variable identifier into a single node to reduce redundancy, and (ii) Node Blacklisting, which allows users to omit irrelevant node categories (e.g., modifier) and their children. These refinements allow users to distill the program into its core logical elements, effectively mitigating the computational overhead and overfitting risks associated with high-dimensional syntax.

3.2.2 CFG. The CFG Driver generates statement-level and inter-procedural representations where each node corresponds to a source statement and edges map all potential execution transitions. Unlike traditional tools that produce isolated function-level graphs, **ATLAS** establishes global connectivity by resolving function calls as directed edges from caller statements to callee definitions. This capability is demonstrated in Fig. 2(b), where the ternary operator



integration, the DOT and PNG formats facilitate human-centric debugging and structural inspection. For multi-view representations, the component employs color-coded edge classes to distinguish between syntactic, control, and data-flow properties.

3.2.3 DFG. The DFG Driver employs Reaching Definition Analysis (RDA) to construct a directed graph where nodes represent variable definitions, uses, and modifications. RDA ensures that data dependencies reflect actual program execution semantics, rather than mere textual proximity, by tracking which variable definitions reach a program point without being overwritten. This enables inter-procedural, type-aware tracking as demonstrated in Fig. 2(c). **ATLAS** accurately models pass-by-reference semantics by linking variables to their aliased parameters across function boundaries. For instance, the definition of `k` on Line 16 is traced through its reference as parameter `a` in `f1()`. Furthermore, the tool tracks class-member state throughout an object’s lifecycle. It connects the initialization of member variable `x` in the constructor (Line 7) to its subsequent usage within the member function `f1()` on Line 11.

The figure consists of two side-by-side scatter plots, both with 'Lines of Code (LOC)' on the x-axis (ranging from 50 to 300).

The left plot is titled 'Duration (s) vs LOC'. The y-axis is 'Duration (s)' (ranging from 0 to 80). It shows a positive correlation between LOC and Duration, with a blue trend line. Data points are represented by blue circles.

The right plot is titled 'Peak RSS (MB) vs LOC'. The y-axis is 'Peak RSS (MB)' (ranging from 120 to 240). It shows a positive correlation between LOC and Peak RSS, with a green trend line. Data points are represented by green circles.

To evaluate the accuracy of **ATLAS**, we generate and manually verify the CFG and DFG for all the C and C++ projects from the TheAlgorithms dataset [27] [28]. To evaluate the practicality of the tool, we compare the test generation performance of DeepSeek V3.2 [8] with and without statement-level CFG as context. We select the 10 largest C programs by LOC, excluding main functions and test scaffolding to isolate the core algorithmic logic. Additionally, we benchmark the tool’s scalability by monitoring its computational resource consumption relative to code complexity.

4.1 Graph Generation Success Rates

Evaluating **ATLAS** on the **TheAlgorithms** dataset (406 C and 360 C++ files) yielded high success rates for graph generation: CFG: 96.80% (C) and 91.67% (C++); DFG: 91.38% (C) and 90.56% (C++).

Table 1: Coverage comparison across DeepSeek with CFG, DeepSeek without CFG, and KLEE on TheAlgorithms C dataset

Identifier	#Function	#Line	#Branch	Function Cov. (%)			Line Cov. (%)			Branch Cov. (%)		
				DS w/ CFG	DS w/o CFG	KLEE	DS w/ CFG	DS w/o CFG	KLEE	DS w/ CFG	DS w/o CFG	KLEE
red_black_tree	11	309	206	100.00	70.00	100.00	90.00	21.70	82.00	91.30	15.00	43.80
multikey_quick_sort	27	301	196	100.00	41.20	100.00	86.40	34.50	77.60	92.90	39.00	65.80
hangman	14	170	94	100.00	66.70	70.60	92.40	53.10	64.50	87.20	46.20	56.30
min_heap	17	166	122	100.00	100.00	100.00	91.60	97.00	46.40	86.90	93.30	27.00
tic_tac_toe	7	164	206	57.10	28.60	100.00	45.10	25.00	86.40	45.10	27.20	50.00
bucket_sort	14	162	120	92.90	16.70	100.00	83.30	1.10	92.90	78.30	0.00	68.10
dynamic_stack	16	161	128	93.80	90.00	94.40	85.10	65.50	53.20	68.80	36.40	16.80
sudoku_solver	20	159	148	100.00	77.80	100.00	96.20	67.90	84.10	79.10	73.10	36.90
naval_battle	6	156	224	100.00	83.30	100.00	93.60	55.50	93.60	82.10	52.30	76.00
trie	19	152	128	100.00	100.00	59.10	99.30	94.60	48.50	88.30	90.90	35.20
Total/Average	151	1,900	1,572	94.38	67.43	92.41	86.30	51.59	72.92	80.00	47.34	47.59

Table 2: Analysis of Failure Cases in ATLAS

Failure Category	C		C++	
	CFG	DFG	CFG	DFG
goto statements	3	3	-	-
Multi-threading	10	10	6	6
Pointer Arithmetic	-	22	-	2
Operator Overloading	-	-	24	24
Static Variables	-	-	-	2
Total	13	35	30	34

As detailed in Table 2, remaining failures stem from the unmanaged memory model of C/C++, where runtime behaviors, such as dynamic pointer arithmetic and array element modifications, cannot be fully resolved statically. Additionally, to prioritize graph clarity and computational scalability, certain complex constructs like goto statements and static class variables are currently modeled with limited granularity. By requiring only syntactic validity rather than a resolved build environment, **ATLAS** bypasses the overhead of compilation while maintaining broad industrial applicability. These design trade-offs establish **ATLAS** as a performant tool for generating the information-dense datasets essential for ML models.

4.2 Impact of CodeView Combinations

Our analysis lies in advancing LLM-based control-flow reasoning for test generation; therefore, our focus is on the comparison between state-of-the-art LLM with statement-level CFG (DS w/ CFG) and without CFG (DS w/o CFG). We use DeepSeek V3.2 with temperature=0, max_tokens=4096, and reasoning turned off. For DS w/ CFG, we extract the execution paths from the statement-level CFG and generate a test for each unique path. We replicate a similar architecture to PANTA [12] with max_iterations=15 and LLM temperature=0.1 for test repairs. We discard any tests if they still fail after max iterations. For DS w/o CFG, we do not add the paths into the LLM’s context as we do not generate a CFG, and we keep the rest of the modules exactly identical.

We present the results in Table 1. In terms of line and branch coverages, DS w/ CFG consistently outperforms DS w/o CFG almost across all projects. On average, DS w/ CFG achieves 34.71% higher

line coverage and 32.66% higher branch coverage than DS w/o CFG. The coverage performance of DS w/ CFG is on-par with the industry-standard tool KLEE [5] in most projects and even exceeds it in the larger projects (red_black_tree, hangman, etc). Beyond coverage metrics, DS w/ CFG also demonstrates improved test efficiency of around 75% in terms of the ratio of tests that follow at least one unique execution path to the total number of generated tests. This is in stark contrast to only 67% for DS w/o CFG. This indicates that **ATLAS**-generated statement-level CFG-guided test generation reduces redundant tests by enabling the LLM to target distinct control-flow paths systematically.

4.3 Scalability Analysis

To evaluate the scalability of **ATLAS**, we measure its performance during CFG generation on the 20 largest C programs from the TheAlgorithms C dataset [27], ranging from 61 to 309 LOC. Figure 3 presents the execution time and memory consumption metrics across these programs. The median execution time is 6.89 seconds, with median peak memory usage of 135.01 MB. The trend lines in Figure 3 show best-fit polynomial curves, revealing that execution time and memory consumption scale polynomially with program size rather than exponentially, suggesting that **ATLAS** remains practical for moderately-sized programs typical of benchmark datasets.

5 Conclusion

We introduced **ATLAS**, a Python-based CLI that generates unified multi-view representations of C/C++ projects by aligning syntactic, control, and data-flow properties. By operating on raw source code without build-system dependencies, **ATLAS** enables the rapid generation of information-dense datasets for ML4SE. Our evaluation demonstrates that **ATLAS**-guided LLMs significantly enhance control-flow reasoning, matching the effectiveness of symbolic execution tools like KLEE, while maintaining polynomial scalability. **ATLAS** establishes a foundational infrastructure for graph-aware models, with future work targeting advanced C++ idioms and automated memory-safety analysis.

References

- [1] [n. d.]. Joern - The Bug Hunter's Workbench. <https://joern.io/>. Accessed: 2023-11-17.
- [2] Abhinav Anand, Shweta Verma, Krishna Narasimhan, and Mira Mezini. 2024. A Critical Study of What Code-LLMs (Do Not) Learn. *arXiv:2406.11930* [cs.SE] <https://arxiv.org/abs/2406.11930>
- [3] Brooks. 1987. No Silver Bullet Essence and Accidents of Software Engineering. *Computer* 20, 4 (1987), 10–19. doi:10.1109/MC.1987.1663532
- [4] Max Brunsfeld and Contributors. 2023. Tree-sitter. <https://tree-sitter.github.io/tree-sitter/>. Accessed: 2023-11-17.
- [5] Cristian Cadar, Daniel Dunbar, and Dawson Engler. 2008. KLEE: unassisted and automatic generation of high-coverage tests for complex systems programs. In *Proceedings of the 8th USENIX Conference on Operating Systems Design and Implementation* (San Diego, California) (OSDI'08). USENIX Association, USA, 209–224.
- [6] Sridhar Chimalakonda, Debeshee Das, Alex Mathai, Srikanth Tamilselvam, and Atul Kumar. 2023. The Landscape of Source Code Representation Learning in AI-Driven Software Engineering Tasks. In *2023 IEEE/ACM 45th International Conference on Software Engineering: Companion Proceedings (ICSE-Companion)*. 342–343. doi:10.1109/ICSE-Companion58688.2023.00098
- [7] Debeshee Das, Noble Saji Mathews, Alex Mathai, Srikanth Tamilselvam, Kranthi Sedamaki, Sridhar Chimalakonda, and Atul Kumar. 2023. COMEX: a tool for generating customized source code representations. In *2023 38th IEEE/ACM International Conference on Automated Software Engineering (ASE)*. IEEE, 2054–2057.
- [8] DeepSeek-AI, Aixin Liu, Aoxue Mei, Bangcai Lin, Bing Xue, Bingxuan Wang, Bingzheng Xu, Bochao Wu, Bowei Zhang, Chaofan Lin, Chen Dong, Chengda Lu, Chenggang Zhao, Chengqi Deng, Chenhao Xu, Chong Ruan, Damai Dai, Daya Guo, Dejian Yang, Deli Chen, Erhang Li, Fangqi Zhou, Fangyun Lin, Fucang Dai, Guangbo Hao, Guanting Chen, Guowei Li, H. Zhang, Hanwei Xu, Hao Li, Haofen Liang, Haoran Wei, Haowei Zhang, Haowen Luo, Haozhe Ji, Honghui Ding, Hongxuan Tang, Huanqi Cao, Huazuo Gao, Hui Qu, Hui Zeng, Jialiang Huang, Jiashi Li, Jiaxin Xu, Jiewen Hu, Jingchang Chen, Jingting Xiang, Jingyang Yuan, Jingyuan Cheng, Jinhua Zhu, Jun Ran, Junguang Jiang, Junjie Qiu, Junlong Li, Junxiao Song, Kai Dong, Kaige Gao, Kang Guan, Kexin Huang, Kexing Zhou, Kezhao Huang, Kuai Yu, Lean Wang, Lecong Zhang, Lei Wang, Liang Zhao, Liangsheng Yin, Lihua Guo, Lingxiao Luo, Linwang Ma, Litong Wang, Liyue Zhang, M. S. Di, M. Y. Xu, Mingchuan Zhang, Minghua Zhang, Minghui Tang, Mingxu Zhou, Panpan Huang, Peixin Cong, Peiyi Wang, Qiancheng Wang, Qihao Zhu, Qingyang Li, Qinyu Chen, Qishui Du, Ruiling Xu, Ruiqi Ge, Ruisong Zhang, Ruizhe Pan, Runji Wang, Runqiu Yin, Runxin Xu, Ruomeng Shen, Ruoyu Zhang, S. H. Liu, Shanghao Lu, Shangyan Zhou, Shanhuan Chen, Shaofei Cai, Shaoyuan Chen, Shengding Hu, Shengyu Liu, Shiqiang Hu, Shirong Ma, Shiyu Wang, Shuiping Yu, Shunfeng Zhou, Shutong Pan, Songyang Zhou, Tao Ni, Tao Yun, Tian Pei, Tian Ye, Tianyuan Yue, Wangding Zeng, Wen Liu, Wenfeng Liang, Wenjie Pang, Wenjing Luo, Wenjun Gao, Wentao Zhang, Xi Gao, Xiangwen Wang, Xiao Bi, Xiaodong Liu, Xiaohan Wang, Xiaokang Chen, Xiaokang Zhang, Xiaotao Nie, Xin Cheng, Xin Liu, Xin Xie, Xingchao Liu, Xingkai Yu, Xingyou Li, Xinyu Yang, Xinyuan Li, Xu Chen, Xuecheng Su, Xuehai Pan, Xuheng Lin, Xuwei Fu, Y. Q. Wang, Yang Zhang, Yuehong Xu, Yanru Ma, Yao Li, Yao Li, Yao Zhao, Yaofeng Sun, Yaohui Wang, Yi Qian, Yi Yu, Yichao Zhang, Yifan Ding, Yifan Shi, Yiliang Xiong, Ying He, Ying Zhou, Yinmin Zhong, Yishi Piao, Yisong Wang, Yixiao Chen, Yixuan Tan, Yixuan Wei, Yiyang Ma, Yiyuan Liu, Yonglun Yang, Yongqiang Guo, Yongtong Wu, Yu Wu, Yuan Cheng, Yuan Ou, Yuanfan Xu, Yudian Wang, Yue Gong, Yuhuan Wu, Yuheng Zou, Yukun Li, Yunfan Xiong, Yuxiang Luo, Yuxiang You, Yuxuan Liu, Yuyang Zhang, Z. F. Wu, Z. Z. Ren, Zehua Zhao, Zehui Ren, Zhangli Sha, Zhe Fu, Zhean Xu, Zhenda Xie, Zhengyan Zhang, Zhewen Hao, Zhibin Gou, Zhicheng Ma, Zhigang Yan, Zhihong Shao, Zhixian Huang, Zhiyu Wu, Zhuoshu Li, Zhuping Zhang, Zian Xu, Zihao Wang, Zihui Gu, Zijia Zhu, Zilin Li, Zipeng Zhang, Ziwei Xie, Ziyi Gao, Zizheng Pan, Zongqing Yao, Bei Feng, Hui Li, J. L. Cai, Jiaqi Ni, Lei Xu, Meng Li, Ning Tian, R. J. Chen, R. L. Jin, S. S. Li, Shuang Zhou, Tianyu Sun, X. Q. Li, Xiangyue Jin, Xiaojin Shen, Xiaosha Chen, Xinnan Song, Xinyi Zhou, Y. X. Zhu, Yanping Huang, Yaohui Li, Yi Zheng, Yuchen Zhu, Yunxian Ma, Zhen Huang, Zhipeng Xu, Zhongyu Zhang, Dongjie Ji, Jian Liang, Jianzhong Guo, Jin Chen, Leyi Xia, Miaojun Wang, Mingming Li, Peng Zhang, Ruiyi Chen, Shangmian Sun, Shaoqing Wu, Shengfeng Ye, T. Wang, W. L. Xiao, Wei An, Xianzu Wang, Xiaowen Sun, Xiaoxiang Wang, Ying Tang, Yukun Zha, Zekai Zhang, Zhe Ju, Zhen Zhang, and Zihua Qu. 2025. DeepSeek-V3.2: Pushing the Frontier of Open Large Language Models. *arXiv:2512.02556* [cs.CL] <https://arxiv.org/abs/2512.02556>
- [9] Richard A. Dubniczky, Krisztofer Zoltán Horvát, Tamás Bisztray, Mohamed Amine Ferrag, Lucas C. Cordeiro, and Norbert Tihanyi. 2025. CASTLE: Benchmarking Dataset for Static Code Analyzers and LLMs towards CWE Detection. *arXiv:2503.09433* [cs.CR] <https://arxiv.org/abs/2503.09433>
- [10] Vinicius H. S. Durelli, Rafael S. Durelli, Simone S. Borges, Andre T. Endo, Marcelo M. Eler, Diego R. C. Dias, and Marcelo P. Guimarães. 2019. Machine Learning Applied to Software Testing: A Systematic Mapping Study. *IEEE Transactions on Reliability* 68, 3 (2019), 1189–1212. doi:10.1109/TR.2019.2892517
- [11] Afonso Fontes and Gregory Gay. 2023. The integration of machine learning into automated test generation: A systematic mapping study. *Software Testing, Verification and Reliability* 33, 4 (2023), e1845.
- [12] Sijia Gu, Noor Nashid, and Ali Mesbah. 2025. LLM Test Generation via Iterative Hybrid Program Analysis. *arXiv preprint arXiv:2503.13580* (2025).
- [13] Sonia Haiduc, Jairo Aponte, and Andrian Marcus. 2010. Supporting program comprehension with source code summarization. In *Proceedings of the 32nd ACM/IEEE International Conference on Software Engineering—Volume 2*. 223–226.
- [14] Ali Reza Ibrahimzade, Kaiyao Ke, Mrigank Pawagi, Muhammad Salman Abid, Rangeet Pan, Saurabh Sinha, and Reyhaneh Jabbarvand. 2025. AlphaTrans: A Neuro-Symbolic Compositional Approach for Repository-Level Code Translation and Validation. *Proceedings of the ACM on Software Engineering* 2, FSE (June 2025), 2454–2476. doi:10.1145/3729379
- [15] Siyuan Jiang, Ameer Armaly, and Collin McMillan. 2017. Automatically generating commit messages from diffs using neural machine translation. In *2017 32nd IEEE/ACM International Conference on Automated Software Engineering (ASE)*. IEEE, 135–146.
- [16] Chris Lattner, Mehdi Amini, Uday Bondhugula, Albert Cohen, Andy Davis, Jacques Pienaar, River Riddle, Tatiana Shpeisman, Nicolas Vasilache, and Oleksandr Zinenko. 2020. MLIR: A compiler infrastructure for the end of Moore's law. *arXiv preprint arXiv:2002.11054* (2020).
- [17] Yihe Li, Ruijie Meng, and Gregory J Duck. 2025. Large language model powered symbolic execution. *Proceedings of the ACM on Programming Languages* 9, OOPSLA2 (2025), 3148–3176.
- [18] Changshu Liu and Reyhaneh Jabbarvand. 2025. A Tool for In-depth Analysis of Code Execution Reasoning of Large Language Models. *arXiv:2501.18482* [cs.SE] <https://arxiv.org/abs/2501.18482>
- [19] Alex Mathai, Kranthi Sedamaki, Debeshee Das, Noble Saji Mathews, Srikanth Tamilselvam, Sridhar Chimalakonda, and Atul Kumar. 2024. CodeSAM: Source Code Representation Learning by Infusing Self-Attention with Multi-Code-View Graphs. *arXiv:2411.14611* [cs.SE] <https://arxiv.org/abs/2411.14611>
- [20] Lili Mou, Ge Li, Lu Zhang, Tao Wang, and Zhi Jin. 2016. Convolutional neural networks over tree structures for programming language processing. In *Proceedings of the AAAI conference on artificial intelligence*, Vol. 30.
- [21] Annibale Panichella, Bogdan Dit, Rocco Oliveto, Massimiliano Di Penta, Denys Poshyvanyk, and Andrea De Lucia. 2013. How to effectively use topic models for software engineering tasks? an approach based on genetic algorithms. In *2013 35th international conference on software engineering (ICSE)*. IEEE, 522–531.
- [22] Vishnu S. Pendyala and Neha B. Thakur. 2025. Performance and interpretability analysis of code generation large language models. *Neurocomputing* 656 (2025), 131461. doi:10.1016/j.neucom.2025.131461
- [23] Hazem Peter Samoa, Firas Bayram, Pasquale Salza, and Philipp Leitner. 2022. A systematic mapping study of source code representation for deep learning in software engineering. *IET Software* 16, 4 (June 2022), 351–385. doi:10.1049/sfw2.12064
- [24] Philipp Dominik Schubert, Ben Hermann, and Eric Bodden. 2019. Phasar: An inter-procedural static analysis framework for c/c++. In *International Conference on Tools and Algorithms for the Construction and Analysis of Systems*. Springer, 393–410.
- [25] Philipp Dominik Schubert, Ben Hermann, and Eric Bodden. 2021. Lossless, Persisted Summarization of Static Callgraph, Points-To and Data-Flow Analysis. In *35th European Conference on Object-Oriented Programming (ECOOP 2021) (Leibniz International Proceedings in Informatics (LIPIcs), Vol. 194)*, Anders Möller and Manu Sridharan (Eds.). Schloss Dagstuhl – Leibniz-Zentrum für Informatik, Dagstuhl, Germany, 2:1–2:31. doi:10.4230/LIPIcs.ECOOP.2021.2
- [26] Bjarne Stroustrup. 2020. Thriving in a Crowded and Changing World: C++ 2006–2020. *Proceedings of the ACM on Programming Languages* 4, HOPL (2020), 1–168. doi:10.1145/3386320
- [27] TheAlgorithms. 2025. TheAlgorithms / C: Collection of various algorithms in C for educational purposes. <https://github.com/TheAlgorithms/C>. GitHub repository, accessed 17 November 2025.
- [28] TheAlgorithms. 2025. TheAlgorithms / C-Plus-Plus: Collection of various algorithms in C++ for educational purposes. <https://github.com/TheAlgorithms/C-Plus-Plus>. GitHub repository, accessed 17 November 2025.
- [29] Michele Tufano, Jevgenija Pantuchina, Cody Watson, Gabriele Bavota, and Denys Poshyvanyk. 2019. On learning meaningful code changes via neural machine translation. In *2019 IEEE/ACM 41st International Conference on Software Engineering (ICSE)*. IEEE, 25–36.
- [30] Jiayimei Wang, Tao Ni, Wei-Bin Lee, and Qingchuan Zhao. 2025. A Contemporary Survey of Large Language Model Assisted Program Analysis. *arXiv:2502.18474* [cs.SE] <https://arxiv.org/abs/2502.18474>

A ATLAS: Tool Demonstration Walkthrough

This appendix compares **ATLAS**'s CFG representation with LLVM IR and provides step-by-step demonstrations showcasing single-file analysis, combined multi-code view generation, and multi-file project analysis.

Video demonstration: <https://youtu.be/QGuJZhj9CTA>

Tool Github repository: **ATLAS**

A.1 CFG Representation Comparison: LLVM IR vs. ATLAS

Before demonstrating **ATLAS**'s capabilities, we illustrate the key difference between traditional compiler-based CFG generation and **ATLAS**'s statement-level approach. This comparison highlights why source-level CFGs are more suitable for program comprehension and software engineering tasks.

A.1.1 Input Source Code. We use a simple factorial program to compare CFG representations:

```
#include <stdio.h>

int factorial(int n) {
    if (n <= 1) {
        return 1;
    }

    int result = 1;
    for (int i = 2; i <= n; i++) {
        result = result * i;
    }
    return result;
}

int main() {
    int num = 5;
    int fact = factorial(num);
    printf("Factorial of %d is %d\n", num, fact);
    return 0;
}
```

Figure 4: Source code of the factorial program used for CFG comparison.

A.1.2 LLVM IR-Based CFG (Clang). Traditional compiler toolchains such as Clang generate CFGs at the LLVM Intermediate Representation (IR) level. While useful for compiler optimizations, LLVM IR CFGs operate on a lower-level abstraction that loses source-level code semantics:

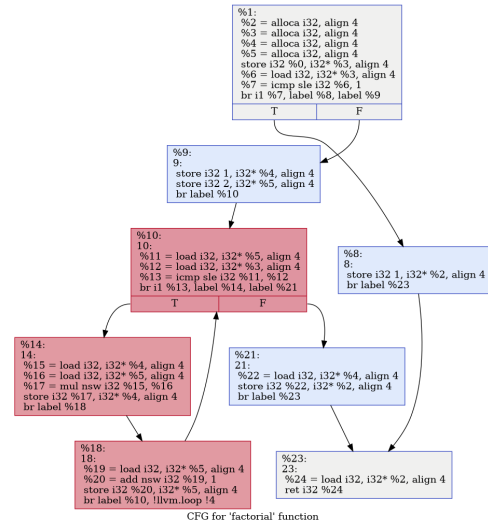


Figure 5: LLVM IR-based CFG generated by Clang for the factorial function. Nodes contain low-level IR instructions (alloca, store, load, icmp, br) rather than source statements.

Limitations of LLVM IR CFGs:

- **Loss of source semantics** — Original variable names are replaced with numbered registers (%1, %2, etc.)
- **Lowered abstractions** — High-level constructs like for loops are decomposed into basic blocks with conditional branches
- **Memory operations** — Simple variable assignments become sequences of alloca, store, and load instructions
- **Difficult traceability** — Mapping IR nodes back to source code lines requires additional debug information

A.1.3 ATLAS Statement-Level CFG. In contrast, **ATLAS** generates CFGs at the source statement level, preserving the original code structure and semantics:

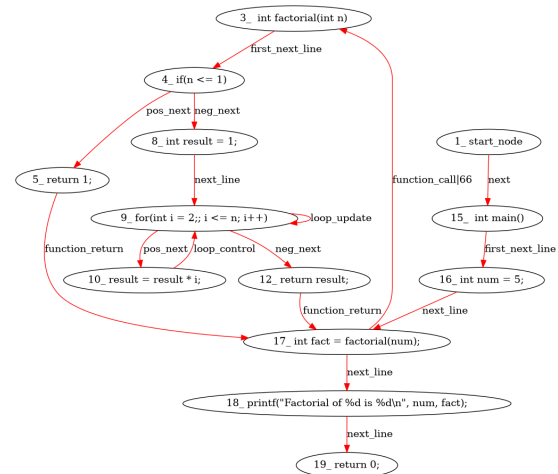


Figure 6: ATLAS-generated CFG for the same factorial program.

Advantages of ATLAS's approach:

- **Source-level fidelity** — Nodes contain actual source statements as written by developers
- **Preserved semantics** — Loop structures (for), conditionals (if), and function calls remain explicit
- **Direct traceability** — Each node includes line numbers for immediate source code correlation
- **Semantic edge labels** — Control flow edges are annotated with meaningful labels (loop_update, function_return)
- **Inter-procedural visibility** — Function calls and returns are explicitly represented as graph edges

This statement-level representation makes **ATLAS's** CFGs directly applicable to software engineering tasks such as code review, bug localization, and program understanding, without requiring expertise in compiler internals.

A.2 Prerequisites

ATLAS can be run either via direct installation or Docker. For this demonstration, we use Docker for reproducibility:

```
docker build -t atlas .
```

All commands assume the working directory contains the example source files.

A.3 Scenario A: Single File Analysis — Control Flow Graph Generation

This scenario demonstrates **ATLAS's** ability to generate a Control Flow Graph (CFG) from a single C source file, useful for understanding program execution paths.

A.3.1 Input Source Code. We use `factorial.cpp`, a file containing a simple factorial function with a loop and conditional return:

```
#include <iostream>

class Factorial {
private:
    int number;
    int result;
public:
    Factorial(int n) : number(n), result(1) {
        calculate();
    }

    void calculate() {
        if (number <= 1) {
            result = 1;
            return;
        }
        result = 1;
        for (int i = 2; i <= number; i++) {
            result = result * i;
        }
    }

    int getResult() const {
        return result;
    }

    int getNumber() const {
        return number;
    }

    void setNumber(int n) {
        number = n;
        calculate();
    }
};

int main() {
    int num = 5;
    Factorial fact(num);
    std::cout << "Factorial of " << fact.getNumber() << " is " << fact.getResult() << std::endl;
    return 0;
}
```

Figure 7: Source code of `factorial.cpp`.

A.3.2 Command. Run the following terminal command:

```
docker run --rm \
-v "$(pwd):/work" -w /work \
atlas --lang cpp \
--code-file factorial.cpp \
--graphs cfg --output all
```

A.3.3 Output Files Generated.

File	Description
factorial.json	Graph data in JSON format
factorial.dot	GraphViz DOT representation
factorial.png	Visual graph rendering

A.3.4 Generated Control Flow Graph.

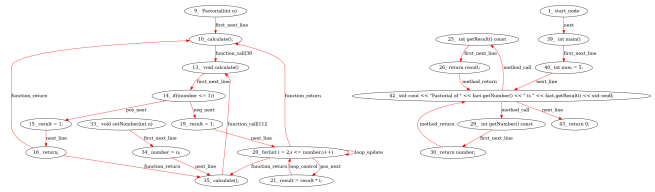


Figure 8: Control Flow Graph for `factorial.cpp` showing execution paths through the factorial function and main function. Nodes represent statements, edges represent control flow transitions. The loop structure in the factorial function and the conditional branch are clearly visible.

A.3.5 Interpretation. The CFG reveals:

- Entry and exit points for each function (factorial and main)
- Branching structure at the `if (n <= 1)` condition with two outgoing edges
- Loop back-edge from the end of the for loop body back to the loop condition
- Sequential flow through the main function's variable declarations and function call

A.4 Scenario B: Combined Multi-Code View Generation

This scenario demonstrates **ATLAS's** core capability: generating and combining multiple code representations (CFG and DFG) into a single unified graph. This combined view enables analyses that require correlating control flow and data dependency information simultaneously.

A.4.1 Input Source Code. We use a bubble sort implementation (bubble_sort.c) that demonstrates variable definitions, uses, and complex control flow:

```
void bubble_sort(int arr[], int n) {
    int i, j, temp;
    int swapped;

    for (i = 0; i < n - 1; i++) {
        swapped = 0;

        for (j = 0; j < n - i - 1; j++) {
            if (arr[j] > arr[j + 1]) {
                temp = arr[j];
                arr[j] = arr[j + 1];
                arr[j + 1] = temp;
                swapped = 1;
            }
        }

        if (swapped == 0) {
            break;
        }
    }
}
```

Figure 9: Source code of bubble_sort.c.

A.4.2 Command. Run the following terminal command:

```
docker run --rm \
-v "$(pwd):/work" -w /work \
atlas --lang c \
--code-file bubble_sort.c \
--graphs cfg,dfg --output all
```

A.4.3 Generated Combined CFG+DFG Graph.

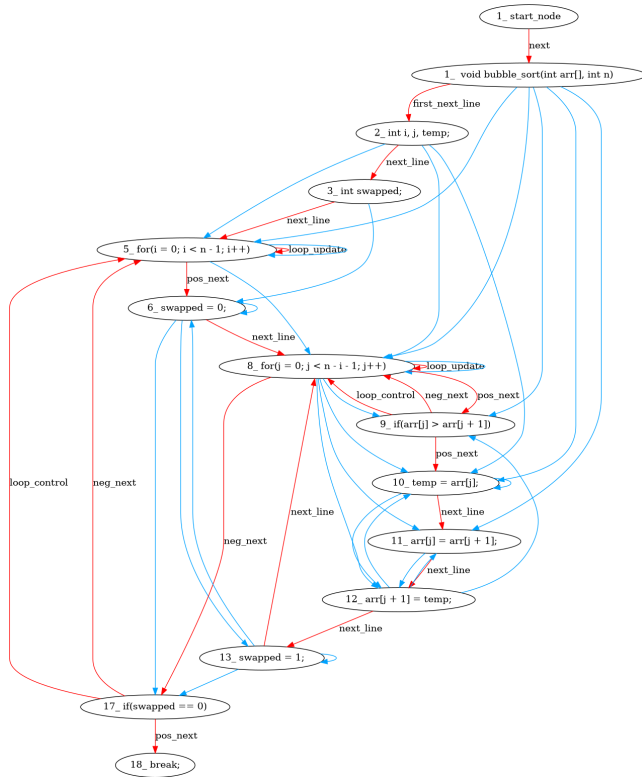


Figure 10: Combined Control Flow Graph and Data Flow Graph for bubble_sort.c rendered as a single unified graph.

A.4.4 Interpretation. The combined CFG+DFG visualization enables answering questions that require both control flow and data dependency information:

- **“Which variables are modified in the loop body?”** — Follow red CFG edges to identify loop nodes, then trace blue DFG edges to find variable definitions
- **“Does a variable definition reach a specific use?”** — Combine blue DFG definition-use edges with red CFG paths to verify reachability
- **“What data flows through the swap operation?”** — Trace blue DFG edges showing how temp, arr[j], and arr[j+1] are connected through the swap sequence

A.5 Scenario C: Multi-File Project Analysis

This scenario demonstrates ATLAS’s ability to analyze entire projects by combining multiple source files into a unified analysis. This is essential for real-world codebases where functions span multiple files.

A.5.1 Input Project Structure. We analyze a small project with separate files for a math utilities library:

```
math_project/
|-- math_utils.h
|-- math_utils.c
|-- main.c
```

```
#ifndef MATH_UTILS_H
#define MATH_UTILS_H

int add(int a, int b);
int multiply(int a, int b);
int factorial(int n);

#endif
```

Figure 11: Header file math_utils.h declaring the add, multiply, and factorial function prototypes.


```

#include "math_utils.h"

int add(int a, int b) {
    int result = a + b;
    return result;
}

int multiply(int a, int b) {
    int result = a * b;
    return result;
}

int factorial(int n) {
    int result = 1;
    int i;
    for (i = 1; i <= n; i++) {
        result = multiply(result, i);
    }
    return result;
}

```

Figure 12: Implementation file `math_utils.c` containing arithmetic operations.

```

#include <stdio.h>
#include "math_utils.h"

int main() {
    int x = 5;
    int y = 3;

    int sum = add(x, y);
    int product = multiply(x, y);
    int fact = factorial(x);

    printf("Sum: %d\n", sum);
    printf("Product: %d\n", product);
    printf("Factorial: %d\n", fact);

    return 0;
}

```

Figure 13: Main file `main.c` demonstrating usage of the `math` utilities API.

A.5.2 *Command.* Run the following terminal command:

```

docker run --rm \
  -v "$(pwd):/work" -w /work \
  atlas --lang c \
  --code-folder math_project \
  --combined-name math_analysis \
  --graphs cfg --output all

```

A.5.3 Output Files Generated.

File	Description
<code>math_analysis.json</code>	Combined graph data from all source files
<code>math_analysis.dot</code>	GraphViz DOT representation
<code>math_analysis.png</code>	Visual graph rendering

A.5.4 Generated Combined Project CFG.

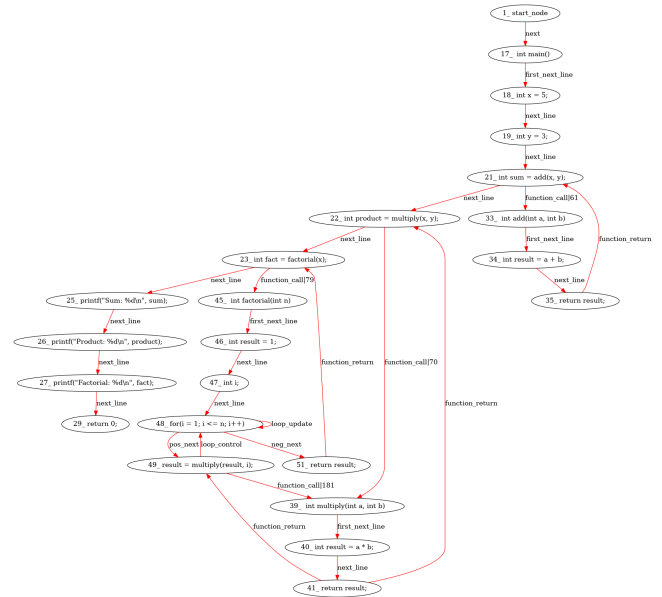


Figure 14: Combined Control Flow Graph spanning all functions across `math_utils.c` and `main.c`. Each function (`add`, `multiply`, `factorial`, `main`) appears as a separate subgraph with its own entry and exit points. The graph reveals the control flow patterns including the loop structure in `factorial` and the sequential function calls in `main`.

A.5.5 Multi-File Analysis Benefits.

Aspect	Single-File	Multi-File
Function relationships	Limited to one file	Cross-file visibility
Global variables	Partial	Complete
Header correlation	Not possible	Fully supported
Project-wide flow	Not possible	Enabled

A.5.6 Interpretation.

The combined multi-file analysis enables:

- **Cross-file call tracking** — Following calls from `main.c` to functions in `math_utils.c`
- **Complete function analysis** — Viewing all functions and their control flow together
- **Inter-function dependencies** — Tracing how `factorial` calls `multiply`
- **API usage patterns** — Correlating header declarations with implementations