

# *Quditto*: Emulating and Orchestrating Distributed QKD Network Deployments

Blanca Lopez<sup>\*,†</sup> (bllopezr@it.uc3m.es), Angela Diaz-Bricio<sup>\*,†</sup>, Javier Perez<sup>\*</sup>, Ivan Vidal<sup>†</sup>, and Francisco Valera<sup>†</sup>

<sup>\*</sup>IMDEA Networks Institute, Madrid, Spain

<sup>†</sup>Telematic Engineering Department, Universidad Carlos III de Madrid, Madrid, Spain

**Abstract**—Quantum Key Distribution (QKD) offers information-theoretic security by leveraging quantum mechanics, yet the cost and complexity of dedicated hardware and fiber infrastructure have so far limited large-scale deployment and experimentation. In this paper, we introduce *Quditto*, an automated open-access emulation platform that combines high-fidelity quantum-channel modeling with a standardized key-delivery API, enabling users to interact with the emulated network exactly as they would with real QKD hardware. *Quditto* modular design supports pluggable protocol implementations, complex key management schemes and detailed channel models, including variable attenuation and decoherence. We validate *Quditto* by deploying networks of various sizes and demonstrate its flexibility through two proof-of-concept scenarios featuring eavesdropper attacks and heterogeneous channel conditions.

**Index Terms**—quantum network, QKD Network, quantum emulation

## I. INTRODUCTION

THE progress of quantum computing offers promising advances across many areas, by allowing the solution of some complex computational problems at speeds far beyond the reach of classical algorithms. However, this great computational power threatens the cryptographic foundations underlying the security of current communication infrastructures. Many security protocols rely on mathematical problems, such as integer factorization and discrete logarithms, which could be solved in polynomial time using quantum algorithms. Faced with this situation, two parallel but potentially complementary paths open up to solve this security gap in Internet communications: post-quantum cryptography (PQC) and quantum cryptography, whose best-known method is Quantum Key Distribution (QKD).

PQC seeks to design new (non-quantum) cryptographic algorithms that are resistant to known quantum attacks, though it cannot guarantee that a future quantum algorithm will not eventually compromise their security. In contrast, quantum cryptography, particularly QKD protocols, leverages the intrinsic properties of quantum mechanics to achieve information-theoretic security.

The ideal level of security offered by QKD protocols is, however, far from widespread deployment. First, the underlying hardware remains at an early stage of development, and

it is delicate and costly. Second, quantum signals are highly susceptible to loss and decoherence over standard telecommunication fibers, so they must travel through dedicated, low-loss channels, which increases infrastructure expenses. As a result, building large-scale QKD Networks (QKDNs) is technically challenging and economically unfeasible for both commercial providers and most research institutions.

For this reason, numerous simulation tools have been developed in recent years, allowing experimentation with objects representing QKDNs without the need to physically build one. Some examples, such as NetSquid [1], allow detailed simulation of devices, channels, and protocols; while others, such as SimQN [2], focus on simulating what would be the network layer of a QKDN. However, to the best of our knowledge, none of these tools allow true end-to-end emulation of a distributed QKDN infrastructure (across distant nodes).

In this context, we previously built a service for automatically deploying Digital Twins of QKDNs [3] as part of the Madrid quantum communication infrastructure development. While this approach enabled distributed emulated experimentation using SimulaQron [4], its quantum-behavior modeling lacked the precision required for more realistic performance evaluations.

Building on that groundwork, we now present *Quditto* [5], a comprehensive QKD emulator that combines high-fidelity modeling with an ETSI standard-compliant Application Programming Interface (API). *Quditto* is not a simulation platform; it coordinates the automatic deployment of a realistic QKDN distributed across classical equipment and cloud infrastructures. The nodes of this QKDN implement the standard ETSI GS QKD 014 API [6], allowing users to interact with them in real time in the same way they would with physical QKD hardware.

*Quditto* enables the creation of realistic QKDNs of arbitrary topology, abstracting away the underlying hardware and execution environment. Its modular architecture allows integrating different quantum-behavior modeling engines (our implementation uses, by default, the NetSquid quantum simulator), providing users with cryptographic outputs within a timeframe and with characteristics that closely resemble those of physical QKD devices. All emulated nodes expose the ETSI GS QKD 014-compliant API, allowing seamless interaction with the network exactly as one would with real QKD hardware. This flexibility makes *Quditto* suitable for experimentation, benchmarking, and rapid prototyping of interoperable QKD services.

This work is structured as follows: Section II reviews the state of the art in the field of QKDN modeling and compares existing platforms with *Quditto*; Sections III and IV deal respectively with the design and implementation of *Quditto*; Section V presents the platform validation; finally, Section VI contains the conclusions of the work and future lines arising from it.

## II. STATE OF THE ART

**D**UE to the existing difficulty in accessing quantum equipment, multiple simulation frameworks have been developed to support the design, analysis, and performance evaluation of QKDNs at different levels of abstraction. In this section, we review some of the most relevant ones.

At the device level, the leading platform is *NetSquid* [1], a discrete event simulator that enables modeling from single-photon generators to detectors and channels. These models can be used to create protocol implementations, analyzing them in simulations under realistic conditions. *NetSquid* allows researchers to prototype new QKD schemes, but because it focuses on individual device interactions and channel physics, it does not natively support distributed network topologies or standardized interfaces for higher-level applications.

Network layer simulators have also been developed to explore aspects such as routing and key management in QKDNs. In *SimQN* [2], low-level quantum dynamics are abstracted away to allow the user to focus on link establishment modeling, or scheduling policies. Similarly, *SimulaQron* [4] and *QuNetSim* [7] avoid detailed simulations of elementary quantum objects, facilitating the design and comparison of quantum network strategies at scale. These platforms allow users to examine metrics such as QKDN throughput or latency, although in some cases, as in *SimulaQron*, the lack of accurate models makes the results unrealistic. Furthermore, none of them expose an API layer that mimics real QKD devices; instead, users extract data dumps for offline analysis, without being allowed real-time interaction with the network.

Other tools, such as *QuISP* [8] or *Quantum Network Explorer (QNE)* [9], offer users a more realistic experience. *QuISP* simulates hybrid quantum and classical traffic on the same network, while *QNE* enables real-time key exchanges within small topologies. However, these initiatives do not implement any standardized key-delivery API, making the user unable to experiment with the simulated networks as they would with a real deployment.

Finally, our previous service [3] introduced the distributed deployment capabilities for QKDNs, moving from simulation to emulation. However, its reliance on *SimulaQron* [4] for backend simulation means that the quantum behavior of the network is not modeled with sufficient accuracy. As a result, the experimental outcomes it produces are inadequate for realistic performance analysis of the emulated networks.

Overall, existing works offer diverse perspectives on the behavior of QKDNs, but none provide a complete, standards-compliant emulation framework that simultaneously achieves: (1) high-fidelity modeling of quantum behavior, (2) support for multi-device topologies, and (3) compatibility with the APIs

used in commercial QKD hardware. Moreover, no existing platform enables these capabilities to be deployed across geographically distributed nodes, a key requirement for evaluating realistic QKDN operation. This gap motivates the development of a new research platform that combines all these features, allowing users to deploy an emulated, fully distributed, and standards-aligned QKDN, thereby enabling the evaluation of a broad range of experiments under realistic and reproducible conditions.

Building upon this analysis, *Quditto* complements existing simulation frameworks, which either focus on accurate quantum-physical modeling (*NetSquid*) or rely on physically simplified abstractions to enable scalable network-level studies (*SimQN*, *SimulaQron*, *QuNetSim*). Instead of acting as a simulator at a specific abstraction level, *Quditto* functions as a complete emulator enabling classical computing equipment to behave in real time as quantum communication hardware would. Through its standards-compliant API, *Quditto* supports real-time interactive and distributed deployments, faithfully reproducing the operational behavior of QKD infrastructure.

## III. DESIGN

**T**O address the gap identified in the previous section, we developed *Quditto*. The design goals were to preserve the distributed emulation capability of the previous service [3], adhere to a standardized key-delivery API to ensure faithful reproduction of real QKD deployments, and provide realistic modeling of quantum network behavior.

Flexibility was another guiding principle, since we intend that *Quditto* is not limited, for example, to emulate a single type of quantum technology or protocol. Finally, we aim for broad accessibility, building a platform for any stakeholder, regardless of programming background. Accordingly, *Quditto* needed to combine an intuitive, user-friendly interface with a modular, extensible architecture, empowering developers to integrate new quantum devices, protocols, or management features.

Based on these principles, we designed *Quditto* as a highly modular platform, consisting of three main components: the *Quditto* orchestrator, the *Quditto* modeling engine, and the *Quditto* nodes. Platform usage should be straightforward, and follows the design shown in Figure 1. From the user perspective, the resulting distributed QKDN behaves like a real QKDN: client applications communicate in real-time with network nodes via a standardized API, without ever needing to see the orchestration or modeling layers. Meanwhile, the modeling engine generates log files capturing events and protocol exchanges, which users can access for monitoring, troubleshooting, and KPI measurement.

We now review the design of the three components mentioned earlier, the main elements of *Quditto*, outlined in Figure 1.

### A. *Quditto* Nodes

The nodes handle application requests for cryptographic material. They offer a standardized API and internally forward each request to the modeling engine via a Pub/Sub protocol,

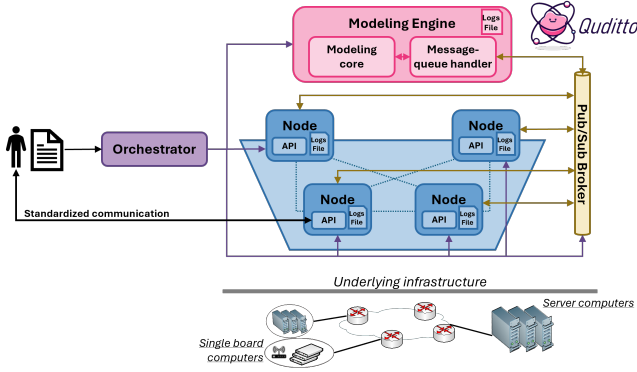


Fig. 1. Outline of the general design of *Quditto*. The user composes a set of documents describing: 1) the desired QKDN, identifying its constituent nodes and the QKDN topology; 2) the parameters that define the behavior of each QKD link, such as distance, QKD protocol used for key exchange, or whether there is an eavesdropper; and 3) the set of equipment (standard PCs, single-board computers, virtual machines, or virtualization containers) that will be used to instantiate the QKD nodes. These documents are then passed to the *Quditto* orchestrator. This component automatically installs and configures all required software on the target equipment. It then launches the *Quditto* quantum-behavior modeling engine, which will be in charge of properly modeling the behavior of the QKD links, and instantiates lightweight *Quditto* nodes on the target set of devices.

using unique routing keys for message identification. When a client requests a key, the node publishes a “modeling request” message specifying its neighbor involved and the amount of cryptographic material needed. The modeling engine then executes the QKD protocol, generating the key and calculating the time it would have taken for physical equipment to create this key. Subsequently, it waits the specified time before publishing a “result” message tagged with the requesting node routing key, containing the key material. Upon the reception, the requesting node immediately returns the key to the client, reproducing real-hardware timing. Likewise, the other node involved in the key exchange will receive its result message via its unique routing key (after the same calculated interval). This allows it to immediately answer any subsequent client queries once the interval has elapsed.

In this way, *Quditto* emulates a distributed QKDN that closely mirrors physical hardware, while remaining highly accessible and extensible. By enabling the core capability of key generation across emulated QKD links, *Quditto* enables the incorporation of more complex key management schemes, including trusted node relays for end-to-end exchanges between non-adjacent network endpoints.

### B. *Quditto* Modeling Engine

The *Quditto* modeling engine consists of two interrelated parts: a message-broker handler, which pulls tasks and publishes results, and a modeling core, that executes high-fidelity quantum channel and key exchange protocol implementations. It operates as an asynchronous event-driven service, processing tasks for different QKD links in parallel but enforcing link-level serialization. That is, if multiple requests arrive for the same link, the engine respects the latency of the first protocol execution and adds it to the next. Once a protocol execution is finished, the message-broker handler waits for its associated

time to pass and publishes the generated key material back to the broker under the routing key of the requesting node and its peer.

The design allows independent protocol executions while preserving temporal ordering and latency on each QKD link; furthermore, its modular architecture facilitates integrating alternative custom protocol extensions or even different backend modeling platforms by modifying only the modeling core. This ensures that *Quditto* allows the use of tailored implementations that can include complex mechanisms, such as error reconciliation, privacy amplification, and key distillation.

### C. *Quditto* Orchestrator

The orchestrator takes as input the network description and handles its deployment and configuration. It automatically provisions each target device with the required software stack, and sets up the message broker that mediates communication between the nodes and the modeling engine.

Once all dependencies are in place, the orchestrator launches the necessary processes for the correct functioning of the network, including the broker message handlers, the interface for client requests, and the modeling core, producing a fully operational, standard-compliant network without any manual steps beyond provisioning the Python-compliant devices and drafting the initial topology document.

## IV. IMPLEMENTATION

**Q**UDITTO is built as a Python-based platform, published under an open-source license [5]. For each of the core components involved, the nodes, the emulation core, and the orchestrator, an individual package has been developed.

The orchestrator package uses Ansible [10] to configure a set of pre-existing devices with Internet connectivity, either desktop computers, single-board devices, virtual machines, or virtualization containers, to act as QKD nodes of the emulated network. As discussed in the design section, the user must define the QKDN to be emulated, specifically, providing the *Quditto* orchestrator with two YAML files, a commonly used language for configuration documents. The first, which we will refer to as the configuration file, describes the network topology, indicating node names, link lengths, and the potential presence of eavesdroppers, as well as other parameters relevant to the QKD protocol to be emulated. The second document, which we will refer to as the inventory file, includes the credentials used by Ansible to connect to the devices that will be part of the emulated QKDN.

Once the orchestrator has both documents, it installs the node package on every node, and the emulation core package on the designated engine device. Therefore, to use *Quditto*, the user only has to install the orchestrator package; the rest of the installations and configurations are automatically performed by the orchestrator. Once the packages are installed and the Pub/Sub broker is configured, the orchestrator launches all the processes reviewed in the previous section. From then on, the network is operational and clients can make requests in real time to the nodes using the ETSI GS QKD 014 API [6].

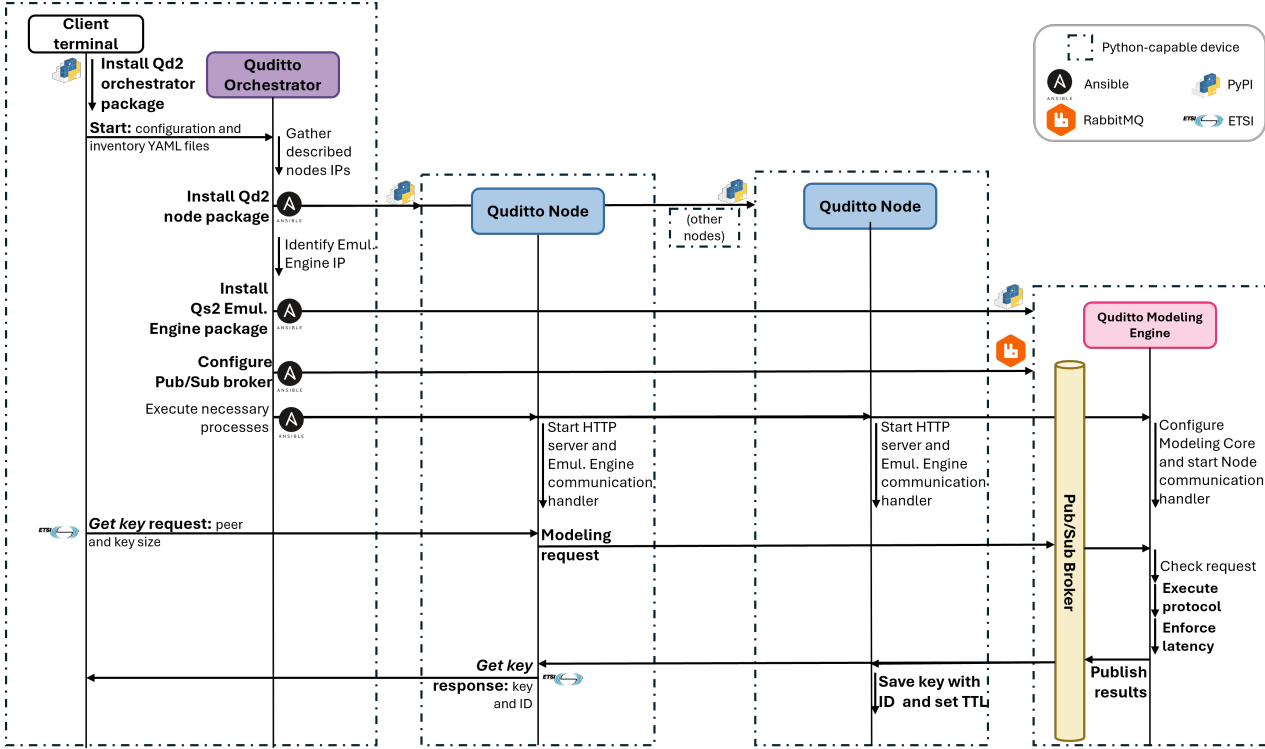


Fig. 2. Flowchart of the instantiation of an emulated QKDN using *Quditto*.

When a client makes an initial request to a *Quditto* node, the node generates a unique request ID and publishes a “modeling request” under its routing key. Once the emulation core completes the QKD protocol process and the calculated time has elapsed, it sends a “modeling result” with the cryptographic material and its ID. The initiator node consumes this result, and returns both the key and its ID to the client. The *Quditto* node acting as the peer in the key-exchange request will likewise receive its own result message via the broker, storing the key along with its ID in a local database, ready for a potential request. This flow of events can be entirely seen in Fig. 2.

Below, we describe the implementation of the packages developed for each component.

#### A. *Quditto* Node package

To ensure efficient node operation, two separate processes running in parallel are implemented.

The first process handles all interactions with the modeling engine performed through the broker implemented using the open-source RabbitMQ software [11].

The second process hosts an HTTP server that provides the ETSI GS QKD 014 API [6]. This allows applications to make requests for cryptographic material using standardized primitives depending on their role in the communication, e.g. *get key* when acting as the session initiator, or *get key with key ID* when acting as the responder retrieving an existing key by its identifier. If the node receives a key request with an ID, it looks up that specific ID in its local store. If the ID is found, the node returns the associated cryptographic

material without invoking the modeling engine. A time-to-live (TTL) for the keys has also been implemented, following the design of commercial QKD devices, with a default duration of 10 minutes. This TTL can be modified according to the user needs.

#### B. *Quditto* quantum-behavior modeling engine package

The *Quditto* modeling engine package is also comprised of two main components. The first one is responsible of communicating with the *Quditto* nodes via RabbitMQ. The second is the quantum-behavior modeling engine, which in our implementation is built on top of NetSquid quantum simulator. This engine provides the quantum-level behavior associated with each emulated QKD link. By default, the *Quditto* quantum-behavior modeling engine features two QKD protocol implementations based on the BB84 scheme: *BB84 with Eve*, which enables the placement of an eavesdropper performing an intercept-resend attack at any point along the quantum channel, and *Extended BB84* [14], [15], which incorporates user-configurable parameters to model the realistic behavior and imperfections of quantum hardware. For the sake of flexibility, additional scripts can be installed in *Quditto* with alternative QKD protocol implementations, whether based on NetSquid or any other modeling platform, as long as they produce cryptographic material along with a realistic execution duration.

When a “modeling request” reaches the emulation core through the RabbitMQ broker, it checks that it is a legitimate request, i.e., that the nodes involved exist in the network and are neighbors of the same QKD link. If so, it proceeds

to execute the protocol implementation script as many times as necessary to collect the amount of cryptographic material needed to satisfy the request. Because the modeling engine actually tracks how many bits remain to satisfy each request, protocol implementations do not need to accept a key-length parameter, simplifying the integration of new protocols. At the same time, this separation allows developers to adopt any key-generation strategy they choose (for example, maintaining an internal buffer) to fulfill requests. Once all the required key material has been gathered, the modeling engine enforces the calculated latency before publishing a “modeling result” message. That message, which includes the key and its associated ID, is sent under the routing keys of both participating *Quditto* nodes.

Throughout the process, the modeling engine continuously records logs of QKD protocol interactions, including timing events and QBER metrics. These logs are available for users for analysis and debugging, allowing in-depth inspection of protocol behavior, performance, and anomaly detection.

### C. *Quditto* orchestrator package

The orchestrator is implemented in Python as a command-line interface application with two primary functions, *start* and *stop*. The first function receives the two YAML files already mentioned as arguments, the configuration file and the inventory file. The second function requires only the inventory document.

With the *start* function, the orchestrator uses the Ansible Python API to connect to each device designated as a node and install the *Quditto* node package. It then connects to the device that will act as the *Quditto* modeling engine and provides it with a network description file including the appropriate parameters for the protocol modeling, such as link lengths or the presence of eavesdroppers. The orchestrator also installs NetSquid in this device, as it is the default modeling platform, in addition to the *Quditto* modeling engine package and RabbitMQ. Lastly, it configures a RabbitMQ broker to allow communication between the modeling engine and the rest of the nodes.

Once this is done, the orchestrator informs every node of the broker address so they know where to send modeling requests. Finally, it launches all required scripts on each device so that the emulated QKDN comes fully operational.

The *stop* command shuts down the entire emulated QKDN by connecting to each device in the inventory and terminating all processes associated with the *Quditto* modeling engine and node packages.

## V. VALIDATION

To demonstrate that *Quditto* is capable of automatically deploying and configuring a QKDN, as well as its flexibility to emulate different QKD protocols in a distributed environment, a series of experiments have been conducted. The YAML files used for all of them are available at [5] to support reproducibility.

### A. Performance of Orchestration Actions

We first evaluate how *Quditto* is able to automatically build a distributed emulated QKDN, measuring the time required by the orchestrator to transform a set of generic virtual machines into a functional QKDN. This experiment validates one of *Quditto*’s core contributions: the capacity to perform automated and scalable deployment of emulated QKDNs with minimal user effort.

Fig. 3 shows the time breakdown of the orchestration process as the number of nodes increases.

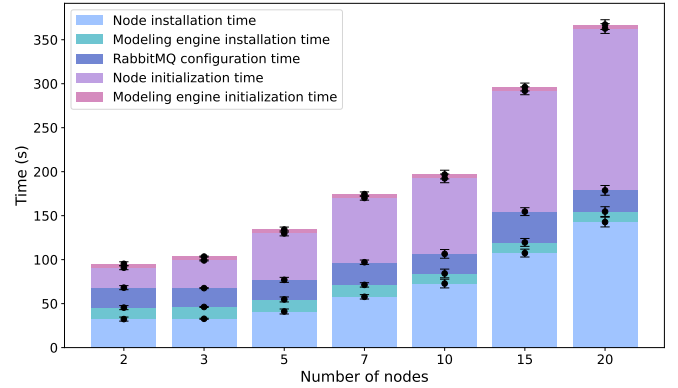


Fig. 3. Detailed time of different actions performed by *Quditto* orchestrator. The distribution of 10 deployments with a 95% confidence interval is shown for each network. The total setup time is decomposed into five distinct stages performed by the orchestrator in sequence via Ansible: (1) the node installation is the time taken to install the node package on all virtual machines specified in the configuration file, (2) the modeling engine installation includes both the installation of NetSquid and the modeling engine package on the designated modeling engine machine, (3) the RabbitMQ configuration represents the time required to install and configure RabbitMQ to enable communication between the nodes and the modeling engine, (4) the node initialization is the time it takes to run the required scripts on all nodes, (5) the modeling engine initialization corresponds to the time it takes to run the modeling engine scripts.

As expected, the overall orchestration time increases with the network size. As shown in Fig. 3, the node installation time and node initialization time grow linearly with the number of nodes in the network (note that the separation in the horizontal axis does not scale linearly), since these actions must be repeated for each individual node. In contrast, the modeling engine installation, RabbitMQ configuration, and modeling engine initialization times remain roughly constant, as they are performed only once on the modeling engine machine, regardless of the total number of nodes. Therefore, the orchestrator’s workload scales primarily with node-related tasks, while engine-specific steps do not introduce additional overhead when the network grows.

Remarkably, up to 10 nodes, *Quditto* deploys faster (or similarly, in the case of 10) than even a 2-node network in our previous service [3]. With 20 nodes, *Quditto* deploys in less time than the previous system required for an 8-node network. This stark contrast highlights the efficiency gains achieved with *Quditto*, despite its added functionality and complexity.

### B. Performance in a Partially Adversarial QKD Environment

To functionally validate *Quditto* and assess its behavior during standard key exchange workflows, we conducted a



distributed experiment involving four nodes arranged in a simple star topology, reflecting a subset of the Madrid Quantum Infrastructure [12], in which our team participates. The chosen portion of the network comprises nodes *Quintin*, *Quijote*, *Quevedo*, and *Aquiles* (see Figure 4). This setup allows us to observe the interactions between the nodes and the modeling engine under controlled conditions, including the emulation of a limited adversarial scenario by placing an eavesdropper on the *Quijote*–*Aquiles* link. The experiment employs one of the default QKD protocols available in *Quditto*, *BB84 with Eve*, which assumes ideal quantum channels while supporting the modeling of eavesdropping activity. Overall, this validation provides a functional demonstration of how *Quditto* operates and of the logical sequence of events followed by the nodes and the modeling engine when handling different key exchange situations within the same network topology.

As shown in the event diagram in Fig. 5, four different processes were evaluated.

The first process evaluates two consecutive key requests on the same link. In it a user requests consecutively two keys via node *Quintin* to the *Quintin*–*Quijote* link. The first request is for a long 512-bit key, followed by a second request for a shorter 64-bit key. The modeling engine receives both requests, performs the necessary processes, and delivers the final keys to the involved nodes. The reception order, where the longer key is received before the shorter one, confirms that *Quditto* handles multiple key requests on the same link sequentially, prioritizing the first received request before initiating the second.

In the second process, concurrent key requests on different links are analyzed. Two keys are requested via node *Quijote*, one for the *Quintin*–*Quijote* link (512 bits) and another for the *Quijote*–*Quevedo* link (64 bits). In this case, the shorter key (*Quijote*–*Quevedo*) is received earlier, demonstrating *Quditto* is capable of handling and processing requests in parallel when they involve different links.

In the third process, a key is requested on the *Qui-*

*jote*–*Aquiles* link, which is compromised by an eavesdropper intercepting 30% of the qubits. As a result, the involved nodes receive different keys. The exchange yields a Quantum Bit Error Rate (QBER) of 0.1484, which is recorded and can be checked in the modeling engine log. This QBER exceeds the secure threshold of 0.11 for the BB84 protocol [13], indicating a failed and compromised key exchange.

Finally, the fourth process illustrates how *Quditto* can flexibly support more complex configurations. In this case, we implemented a simple Key Management Entity (KME) capable of orchestrating a key relay via a trusted node. *Quditto* enables this approach by supporting the ETSI GS QKD 014 API [6] for key requests, which allows external components like the KME to interact seamlessly with the nodes. The implemented scripts enable a key exchange between nodes *Quintin* and *Quevedo*, which are not directly connected, by relaying the key through node *Quijote* acting as a trusted node. Upon receiving a request for a shared key with *Quevedo*, *Quintin* triggers two key requests to the modeling engine: one for the *Quintin*–*Quijote* link and another for the *Quijote*–*Quevedo* link. After that, *Quintin* generates the end-to-end key. Once the engine distributes the quantum keys, first to *Quevedo* and *Quijote*, and then to *Quintin* and *Quijote*, *Quintin* encrypts the end-to-end key with the key it shares with *Quijote*. These two actions happen in node *Quintin* within milliseconds of each other and thus appear superposed in the diagram. Shortly after, *Quintin* sends the encrypted end-to-end key to *Quijote*, who receives it and decrypts it using the key shared with *Quintin*. After that, *Quijote* re-encrypts it using the key shared with *Quevedo*, and forwards it to *Quevedo*. These two events also appear nearly simultaneous. Finally, *Quevedo* receives the key and decrypts it, recovering the original end-to-end key created by *Quintin*. As a result, *Quintin* and *Quevedo* share a secure key.

### C. Performance in a Realistic QKD Environment

Finally, the third experiment demonstrates the flexibility of *Quditto* to utilize different QKD protocol implementations, illustrated here through the use of the *Extended BB84* model. This version provides a more realistic physical model of the quantum channel compared to *BB84 with Eve*, incorporating effects such as channel attenuation, photon loss, and decoherence, as well as device imperfections like detector inefficiencies and dark counts, following the model described in [15]. The experiment is performed using the same network topology shown in Fig. 4; however, in this case the eavesdropper is omitted and fibre photon losses are included, highlighting *Quditto*'s ability to model more physically realistic QKD scenarios. All other physical parameters are fixed to the default values described in [15].

In Fig. 6, we analyze the average key exchange time and Key Bit Rate (KBR) for the three different links in our network as the key length increases.

On the left axis, we observe that the time required to distribute a key grows with the key length in all links, as expected. However, the slope and absolute values differ depending on the link characteristics. The *Quijote*–*Aquiles* link

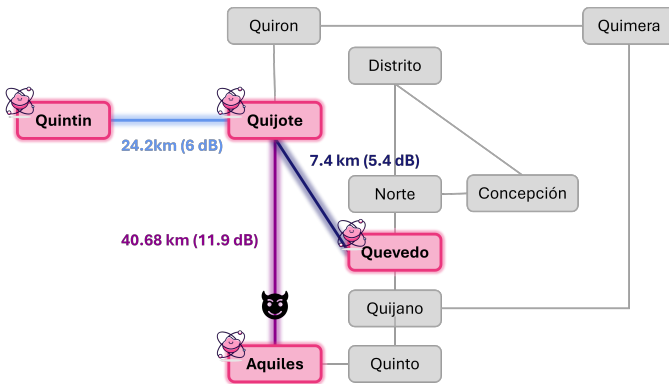
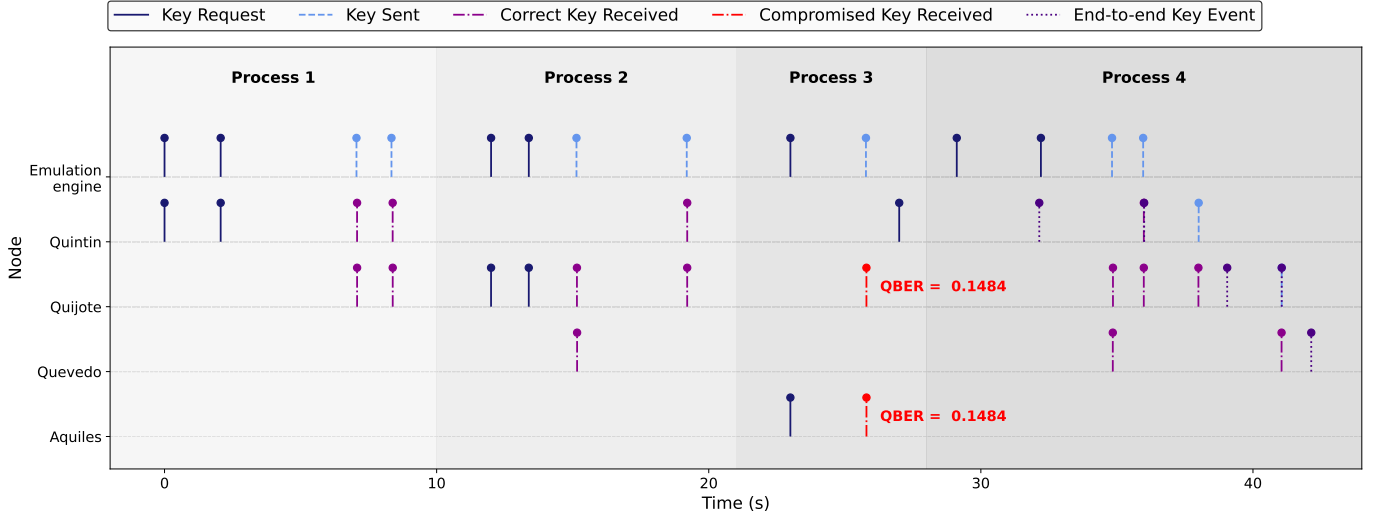
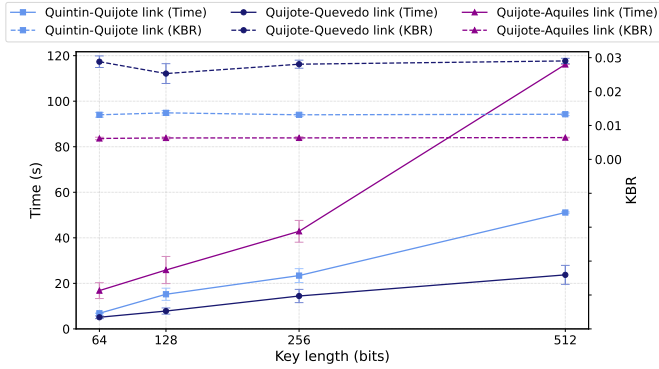


Fig. 4. Madrid quantum communication infrastructure [12] with the nodes that we emulated for validation highlighted in color. This topology is used as an illustrative example to demonstrate the platform's operation. Note that in Validation B, *Performance in a Partially Adversarial QKD Environment*, the attenuations indicated in the figure were not taken into account, but we placed an eavesdropper on the link between *Quijote* and *Aquiles*. On the other hand, in Validation C, *Performance in a Realistic QKD Environment*, we removed the eavesdropper and included the attenuated fibers.

Fig. 5. Events diagram with *Quditto* nodes and modeling engine workflows.Fig. 6. Performance of *Quditto* in terms of time (left axis) and KBR (right axis) under realistic conditions, shown as a function of key size. For each key size, the key exchange was performed 10 times to gather statistics, and a 95% confidence interval was calculated.

exhibits the highest times and the steepest growth rate. This is coherent with the physical properties of the link, which is the longest (40.68 km) and suffers the highest attenuation (11.9 dB). On the contrary, the *Quijote-Quevedo* link is the least lossy (5.4 dB) and the shortest one (7.4 km), which makes it the most time-efficient.

On the right axis, we assess KBR, specifically accounting for the number of output bits per channel use, in order to study the efficiency of the quantum channel. All links display relatively stable KBR values across different key lengths, which is expected since KBR primarily depends on the intrinsic properties of the quantum channel and should not vary with the key length. Among them, the *Quijote-Quevedo* link achieves the highest KBR, consistent with its shorter distance and lower attenuation. This trend is inverse to that observed in the time measurements: links with better physical properties not only take less time to generate keys, but also yield higher KBRs, confirming the strong impact of channel quality on overall system performance.

## VI. CONCLUSION

In this paper, we have presented *Quditto*, a comprehensive emulation platform that combines high-fidelity quantum-channel modeling with support for multi-device topologies, and the implementation of the ETSI GS QKD 014 API [6] as real-time communication mechanism. Its modular design allows developers to integrate different implementations of quantum devices, protocols, or management features.

We have validated *Quditto*, gathering metrics of its performance, and conducted proofs of concept in which we swapped out the emulation core to test different protocol implementations, including eavesdroppers and different channel models.

Two other main lines of research emerge from this project. First, incorporating additional QKD protocols, along with their reconciliation and privacy amplification modules, to expand the range of experiments. Second, supporting hybrid deployments by directly interfacing with quantum hardware for hardware-in-the-loop testing.

## ACKNOWLEDGMENTS

This work has been partially funded by the project 6GINSPIRE PID2022-137329OB-C42, funded by MCIN/AEI/10.13039/501100011033/. This publication is part of the I+D+I project MADQuantum-CM, financed by the European Union NextGeneration-EU, Madrid Government and by the PRTR. This work has also been partially supported by the EU Horizon Europe project Quantum Security Networks Partnership (QSNP), under grant 101114043.

## REFERENCES

- [1] Coopmans, T.; Knegjens, R.; Dahlberg, A.; Maier, D.; Nijsten, L.; de Oliveira Filho, J.; Papendrecht, M.; Rabbie, J.; Rozpedek, F.; Skrzypczyk, M.; et al. NetSquid, a discrete-event simulation platform for quantum networks. *Commun. Phys.* **2021**, *4*, 164. [arXiv:quant-ph/2010.12535]. <https://doi.org/10.1038/s42005-021-00647-8>.
- [2] L. Chen et al., "SimQN: A Network-Layer Simulator for the Quantum Network Investigation," in *IEEE Network*, vol. 37, no. 5, pp. 182-189, Sept. 2023, doi: 10.1109/MNET.130.2200481.


- [3] Martin, R.; Lopez, B.; Vidal, I.; Valera, F.; Nogales B. Service for Deploying Digital Twins of QKD Networks. *Applied Sciences*. 2024; 14(3):1018. <https://doi.org/10.3390/app14031018>
- [4] Dahlberg, A.; Wehner, S. SimulaQron—A simulator for developing quantum internet software. *Quantum Sci. Technol.* **2018**, *4*, 015001. <https://doi.org/10.1088/2058-9565/aad56e>.
- [5] Lopez, B.; Diaz-Bricio, A.; Perez, J.; Vidal, I.; Valera, F. *Quditto repository* [www.quditto.io](http://www.quditto.io)
- [6] ETSI, *Quantum Key Distribution (QKD); Protocol and Data Format of REST-Based Key Delivery API*; ETSI: Sophia Antipolis, France, 2019.
- [7] Diadamo, S.; Nötzel, J.; Zanger, B.; Beşe, M.M. QuNetSim: A Software Framework for Quantum Networks. *IEEE Trans. Quantum Eng.* **2021**, *2*, 1–12. <https://doi.org/10.1109/TQE.2021.3092395>.
- [8] Satoh, R.; Hajdušek, M.; Benchasattabuse, N.; Nagayama, S.; Teramoto, K.; Matsuo, T.; Metwalli, S.A.; Satoh, T.; Suzuki, S.; Meter, R.V. QuISP: a Quantum Internet Simulation Package. 2022 IEEE International Conference on Quantum Computing and Engineering (QCE), 353-364.
- [9] Wehner, S.; Seidler, N.; Karpat, Ö.; et al. *Quantum Network Explorer (QNE)* [www.quantum-network.com](http://www.quantum-network.com)
- [10] Ansible Community Documentation. Available online: <https://docs.ansible.com>
- [11] RabbitMQ Available online: <https://www.rabbitmq.com>
- [12] Lopez, D.; Brito, J. P.; Pastor, A.; Martin, V.; Sánchez, C. Madrid Quantum Communication Infrastructure: a testbed for assessing QKD technologies into real production networks 2021 Optical Fiber Communications Conference and Exhibition (OFC), San Francisco, CA, USA, 2021, pp. 1-4.
- [13] Scarani, V.; Bechmann-Pasquinucci, H.; Cerf, N.J.; Dušek, M.; Lütkenhaus, N.; Peev, M. The Security of Practical Quantum Key Distribution *Rev. Mod. Phys.* 2009, *81*, 1301–1350.
- [14] Martin-Megino A. *Non-ideal-QKDNs* Available online: <https://github.com/amartin-m/Non-ideal-QKDNs>
- [15] Martin-Megino, A.; Lopez, B.; Vidal, I.; Valera, F. Efficient QKD in Non-Ideal Scenarios with User-Defined Output Length Requirements Preprint available online: <https://arxiv.org/abs/2509.04140>



**Javier Perez** received his degree in Telematic Engineering from Universidad Carlos III de Madrid in 2024 and will begin a Master's in Quantum Technologies and Engineering at Universidad Carlos III de Madrid in September 2025. He began his work as a Research Engineer in September 2025 at IMDEA Networks and Universidad Carlos III de Madrid as part of the MADQuantum-CM project.



**Ivan Vidal** received the Ph.D. in Telematics Engineering in 2008 from UC3M, where he works as Tenured Associate Professor. He has been involved in several international and national research projects, including the Horizon Europe NEMO, the TRUE5G, the QUBIP, and the MADQuantum-CM, and has published more than 60 scientific papers in several conferences and international journals.



**Francisco Valera** received the Ph.D. degree in telecommunications engineering from the University Carlos III of Madrid in 2002 where he is currently a Full Professor. He has published +100 scientific articles in the field of advanced communications in magazines and conferences. He has been involved in many research projects (HE QUBIP, HE PQREACT, QFE QSNP, MADQuantum-CM, etc.).



**Blanca Lopez** received her degree in Physics from the Universidad de Sevilla in 2022, followed by a M.Sc. degree in Physics and Mathematics from the Universidad de Granada in 2023. She is currently a PhD candidate at IMDEA Networks and Universidad Carlos III de Madrid, where she is actively involved in the MADQuantum-CM project while working towards her doctoral degree.



**Angela Diaz-Bricio** received a dual B.Sc. degree in Physics and Mathematics from Universidad Complutense de Madrid in 2023 and completed her Master's in Quantum Technologies and Engineering at Universidad Carlos III de Madrid in early 2025. She began her PhD in March 2025 at IMDEA Networks and Universidad Carlos III de Madrid, where she is currently working on quantum communication systems as part of the MADQuantum-CM and QSNP projects.