

A Formal Modular Synthesis Approach for the Coordination of 3-D Robotic Construction with Multi-robots

Marcelo Rosa¹, José E. R. Cury², and Fabio L. Baldissera²

Abstract—In this paper, we deal with the problem of coordinating multiple robots to build 3-D structures. This problem consists of a set of mobile robots that interact with each other in order to autonomously build a predefined 3-D structure. Our approach is based on Supervisory Control Theory and it allows us to synthesize from models that represent a single robot and the target structure a correct-by-construction reactive controller, called *supervisor*. When this supervisor is replicated for the other robots, then the target structure can be completed by all robots.

I. INTRODUCTION

Nature has served as a source of inspiration for the development of new technologies in the fields of engineering, computer science, and robotics. In particular, we can mention the collective construction systems where a set of individuals with limited abilities organize themselves to perform a complex task that would be difficult or even unfeasible for a single individual. Among the many examples that can be observed in nature, we can mention the construction of dams by families of beavers, beehives by swarms of bees, anthills by ants, and termite mounds by termites. Despite the differences among such systems, they all share one common feature: the absence of centralized control [1]. Therefore, it can be said that coordination in such cooperative systems is inherently decentralized and scalable in terms of the number of individuals.

Collective construction systems have inspired the development of autonomous robotic systems that, despite being composed of a set of simple robots, can build a wide range of structures, such as walls and bridges [2]–[8]. Although these systems are still limited to working with relatively small structures, in controlled environments, and with materials that simulate the real ones, it is expected that they may be a viable alternative for the construction of temporary shelters or containment structures after some natural disaster [9].

In the context of robotic construction, there is a problem of coordination that has stimulated new research [10]–[12] and international competitions [13]. This problem basically consists of a set of mobile robots in a world of bricks whose a common objective is the construction of a given 3-D structure. The structure is composed from stacks of blocks, which must be carried and rearranged by the robots. The objective in this problem is to determine a decentralized robot coordination strategy that is not only scalable in relation

to the number of robots but also displays *permissiveness* (i.e., the local controllers implemented in each robot act reactively in order to prune only those actions that disobey some specification).

In this paper¹, we propose a modular controller synthesis process based on Supervisory Control Theory (SCT) [15] to solve the 3-D multi-robot construction problem. In our approach, the behavior of a single robot and the target 3-D structure are modeled by automata. Then, these automata are used to synthesize a reactive controller, called *supervisor*, that satisfies a set of properties. This set of properties ensures that if we replicate the synthesized supervisor for the other robots, then the target structure can be collectively completed by all robots. In our control framework, each robot has its own supervisor that observes the actions executed by its robot and the addition of bricks performed by the other robots and in response to each observed event provides a set of enabled next possible actions. Then, the robot can execute any one among those actions.

The contributions of this paper are: (1) a systematic and formal way to model the robot and the structure; (2) a modular method for synthesizing reactive controllers for the robots, which ensures that the target structure is completed by all robots working together. This method allows us to synthesize a correct-by-construction supervisor for a robot from the models that represent the robot and the structure; and (3) a decentralized reactive control solution that provides multiple paths for the robots to construct the target structure.

The remainder of the paper is organized as follows: Section II introduces the 3-D multi-robot construction problem. Section III presents a solution overview. Section IV describes the details of our method and states the conditions that guarantee that the 3-D multi-robot construction problem is solved. Finally, Section V concludes the paper.

II. PROBLEM STATEMENT

In this section we formalize the 3-D robotic construction problem. In this problem, a set of mobile robots must build a 3-D structure composed of only one type of brick. Before we state the problem, a few definitions are needed.

Definition 1: A 3-D structure \mathbf{H} is modeled by a function $h_{\mathbf{H}} : \mathbb{N} \times \mathbb{N} \rightarrow \mathbb{N}$ defined on a bounded and closed domain \mathcal{D} , also called the *construction site*.

The domain $\mathcal{D} \subseteq \mathbb{N} \times \mathbb{N}$ of $h_{\mathbf{H}}$ is interpreted as the grid where the structure must be built, whereas $h_{\mathbf{H}}(x, y)$ denotes the height of a particular cell (x, y) , i.e., the number of

¹Marcelo Rosa is with Universidade Federal de Santa Catarina, Florianópolis, Brazil marcelo.r.rosa@posgrad.ufsc.br

²José E. R. Cury and Fabio L. Baldissera are with the Department of Automation and Systems Engineering, Universidade Federal de Santa Catarina, Florianópolis, Brazil jose.cury@ufsc.br, baldissera@ufsc.br

¹This paper is an application from results introduced in [14].

piled bricks it contains. Note that a 3-D structure is always delimited in space and that all bricks are assumed to be equal. Fig. 1 illustrates the mathematical representation of a 3D-structure.

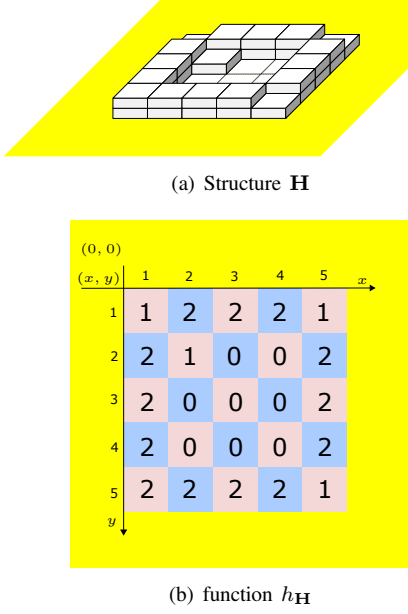


Fig. 1. (a) Example of a 3-D structure composed of equal bricks. (b) Alternative representation of the 3-D structure in (a) by function $h_{\mathbf{H}}$, where each cell (x, y) in two-dimensional grid displays the number of bricks stacked on (x, y) . The pair $(0, 0)$ represents the region surrounding the construction site. The indexes x and y in (x, y) denote the column and line in the grid, respectively. In this paper, we enumerate the cells according to the convention shown here, that is, indices increase top to bottom and left to right.

We use \mathcal{D}' to denote the set of all cells $(x, y) \in \mathcal{D}$, where there is more than one brick in the structure \mathbf{H} , i.e. $h_{\mathbf{H}}(x, y) \geq 1$.

At the construction site there is a special set of locations $\mathcal{E} \subseteq \mathcal{D}$ which correspond to locations through which the robots can either enter or leave the construction site. Furthermore, the region surrounding the construction site is identified by the pair $(0, 0)$ and $h_S(0, 0)$ is always zero.

Two cells (x, y) and (x', y') of the domain \mathcal{D} of h_S are said to be neighbors if $|x - x'| + |y - y'| = 1$. For a cell (x, y) , we denote by $\mathcal{N}_{x,y}$ the set of all its neighboring cells. We further assume that the location $(0, 0)$ is a neighbor of all enter and exit locations, i.e., $\mathcal{N}_{0,0} = \mathcal{E}$ and $(0, 0) \in \mathcal{N}_{x,y}$, for all $(x, y) \in \mathcal{E}$.

Now, we introduce the construction robots that are employed to build the structure according to their abilities. A construction robot is capable of:

- picking up one brick at a time of buffer;
- unloading a brick at (x, y) whenever the robot is at a neighbor cell $(x', y') \in \mathcal{N}_{x,y}$ of the same height as (x, y) , that is, $h_{\mathbf{H}}(x, y) = h_{\mathbf{H}}(x', y')$;
- moving across neighboring cells (x, y) and (x', y') , one step at a time, and such that $|h_{S_t}(x, y) - h_{\mathbf{H}}(x', y')| \leq 1$, i.e., the robots can not move through steps higher than one brick.

Given the fact that inserting a brick onto a one-brick-wide space is mechanically difficult and requires a high precision [10], then, a robot cannot unload a brick on a cell (x, y) whose height $h_{S_c}(x, y)$ satisfies either: a) $h_{\mathbf{H}}(x, y) < h_{\mathbf{H}}(x - 1, y)$ and $h_{\mathbf{H}}(x, y) < h_{S_c}(x + 1, y)$; or b) $h_{\mathbf{H}}(x, y) < h_{\mathbf{H}}(x, y - 1)$ and $h_{\mathbf{H}}(x, y) < h_{\mathbf{H}}(x, y + 1)$. Such specification is illustrated in Fig. 2.

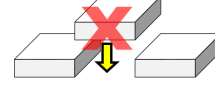


Fig. 2. A robot cannot unload a brick in the middle of other bricks.

In our approach, we assume that:

- (A1) there is an infinite buffer of bricks outside the construction site;
- (A2) the robot actions - move, pick up and place a brick - are controllable and observable, that is, the robot control system can prevent these actions from occurring as well as it can detect when they occur;
- (A3) there is a communication channel that allows the robots to exchange messages with each other as follows:
 - a) whenever a robot unloads a brick on a grid position (x, y) , it broadcasts this information to the other robots;
 - b) when a robot intends to unload a brick on (x, y) , it requests permission from other robots.
- (A4) collision avoidance is implemented by a lower level controller, i.e., a robot is equipped with a mechanism that prevents it to enter a cell occupied by any other robot or put a brick on such cell. In general, the grid size is much greater than the number of robots working, so there is a considerable space for the robots to maneuver to avoid collision.

Remark that, those assumptions do not impose a priori any constraints on the shape of the structure. This fact leads to a wider range of possible structures to be built, when compared to other approaches in the literature as we argue next. For example, the structure \mathbf{H} shown in Fig. 1 is feasible, but it cannot be built by using the approaches proposed in [10], [11], where they assume that the final structure must be *traversable*, i.e., for each location there must be a *closed path*² starting from $(0, 0)$ that reaches it, and such that no location is visited twice except $(0, 0)$.

To coordinate the actions of the robots, it is considered that each robot has a reactive controller, called *supervisor*, that takes as input actions performed by the robot itself and changes in the structure caused by other robots (addition of a brick) and then it determines which are the next enabled set of actions for the robot under its control. This set is updated after the occurrence of each new input. Then, the robot can choose any of the actions from this set to perform, a feature associated with a permissive supervisor. The permissive nature of the supervisor allows specific criteria to be used

²A closed path is a sequence of locations $l_0, l_1, \dots, l_n, l_0$ that begin and end at l_0 such that consecutive locations are neighbors.

to determine which action, among those enabled by the supervisor, will be performed by the robot. Regardless of the criteria adopted in decision making, a supervisor ensures that the structure is completed without any control constraints being violated. In this paper, we focus on the synthesis of the supervisor and do not approach these (low level) criteria.

Finally, we state the 3-D multi-robot construction problem as follows.

Problem 1: Given a target 3-D structure \mathbf{H} , a set of construction robots and assumptions (A1)-(A4), find, if it exists, a supervisor for each robot such that:

- a) \mathbf{H} is obtained from an initial configuration \mathbf{H}_0 , with $h_{\mathbf{H}_0}(x, y) = 0$ for all $(x, y) \in \mathcal{D}$;
- b) all robots satisfy their behavioral constraints; and
- c) all robots end up outside the construction site.

III. SOLUTION OVERVIEW

Our approach for solving Problem 1 is composed of the following steps:

- (i) *Structures*: obtain a nonblocking finite automaton $T = (Q_T, \Sigma_T, \delta_T, q_T^0, Q_T^m)$ whose states correspond to all feasible intermediate structures bounded by the target structure \mathbf{H} , and state transitions correspond to the possible adding brick actions performed by some robot, events $\tau^{x,y} \in \Sigma_T$, with $x \in X$ and $y \in Y$. Event $\tau^{x,y}$ means that some robot added a brick on cell (x, y) . For each state \mathbf{H}_k from T the addition of an extra brick on cell (x, y) , events $\tau^{x,y}$, is only possible if
 - a) there exists at least one neighboring cell $(x', y') \in \mathcal{N}_{x,y}$ with the same height as (x, y) ;
 - b) for any two neighboring cells $(x', y'), (x'', y'') \in \mathcal{N}_{x,y}$, such that either $x' = x'' = x$ or $y' = y'' = y$, at least one of them must be at the same height or below of (x, y) ;
 - c) cell (x, y) has not reached its desired height.

Remark that the aforementioned conditions consider only the state of the structure itself and, therefore, T model is independent of both the number of robots and their status (current position and load). Fig. 3 shows part of the automaton T for structure \mathbf{H} from Fig. 1.

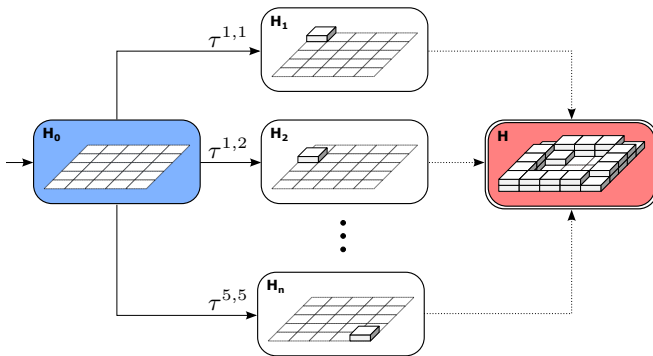


Fig. 3. Part of the automaton T for structure \mathbf{H} from Fig. 1. In this paper, we adopted by convention that the initial state (blue state) is indicated on figure by an empty single incoming arrow and marked states (red state) by double lines. The dashed arrows encapsulate sequences of states and transitions.

- (ii) *Robots*: construct a finite automaton $R_i = (Q_{R_i}, \Sigma_{R_i}, \delta_{R_i}, q_{R_i}^0, Q_{R_i}^m)$, with $i \in \mathcal{I} = \{1, \dots, n\}$, that models the behavior of the robot R_i according to its primitive actions and hardware limitations such as climbing, adding and load restrictions. Σ_{R_i} is the union of the disjoint subsets $\Sigma_{R_i}^{un}$ and $\Sigma_{R_i}^{loc}$, containing the *unload* and the *local* events, respectively. The set of unload events is given by $\Sigma_{R_i}^{un} = \{\tau_i^{x,y} \mid (x, y) \in \mathcal{D}'\}$, where $\tau_i^{x,y}$ means that robot R_i unloaded a brick on (x, y) . Conversely, $\Sigma_{R_i}^{loc}$ contains the events that represent the moving and loading actions of R_i .
- (iii) *Modular synthesis*: compute the supervisor $\mathcal{S}_i = \text{Synt}(T_i \parallel R_i)$, with $i \in \mathcal{I}$, where $T_i \parallel R_i$ stands for the *synchronous product*³ of the automata T_i and R_i , and T_i is the unfolded local version of T for robot R_i , in which each transition labeled with an event $\tau^{x,y}$ is replaced by a set of transitions labeled with events $\tau_i^{x,y}$ and $\tau_{Other}^{x,y}$.
- (iv) *Replicating supervisors*: replicate \mathcal{S}_i for all \mathcal{S}_j , with $j \neq i$. To do this, simply replace the index i with j from events $\tau_i^{x,y} \in \Sigma_{R_i}^{un}$ and $\sigma_i \in \Sigma_{R_i}^{loc}$.

In our modular synthesis, Synt is an iterative procedure that removes states from the automaton $T_i \parallel R_i$ that are not co-accessible, that is, states that do not lead to a marked state. Moreover, Synt ensures two extra properties: *task-observer* and *totally reciprocal*. In practice, these two properties assure that the joint controlled behavior of the robots is nonblocking and leads to the target structure \mathbf{H} , as it will be shown in section IV. As a result, Synt provides a supervisor represented by an automaton \mathcal{S}_i that runs concurrently to R_i and it acts by disabling the eligible events in R_i that are not currently eligible in \mathcal{S}_i , after the occurrence of a sequence of events. Moreover, \mathcal{S}_i may disable unload events from other robots (events $\tau_{Other}^{x,y}$). For an event $\tau_{Other}^{x,y}$ disabled by \mathcal{S}_i to be effectively disabled, it is necessary that this disablement could be transmitted to the other supervisors. The marked states of \mathcal{S}_i indicates that structure \mathbf{H} was completed and robot i is at $(0, 0)$.

IV. SOLVING THE 3-D MULTI-ROBOT CONSTRUCTION PROBLEM

In this section we will show that if the supervisor \mathcal{S}_i designed for robot R_i satisfies the nonblocking, task-observer and totally reciprocal properties, then the joint action of supervisors is nonblocking, that is, the target structure is collectively completed by all robots and they all return out of the structure. For that, we present how T_i and R_i models can be constructed and used to synthesize a supervisor \mathcal{S}_i .

A. Structures

The purpose here is to build the automaton T_i . For that, we employ two *extended automata with variables* [17]–[19], G^1 and G^2 . G^1 stores the information about the structure

³Shared events between two automata are synchronized in lock-step, while other events are interleaved [16].

under construction and describes the possible changes in the structure caused by any robot, whereas G^2 defines the target structure. We highlight that G^1 and G^2 are templates that depend on the grid size and the final heights of each cell (x, y) . Thus, T_i may be obtained through $\text{trim}(G^1 \parallel G^2)$, where trim is a function that remove all non accessible or co-accessible states in $(G^1 \parallel G^2)$ [16].

As the goal of G^1 is to maintain the information about the current configuration of the structure, we define a variable $h_{x,y}$ for each location (x, y) in the grid, which stores the current number of bricks at (x, y) . The updating of variables $h_{x,y}$ is associated with occurrence of events $\tau_i^{x,y}$ and $\tau_{Other}^{x,y}$, so that whenever events $\tau_i^{x,y}$ or $\tau_{Other}^{x,y}$ occur the current value of $h_{i,j}$ is increased by 1. As described in Section III, the addition of an extra brick on cell (x, y) can only occur under certain conditions. First, we model the conditions a) and b), respectively, through guards

- $g_a = \exists(x', y') \in \mathcal{N}_{x,y} \mid h_{x',y'} = h_{x,y}$ and
- $g_b = \exists(x', y'), (x'', y'') \in \mathcal{N}_{x,y} \mid (h_{x,y} \geq h_{x',y'} \vee h_{x,y} \geq h_{x'',y''}) \wedge (x' = x'' = x \oplus x' = x'') = x)$,

where g_a refers to the existence of at least one neighboring cell $(x', y') \in \mathcal{N}_{x,y}$ with the same height as (x, y) , whereas g_b that at least one of two neighboring cells that are in the same row or column that (x, y) must have its height equal to or less than $h_{x,y}$. Fig. 4 shows G^1 that models the update of the variables $h_{x,y}$ conditioned to guards g_a and g_b .

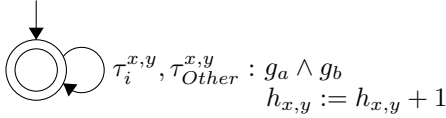


Fig. 4. G^1 model to update of the variables $h_{x,y}$. Guard g_a is given by the Boolean-valued function $\exists(x', y') \in \mathcal{N}_{x,y} \mid h_{x',y'} = h_{x,y}$, whereas g_b is given by $\exists(x', y'), (x'', y'') \in \mathcal{N}_{x,y} \mid (h_{x,y} \geq h_{x',y'} \vee h_{x,y} \geq h_{x'',y''}) \wedge (x' = x'' = x \oplus x' = x'') = x)$. A transition with whether $\tau_i^{x,y}$ or $\tau_{Other}^{x,y}$ can only occur if $g_a \wedge g_b$ is evaluated to *true*, and when it occurs, G^1 changes of state while the value of $h_{x,y}$ is increased by 1.

It remains to model $G^2 = \parallel_{(x,y) \in \mathcal{D}'} G_{x,y}^2$ that defines the target 3-D structure \mathbf{H} . For this, we exploit the idea of completed tasks associated with marked states to define \mathbf{H} so that each location (x, y) has an extended automaton $G_{x,y}^2$. Thereby, whenever (x, y) reaches the target height $h_{\mathbf{H}}(x, y)$, then its respective extended automaton $G_{x,y}^2$ will be in a marked state. Fig. 5 shows $G_{x,y}^2$.

We note that states marking of G^1 and G^2 has been chosen so that when \mathbf{H} is completed, then both G^1 and G^2 are in a marked state. Moreover, each state from $T_i = \text{trim}(G^1 \parallel G^2)$ can be associated with an intermediate structure \mathbf{H}_k .

B. Robots

Now, we consider how to model the behavior of a construction robot. Similar to T_i , R_i may be obtained in a modular way, by the composition of extended automata G^3, \dots, G^7 that represent particular aspects from its behavior. In our approach, we consider that the robot moves by advancing to a single cell each time in one of the following directions: east (event e_i), west (event w_i), north (event n_i) and south

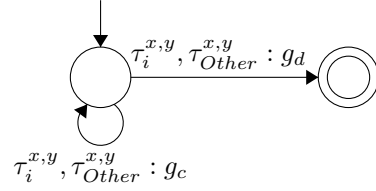


Fig. 5. Templates for $G_{x,y}^2$, with $g_c := h_{x,y} < h_{\mathbf{H}}(x, y) - 1$ and $g_d := h_{x,y} = h_{\mathbf{H}}(x, y) - 1$. Note that, the transition to marked state in $G_{x,y}^2$ is enabled whenever the height at (x, y) is equal to $h_{\mathbf{H}}(i, j) - 1$. In this situation, if the robot R_i or another robot stack one more brick on (x, y) , events $\tau_i^{x,y}$ and $\tau_{Other}^{x,y}$, then the target height at (x, y) is achieved and $G_{x,y}^2$ goes to the marked state.

(event s_i). In addition, we define extra moves: move inside the construction site through one of entry cells $(x, y) \in \mathcal{E}$ (events $in_i^{x,y}$) and outside of it (event out_i). To store the current position of the robot in the grid we use the variables \hat{x} (for the column) and \hat{y} (for the line), whose domains are $D(\hat{x}) = \{0, \dots, n_x\}$ and $D(\hat{y}) = \{0, \dots, n_y\}$, respectively. The robot starts outside the grid, i.e., at location $(0, 0)$, and the initial value of both variables \hat{x} and \hat{y} is set to 0. After starting, the possible robot action is to pick up a brick from the buffer (event p_i) and then move to one of entry cells $(x, y) \in \mathcal{E}$ (event $in_{x,y}$). When the robot is loaded at cell (\hat{x}, \hat{y}) , it can put a brick on one of its neighboring cells $(x, y) \in \mathcal{N}_{\hat{x}, \hat{y}}$ (event $\tau_i^{x,y}$). Accordingly, the event sets associated with the aforementioned robot actions are $\Sigma_i^{un} = \{\tau_i^{x,y} \mid (x, y) \in \mathcal{D}'\}$ and $\Sigma_i^{loc} = \{e_i, w_i, n_i, s_i, in_i^{x,y}, out_i, p_i\}$, where $in_i^{x,y}$ is instantiated for each cell $(x, y) \in \mathcal{E}$. The robot navigation and its loading are modeled by G_3 as shown in Fig. 6, whereas G_4 in Fig. 7 models the fact that the robot can stack a brick on (x, y) , event $\tau_i^{x,y}$, only after having picked it up from the buffer situated at $(0, 0)$ (event p_i).

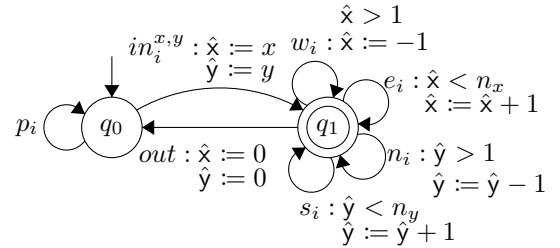


Fig. 6. G^3 models the navigation and loading of robot R_i . State q_0 and q_1 have the semantics ‘robot outside the grid’ and ‘robot inside the grid’, respectively. State q_0 is chosen to be a marked state. Take, as an example, the transition associated with the event e_i (move east): it can only occur when the robot is on a cell that is not located at the lateral border of the grid (guard $\hat{x} < n_x$); upon its occurrence, the \hat{x} variable has its value incremented by one (action $\hat{x} := \hat{x} + 1$). Guard g_1 for the event ‘out’ is given by the atomic proposition $(\hat{x}, \hat{y}) \in \mathcal{E}$.

Given the climbing restriction of the robot, we develop G^5 and G^6 from Fig. 8 to prevent the robot i from attempting to climb or go down steps greater than one.

As an example, let us consider that the robot is at location (\hat{x}, \hat{y}) with height $h_{\hat{x}, \hat{y}} = 1$ and its neighbors $(\hat{x} + 1, \hat{y})$ and $(\hat{x}, \hat{y} + 1)$ with $h_{(x+1), \hat{y}} = 3$ and $h_{\hat{x}, (\hat{y}+1)} = 2$. Then, in this

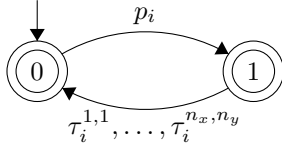


Fig. 7. G^4 models the fact that the robot i can only unload a brick on a given cell (x, y) , event $\tau_i^{x,y}$, after having picked a brick from the buffer, event p . Furthermore, it models loading capacity of the robot, since after event p occurs it only becomes possible again if any $\tau_i^{x,y}$ occurs.

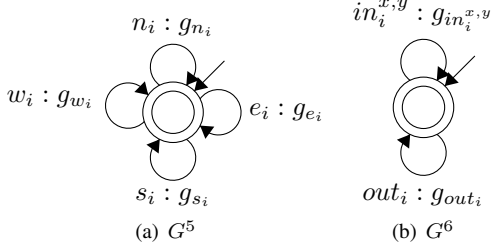


Fig. 8. G^5 and G^6 model the restriction that a robot R_i at (\hat{x}, \hat{y}) cannot go to a neighboring cell (x, y) if $|h_{\hat{x}, \hat{y}} - h_{x,y}| > 1$. Guards $g_{e_i}, g_{w_i}, g_{n_i}$ and g_{s_i} are given by $\bigvee_{\forall(x,y)} ((x = \hat{x} \wedge y = \hat{y}) \wedge |h_{\hat{x}, \hat{y}} - h_{x,y}| \leq 1)$, where x and y assume the following values: a) for g_{e_i} , $x = \hat{x}$ and $y = \hat{y} + 1$; b) for g_{w_i} , $x = \hat{x}$ and $y = \hat{y} - 1$; c) for g_{n_i} , $x = \hat{x} - 1$ and $y = \hat{y}$; and, finally, d) for g_{s_i} , $x = \hat{x} + 1$ and $y = \hat{y}$. Guard $g_{in_i^{x,y}}$ is given by $(\hat{x} = 0 \wedge \hat{y} = 0) \wedge h_{x,y} \leq 1$, whereas g_{out_i} is given by $\bigvee_{\forall(x,y) \in \mathcal{E}} ((\hat{x} = x \wedge \hat{y} = y) \wedge h_{x,y} \leq 1)$.

case, shifting to $(x+1, \hat{y})$ is avoided (event e_i), whereas for $(x, \hat{y}+1)$ it is allowed (event s_i).

G^7 , from Fig. 9, models the fact that a robot at (\hat{x}, \hat{y}) can only put a brick on a neighboring cell $(x, y) \in \mathcal{N}_{\hat{x}, \hat{y}}$ which has the same height as the cell where the robot is, i.e., $h_{\hat{x}, \hat{y}} = h_{x,y}$.

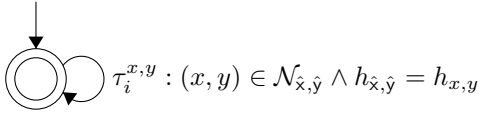


Fig. 9. G^7 models the restriction that the robot i at (\hat{x}, \hat{y}) can unload a brick in one of its neighbors $(x, y) \in \mathcal{N}_{\hat{x}, \hat{y}}$ that is at the same height.

Finally, the behavior of robot R_i is given by the parallel composition $R_i = G_3 \parallel \dots \parallel G_7$. We note that R_i reaches a marked state whenever it is outside of the grid.

C. Modular Synthesis

Similar to the conventional supervisor synthesis process proposed by [15], our modular synthesis method starts from an automaton $K_i = T_i \parallel R_i$, which represents the desired behavior for R_i subject to structure T_i , and computes a subautomaton of K_i that is co-accessible, task-observer and totally reciprocal. Then, this subautomaton is used to implement \mathcal{S}_i . These three properties, as well as our synthesis process, are formally described in [14], in a more general context of coordination of multi-agent systems. Here we describe the co-accessibility, task-observer and totally reciprocal properties in terms of the robotic construction problem as follows:

- (P1) *co-accessibility*: from any intermediate structure \mathbf{H}_k there is at least one sequence of brick laying that leads to target structure \mathbf{H} . This sequence may be performed collectively by R_i and other robots. Furthermore, when \mathbf{H} is achieved the robot R_i can leave the grid from its current position;
- (P2) *task-observer*: for any two sequential structures \mathbf{H}_k and $\mathbf{H}_{k'}$, the robot R_i must always be in situations that
 - a) *add brick*: it can move to some cell where it can attach the brick in \mathbf{H}_k that leads to $\mathbf{H}_{k'}$;
 - b) *grant permission to other robots*: if other robots can place the brick in \mathbf{H}_k that leads to $\mathbf{H}_{k'}$, then R_i must be able to move to some position where it grants permission to other robots to do so;
- (P3) *totally reciprocal*: in a given intermediate structure \mathbf{H}_k , there is a situation where the robot R_i can place a brick on (x, y) if and only if there is at least one situation where the robot R_i allows the other robots to place the brick on (x, y) .

D. Sufficient condition for solving the 3-D structure multi-robot construction problem

Now we state our sufficient condition for nonblocking of joint action of the supervisors. This condition is stated in the context of the construction problem, but it is an instance of the more general case described in [14].

Theorem 1 ([14]): Given a set of construction robots $\{R_1, \dots, R_n\}$ and their respective supervisors $\{\mathcal{S}_1, \dots, \mathcal{S}_n\}$, if \mathcal{S}_i , $i \in \{1, \dots, n\}$, are nonblocking, task-observer and totally reciprocal, then the joint action of $\mathcal{S}_1, \dots, \mathcal{S}_n$ is nonblocking.

E. Example

Now, we present an example to illustrate our approach. In this example, we consider that the robots R_1 and R_2 must build the target structure \mathbf{H} from Fig. 1.

So, let T_1 and R_1 be constructed for the structure \mathbf{H} , with $\mathcal{E} = \{(1, 1), (1, 5), (5, 1), (5, 5)\}$, as described in Sections IV-A and IV-B. In the example only the task-observer property fails in $K_1 = T_1 \parallel R_1$. It fails for the structure $\mathbf{H}_{k'}$ from state (1) in Fig. 10. This failure occurs due to the fact that when the robot R_1 is in state (1), R_1 cannot place the last brick on (2, 2). The same happens for other states from K_1 whose only difference is the current position of R_1 . However, when the robot R_1 is in state (4), then it can place a brick on (2, 2). Thus, in this case our synthesis method prunes the state (1) and states similar to it from K_1 . As a result, R_1 is prohibited to attach the brick in all intermediate \mathbf{H}_k that leads to $\mathbf{H}_{k'}$. As the elimination of one state from K_1 can alter the properties of another state, multiple iterations might be needed before the $\text{Synt}(K_1)$ procedure converge to a final automaton \mathcal{S}_1 . We point out that the states (2), (3), (4) and (5) survive in \mathcal{S}_1 .

To obtain \mathcal{S}_2 from \mathcal{S}_1 we replace the index 1 with 2 from events $n_1, e_1, s_1, w_1, p_1, in_1^{x,y}, out_i$ and $\tau_{x,y}^i$ of each transition in \mathcal{S}_1 . For instance, the events n_1, e_1, s_1, w_1 and

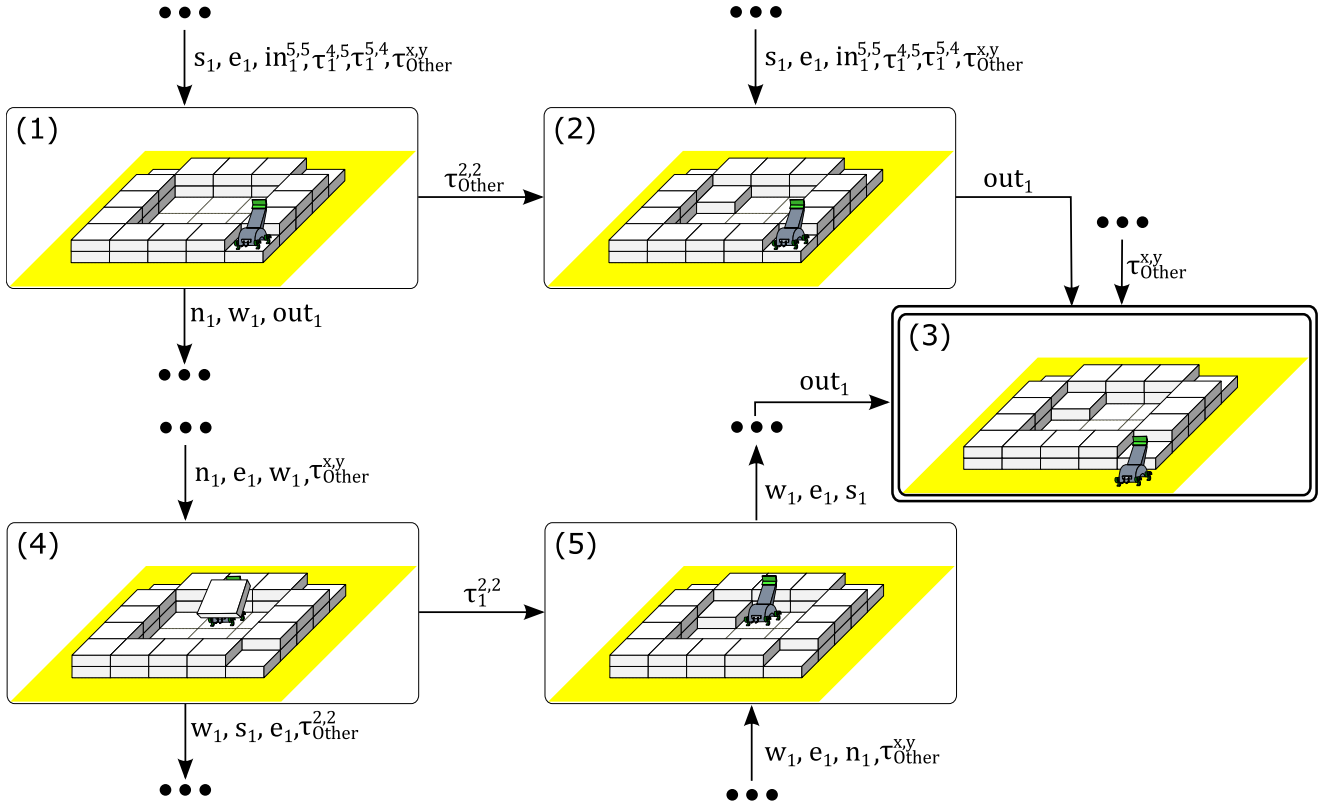


Fig. 10. Part of automaton K_1 . The three dots encapsulates sequences of states and transitions. The arrows represent transitions, whereas the labels on them are events.

$\tau_{2,2}^1$ from transitions connected to state (4) (Fig. 10) are replace by n_2, e_2, s_2, w_2 and $\tau_2^{2,2}$.

Fig. 11 illustrates the robots R_1 (green robot) and R_2 (red robot), under control of S_1 and S_2 , working collectively to build the target structure H . Although in this example, for the sake of simplicity, only two robots are considered in the problem, our synthesis procedure is independent on the number of robots being used to build the same structure. Next, we describe one of all possible sequences of intermediate structures that the two robots can build under control of S_1 and S_2 .

The construction process starts from structure H_0 with all robots situated outside of the grid and unloaded as shown in Fig. 11 (a). From this initial condition, S_1 and S_2 allow robots R_1 and R_2 to pick up a brick. Assuming that both robots have picked-up bricks as in Fig. 11 (b), then from this new situation S_1 and S_2 allow R_1 and R_2 to enter the grid through cells (1, 1), (1, 5), (5, 1) and (5, 5), or lay a brick on these cells.

Now, consider that the system evolves to the configuration presented in Fig. 11 (c). In this configuration, the supervisor S_2 prevents that robot R_2 unloads a brick on (5, 4) until a brick is placed in (2, 2), because if it did, robot R_1 would

be stuck in the structure due to its climbing restriction. Moreover, since both robots R_1 and R_2 cannot place the last brick on (2, 2), then the structure would not be completed. Formally, this situation would correspond to a blocking state of the controlled system.

In our synthesis procedure S_1 and S_2 are obtained in such a way as to prevent these blocking states from being reached. So, from situation illustrated in Fig. 11 (c), R_1 could move to (0, 0), pick up a brick and go back to (2, 3), whereas R_2 waits at (5, 5) as in Fig. 11 (e). Next, R_1 could place a brick on (2, 2) and then R_2 could place the second brick on (5, 4) as illustrated in Figs. 11 (f) and (g), respectively.

V. CONCLUSION

We described in this paper a synthesis method based on SCT to solve a class of robotic construction problems. In our approach, the synthesis process of a supervisor S_i for a robot R_i is local, since it only considers the models of robot R_i and structure T_i . It can be shown that the time complexity of this process is $O(N^2 + N^2M)$, where N and M are the numbers of states and transitions from K_i , respectively. It is worth noting that N grows according to the size of the structure and, therefore, our synthesis method may face computational limitations with large structures. However, whenever S_i may

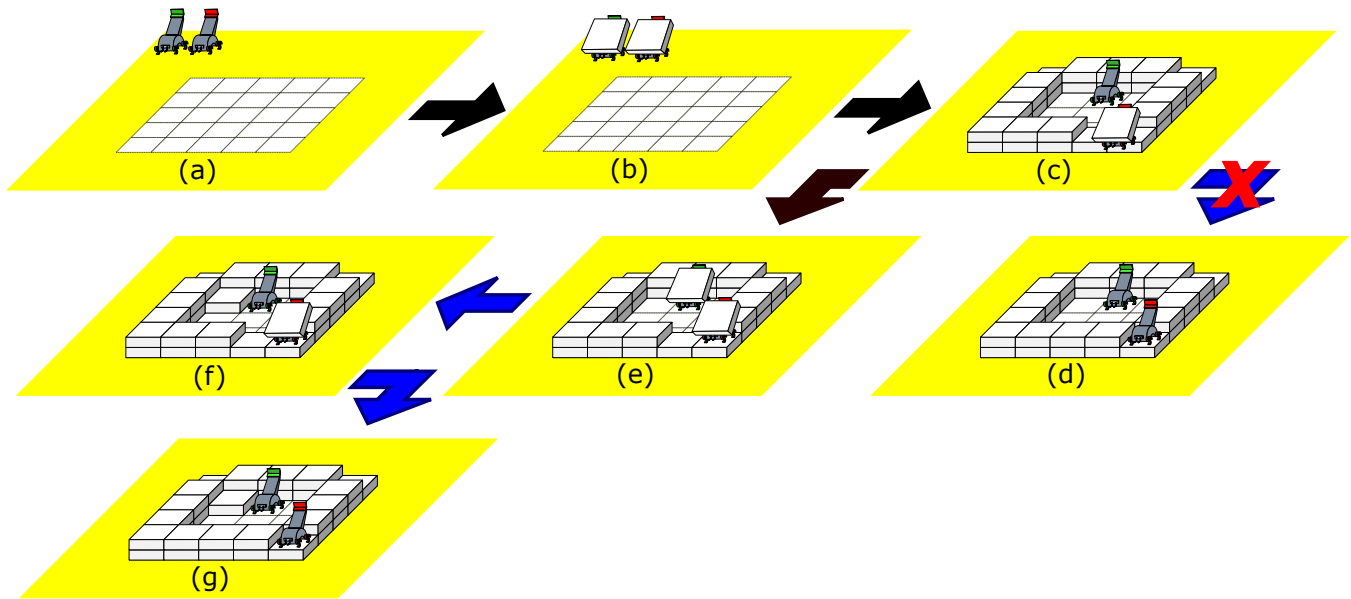


Fig. 11. Construction of the target H with two construction robots, R_1 (green robot) and R_2 (red robot). Blue arrows indicate the occurrence of a single action, while black arrows indicate a sequence of actions.

be synthesized, then our method is scalable in the sense that S_i can be replicated to any number of robots in a way that they are able to solve the construction problem. Besides, our solution offers flexibility due to the reactive and permissive nature of the control.

ACKNOWLEDGMENT

This work has been partially supported by CAPES, The Brazilian Agency for Higher Education, under the project Print CAPES-UFSC “Automation 4.0”.

REFERENCES

- [1] M. Hansell, *Built by animals: the natural history of animal architecture*. OUP Oxford, 2007.
- [2] R. L. Stewart and R. A. Russell, “A distributed feedback mechanism to regulate wall construction by a robotic swarm,” *Adaptive Behavior*, vol. 14, no. 1, pp. 21–51, 2006.
- [3] J. Werfel and R. Nagpal, “Extended Stigmergy in Collective Construction,” *IEEE Intelligent Systems*, vol. 21, no. 2, pp. 20–28, mar 2006.
- [4] K. Petersen, R. Nagpal, and J. Werfel, “TERMES: An autonomous robotic system for three-dimensional collective construction,” *Robotics: Science and Systems*, vol. 7, pp. 257–264, ca.
- [5] M. Rubenstein, A. Cornejo, and R. Nagpal, “Programmable self-assembly in a thousand-robot swarm,” *Science*, vol. 345, no. 6198, pp. 795–799, aug 2014.
- [6] T. Soleymani, V. Trianni, M. Bonani, F. Mondada, and M. Dorigo, “Bio-inspired construction with mobile robots and compliant pockets,” *Robotics and Autonomous Systems*, vol. 74, pp. 340–350, 2015.
- [7] M. D. Soorati and H. Hamann, “Robot self-assembly as adaptive growth process: Collective selection of seed position and self-organizing tree-structures,” *IEEE International Conference on Intelligent Robots and Systems*, vol. 2016–November, pp. 5745–5750, 2016.
- [8] D. Saldana, B. Gabrich, M. Whitzer, A. Prorok, M. F. Campos, M. Yim, and V. Kumar, “A decentralized algorithm for assembling structures with modular robots,” *IEEE International Conference on Intelligent Robots and Systems*, vol. 2017–Septe, pp. 2736–2743, 2017.
- [9] K. H. Petersen, N. Napp, R. Stuart-Smith, D. Rus, and M. Kovac, “A review of collective robotic construction,” *Science Robotics*, vol. 4, no. 28, 2019.
- [10] J. Werfel, K. Petersen, and R. Nagpal, “Designing collective behavior in a termite-inspired robot construction team,” *Science*, vol. 343, no. 6172, pp. 754–758, 2014.
- [11] Y. Deng, Y. Hua, N. Napp, and K. Petersen, “A Compiler for Scalable Construction by the TERMES Robot Collective,” *Robotics and Autonomous Systems*, vol. 121, p. 103240, 2019.
- [12] M. Rosa, J. E. R. Cury, and F. L. Baldissera, “Supervisory control in construction robotics: in the quest for scalability and permissiveness,” in *International Workshop on Discrete Event Systems*, Rio de Janeiro, Brazil, 2020.
- [13] “Mbzirc - mohamed bin zayed international robotics challenge,” 2020. [Online]. Available: <https://www.mbzirc.com/challenge/2020>
- [14] M. Rosa, J. E. R. Cury, and F. L. Baldissera, “—,” in *International Workshop on Discrete Event Systems*, Prague, CZECH REPUBLIC, 2022 - Submitted.
- [15] P. J. Ramadge and W. M. Wonham, “The control of discrete event systems,” *Discrete Event Dynamic Systems*, vol. 77, pp. 81–98, 1989.
- [16] C. G. Cassandras and S. LaFortune, *Introduction to discrete event systems*. Springer, 2008.
- [17] Yi-Liang Chen and Feng Lin, “Modeling of discrete event systems using finite state machines with parameters,” in *Proceedings of the 2000. IEEE International Conference on Control Applications. Conference Proceedings (Cat. No.00CH37162)*, Sep. 2000, pp. 941–946.
- [18] M. Skoldstam, K. Akesson, and M. Fabian, “Modeling of discrete event systems using finite automata with variables,” in *2007 46th IEEE Conference on Decision and Control*, Dec 2007, pp. 3387–3392.
- [19] L. Ouedraogo, R. Kumar, R. Malik, and K. Akesson, “Nonblocking and safe control of discrete-event systems modeled as extended finite automata,” *IEEE Transactions on Automation Science and Engineering*, vol. 8, no. 3, pp. 560–569, July 2011.