

Comparison of the mixed-fermion-action Effects using different fermion and gauge actions with 2+1 and 2+1+1 flavors (CLQCD Collaboration)



Zun-Xian Zhang,^{1,2,3} Mengchu Cai,² Bolun Hu,⁴ Xiangyu Jiang,⁵ Yi-Bo Yang,^{2,6,1,7,*} and Dian-Jun Zhao^{8,†}

¹*School of Fundamental Physics and Mathematical Sciences,*

Hangzhou Institute for Advanced Study, UCAS, Hangzhou 310024, China

²*CAS Key Laboratory of Theoretical Physics, Institute of Theoretical Physics,
Chinese Academy of Sciences, Beijing 100190, China*

³*University of Chinese Academy of Sciences, Beijing 100049, China*

⁴*Computation-based Science and Technology Research Center,
The Cyprus Institute, 20 Kavafi Str., Nicosia 2121, Cyprus*

⁵*Department of Physics, Indiana University, Bloomington, Indiana 47405, USA*

⁶*University of Chinese Academy of Sciences, School of Physical Sciences, Beijing 100049, China*

⁷*International Centre for Theoretical Physics Asia-Pacific, Beijing/Hangzhou, China*

⁸*School of Science and Engineering, The Chinese University of Hong Kong, Shenzhen 518172, China*

(Dated: December 23, 2025)

The leading-order low-energy constant Δ_{mix} in mixed-action chiral perturbation theory is calculated using 2 + 1 + 1-flavor gauge ensembles with HISQ fermions and a tadpole-improved Symanzik gauge action at four lattice spacings $a \in [0.048, 0.111]$ fm. By comparing our results to those from different actions and a 2 + 1-flavor case, we find that the fermion action has the major impact, but the gauge action and charm quark loops also contribute significantly.

I. INTRODUCTION

Lattice QCD provides the primary non-perturbative framework for *ab initio* calculations of strong interaction physics. A central challenge in the field is the choice of fermion discretization, which must balance computational cost against the preservation of fundamental symmetries, most notably chiral symmetry. In this context, the *mixed-action* approach has emerged as a powerful pragmatic strategy. By generating gauge ensembles with a computationally efficient “sea” fermion action and calculating observables using a more theoretically clean but expensive “valence” fermion action, one can leverage the statistical advantages of large ensembles while maintaining good control over systematic errors. Mixed-action lattice QCD has been employed in calculations of glue helicity [1], nucleon charges (e.g., [2–4]), hadron vacuum polarization [5], and other observables.

The success of this approach hinges on a quantitative understanding of the additional discretization artifacts introduced by the action mismatch, known as *mixed-action effects*. A key calculable quantity for quantifying these effects is the mass $m_{\pi, \text{vs}}$ of the mixing pion

with one valence quark and one sea anti-quark, which leads to the leading-order low-energy constant in the mixed-action partially-quenched chiral perturbation theory (MAPQχPT) [6–8]:

$$\Delta_{\text{mix}} \equiv m_{\pi, \text{vs}}^2 - \frac{m_{\pi, \text{vv}}^2 + m_{\pi, \text{ss}}^2}{2} \Big|_{m_{\pi, \text{vv}} = m_{\pi, \text{ss}}} \quad (1)$$

where $m_{\pi, \text{vv}}$ ($m_{\pi, \text{ss}}$) is the pion mass with the valence (sea) quark and anti-quark.

Recent systematic study [9] has observed that when the sea fermion action preserves chiral symmetry, Δ_{mix} scales as $\mathcal{O}(a^4)$ —a significant improvement over the expected $\mathcal{O}(a^2)$ behavior. This favorable scaling has been observed over a wide range of lattice spacings, $a \in [0.04, 0.19]$ fm, for chirally symmetric actions such as Domain wall [10–12] and Highly Improved Staggered Quark (HISQ) fermions [13]. In contrast, when a clover sea fermion action with explicit chiral symmetry breaking is used, Δ_{mix} remains substantially larger, independent of the valence action.

However, the comparison in Ref. [9] presents potential loopholes. The clover fermion ensembles used the tadpole-improved tree-level Symanzik (TITLS) gauge action, while the HISQ and Domain wall ensembles used different gauge actions (one-loop improved Symanzik and Iwasaki, respectively). Consequently, the possibility that the gauge action itself significantly impacts Δ_{mix} can-

* Corresponding author: ybyang@itp.ac.cn

† Corresponding author: zhaodianjun@cuhk.edu.cn

not be excluded. Furthermore, the number of dynamical fermion flavors differs between the clover ($N_f = 2 + 1$) and HISQ ($N_f = 2 + 1 + 1$) ensembles, introducing another confounding factor.

In this work, we perform a controlled study to isolate these effects. We generate new HISQ fermion ensembles using the same tadpole-improved Symanzik gauge action as the clover studies, with $N_f = 2 + 1 + 1$ flavors at four lattice spacings, and three $N_f = 2 + 1$ flavor ensembles at $a \sim 0.11$ fm with different gauge actions. By calculating Δ_{mix} on these new ensembles, we enable a fair comparison to precisely determine the impact of the gauge action and the dependence on the number of dynamical fermion flavors.

II. SETUP AND BASIC TESTS OF THE GENERATED GAUGE ENSEMBLES

The fermion action used for the gauge ensembles generated in this work is the HISQ action [13], which effectively mitigates taste symmetry breaking and discretization errors while retaining acceptable chiral symmetry. It is formulated in the following form:

$$S_{\text{HISQ}} = \sum_x \bar{\psi}(x) (\gamma \cdot D^{\text{HISQ}} + m) \psi(x), \quad (2)$$

with the $\mathcal{O}(a^2)$ improved covariant derivative operator:

$$D_\mu^{\text{HISQ}} \equiv \Delta_\mu(W) - \frac{a^2}{6} (1 + \epsilon) \Delta_\mu^3(X), \quad (3)$$

where the smeared link field $W_\mu(x)$ is constructed via a two-stage Fat7 smearing process with intermediate SU(3) projection, and $X_\mu(x)$ denotes links smeared with a single application of the ASQTAD smearing operator. The parameter provides improved dispersion relation for heavy quarks with bare mass m by canceling tree-level $\mathcal{O}((am)^4)$ errors.

We consider a general gauge action of the form:

$$S_g = \hat{\beta} \left[\sum_P \left(1 - \frac{1}{3} \text{ReTr}(P) \right) \right. \quad (4)$$

$$\left. + C_R \sum_R \left(1 - \frac{1}{3} \text{ReTr}(R) \right) \right], \quad (5)$$

where the sums run over all 1×1 plaquettes (P) and 2×1 rectangles (R). Specific gauge actions are characterized by the value of the parameter C_R :

- $C_R = 0$ for the Wilson action (W);
- $C_R = -1/20$ for the tree-level Symanzik action ($S^{(0)}$);
- $C_R = -1/(20u_0^2)$ for the tadpole-improved Symanzik action, with $u_0 = (\langle \text{ReTr}(P) \rangle / 3)^{1/4}$. This was employed in previous CLQCD ensembles with clover fermions [14, 15];

- $C_R = -0.331/(1 + 8 \cdot 0.331) = -0.0907346$ for the Iwasaki gauge action.

TABLE I. Input parameters $\hat{\beta}$, u_0 , $\tilde{L}^3 \times \tilde{T}$, and $\tilde{m}_{l,s,c}^b$ of the 2+1+1 flavor gauge ensembles with HISQ fermion and S^{tad} gauge actions.

Ensemble	$\hat{\beta}$	$\tilde{L}^3 \times \tilde{T}$	u_0	\tilde{m}_l^b	\tilde{m}_s^b	\tilde{m}_c^b
c24P31s	7.29	$24^3 \times 48$	0.879440(3)	0.00944	0.055	0.5555
c24P31	7.29	$24^3 \times 48$	0.879452(3)	0.00944	0.04721	0.5555
c32P31	7.29	$32^3 \times 48$	0.879451(2)	0.00944	0.04721	0.5555
c24P22	7.29	$24^3 \times 48$	0.879469(3)	0.00472	0.04721	0.5555
c32P22	7.29	$32^3 \times 48$	0.879468(2)	0.00472	0.04721	0.5555
c48P13	7.29	$48^3 \times 48$	0.879472(1)	0.00174	0.04721	0.5555
e32P31	7.54	$32^3 \times 64$	0.886360(2)	0.007434	0.03715	0.4371
g32P31	7.75	$32^3 \times 64$	0.891434(1)	0.00579	0.02895	0.34
g48P31	7.75	$48^3 \times 64$	0.891432(1)	0.00579	0.02895	0.34
h48P31	8.20	$48^3 \times 96$	0.900600(1)	0.003526	0.01763	0.207

In this work, we generated a set of 2+1+1-flavor gauge ensembles using the aforementioned fermion and gauge actions. The ensemble parameters are detailed in Table I (with the symbol $\tilde{X} \equiv Xa^n$ for any quantity X with mass dimension n), including the gauge coupling $\hat{\beta}$, the tadpole factor u_0 , lattice volume $\tilde{L}^3 \times \tilde{T}$, and the bare dimensionless quark masses $\tilde{m}_{l,s,c}^b$. For all ensembles at $\hat{\beta} = 7.29$ and 7.54 (except c24P31s to be discussed later), we fixed the charm-to-strange mass ratio to $\tilde{m}_c^b/\tilde{m}_s^b = 11.766$, corresponding to the 2+1+1 flavor FLAG average [16–20]. For the ensembles at $\hat{\beta} = 7.75$ and 8.20, we used $\tilde{m}_c^b/\tilde{m}_s^b = 11.74$, a value consistent with the FLAG average of 11.766(30) within its uncertainty. The strange-to-light mass ratio, $\tilde{m}_s^b/\tilde{m}_l^b$, was set to 27.18 [21] for the physical point ensemble (c48P13), to 10 for c24P22 and c32P22, and to 5 for the remaining ensembles (excluding c24P31s). The bare strange quark mass \tilde{m}_s^b was then tuned to ensure the resulting m_{η_s} mass was close to the value of 689.63(18) MeV [22] which corresponds to the physical strange quark mass, and the tadpole factor u_0 was tuned to ensure consistency within 0.001% between its input value and the value from thermalized configurations. Finally, to investigate the impact of the strange sea quark mass, we generated the c24P31s ensemble using the same $\hat{\beta}$ and $\tilde{m}_{l,c}^b$ as the c24P31 ensemble but with a \tilde{m}_s^b enlarged by 17%.

The values of u_0 in Table I indicate a clear hierarchy in the parameter dependencies. The gauge coupling $\hat{\beta}$ is the dominant factor. Contributions from the light and strange quark masses, though much weaker ($\mathcal{O}(10^{-5})$), are still relevant at our level of statistical uncertainty. Finally, any finite volume effect is negligible, remaining consistent with zero within a 2σ confidence interval.

To mitigate autocorrelation between configurations, we set the molecular dynamics time between trajectories to $\tau = 2$ and employed multiple integration steps with $\delta\tau = 0.02$ to maintain a high acceptance rate. We quantified autocorrelations by computing the normalized vari-

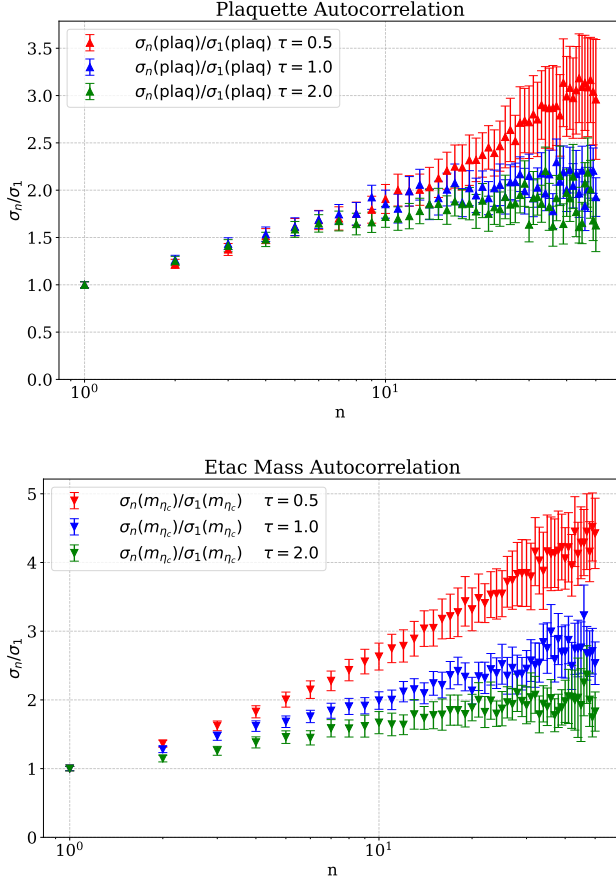


FIG. 1. The normalized variance ratio σ_n/σ_1 of the averaged plaquette $\text{ReTr}(P)$ (upper panel) and m_{η_c} (lower panel), using the molecular-dynamics time $\tau = 0.5$ (red), 1.0 (blue) and 2.0 (green) per trajectory.

ance ratio σ_n/σ_1 for various bin sizes n , using the averaged plaquette $\text{ReTr}(P)$, the topological charge Q , the pion mass m_π , and the η_c mass m_{η_c} , as detailed in the Appendix.

The results, shown in Fig. 2, reveal that $\text{ReTr}(P)$ (upper panel) and m_{η_c} (lower panel) exhibit stronger autocorrelations, requiring larger bin sizes n for the variance ratio to saturate. Notably, the autocorrelation of m_{η_c} is significantly suppressed with increasing τ , showing a marked improvement from $\tau = 0.5$ to $\tau = 1.0$. In contrast, a larger τ provides only a minor reduction in the autocorrelation of $\text{ReTr}(P)$. Both Q and m_π demonstrate much weaker autocorrelations, remaining negligible even at the finest lattice spacing of $a = 0.047$ fm.

We determine the lattice spacing a_{w_0} for each ensemble using the gradient flow scale with $w_0 = 0.1725(7)$ fm, based on the FLAG average [16, 22–26]. The results are summarized in Table II. To perform a global fit, we adopt the empirical formula from Ref. [14], originally used for

TABLE II. a_{w_0} on different ensembles and the fitted values through the functional form in Eq. (6). The values in the column labeled by a_{w_0} only show the statistical errors. Other fitted results include the uncertainty from $w_0 = 0.17250(70)$ fm.

	a_{w_0} (fm)	$a_{w_0}^{\text{fit}}$ (fm)	fit parameters	
c24P31s	0.11121(14)	0.11098(46)	$a(7.29)$	0.10840(44)
c24P31	0.11089(14)	0.11089(47)	$a(7.54)$	0.08668(37)
c24P22	0.10938(15)	0.10944(45)	$a(7.75)$	0.07103(30)
c32P31	0.11094(08)	0.11100(46)	$a(8.20)$	0.04730(30)
c32P22	0.10943(09)	0.10940(45)	c_l	0.311(17)
c48P13	0.10843(05)	0.10843(44)	c_s	-0.022(18)
e32P31	0.08880(11)	0.08879(38)	c_{u_0}	-5(12)
g31P31	0.07276(14)	0.07283(30)		
g48P31	0.07278(07)	0.07276(30)		
h48P31	0.04845(22)	0.04845(30)		

CLQCD clover fermion ensembles. The fit function is:

$$a_{w_0}(\hat{\beta}, \tilde{m}_\pi, \tilde{m}_{\eta_s}, \delta u_0, \delta v_0) = a(\hat{\beta}) [1 + c_l (\frac{\tilde{m}_\pi^2}{a(\hat{\beta})^2} - m_{\pi, \text{phys}}^2) + c_s (\frac{\tilde{m}_{\eta_s}^2}{a(\hat{\beta})^2} - m_{\eta_s, \text{phys}}^2) + c_{u_0} (u_0 - u_0^I)], \quad (6)$$

Here, $m_{\pi, \text{phys}} = 134.98$ MeV [27] is the physical pion mass with QED corrections highly suppressed, $m_{\eta_s, \text{phys}} = 689.63(18)$ MeV [22] corresponds to the physical strange quark mass, and u_0^I denotes the input value of u_0 . The fit yields a $\chi^2/\text{d.o.f.}$ of 1.3, and the resulting parameters are also provided in Table II.

To isolate the effect of the charm sea quark and gauge actions, we also generated three 2+1-flavor ensembles with a light-to-strange mass ratio of $\tilde{m}_s^b/\tilde{m}_l^b = 5$: x24P31 using the $S^{(0)}$ gauge action, y24P31 using the S^{tad} action gauge, and z24P31 using the Iwasaki gauge actions. The parameters \tilde{m}_s^b and $\hat{\beta}$ were tuned to match both the m_{η_s} and the lattice spacing of the 2+1+1-flavor ensemble c24P30, enabling a direct comparison of quantities with and without charm sea quarks.

TABLE III. Input parameters $\hat{\beta}$, u_0 , $\tilde{L} \times \tilde{T}$, and \tilde{m}_l^b of the 2+1 flavor gauge ensembles with HISQ fermion and different gauge actions.

C_R	$\hat{\beta}$	$\tilde{L}^3 \times \tilde{T}$	u_0	\tilde{m}_l^b	\tilde{m}_s^b
-1/20	6.743	$24^3 \times 48$	0.872958(4)	0.01027	0.05135
-1/(20u_0^2)	7.2133	$24^3 \times 48$	0.877265(3)	0.009796	0.04898
-0.0907346	8.322	$24^3 \times 48$	0.886683(3)	0.010582	0.05291

The input parameters of the 2+1 flavor ensembles are collected in Table III. Based on fitted value of the coefficient c_l , the lattice spacing a_{w_0} exhibits a 2% shift when moving from $m_\pi \sim 300$ MeV to the physical point. We therefore apply a 0.98 rescaling factor to a_{w_0} for the x(y/z)24P31 ensembles. Given that Δ_{mix} has mass dimension 2, we assign a 4% systematic uncertainty to its value for the x(y/z)24P31 ensembles to account for this rescaling.

Furthermore, we observe that u_0 is comparable for all three ensembles, despite considerable variation in $\hat{\beta}$. This feature is expected, as the effective gauge coupling defined through tadpole improvement,

$$\alpha_s^{\text{tad}} \equiv \frac{6(1 - 40/3c_R u_0^2)}{4\pi\hat{\beta}u_0^4}, \quad (7)$$

is found to be similar at the 2–3% level for all the three C_R values used in this work.

Using the rescaled lattice spacing, the η_s meson mass m_{η_s} for both the x24P31 and z24P31 ensembles is found to be 2–3% larger than the value corresponding to the physical strange quark mass. The resulting rescaled strange quark masses are 0.0483(3) and 0.0508(3), respectively. These values show a clear increase with the gauge coupling $\hat{\beta}$ across all three ensembles studied.

TABLE IV. Summary table on the lattice spacing, $\tilde{L} \times \tilde{T}$, $m_\pi L$ and m_{π, η_s, η_c} (In unit of MeV) of the CLQCD ensembles with HISQ fermion.

Ensemble	a (fm)	$\tilde{L}^3 \times \tilde{T}$	$m_\pi L$	m_π	m_{η_s}	m_{η_c}
c24P31s		$24^3 \times 48$	4.13	313(2)	745(3)	2.973(12)
c24P31		$24^3 \times 48$	4.07	309(2)	687(3)	2.972(12)
c32P31		$32^3 \times 48$	5.44	310(1)	686(3)	2.972(12)
c24P22	0.1084(4)	$24^3 \times 48$	2.94	223(2)	685(3)	2.970(12)
c32P22		$32^3 \times 48$	3.87	220(1)	684(3)	2.970(12)
c48P13		$48^3 \times 48$	3.53	134(1)	683(3)	2.970(12)
e32P31	0.0867(4)	$32^3 \times 64$	4.41	313(2)	694(3)	3.015(13)
g32P32		$32^3 \times 64$	3.65	317(3)	692(3)	2.981(13)
g48P31	0.0710(3)	$48^3 \times 64$	5.38	311(2)	691(3)	2.983(13)
h48P31	0.0473(3)	$48^3 \times 96$	3.60	313(3)	692(5)	2.947(19)
x24P31	0.1114(6)	$24^3 \times 48$	4.35	321(2)	711(4)	–
y24P31	0.1116(6)	$24^3 \times 48$	4.22	311(2)	688(4)	–
z24P31	0.1128(7)	$24^3 \times 48$	4.35	317(2)	704(4)	–

Table IV lists the pseudoscalar meson masses m_π , m_{η_s} , and m_{η_c} , determined using the jointly fitted lattice spacing. The m_{η_s} values on all the 2+1+1 flavor ensembles are consistent with the our target value of 689.63(18) MeV [22] within 2σ , except for the c24P31s ensemble used to test strange mass mistuning. The m_{η_c} results also reproduce the physical value to within approximately 1%.

Using Table IV, we perform a second-order polynomial interpolation (or extrapolation) to determine the values of $\hat{\beta}$, u_0 , and \tilde{m}_s^b at the lattice spacings of the $N_f = 2 + 1$ CLQCD ensembles. These interpolated values are collected in the appendix.

Table V summarizes the parameters $\hat{\beta}$, a , and tadpole factors u_0 and $v_0^{(\text{HYP})}$ for the following ensembles:

- **HI+S^{tad}**: The 2+1+1 and 2+1 flavor HISQ fermion ensembles with the tadpole-improved Symanzik gauge action generated in this work;
- **HI+S⁽⁰⁾** or **HI+I**: The 2+1 flavor HISQ fermion ensembles with the tree-level Symanzik (or Iwasaki) gauge action generated in this work;

TABLE V. Comparison of the lattice spacing a , tadpole factors u_0 and $v_0^{(\text{HYP})}$, and the bare light quark mass m_l^b (for $m_\pi \simeq 300$ MeV) using the HYP-smearred clover action. Symbols: HI (HISQ), SC (stout-smearred clover), S⁽⁰⁾ (tree-level Symanzik), S^{tad} (tadpole-improved Symanzik), S⁽¹⁾ (one-loop-improved Symanzik), I (Iwasaki).

Action	N_f	$\hat{\beta}$	a (fm)	u_0	$v_0^{(\text{HYP})}$	$\tilde{m}_l^b(\text{HYP})$
HI+S ^{tad}	2+1+1	7.29	0.1084(04)	0.87944	0.9862	-0.0529
		7.54	0.0867(03)	0.88636	0.9878	-0.0438
		7.75	0.0710(03)	0.89143	0.9889	-0.0397
		8.20	0.0473(03)	0.90060	0.9905	-0.0329
HI+S ⁽⁰⁾	2+1	6.74	0.1114(06)	0.87296	0.9852	-0.0578
HI+S ^{tad}	2+1	7.21	0.1116(06)	0.87727	0.9858	-0.0558
HI+I	2+1	8.32	0.1128(07)	0.88668	0.9870	-0.0485
SC+S ^{tad}	2+1	6.20	0.1052(06)	0.85545	0.9830	-0.0328
		6.41	0.0775(05)	0.86346	0.9851	-0.0208
		6.72	0.0520(03)	0.87338	0.9871	-0.0135
HI+S ⁽¹⁾	2+1+1	6.00	0.1222(03)	0.86373	0.9836	-0.0708
		6.30	0.0879(02)	0.87417	0.9863	-0.0514
		6.72	0.0566(01)	0.88578	0.9887	-0.0398
		7.00	0.0426(01)	0.89218	0.9897	-0.0365

- **SC+S^{tad}**: The 2+1 flavor stout-smearred clover (SC) fermion ensembles with the same S^{tad} gauge action from the CLQCD collaboration [14];
- **HI+S⁽¹⁾**: The 2+1+1 flavor HISQ fermion ensembles with a one-loop-improved Symanzik (S⁽¹⁾) gauge action from the MILC collaboration [28, 29] (data taken from Ref. [9]).

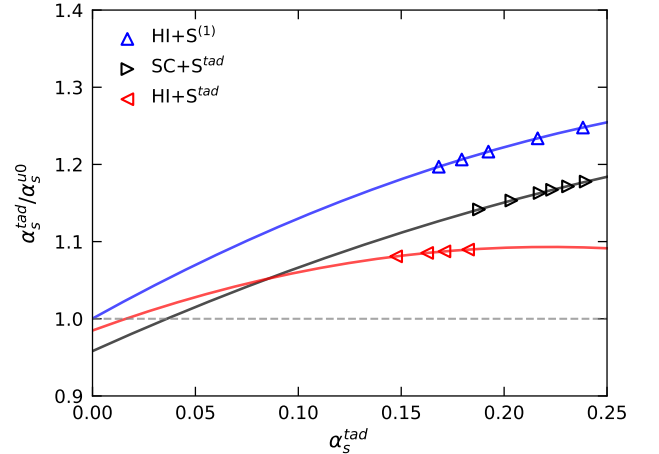


FIG. 2. The ratio $\alpha_s^{\text{tad}}/\alpha_s^{u_0}$ of two definitions of effective α_s using different fermion and gauge action combinations. they approach to 1 within a few percent deviations in the weak coupling limit $\alpha_s \rightarrow 0$.

A comparison reveals that at a similar lattice spacing of $a \sim 0.11$ fm, the value of $\hat{\beta}$ is 1.1% larger for the 2+1+1 flavor ensembles than for the 2+1 flavor case. This indicates that the tadpole improved bare strong coupling α_s^{tad} decreases by approximately 2.0% when charm

sea quark effects are included. Using the same formulation, we find that α_s^{tad} obtained with the 2+1 flavor HISQ action is 1.2% and 2.8% smaller when paired with the tree-level Symanzik or Iwasaki gauge action, respectively, compared to the result with the tadpole-improved Symanzik gauge action. In contrast, changing either the fermion action from SC to HI or the gauge action from S^{tad} to $S^{(1)}$ leads to a much more significant shift in $\hat{\beta}$, corresponding to an $\sim 18\%$ change in α_s^{tad} .

For the Symanzik gauge action, the strong coupling α_s can be estimated at leading-order perturbation theory through the tadpole factor u_0 [30], defined as

$$\alpha_s^{u_0} \equiv -\frac{4}{3.06839} \log u_0. \quad (8)$$

As illustrated in Fig. 2, the ratio $\alpha_s^{\text{tad}}/\alpha_s^{u_0}$ depends on the specific combination of fermion and gauge actions. However, this ratio consistently approaches unity with deviations of only a few percent in the weak coupling limit $\alpha_s \rightarrow 0$, using extrapolation with a polynomial form $\sum_{i=0}^2 c_i \alpha_s^i$.

As shown in Table V, we observe that the HYP-smearad tadpole factor $v_0^{(\text{HYP})}$ deviates from unity by less than 2% in all ensembles, with a scaling that is faster than $\alpha_s(a)$. This implies that $\mathcal{O}(a^n)$ discretization effects can be as important as $\alpha_s(a)$ corrections. The same logic applies to the dimensionless bare quark mass $\tilde{m}_l^b \equiv m_l^b a$ which corresponds to $m_\pi \simeq 300$ MeV, and its scaling provides clear evidence for both the α_s^n/a divergence and $\mathcal{O}(a^n)$ discretization effects in the clover fermion's bare mass parameter.

III. RESULT OF Δ_{mix}

We calculate the leading mixed-action effects Δ_{mix} on 2+1+1 flavor gauge ensembles c24P31, e32P31, g32P31 and h48P31 at four lattice spacings with $m_\pi \sim 310$ MeV, and also 2+1 flavor gauge ensembles x24P31, y24P31 and z24P31 with different gauge actions. For the valence fermion actions, we use:

- **SC**: Clover fermion with 1-step STOUT smearing and tree level tadpole improved clover coefficient c_{sw} ;
- **HC**: Clover fermion with 1-step HYP smearing and tree level tadpole improved clover coefficient c_{sw} ;
- **OV**: Overlap fermion with 1-step HYP smearing and $\rho = 1.5$.

Even-grid source (including $\tilde{L}^3/8$ points at all the spatial positions where the x/y/z indices are even) are used generate propagator for all the valence fermion actions to improve the statistics.

All our results of Δ_{mix} are collected in Table VI, together with a generalized mixed action effect between

valence fermion actions [9],

$$\bar{\Delta}_{\text{mix}}^{\text{B+C/A}} \equiv m_{\pi,\text{BC}}^2 - \frac{m_{\pi,\text{BB}}^2 + m_{\pi,\text{CC}}^2}{2} \Big|_{m_{\pi,\text{AA}}=m_{\pi,\text{BB}}=m_{\pi,\text{CC}}}, \quad (9)$$

which quantifies the effect of using two different valence actions B and C on the same sea action A. For computational efficiency, we calculate Δ_{mix} using the overlap valence fermion action only at two representative lattice spacings, $a \sim 0.11$ and 0.07 fm.

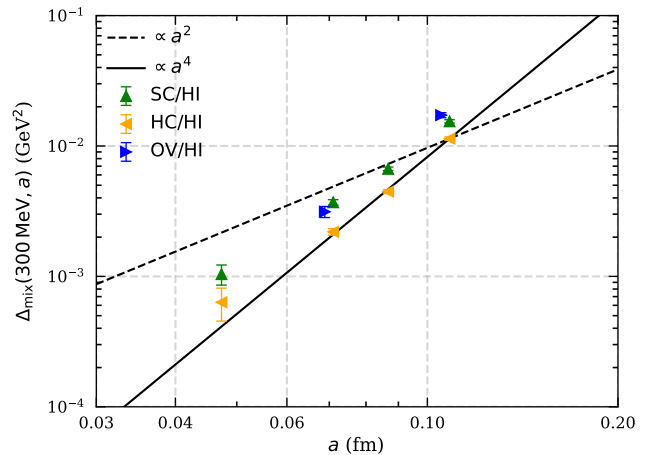


FIG. 3. Mixed-action effects of the Stout link smeared Clover fermion (SC/HI, green triangles) and HYP smeared Clover fermion (HC/HI, yellow left triangles), overlap fermion (OV, blue right triangles, at $a=0.108$ and 0.073 fm only) on the 2+1+1 flavor HISQ ensembles at different lattice spacings.

The lattice spacing dependence of Δ_{mix} on the 2+1+1 flavor HISQ ensembles is shown in Fig. 3. The SC and HC results exhibit a clear $\mathcal{O}(a^4)$ scaling across the four lattice spacings, despite a large relative uncertainty at the finest lattice spacing ($a = 0.048$ fm). The overlap results, though limited to two data points, are also consistent with this $\mathcal{O}(a^4)$ scaling behavior.

To facilitate a comparison of Δ_{mix} across different fermion-gauge action combinations and the presence of charm sea quarks, we interpolated all results to a common lattice spacing of $a = 0.11$ fm, as shown in Fig. 4.

For the 2+1 flavor cases, Δ_{mix} exhibits an obvious decrease with increasing absolute value of $|C_P|$, rendering its value with the Iwasaki action being $0.61(4)$ of that with the tree level Symanzik gauge actions. Nevertheless, Δ_{mix} with Domain wall fermions is still smaller by a factor of $2.5(3)$ compared with HISQ fermions under the same Iwasaki gauge action. When using the same S^{tad} gauge action, Δ_{mix} with HISQ fermions is significantly smaller than with stout clover (SC) fermions, confirming the importance of using a chirally symmetric fermion action for generating gauge configurations on suppression Δ_{mix} .

Comparing the 2+1 and 2+1+1 flavor HISQ ensembles

TABLE VI. Δ_{mix} and $\bar{\Delta}_{\text{mix}}$ on different ensembles with different valence quark actions. The symbol OV, SC and HC correspond to the overlap, stout-smearing clover, and HYP smeared clover fermion actions.

Action	Symbol	$a(\text{fm})$	$m_{\pi,ss} (\text{MeV})$	$\Delta_{\text{mix}}(\text{GeV}^2)$			$\bar{\Delta}_{\text{mix}}(\text{GeV}^2)$		
				OV	SC	HC	OV+SC	OV+HC	SC+HC
2+1+1	c24P30	0.108	309	0.01724(76)	0.01545(45)	0.01138(35)	0.01344(54)	0.00700(40)	0.00292(12)
	e32P31	0.087	313	-	0.00668(20)	0.00447(15)	-	-	0.00156(06)
	g32P31	0.071	317	0.00313(31)	0.00370(17)	0.00220(13)	0.00321(28)	0.00126(23)	0.00100(06)
	h48P31	0.047	313	-	0.00104(18)	0.00063(18)	-	-	0.00027(03)
2+1	x24P31	0.111	321	0.02366(80)	0.01965(50)	0.01449(41)	0.01787(65)	0.00952(43)	0.00383(15)
	y24P31	0.112	311	0.01997(82)	0.01725(49)	0.01259(36)	0.01563(93)	0.00902(76)	0.00325(15)
	z24P31	0.113	317	0.01378(59)	0.01272(35)	0.00937(26)	0.01113(41)	0.00554(30)	0.00245(08)

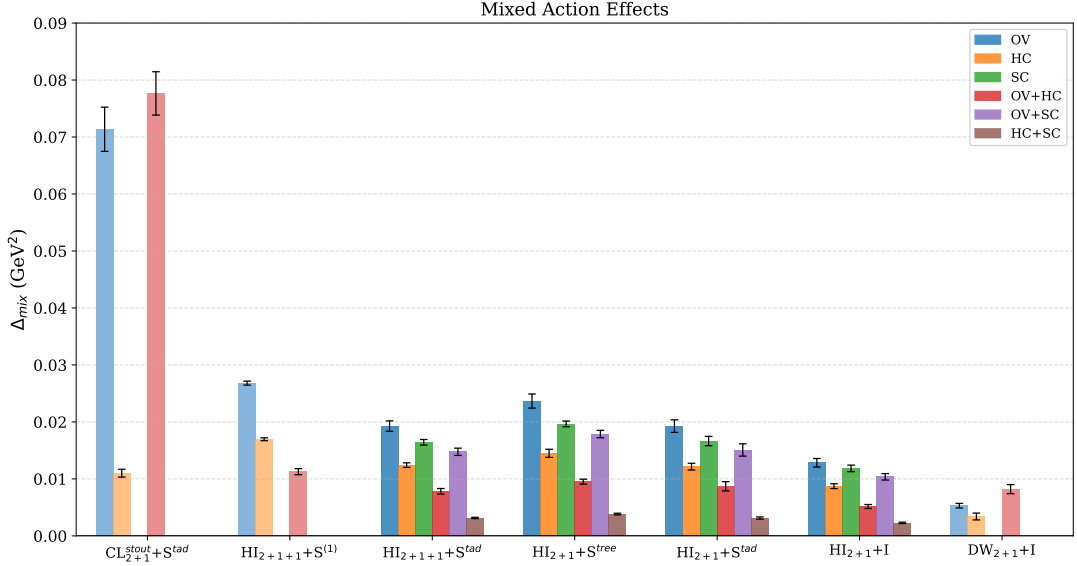


FIG. 4. The mixed action effects Δ_{mix} at $m_\pi \sim 0.30$ GeV for various valence fermion actions (OV, SC and HC) and $\bar{\Delta}_{\text{mix},\text{uni}}$ for different valence fermion actions (OV+HC, OV+SC and HC+HC) on the 2+1 flavor DW+I, HI+I, HI+S^{tad}, HI+S⁽⁰⁾, and CL^{stout} ensembles, and also 2+1+1 flavor HI+S⁽¹⁾, and HI+S^{tad} ensembles. All the quantities are in unit of GeV², and are interpolated to $a = 0.11$ fm and $m_\pi \sim 300$ MeV to make a fair comparison.

with the same S^{tad} gauge action, the inclusion of charm sea quarks appears to suppress Δ_{mix} by approximately 15%. However, the Δ_{mix} values for both of these cases are lower than that of the 2+1+1 flavor HISQ ensemble with the S⁽¹⁾ gauge action.

IV. SUMMARY

In this work, we have performed a systematic lattice QCD calculation of the leading-order low-energy constant Δ_{mix} in mixed-action chiral perturbation theory. Our study utilized 2+1+1 flavor HISQ sea fermions with a tadpole-improved Symanzik gauge action across four lattice spacings, and also 2+1 flavor HISQ sea fermion with 3 kinds of gauge action at a fixed lattice spacing, enabling a controlled investigation into the sources of mixed-action artifacts.

Our central finding is the observation of a favorable $\mathcal{O}(a^4)$ scaling for Δ_{mix} when valence overlap or clover

fermions are used on gauge ensembles generated with 2+1+1 flavor HISQ sea fermions. This result is particularly significant as it was achieved using the same tadpole-improved Symanzik gauge action previously associated with a sizable Δ_{mix} in CLQCD clover fermion ensembles [9]. This comparison directly verifies that the use of a dynamical fermion action with chiral symmetry is the dominant factor in suppressing mixed-action artifacts, irrespective of the gauge action. Furthermore, by comparing different action combinations at a fixed lattice spacing, we have quantified additional, secondary influences on Δ_{mix} . We find that both the specific choice of improved gauge action and the inclusion of dynamical charm quark effects provide a further suppression of Δ_{mix} .

Our finds here offers increased flexibility in selecting valence fermion actions for a given set of gauge configurations, thereby enhancing the potential of the mixed-action approach. Further investigation on different choice of the staggered fermion (likes the stout smearing

with different steps and smearing sizes) would be helpful to further suppress Δ_{mix} and worth studies in the future.

Furthermore, a preliminary study [31] of physical observable using clover valence fermions on our HISQ ensembles indicates that the discretization errors for quantities such as f_K and m_Ω are suppressed compared to those from unitary clover fermion calculations [14, 32]. This suggests that the mixed-action setup can offer superior control over systematic uncertainty from continuum extrapolation, compared to the one with unitary valence-sea fermion action. Consequently, further investigations into a wider range of observables using this setup are warranted to identify optimal, cost-efficient strategies for lattice QCD calculations that maintain rigorous control over systematic errors.

ACKNOWLEDGEMENT

We thank the CLQCD collaborations for providing us their gauge configurations with dynamical fermions [14], which are generated on HPC Cluster of ITP-CAS, IHEP-CAS and CSNS-CAS, the Southern Nuclear Science Computing Center(SNSC) and the Siyuan-1 cluster supported by the Center for High Performance Computing at Shanghai Jiao Tong University. The calculations were performed using the PyQUDA package [33] with QUDA [34–36] through HIP programming model [37]. The numerical calculation were carried out on the ORISE Supercomputer, HPC Cluster of ITP-CAS and Advanced Computing East China Sub-center. This work is supported in part by National Key R&D Program of China No.2024YFE0109800, NSFC grants No. 12435002, 12525504, 12293060, 12293062, and 12447101, the Strategic Priority Research Program of Chinese Academy of Sciences, Grant No. YSBR-101 and XDB34030303, and the science and education integration young faculty project of University of Chinese Academy of Sciences.

-
- [1] Y.-B. Yang *et al.*, Phys. Rev. Lett. **118**, 102001 (2017), [arXiv:1609.05937 \[hep-ph\]](#).
 - [2] C. C. Chang *et al.*, Nature **558**, 91 (2018).
 - [3] Y.-C. Jang *et al.*, Phys. Rev. Lett. **124**, 072002 (2020), [arXiv:1905.06470 \[hep-lat\]](#).
 - [4] S. Park *et al.*, (2025), [arXiv:2503.07100 \[hep-lat\]](#).
 - [5] S. Borsanyi *et al.*, Nature **593**, 51 (2021), [arXiv:2002.12347 \[hep-lat\]](#).
 - [6] O. Bär, G. Rupak, and N. Shoresh, Phys. Rev. D **70**, 034508 (2004), [arXiv:hep-lat/0306021 \[hep-lat\]](#).
 - [7] O. Bar, C. Bernard, G. Rupak, and N. Shoresh, Phys. Rev. D **72**, 054502 (2005), [arXiv:hep-lat/0503009](#).
 - [8] J.-W. Chen, D. O’Connell, and A. Walker-Loud, JHEP **04**, 090 (2009), [arXiv:0706.0035 \[hep-lat\]](#).
 - [9] D.-J. Zhao, G. Wang, F. He, L. Jin, P. Sun, Y.-B. Yang, and K. Zhang (χ QCD), Phys. Rev. D **107**, L091501 (2023), [arXiv:2207.14132 \[hep-lat\]](#).
 - [10] R. C. Brower, H. Neff, and K. Orginos, Nucl. Phys. B Proc. Suppl. **140**, 686 (2005), [arXiv:hep-lat/0409118](#).
 - [11] R. C. Brower, H. Neff, and K. Orginos, Nucl. Phys. B Proc. Suppl. **153**, 191 (2006), [arXiv:hep-lat/0511031](#).
 - [12] R. C. Brower, H. Neff, and K. Orginos, Comput. Phys. Commun. **220**, 1 (2017), [arXiv:1206.5214 \[hep-lat\]](#).
 - [13] E. Follana, Q. Mason, C. Davies, K. Hornbostel, G. P. Lepage, J. Shigemitsu, H. Trottier, and K. Wong (HPQCD, UKQCD), Phys. Rev. D **75**, 054502 (2007), [arXiv:hep-lat/0610092](#).
 - [14] Z.-C. Hu *et al.* (CLQCD), Phys. Rev. D **109**, 054507 (2024), [arXiv:2310.00814 \[hep-lat\]](#).
 - [15] H.-Y. Du *et al.* (CLQCD), Phys. Rev. D **111**, 054504 (2025), [arXiv:2408.03548 \[hep-lat\]](#).
 - [16] Y. Aoki *et al.* (Flavour Lattice Averaging Group (FLAG)), (2024), [arXiv:2411.04268 \[hep-lat\]](#).
 - [17] N. Carrasco *et al.* (European Twisted Mass), Nucl. Phys. B **887**, 19 (2014), [arXiv:1403.4504 \[hep-lat\]](#).
 - [18] B. Chakraborty, C. T. H. Davies, B. Galloway, P. Knecht, J. Koponen, G. C. Donald, R. J. Dowdall, G. P. Lepage, and C. McNeile, Phys. Rev. D **91**, 054508 (2015), [arXiv:1408.4169 \[hep-lat\]](#).
 - [19] A. Bazavov *et al.* (Fermilab Lattice, MILC, TUMQCD), Phys. Rev. D **98**, 054517 (2018), [arXiv:1802.04248 \[hep-lat\]](#).
 - [20] C. Alexandrou *et al.* (Extended Twisted Mass), Phys. Rev. D **104**, 074515 (2021), [arXiv:2104.13408 \[hep-lat\]](#).
 - [21] A. Bazavov *et al.*, Phys. Rev. D **98**, 074512 (2018), [arXiv:1712.09262 \[hep-lat\]](#).
 - [22] S. Borsanyi *et al.*, Nature **593**, 51 (2021), [arXiv:2002.12347 \[hep-lat\]](#).
 - [23] R. J. Dowdall, C. T. H. Davies, G. P. Lepage, and C. McNeile, Phys. Rev. D **88**, 074504 (2013), [arXiv:1303.1670 \[hep-lat\]](#).
 - [24] C. Alexandrou *et al.* (Extended Twisted Mass), Phys. Rev. D **104**, 074520 (2021), [arXiv:2104.06747 \[hep-lat\]](#).
 - [25] N. Miller *et al.*, Phys. Rev. D **103**, 054511 (2021), [arXiv:2011.12166 \[hep-lat\]](#).
 - [26] A. Bazavov *et al.* (MILC), Phys. Rev. D **93**, 094510 (2016), [arXiv:1503.02769 \[hep-lat\]](#).
 - [27] P. A. Zyla *et al.* (Particle Data Group), PTEP **2020**, 083C01 (2020).
 - [28] A. Bazavov *et al.* (MILC), Phys. Rev. D **82**, 074501 (2010), [arXiv:1004.0342 \[hep-lat\]](#).
 - [29] A. Bazavov *et al.* (MILC), Phys. Rev. D **87**, 054505 (2013), [arXiv:1212.4768 \[hep-lat\]](#).
 - [30] M. G. Alford, W. Dimm, G. P. Lepage, G. Hockney, and P. B. Mackenzie, Phys. Lett. B **361**, 87 (1995), [arXiv:hep-lat/9507010](#).
 - [31] T.-W. Lin *et al.* (CLQCD), In preparation (2025).
 - [32] B. Hu, H. Du, X. Jiang, K.-F. Liu, P. Sun, and Y.-B. Yang, (2024), [arXiv:2411.18402 \[hep-lat\]](#).
 - [33] X. Jiang, C. Shi, Y. Chen, M. Gong, and Y.-B. Yang, (2024), [arXiv:2411.08461 \[hep-lat\]](#).

- [34] M. A. Clark, R. Babich, K. Barros, R. C. Brower, and C. Rebbi (QUDA), *Comput. Phys. Commun.* **181**, 1517 (2010), [arXiv:0911.3191 \[hep-lat\]](#).
- [35] R. Babich, M. A. Clark, B. Joo, G. Shi, R. C. Brower, and S. Gottlieb (QUDA), in *International Conference for High Performance Computing, Networking, Storage and Analysis* (2011) [arXiv:1109.2935 \[hep-lat\]](#).
- [36] M. A. Clark, B. Joó, A. Strelchenko, M. Cheng, A. Gambhir, and R. C. Brower (QUDA), in *International Conference for High Performance Computing, Networking, Storage and Analysis* (2016) [arXiv:1612.07873 \[hep-lat\]](#).
- [37] Y.-J. Bi, Y. Xiao, W.-Y. Guo, M. Gong, P. Sun, S. Xu, and Y.-B. Yang, *PoS LATTICE2019*, 286 (2020), [arXiv:2001.05706 \[hep-lat\]](#).
- [38] H. Y. Du *et al.* (CLQCD), *Phys. Rev. D* **111**, 054504 (2025), [arXiv:2408.03548 \[hep-lat\]](#).

APPENDIX

A. Autocorrelation Analysis

To assess the statistical independence of gauge configurations generated by the Hybrid Monte Carlo algorithm, we perform an autocorrelation analysis using the binning method following the approach in Ref. [38]. The analysis focuses on four key observables: the average plaquette $\langle \text{Tr } U_p \rangle / 3$, the topological charge $Q = \int d^4x q(x)$ with $q(x) = \frac{g^2}{32\pi^2} \epsilon_{\mu\nu\rho\sigma} \text{Tr} [F^{\mu\nu}(x) F^{\rho\sigma}(x)]$, the pion mass m_π , and the η_c mass m_{η_c} .

For a given observable O , the normalized variance ratio σ_n/σ_1 is computed as a function of bin size n . First, the overall mean is calculated as $\bar{O} = \frac{1}{N} \sum_{i=1}^N O_i$, where O_i denotes an individual measurement and N is the total number of configurations. For a bin size n , the data is partitioned into $M = \lfloor \frac{N}{n} \rfloor$ bins, and the mean for the k -th bin is given by $\bar{O}_{n,k} = \frac{1}{n} \sum_{i=(k-1)n+1}^{kn} O_i$. The variance of these binned means is then computed as $\sigma_n^2(O) = \frac{1}{M-1} \sum_{k=1}^M (\bar{O}_{n,k} - \bar{O})^2$. To estimate the uncertainty of this variance, we calculate its standard error, $\text{SE}(\sigma_n^2) = \sqrt{\frac{1}{M(M-1)} \sum_{k=1}^M (s_{n,k}^2 - \sigma_n^2)^2}$, where $s_{n,k}^2(O) = \frac{1}{n-1} \sum_{i=(k-1)n+1}^{kn} (O_i - \bar{O}_{n,k})^2$ is the variance within the k -th bin.

Finally, the normalized ratio σ_n/σ_1 and its propagated error are evaluated. The error is given by $\delta\left(\frac{\sigma_n}{\sigma_1}\right) = \sqrt{\left(\frac{\delta\sigma_n}{\sigma_1}\right)^2 + \left(\frac{\sigma_n\delta\sigma_1}{\sigma_1^2}\right)^2}$, where $\delta\sigma_n = \text{SE}(\sigma_n^2)/(2\sigma_n)$ and $\delta\sigma_1 = \text{SE}(\sigma_1^2)/(2\sigma_1)$. This ratio quantifies the reduction in statistical error with increasing bin size, serving as our measure of autocorrelation.

The left three panels of Fig. 5 illustrate the ratio σ_n/σ_1 as a function of bin size n for all four observables, using data from the ensemble with $m_\pi \sim 0.3$ GeV at $a = 0.108$ fm. These panels correspond to different molecular dynamics time steps: $\tau = 0.5$ (upper left), 1.0 (central left), and 2.0 (lower left). As τ increases, the dependence of the statistical error on bin size weakens for all quantities. The three panels on the right present the cases for ensembles at finer lattice spacings ($a = 0.09, 0.07$, and 0.05 fm from top to bottom), all with $\tau = 2$. These plots suggest that the sensitivity to binning does not become significantly stronger at smaller lattice spacings.

In summary, we observe weaker autocorrelation on the HISQ ensembles compared to the CLQCD ensembles, which we attribute to the larger Monte Carlo time ($\tau = 2$) per trajectory in our simulations. These results ensure that the statistical uncertainties quoted throughout this work are not substantially affected by autocorrelation effects, thereby providing confidence in the reliability of our physical predictions.

B. Interpolated parameters according to the lattice spacings of CLQCD ensembles

Initial estimates for the parameters $\hat{\beta}$, u_0 , and \tilde{m}_s^b at the lattice spacings of the $N_f = 2 + 1$ CLQCD ensembles are obtained via second-order polynomial interpolation or extrapolation of our data; these values are collected in Table VII. The bare strange quark mass \tilde{m}_s^b is rescaled to the value corresponding to the physical strange quark mass using ensembles with $m_s/m_l = 5$. It is then increased by 0.5% to account for light quark mass dependence, based on the $m\eta_s$ values from the c24P31 and c48P13 ensembles.

These parameters can be further refined to obtain the same L with specific spatial lengths $\tilde{L} = \{24, 28, 32, 36, 40, 48, 64\}$ by fine-tuning the lattice spacing; the resulting adjusted values are compiled in Table VIII. It should be noted that these parameters serve as initial estimates and will require further adjustment during actual production to achieve self-consistent u_0 , the target lattice spacing, and m_{η_s} which corresponds to physical strange quark mass.

TABLE VII. Initial guesses of $\hat{\beta}$, u_0 , and \tilde{m}_s^b corresponding to the lattice spacings of the $N_f = 2 + 1$ CLQCD ensembles.

$a(\text{CLQCD})$	0.10542(64)	0.09015(58)	0.07761(46)	0.06896(44)	0.05239(32)	0.03761(23)
β	7.3216(82)	7.4950(83)	7.6564(78)	7.7821(81)	8.0790(88)	8.531(32)
u_0	0.88031(23)	0.88505(22)	0.88919(19)	0.89219(19)	0.89837(16)	0.90447(20)
\tilde{m}_s^b	0.04590(38)	0.03838(34)	0.03222(28)	0.02798(26)	0.01988(20)	0.01268(21)

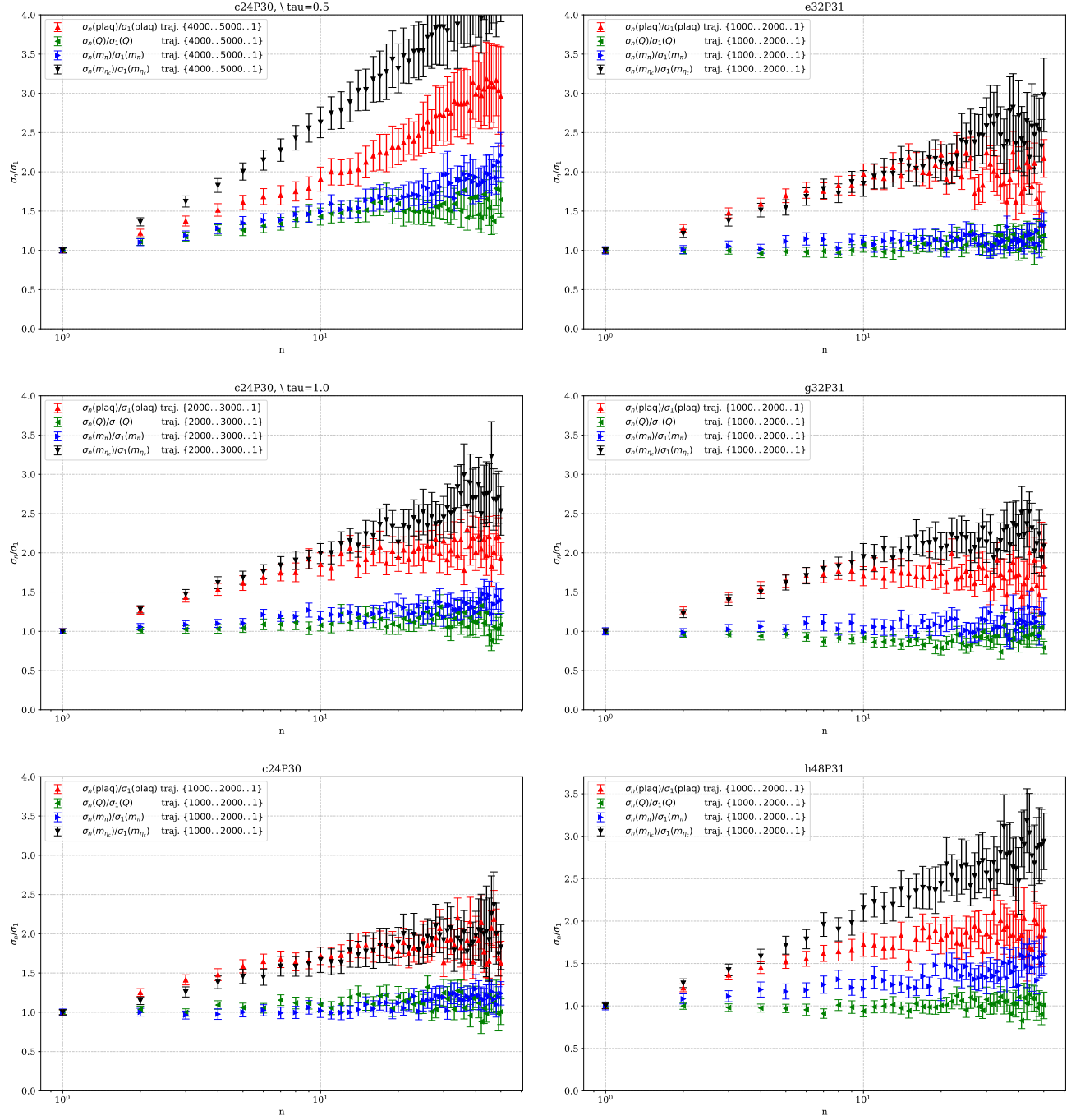


FIG. 5. Autocorrelation analysis across multiple lattice ensembles, depicting the bin-size dependence of variance for four fundamental quantities: the plaquette operator, topological charge, pion mass, and η_c meson mass. The notation $\{n_{\min}, n_{\max}, \Delta n\}$ accompanying each observable specifies the minimal and maximal trajectory indices, along with the stride parameter employed for configuration subsampling to ensure statistical independence in our analysis.

TABLE VIII. Initial guesses of $\hat{\beta}$, u_0 , and \tilde{m}_s^b corresponding to the same $L \equiv \tilde{L}a$

a [fm]	0.10417	0.08929	0.07812	0.06944	0.05208	0.03906
β	7.3351(46)	7.5055(45)	7.6493(45)	7.7746(45)	8.0856(57)	8.462(21)
u_0	0.88068(13)	0.88533(12)	0.88901(11)	0.89202(10)	0.89849(10)	0.90384(16)
\tilde{m}_s^b	0.04528(21)	0.03796(18)	0.03248(16)	0.02822(14)	0.01973(13)	0.01339(17)
$\tilde{L}^3 \times \tilde{T}$	$24^3 \times 72$	$28^3 \times 84$	$32^3 \times 96$	$36^3 \times 108$	$48^3 \times 144$	$64^3 \times 192$