

---

# EXTENDED OPENTT GAMES DATASET: A TABLE TENNIS DATASET FOR FINE-GRAINED SHOT TYPE AND POINT OUTCOME DETECTION

---

**Moamal Fadhil Abdul-Mahdi**  
DTU Compute  
2800 Kgs. Lyngby, Denmark  
moamal001@gmail.com

**Jonas Bruun Hubrechts**  
DTU Compute  
2800 Kgs. Lyngby, Denmark  
jbrhu@dtu.dk

**Thomas Martini Jørgensen\***  
DTU Compute  
2800 Kgs. Lyngby, Denmark  
tmjq@dtu.dk

**Emil Hovad\***  
DTU Compute  
2800 Kgs. Lyngby, Denmark  
emilh@dtu.dk

## ABSTRACT

Automatically detecting and *classifying* strokes in table tennis video can streamline training workflows, enrich broadcast overlays, and enable fine-grained performance analytics. For this to be possible, annotated video data of table tennis is needed. We extend the public OpenTTGames dataset with highly detailed, frame-accurate **shot type** annotations (forehand, backhand with subtypes), **player posture** labels (body lean and leg stance), and **rally outcome** tags at point end. OpenTTGames is a set of recordings from the side of the table with official labels for bounces, when the ball is above the net, or hitting the net. The dataset already contains ball coordinates near events, which are either "bounce", "net", or "empty\_event" in the original OpenTTGames dataset, and semantic masks (humans, table, scoreboard). Our extension adds the types of stroke to the events and a per-player taxonomy so models can move beyond event spotting toward tactical understanding (e.g., whether a stroke is likely to win the point or set up an advantage). We provide a compact coding scheme and code-assisted labeling procedure to support reproducible annotations and baselines for fine-grained stroke understanding in racket sports. This fills a practical gap in the community, where many prior video resources are either not publicly released or carry restrictive/unclear licenses that hinder reuse and benchmarking. Our annotations are released under the same CC BY-NC-SA 4.0 license as OpenTTGames, allowing free non-commercial use, modification, and redistribution, with appropriate attribution.

**Keywords** Dataset annotation · Frame-accurate labels · Table tennis strokes · Racket-sport video analysis · Multimodal sports datasets · Benchmarking

## 1 Introduction

In competitive racket sports, video analysis is a crucial tool for refining technique and developing strategy. Coaches and players meticulously break down match footage to identify tactical patterns and biomechanical flaws. However, this manual process is often time-consuming and subjective, creating a bottleneck for high-volume analysis. To address this, machine learning techniques are increasingly being used to automate and enhance the analytical process.

A primary objective in this domain is the automated detection and classification of player strokes. Such a capability is fundamental for modern performance analysis, allowing coaches and players to query specific aspects of game

---

\*Shared last authorship.

play. For instance, they could instantly review all forehand shots down the line or analyze rally dynamics, thereby accelerating skill improvement and strategic development.

Beyond automated performance analysis, one can also transform the real-time viewing experience for audiences. By automatically identifying strokes during live broadcasts, systems can provide enriched visualizations, insightful data-driven commentary, and interactive statistics. This makes the sport more engaging and accessible to both casual viewers and seasoned fans alike.

A variety of machine learning approaches have been applied to table tennis video analysis. Foundational work such as TTNet[1] focused on fundamental event spotting, using a multi-task encoder-decoder architecture to detect ball bounces and net hits from a sideline view, providing segmentation masks as a key output. Other research has shifted the focus to the players themselves. RallyTempPose[2], for example, pioneered the prediction of future strokes by analyzing player skeletons, using a dual attention mechanism to capture game dynamics and opponent interactions. More directly related to stroke classification, researchers have explored various deep learning architectures. In the analogous domain of tennis, for example, a model such as SlowFast [3] exemplifies the effectiveness of temporal deep learning in general and is applied in [4] on the THETIS benchmark dataset [5].

For table tennis, ViSTec[6] represents a notable work, achieving high accuracy by leveraging a powerful VideoMae[7] transformer model combined with a graph for contextual understanding. With regard to fine-grained stroke classification, this has been heavily driven by the introduction of specialized datasets. The most notable of these is TTStroke-21 [8], introduced as part of the MedieEval benchmarking initiative. With its annotations for 20 distinct stroke types, it now serves as the standard dataset for the associated benchmark test. In a different approach focusing on capturing high-fidelity motion, Kulkarni and Shenoy collected a custom dataset [9]. Rather than using typical match footage, they recorded an isolated player from a head-on camera angle, arguing this provides a clearer view of stroke biomechanics for the 11 types they annotated. Some recent work has explored classifying strokes using only the ball’s trajectory data — a novel, minimalist approach that sidesteps visual analysis of the player entirely [10]. While these works demonstrate significant value, a persistent challenge is data accessibility. The specialized datasets used in many of these studies, such as the one introduced by Kulkarni and Shenoy and the trajectory data for motion-based analysis, are not publicly released. Moreover, while benchmark datasets like TTStroke-21 are available for specific tasks, they often carry restrictive licenses that hinder broader reuse. This lack of a large-scale, openly licensed dataset with rich tactical labels limits reproducible research and comparative benchmarking.

To fill this gap, this study presents an extensive enhancement of the annotations in the public dataset known as OpenTTGames. We manually annotated all matches in the dataset, yielding detailed pose at stroke instances. Our annotations provide a multi-layered view of the game, moving beyond simple stroke labels to include crucial tactical context. For each stroke, we record the player executing it with their table position (left/right), the stroke type with its subcategories, and two biomechanical markers: body lean and leg stance. Additionally, we create a separate set of annotations for rally-ending events, by tagging the conclusion of each rally with outcome labels — such as winner or out — and attributing the result to a specific player. While these annotations are temporally aligned with the final stroke of a rally and precede the first stroke of the subsequent rally, they are treated as a distinct layer and can be used independently of the stroke annotations. This process also refines the existing event data in OpenTTGames; for example, some net hits are now explicitly attributed to the player who made the error, and certain bounce events are now identified as double bounces. By adding this rich, frame-accurate layer of tactical and biomechanical data to a widely accessible public resource, we aim to enable the development of models that can move beyond event spotting toward a deeper, tactical understanding of the sport and inspire more open-source datasets in the racket sport domain.

## 2 Data

In this section, we describe the additions we made to the original OpenTTGames dataset[1]. The code for accessing the extended data is provided in the link [https://github.com/moamal01/table\\_tennis\\_data](https://github.com/moamal01/table_tennis_data).

### 2.1 Original OpenTTGames

OpenTTGames provides a rich set of existing annotations, including ball bounces and ball positions at key moments, and our work extends this public dataset. The original dataset consists of 12 video files split into five training videos and seven test videos. Importantly, the training videos are not necessarily full-length matches, and some of them include warm-up segments. The test videos are significantly shorter. Only three left-handed players are featured, all of them in the test videos. All videos were recorded from a single, fixed side of the table at  $1920 \times 1080$  resolution and 120 frames per second (fps) and the videos do not contain an audio track. The static camera perspective ensures that both players are consistently visible (when not too far from the table), while the high frame rate is crucial for analyzing

the sport’s rapid movements. Crucially for our work, the original dataset also marks the timestamp of every racket-ball impact. However, these events are labeled only as untyped "empty\_event", marking the instant of racket-ball contact without any stroke-type classification. They appear in the first three training videos as well as the fifth. Despite only being simple timestamps as opposed to full annotations, they reduced the annotation time and provided guidance for timestamping the other videos.

## 2.2 Annotations

In order to make our dataset applicable to a wide variety of use cases, we decided to make the stroke annotations as fine-grained as possible by: (i) specifying the side of the table, (ii) distinguishing between forehand and backhand strokes, and (iii) identifying the exact stroke technique used. Due to the importance of the player’s balance during a stroke, we also incorporate body lean information (forward, backward, right, and left). Similarly, we also annotate which foot is lifted in the moment of a stroke. The annotations are summarized in the overall table of the data 1.

Table 1: Data summary and enrichment overview.

	Training	Test	Total
Videos	5	7	12
Right handed players	12	10	22
Left handed players	0	4	4
Strokes annotated	1,134	323	1,457
Lean information annotated	1,117	315	1,432
Feet information annotated	1,025	294	1,319
Rally endings annotated	223	58	282

It is important to note that the training/test split originated from the OpenTTGames dataset and is not strictly meaningful for our dataset. Because some fine-grained stroke types do not appear in the test videos and vice versa, the original split does not align with the extended dataset’s intended use cases. Users are therefore encouraged to apply their own splits. For simplicity and to maintain a clear overview of our additions, we have nonetheless kept the original split.

## 3 Method

We enriched the data in OpenTTGames using a custom annotation script that allowed frame-by-frame inspection and labeling. Labels were entered using a compact shorthand notation that expanded into predefined label parts, ensuring consistent naming and reducing annotation time and typos. The script also allowed the insertion of temporary tags (e.g., point) for later review and refinement. An overview of the shorthand notation is provided in Appendix A.

The overall procedure for adding stroke and rally-ending timestamps followed a two-step process.

- Step 1 consisted of identifying and tagging all stroke frames with "empty\_event" and rally-endings frames with "point".
- Step 2 involved revisiting the already marked frames and replacing the temporary tags with their corresponding, detailed annotations.

For videos that already include stroke timestamps, Step 1 can be skipped for strokes, as the annotation script uses the provided timestamps to jump directly to the relevant frames. Rally-ending events, however, did not have predefined timestamps in any of the videos. Consequently, both steps were always required for rally-ending annotations. Nevertheless, once strokes had been annotated, identifying rally endings was much simpler, as a rally-ending necessarily occurs after a stroke and before the subsequent serve. This yields frame intervals, which our frame annotation script can jump between. These frame intervals are illustrated in Figure 1. Despite these methodological advantages, the process required many hours of careful review and repeated verification.

### 3.1 Fine-grained Human Posture and Technique During Ball Strikes

From the above description, it follows that our annotations consist of the following information: stroke information, as well as body posture and feet position during the stroke.

Hierarchy used in our annotations: *stroke* → *lean* → *Feet information*.

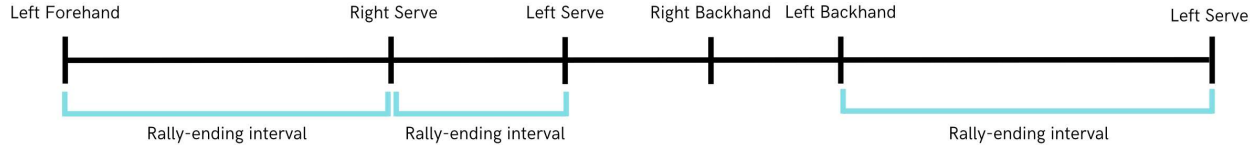


Figure 1: Illustration of the frame interval containing a rally-ending event. The rally-ending will, by definition, occur within these intervals, which substantially reduces the number of frames that need to be inspected.

### 3.1.1 Stroke classification

We define a structured taxonomy for classifying the different stroke types. Initially, the strokes are divided into two main classes, "left" or "right", depending on which side of the table the stroke was executed on, from the camera's point of view. Secondly, the strokes are categorized into two high-level classes: forehand and backhand. These top-level categories comprise more specific stroke techniques, such as loop, push, and flick. These types are well known within the table tennis community, and capture subtle differences between strokes that resemble each other, such as loop and smash. All the specific stroke techniques are shown in the top row of Figure 2.

The final stroke label concatenates all three levels of the hierarchy using underscores, for example: "left\_forehand\_serve". The exact label counts can be seen in Appendix B.

Deciding on what frames constitute a stroke was non-trivial. We decided to only include the exact frame of the ball-racket impact. This was despite the fact that a stroke arguably consists of a frame sequence covering the preparatory movements before impact, all the way to the follow-through after impact, as opposed to the bounce and net, which are by definition instantaneous events. On the other hand, deciding the exact boundaries of the frame sequence can be fuzzy and difficult to agree on. Going further into this problem is therefore left for future work.

Another consequence of this decision is that the moment of impact is not always captured in the 120 fps videos. In these situations, either the preceding or the subsequent frame could be selected. As the OpenTTGames dataset uses the subsequent frame, we adhere to the same choice. By only using the frame of ball-racket impact, the annotation process is made significantly easier.



Figure 2: Examples of stroke types (top row) and lean types (bottom row).

### 3.1.2 Lean information - posture classification

The second component of the label represents the lean information, which is posture classification. The bottom row of Figure 2 illustrates all lean labels used, excluding the “unknown” label. When determining if a player is off balance, only the frame of ball-racket contact is considered. Here, it was only checked if the striking player’s center of gravity was off in one of the four directions or neutral. However, the players can be off balance between two of the directions. In these few cases, the example had to be annotated as the side the player leaned towards the most, even if it was very slight. Future work could include adding leans between the existing ones to get a finer-grained annotation. Figure 3 shows one of the rare cases where the lean is also unknown during a stroke. Here, only the racket and ball are visible during ball-racket impact, justifying a stroke annotation.




Figure 3: A stroke in which the player is nearly fully outside the camera frame. The stroke is annotated as "right\_backhand\_loop unknown unknown".

### 3.1.3 Feet information

The final stage of the stroke annotations was the leg information. We analyze each foot separately, assessing whether it was lifted during the stroke. Annotating foot information was trivial for many examples; however, some additional rules had to be applied for the non-trivial cases. Some non-trivial examples are shown in Figure 4.

We decided that slight contact with the ground does not constitute the planted label. The same is the case when the foot is being dragged across the floor. In Figure 4a, the left foot makes only marginal contact, limited to the shoe’s edge, and is thus annotated as lifted. Conversely, in Figure 4b, the right foot’s toes are pressed to the ground, and the foot is therefore considered planted.

Another important distinction is to be found between Figure 4c and Figure 4d. In both instances, the player’s left leg is occluded, but in the first case, the leg can be inferred to be planted by considering the rest of the body. In the latter case, the leg was slightly moving, making it impossible to tell whether the foot was slightly lifted or not, constituting the "unknown" label.




Figure 4: Examples of non-trivial foot-position configurations together with their counter-examples, demonstrating how the foot-position classification rules are applied.

Table 2: Counts of annotated human posture and technique labels across training videos.

Label	Train 1	Train 2	Train 3	Train 4	Train 5	Total
<b>Strokes</b>						
Blocks	51	42	27	15	6	141
Chops	0	2	7	20	0	29
Flicks	6	12	0	9	14	41
Lobs	1	4	1	2	0	8
Loops	63	179	65	42	82	431
Pushes	13	64	23	53	94	247
Serves	24	92	30	30	52	228
Smashes	3	4	0	2	0	9
<b>Total (Strokes)</b>	<b>161</b>	<b>399</b>	<b>153</b>	<b>173</b>	<b>248</b>	<b>1,134</b>
<b>Lean Information</b>						
Neutral	151	291	87	103	175	807
Back heavy	3	49	37	38	21	148
Front heavy	0	14	4	5	21	44
Right leaning	3	23	16	19	20	81
Left leaning	1	13	6	6	11	37
<b>Total (Lean)</b>	<b>158</b>	<b>390</b>	<b>150</b>	<b>171</b>	<b>248</b>	<b>1,117</b>
<b>Leg Information</b>						
Both feet lifted	5	4	1	1	0	11
Both feet planted	118	248	84	88	167	705
Left foot lifted	16	108	34	38	57	253
Right foot lifted	14	8	7	15	12	56
<b>Total (Leg)</b>	<b>153</b>	<b>368</b>	<b>126</b>	<b>142</b>	<b>236</b>	<b>1,025</b>

Table 3: Counts of annotated human posture and technique labels across test videos.

Label	Test 1	Test 2	Test 3	Test 4	Test 5	Test 6	Test 7	Total
<b>Strokes</b>								
Blocks	30	0	0	0	0	7	9	46
Chops	0	0	0	2	0	0	0	2
Flicks	1	0	0	5	3	3	12	24
Lobs	1	1	0	0	0	0	0	2
Loops	41	26	14	27	12	17	15	152
Pushs	2	0	4	12	5	4	5	32
Serves	9	2	5	23	7	8	8	62
Smashs	0	0	1	2	0	0	0	3
<b>Total (Strokes)</b>	<b>84</b>	<b>29</b>	<b>24</b>	<b>71</b>	<b>27</b>	<b>39</b>	<b>49</b>	<b>323</b>
<b>Lean Information</b>								
Neutral	72	29	16	47	23	26	35	248
Back heavy	7	0	3	10	3	3	6	32
Front heavy	1	0	2	3	0	1	2	9
Right leaning	2	0	1	6	0	5	4	18
Left leaning	2	0	1	2	1	1	1	8
<b>Total (Lean)</b>	<b>84</b>	<b>29</b>	<b>23</b>	<b>68</b>	<b>27</b>	<b>36</b>	<b>48</b>	<b>315</b>
<b>Leg Information</b>								
Both feet lifted	0	0	0	9	0	1	3	13
Both feet planted	65	28	13	28	19	19	19	191
Left foot lifted	13	1	3	23	1	10	4	55
Right foot lifted	2	0	3	6	6	3	15	35
<b>Total (Leg)</b>	<b>80</b>	<b>29</b>	<b>19</b>	<b>66</b>	<b>26</b>	<b>33</b>	<b>41</b>	<b>294</b>

### 3.1.4 Data summary of the fine-grained taxonomy

This fine-grained taxonomy results in a large number of highly specific labels, many of which occur only a few times. For this reason, we encourage users of the dataset to aggregate labels according to their task or analysis needs. For instance, one may pool all forehand loops regardless of lean or foot placement, group labels based solely on lean categories, or apply any other form of label consolidation appropriate for a given use case. The counts of the separate parts of the labels are listed in Table 2 and Table 3.

## 3.2 Fine-grained point outcome

In addition to the above annotations, we also decided to label how the rallies ended. Like for the stroke annotations, the rally outcomes are prefixed with the player who hit the rally-ending ball. The rally endings have been distributed into the following six categories, which should cover the various ways a rally may conclude, providing a detailed and fine-grained distinction between outcomes. Examples of the rally outcomes are shown in Figure 5. The six categories are illustrated below for the left-side player (for the right-side player, the logic is mirrored).

- (a) Out-class:  
**Description:** When the ball has fully passed the table, either below the side edges or past the back line.  
**Prefix:** The player who hits the ball out.  
**Example:** The left player hits the ball out.
  - label: left\_out.
  - Point awarded to the right player.
- (b) Net-class:  
**Description:** The ball is stopped by the net or hits the striker’s own side of the table. If the ball touches the net but still crosses it, or if it later goes out, no net-induced rally ending is annotated.  
**Prefix:** The player who hits the ball into the net or their own side of the table.  
**Example:** The left player hits the ball into the net.
  - label: left\_net.
  - Point awarded to the right player.
- (c) Winner-class  
**Description:** The ball becomes unreachable for the receiving player, including cases where the ball hits the player’s body.  
**Prefix:** The player who hits the winner.  
**Example:** The left player hits a winner; the right player cannot reach the ball.
  - label: left\_winner.
  - Point awarded to the left player.
- (d) Not\_hitting\_ball-class:  
**Description:** The striker swings for a reachable ball but misses i.e., the ball passes their racket.  
**Prefix:** The player who attempts the hit and misses.  
**Example:** The left player swings and misses.
  - label: left\_not\_hitting\_ball.
  - Point awarded to the right player.
- (e) Double\_bounce-class:  
**Description:** The ball bounces twice on one player’s side of the table.  
**Prefix:** The player who hit the ball before the double bounce.  
**Example:** The ball bounces twice on the left player’s side.
  - label: right\_double\_bounce.
  - Point awarded to the right player.
- (f) Miss\_on\_own\_side-class:  
**Description:** The ball drops completely below the table on the striker’s own side. If the ball hits the racket edge and flies off to the side, the rally ending is labeled a few frames after contact.  
**Prefix:** The player who hits the ball off their own side.  
**Example:** The left player hits the ball, and it exits the table on their own side.
  - label: left\_miss\_on\_own\_side.
  - Point awarded to the right player.




Figure 5: Representative examples of the rally-ending categories defined in the dataset.

Since each rally-ending label consists of a player-specific prefix and an outcome category, users may, as with the stroke-level labels, consolidate or ignore components of the label depending on their specific use case. Counts of the different rally-ending outcomes are reported in Table 4 and Table 5 for the training and test videos, respectively.

Table 4: Counts of annotated rally-endings across training videos.

Label	Train 1	Train 2	Train 3	Train 4	Train 5	Total
Out	12	39	20	19	19	109
Net	5	28	7	7	18	65
Winner	4	13	2	3	6	28
Missing ball - not hitting ball	2	2	1	1	2	8
Double bounce	1	2	0	0	1	4
Miss on own side	1	3	1	0	4	9
<b>Total</b>	<b>25</b>	<b>87</b>	<b>31</b>	<b>30</b>	<b>50</b>	<b>223</b>

Table 5: Counts of annotated rally-endings across test videos.

Label	Test 1	Test 2	Test 3	Test 4	Test 5	Test 6	Test 7	Total
Out	4	1	1	13	3	5	4	31
Net	1	1	3	7	1	2	3	18
Winner	0	0	1	0	3	1	1	6
Missing ball - not hitting ball	2	0	0	0	0	0	0	2
Double bounce	0	0	0	0	0	0	0	0
Miss on own side	0	0	0	1	0	0	0	1
<b>Total</b>	<b>7</b>	<b>2</b>	<b>5</b>	<b>21</b>	<b>7</b>	<b>8</b>	<b>8</b>	<b>58</b>

## 4 Conclusion

We presented an extended version of OpenTTGames with frame-accurate annotations of (i) left/right player and stroke type classes, (ii) player posture when the ball have contact with the bat (body lean and legs) and (iii) point outcome of the rally. Hereby we provide a table tennis stroke data set with detailed annotations and a transparent license. By providing structured, frame-accurate stroke, posture, and outcome labels, our dataset enables supervision beyond event spotting and supports learning higher-level tactical patterns in table tennis play. All scripts for inspection and annotation are openly available, facilitating reproducibility and further extensions of the data.



## References

- [1] Roman Voeikov, Nikolay Falaleev, and Ruslan Baikulov. Ttnet: Real-time temporal and spatial video analysis of table tennis. In *The IEEE/CVF Conference on Computer Vision and Pattern Recognition (CVPR) Workshops*, June 2020.
- [2] Magnus Ibh, Stella Graßhof, and Dan Witzner Hansen. A stroke of genius: Predicting the next move in badminton. In *2024 IEEE/CVF Conference on Computer Vision and Pattern Recognition Workshops (CVPRW)*, pages 3376–3385, 2024.
- [3] Christoph Feichtenhofer, Haoqi Fan, Jitendra Malik, and Kaiming He. Slowfast networks for video recognition. In *2019 IEEE/CVF International Conference on Computer Vision (ICCV)*, pages 6201–6210, 2019.
- [4] Emil Hovad, Therese Hougaard-Jensen, and Line Katrine Harder Clemmensen. Classification of tennis actions using deep learning. *arXiv preprint arXiv:2402.02545*, 2024.
- [5] Sofia Gourgari, Christos Matsoukas, Anastasios Kampouris, Petros Maragos, and Sergios Theodoridis. THETIS: Three dimensional tennis shots a human action dataset. In *Proceedings of the IEEE Conference on Computer Vision and Pattern Recognition Workshops*, pages 676–681. IEEE, 2013.
- [6] Yuchen He, Zeqing Yuan, Yihong Wu, Liqi Cheng, Dazhen Deng, and Yingcai Wu. Vistec: Video modeling for sports technique recognition and tactical analysis. In *Proceedings of the 38th AAAI Conference on Artificial Intelligence (AAAI 2024)*, volume 38, pages 8490–8498, 2024.
- [7] Zhan Tong, Yibing Song, Jue Wang, and Limin Wang. Videomae: Masked autoencoders are data-efficient learners for self-supervised video pre-training. *arXiv preprint arXiv:2203.12602*, 2022.
- [8] Pierre-Etienne Martin, Jenny Benois-Pineau, Boris Mansencal, Renaud Péteri, Jordan Calandre, Laurent Mascari-illa, and Julien Morlier. Sports Video Annotation: Detection of Strokes in Table Tennis task for MediaEval 2019. In *MediaEval 2019 Workshop*, Sophia Antipolis, France, October 2019.
- [9] Kaustubh Kulkarni and Sucheth Shenoy. Table tennis stroke recognition using two-dimensional human pose estimation. In *Proceedings of the IEEE/CVF Conference on Computer Vision and Pattern Recognition (CVPR) Workshops*, pages 4615–4623. IEEE, 06 2021.
- [10] Kaustubh Milind Kulkarni, Rohan S Jamadagni, Jeffrey Aaron Paul, and Sucheth Shenoy. Table tennis stroke detection and recognition using ball trajectory data. *arXiv preprint arXiv:2302.09657*, 2023.

## A Annotation Shorthand and Label Codes

The script asks the annotator to enter the stroke category, body-lean details, and leg details by using the designated keywords corresponding to the codes listed in Table 6, Table 7, and Table 9.

Table 6: Overview the stroke-labels and their respective codes used to annotate stroke frames.

Code	Label	Code	Label
e	empty_event		
lfsv	left_forehand_serve	rfsv	right_forehand_serve
lbsv	left_backhand_serve	rbsv	right_backhand_serve
lfl	left_forehand_loop	rfl	right_forehand_loop
lbl	left_backhand_loop	rbl	right_backhand_loop
lfsh	left_forehand_chop	rfsh	right_forehand_chop
lbsh	left_backhand_chop	rbsh	right_backhand_chop
lfb	left_forehand_block	rfb	right_forehand_block
lbb	left_backhand_block	rbb	right_backhand_block
lfp	left_forehand_push	rfp	right_forehand_push
lbp	left_backhand_push	rbp	right_backhand_push
lff	left_forehand_flick	rff	right_forehand_flick
lbf	left_backhand_flick	rbf	right_backhand_flick
lfs	left_forehand_smash	rfs	right_forehand_smash
lbs	left_backhand_smash	rbs	right_backhand_smash
lflo	left_forehand_lob	rflo	right_forehand_lob
lblo	left_backhand_lob	rblo	right_backhand_lob

Table 7: Overview the lean-labels and their respective codes used to annotate stroke frames.

Code	Label	Code	Label
b	back_heavy	f	front_heavy
r	right_leaning	l	left_leaning
n	neutral	u	unknown

Table 8: Overview the leg information-labels and their respective codes used to annotate stroke frames.

Code	Label	Code	Label
b	both_feet_planted	bl	both_feet_lifted
r	right_foot_lifted	l	left_foot_lifted
u	unknown		

Table 9: Overview the point outcome-labels and their respective codes used to annotate rally-ending frames.

Code	Label	Code	Label
ln	left_net	rn	right_net
lnb	left_not_hitting_ball	rnb	right_not_hitting_ball
lw	left_winner	rw	right_winner
ld	left_double_bounce	rd	right_double_bounce
lo	left_out	ro	right_out
lm	left_miss_on_own_side	rm	right_miss_on_own_side

## B Stroke counts

All the stroke label are concatenated and shown for the training video in Table 10 and test video in Table 11.

Table 10: Strokes in the training videos

Stroke	Train 1	Train 2	Train 3	Train 4	Train 5	Total
left_forehand_block	7	8	2	1	1	19
left_backhand_block	21	11	8	4	3	47
right_forehand_block	12	10	5	4	1	32
right_backhand_block	11	13	12	6	1	43
left_forehand_chop	0	0	0	2	0	2
left_backhand_chop	0	0	4	8	0	12
right_forehand_chop	0	0	0	4	0	4
right_backhand_chop	0	2	2	6	0	10
left_forehand_flick	2	0	0	0	0	2
left_backhand_flick	2	8	0	6	10	26
right_forehand_flick	0	1	0	0	0	1
right_backhand_flick	2	3	0	3	4	12
left_forehand_lob	1	2	1	0	0	4
left_backhand_lob	0	0	0	0	0	0
right_forehand_lob	0	2	0	1	0	3
right_backhand_lob	0	0	0	1	0	1
left_forehand_loop	17	58	24	17	12	128
left_backhand_loop	7	46	10	2	23	88
right_forehand_loop	24	31	24	16	14	109
right_backhand_loop	15	44	7	7	33	106
left_forehand_push	2	11	7	3	9	32
left_backhand_push	4	16	4	24	38	86
right_forehand_push	0	19	6	3	11	39
right_backhand_push	7	18	6	23	36	90
left_forehand_serve	8	25	13	6	18	70
left_backhand_serve	3	19	8	7	10	47
right_forehand_serve	6	43	2	11	22	84
right_backhand_serve	7	5	7	6	2	27
left_forehand_smash	1	2	0	2	0	5
left_backhand_smash	0	0	0	0	0	0
right_forehand_smash	1	2	0	0	0	3
right_backhand_smash	1	0	0	0	0	1

Table 11: Strokes in the test videos

Stroke	Test 1	Test 2	Test 3	Test 4	Test 5	Test 6	Test 7	Total
left_forehand_block	0	0	0	0	0	3	1	4
left_backhand_block	2	0	0	0	0	3	8	13
right_forehand_block	0	0	0	0	0	0	0	0
right_backhand_block	28	0	0	0	0	1	0	29
left_forehand_chop	0	0	0	0	0	0	0	0
left_backhand_chop	0	0	0	1	0	0	0	1
right_forehand_chop	0	0	0	0	0	0	0	0
right_backhand_chop	0	0	0	1	0	0	0	1
left_forehand_flick	0	0	0	0	0	0	0	0
left_backhand_flick	1	0	0	0	0	2	4	7
right_forehand_flick	0	0	0	0	0	0	0	0
right_backhand_flick	0	0	0	5	3	1	8	17
left_forehand_lob	1	1	0	0	0	0	0	2
left_backhand_lob	0	0	0	0	0	0	0	0
right_forehand_lob	0	0	0	0	0	0	0	0
right_backhand_lob	0	0	0	0	0	0	0	0
left_forehand_loop	6	9	6	8	1	4	5	39
left_backhand_loop	31	0	3	7	4	2	0	47
right_forehand_loop	1	17	2	6	3	6	3	38
right_backhand_loop	3	0	3	6	4	5	7	28
left_forehand_push	1	0	1	2	0	1	3	8
left_backhand_push	0	0	0	3	3	2	0	8
right_forehand_push	1	0	2	1	1	0	1	6
right_backhand_push	0	0	1	6	1	1	1	10
left_forehand_serve	2	0	3	3	3	1	3	15
left_backhand_serve	0	0	0	8	0	3	1	12
right_forehand_serve	3	2	2	12	4	4	2	29
right_backhand_serve	4	0	0	0	0	0	2	6
left_forehand_smash	0	0	1	1	0	0	0	2
left_backhand_smash	0	0	0	0	0	0	0	0
right_forehand_smash	0	0	0	1	0	0	0	1
right_backhand_smash	0	0	0	0	0	0	0	0