

H₂ Model Reduction for Augmented Model of Linear Non-Markovian Quantum Systems

Guangpu Wu^{a,b,c}, Shibei Xue^{a,b,c}, Guofeng Zhang^d, Rebing Wu^e, Min Jiang^f,
Ian R. Petersen^g

^a*School of Automation and Intelligent Sensing, Shanghai Jiao Tong University, Shanghai 200240, People's Republic of China*

^b*Key Laboratory of System Control and Information Processing, Ministry of Education of China, Shanghai 200240*

^c*Shanghai Key Laboratory of Perception and Control in Industrial Network Systems, Shanghai, 200240*

^d*Department of Applied Mathematics, The Hong Kong Polytechnic University, Hung Hom, Kowloon, Hong Kong Special Administrative Region, People's Republic of China*

^e*Center for Intelligent and Networked Systems, Department of Automation, Tsinghua University, Beijing 100084, People's Republic of China*

^f*School of Electronics and Information Engineering, Soochow University, Suzhou 215006, People's Republic of China*

^g*School of Engineering, Australian National University, Canberra, ACT 2601, Australia*

Abstract

An augmented system model provides an effective way to model non-Markovian quantum systems, which is useful in filtering and control for this class of systems. However, since a large number of ancillary quantum oscillators representing internal modes of a non-Markovian environment directly interact with the principal system in these models, the dimension of the augmented system may be very large causing significant computational burden in designing filters and controllers. In this context, this paper proposes an H₂ model reduction method for the augmented model of linear non-Markovian quantum systems. We first establish necessary and sufficient conditions for the physical realizability of the augmented model of linear non-Markovian quantum systems, which are more stringent than those for Markovian quantum systems. However, these physical realizability conditions of augmented system model pose non-convex constraints in the optimization problem of model reduction, which makes the problem different from the corresponding classical model reduction problem. To solve the problem, we derive necessary conditions for determining the input matrix in the reduced model, with which a theorem for designing the system matrix of the ancillary system in the reduced system is proved. Building on this, we convert the nonlinear equality constraints into inequality constraints so that a semidefinite programming algorithm can be developed to solve the optimization problem for model reduction. A numerical example of a two-mode linear quantum system driven by three internal modes of a non-Markovian environment validates the effectiveness of our method.

Key words: Non-Markovian quantum systems, Augmented system model, Model reduction, Linear quantum systems, Physical realizability

1 Introduction

As quantum information processing advances rapidly, quantum control has become a crucial and fundamen-

tal technique for achieving efficient and precise manipulation of quantum systems [1]. The basis of quantum control lies in the accurate and effective modelling of the dynamics of quantum systems [2, 3]. However, in practice, since quantum systems often exhibit extremely high dimensionality, the corresponding computational resource requirements pose significant bottlenecks to the efficiency of quantum control. Therefore, model reduction has attracted considerable attention in the field of quantum control, whose main task is to preserve the core

* This work is supported by the National Natural Science Foundation of China (NSFC) under Grants No. 62273226 and No. 61873162.

Email address: shbxue@sjtu.edu.cn (Shibei Xue).

dynamics of the system of interest while significantly reducing the dimensionality of the model so as to improve computational complexity.

For model reduction of closed quantum systems, Ref. [4] has proposed a physically relevant invariant subspace spanned by an initial state and parameterized Hamiltonian, which can describe the major dynamics of finite-dimensional systems. Since actual quantum systems are open, a quantum system inevitably interacts with an environment resulting in decoherence [20]. Hence, it is important to consider open quantum systems. For Markovian quantum systems where the energy of a quantum system dissipates to its environment unidirectionally, a series of model reduction methods have been proposed for linear quantum systems. Ref. [5] has proposed a singular perturbation method to approximate a linear quantum system using its slow component whose physical realizability can be preserved. To improve the accuracy of reduced models in the low-frequency regime, a truncation of a cascade cavity realization method is also developed for linear quantum systems [6]. Subsequently, a quasi-balanceable truncation method has been introduced, which shows that all asymptotically stable completely passive linear quantum systems have a quasi-balanced realization, and an upper bound on the H_∞ error of the reduced model is obtained for the truncation [7]. Additionally, Ref. [8] has proposed a tangential interpolatory projection method for linear quantum systems to ensure accuracy at specific frequency points. The above method is developed for quantum stochastic differential equations in the Heisenberg picture, another class of methods for model reduction is done in the Schrödinger picture. Ref. [9] has obtained a reduced-dimensional description of quantum maps for collective quantum systems governed by Markovian master equations. Ref. [10] has introduced an operator projection method which constructs an effective subspace with respect to reachable sets of observables to find minimal linear realizations so as to reduce the dynamics of discrete-time quantum walks. This method can be extended to model reduction for continuous-time Markovian master equations [11], discrete-time conditional quantum systems under generalized measurements [12], and continuous-time quantum filters [13]. Similarly, Ref. [14] has applied the principle of measurement-adapted coarse-graining to derive an effective quantum master equation. Collectively, although the above model reduction methods work for closed or Markovian quantum systems, the question of how to reduce the dimensions of non-Markovian quantum systems is still an open question.

Non-Markovian quantum systems refer to a quantum system coupling to an environment with memory effects which lead to quite different dynamics from those of Markovian quantum systems [15–19]. Many approaches have been presented to describe non-Markovian dynamics of quantum systems, including time-convolution-less

time-varying master equation [20], integral-differential master equation [21] or Langevin equation [18, 22, 23]. In these equations, time-varying and integral terms are introduced to describe memory-effect-induced dynamics. However, these terms lead to challenges in designing filters or controllers for non-Markovian quantum systems. Hence, a class of augmented system models for non-Markovian quantum systems is proposed, where ancillary systems are introduced to represent the internal modes of a non-Markovian environment [19, 24–26]. However, the introduction of the ancillary system would increase the dimensions of the augmented system. Hence, it is useful to consider model reduction methods to improve the computational efficiency of the augmented system model.

In this paper, we propose an H_2 model reduction method for reducing the dimension of the augmented system for linear non-Markovian quantum systems. Concretely, we focus on reducing the dimension of the ancillary system since the principal system is of interest in general which should be preserved in the model reduction process. Although current methods enable the design of ancillary systems to approximate environmental spectral functions, there remains a lack of comprehensive optimization methods that balance the accuracy of the environmental representation with the dimensionality of the ancillary system from the perspective of the overall augmented system transfer function performance. In addition, since the reduced model also describes an augmented system model of the non-Markovian quantum system, we give physical realizability conditions for non-Markovian augmented system models. Different from traditional physical realizability for Markovian quantum systems, the ancillary-principal-system direct coupling structure is combined in the conditions. Subject to these nonlinear conditions, an optimization problem for model reduction of the augmented system model is formulated, which is to minimize the H_2 norm of the difference between the transfer functions of the original and reduced models. Necessary conditions are derived for obtaining the input matrix and the system matrix in the reduced model. Through relaxation of nonlinear equality constraints to inequalities, the proposed optimization problem admits an efficient semidefinite programming solution. As a result, we obtain a reduced-order augmented system model for linear non-Markovian quantum systems while satisfying the corresponding physical realizability.

This paper is organized as follows. Section 2 briefly reviews general augmented system models for non-Markovian quantum systems. Section 3 describes the augmented system model for linear non-Markovian quantum systems and its corresponding physical realizability is proposed. Section 4 formulates the optimization problem for model reduction of the augmented system model of linear non-Markovian quantum systems, where we also propose our H_2 model reduction

method for the augmented system model. Examples are given in Section 5 to demonstrate the effectiveness of our method. Finally, conclusions are drawn in Section 6.

Notation For a matrix $A = [A_{s,t}]$, the symbols A^T , A^* , and A^\dagger represent the transpose, conjugate, and conjugate transpose of A . $\mathcal{M}(A)_{s,t} = \frac{1}{2} \begin{bmatrix} A_{s,t} + A_{s,t}^* & i(A_{s,t} - A_{s,t}^*) \\ -i(A_{s,t} - A_{s,t}^*) & A_{s,t} + A_{s,t}^* \end{bmatrix}$. Given two operators M and N , their commutator $[\cdot, \cdot]$ is calculated as $[M, N] = MN - NM$.

2 Brief Review of Augmented System Models of Non-Markovian Quantum Systems

2.1 Description for Markovian Quantum Systems

Generally, a Markovian quantum system refers to a quantum system interacting with quantum white noise and the variation of its state depends on its current state. Quantum white noise $b(t)$ is defined on a Fock space \mathcal{F} satisfying the commutation relation $[b(t), b^\dagger(t')] = \delta(t - t')$, $[b(t), b(t')] = 0$; i.e., there is no correlation between quantum white noises at two different instants [27].

Supposing that a quantum system is defined on a Hilbert space \mathcal{H} , the evolution of the Markovian quantum system on the space $\mathcal{H} \otimes \mathcal{F}$ can be described by a quantum stochastic differential equation (QSDE)

$$dU(t) = \left\{ -(iH + \frac{1}{2}L^\dagger L)dt + dB_t^\dagger L - L^\dagger dB_t \right\} U(t), \quad (1)$$

where $U(t)$ is the evolution operator for the Markovian quantum system. The Hamiltonian of the system and the coupling operator between the system and the quantum white noise are denoted as H and L , respectively. In addition, the operator $B(t) = \int_0^t b(\tau)d\tau$ satisfying $[B(t), B^\dagger(\tau)] = \min(t, \tau)$ and $[B(t), B(\tau)] = 0$ is a Wiener process. The quantum infinitesimal increments of $B(t)$ and $B^\dagger(t)$ in a vacuum state satisfy the Ito rules $dB(t)dB^\dagger(t) = dt$, $dB^\dagger(t)dB(t) = 0$, $dB(t)dB(t) = 0$, and $dB^\dagger(t)dB^\dagger(t) = 0$ [28].

In the Heisenberg picture, the evolution of an operator X of the system is expressed as $j(X) = U^\dagger(t)XU(t)$ which yields

$$dj(X) = j(\mathcal{G}(X))dt + dB_t^\dagger j([X, L]) + j[L^\dagger, X]dB_t, \quad (2)$$

where the generator $\mathcal{G}(X)$ is calculated as $\mathcal{G}(X) = -i[X, H] + \frac{1}{2}L^\dagger[X, L] + \frac{1}{2}[L^\dagger, X]L$.

Note that in Eq. (2), the white noise field is taken as the input of the system. After it interacts with and passes

through the system, the field leaves the system, which is the output field. Mathematically, the output field is defined as $B_{out}(t) = U^\dagger(t)B(t)U(t)$ so that the quantum infinitesimal increment for the output field satisfies

$$dB_{out}(t) = j(L)dt + dB(t), \quad (3)$$

which is the input-output relation of the Markovian quantum system [28].

Generally, a Markovian quantum system, can be described by the SLH description (S, L, H) , where the scattering matrix S describes the scattering process of the fields. When the triple is given, the evolution and the input-output relation can be determined. For more details see Ref. [29].

2.2 General Augmented System Model for Non-Markovian Quantum System

Different from Markovian quantum systems, a non-Markovian quantum system refers to a quantum system interacting with quantum colored noise whose shaped spectrum is described by a non-Delta correlation function [18]. Inspired by shaping filters in classical control theory, a class of augmented system models for non-Markovian quantum systems has been presented in Ref. [19]. The main idea of the augmented system model is to take the states of spectrum-characterized internal modes of a non-Markovian environment into account such that a non-Markovian quantum system can be described in an augmented state space. The advantage of this model is the avoidance of time-varying and integral terms for the description of memory effects which benefits the design of filters and controllers.

To capture the internal dynamics of the non-Markovian environment described by a shaped spectrum, an ancillary system is introduced with Hamiltonian H_a defined on a Hilbert space \mathcal{H}_a . To generate the required spectrum, the ancillary system is driven by quantum white noise defined on a Fock space \mathcal{F}_a , where their couplings are described by a coupling operator L_a on the space \mathcal{H}_a . Before coming into the ancillary system, the quantum white noise involves no scattering process resulting in $S_a = I$. In terms of the SLH description, the ancillary system \mathbf{G}_a can be described as

$$\mathbf{G}_a = (I, L_a, H_a). \quad (4)$$

Also, in the augmented system model, the quantum system of interest in the non-Markovian environment is named as the principal system, whose Hamiltonian is H_p defined on a Hilbert space \mathcal{H}_p . It can interact with a field defined on a Fock space \mathcal{F}_p for probing or connecting to other quantum systems. The couplings to the fields are denoted by an operator vector L_p in the Hilbert space

\mathcal{H}_p . Similarly, we consider that before interacting with the quantum system the fields involve no scattering process; i.e., $S_p = I$. Hence, the principal system \mathbf{G}_p can be described by an SLH description as

$$\mathbf{G}_p = (I, L_p, H_p). \quad (5)$$

Since a non-Markovian quantum system exchanges energy with its environment in both directions, a direct interaction Hamiltonian H_{pa} is introduced. In this way, the augmented system model SLH \mathbf{G} is written as

$$\mathbf{G} = \left(I, \begin{pmatrix} L_p \\ L_a \end{pmatrix}, H_p + H_a + H_{pa} \right) \quad (6)$$

and it evolves on a tensor product space $\mathcal{H}_p \otimes \mathcal{H}_a \otimes \mathcal{F}_p \otimes \mathcal{F}_a$. We have not specified the Hamiltonian or coupling operator of the system so that both the principal and ancillary systems can be atoms or linear quantum systems. Hence, Eq. (6) is a general SLH description for the augmented system model of a non-Markovian quantum system. For more details, see Ref. [24].

Note that the augmented system model is driven by quantum white noise so that its dynamics are Markovian. However, the principal system has non-Markovian dynamics due to the direct interaction with the ancillary system. Compared to existing models defined on $\mathcal{H}_p \otimes \mathcal{F}_p$, the dimension of the augmented system space may be very large in general, which would limit our ability to design a controller based on the augmented system model.

3 Augmented System Models of Linear Non-Markovian Quantum Systems

3.1 Hamiltonians and Coupling Operators for Augmented System Model of Linear Non-Markovian Quantum Systems

In this paper, we will focus on the augmented system models for linear non-Markovian quantum systems, where both the principal and ancillary systems are linear quantum systems. The linear quantum systems for the ancillary system can generate an output with a rational spectrum, which can realize the dynamics of the internal modes of a non-Markovian environment. Note that in the case that the noise spectrum of the non-Markovian environment is irrational, we can approximate it with a rational spectrum using Padé approximation. Hence, we can specify the principal and ancillary systems as follows.

For an m -mode linear principal system, the Hamiltonian is written as a quadratic form

$$H_p = a_p^\dagger \Omega_p a_p, \quad (7)$$

where the operator vector $a_p = [a_{p1} \ a_{p2} \ \cdots \ a_{pm}]^T$ is a vector of annihilation operators of the principal system. $a_p^\dagger = [a_{p1}^\dagger \ a_{p2}^\dagger \ \cdots \ a_{pm}^\dagger]$ is a row vector of creation operators of the principal system. The creation and annihilation operators satisfy the canonical commutation relations as

$$[a_p, a_p^\dagger] = I_m, [a_p, a_p] = 0. \quad (8)$$

In addition, the diagonal elements of the matrix $\Omega_p \in \mathbb{C}^{m \times m}$ determine the angular frequency of each mode and its off-diagonal elements describe the direct coupling strength of every pair of different modes. Also, we consider that the principal system is driven by m' channels of probing fields so that the coupling operator can be written as

$$L_p = N_p a_p, \quad (9)$$

where $N_p \in \mathbb{C}^{m' \times m}$ is determined by the dissipation rate of the principal system to the probing fields.

Similarly, we consider that the ancillary system is an n -mode linear quantum system with the Hamiltonian

$$H_a = a_a^\dagger \Omega_a a_a, \quad (10)$$

where a vector of their annihilation operators is written as $a_a = [a_{a1} \ a_{a2} \ \cdots \ a_{an}]^T$ and correspondingly a row vector of creation operators is denoted as $a_a^\dagger = [a_{a1}^\dagger \ a_{a2}^\dagger \ \cdots \ a_{an}^\dagger]$. Their components also satisfy the canonical commutation relations as

$$[a_a, a_a^\dagger] = I_n, [a_a, a_a] = 0. \quad (11)$$

Also, the elements of $\Omega_a \in \mathbb{C}^{n \times n}$ are determined in an identical way as those for the principal system. In addition, since the ancillary system is used to capture the spectrum of a non-Markovian environment, the ancillary system is driven by a quantum white noise process, where their couplings are characterized by the coupling operator

$$L_a = N_a a_a, \quad (12)$$

with $N_a \in \mathbb{C}^{n \times n}$. Corresponding to this quantum white noise, a fictitious output is defined in the space \mathcal{H}_a as

$$c = G_a a_a. \quad (13)$$

with $G_a \in \mathbb{C}^{1 \times n}$. It can be checked that the fictitious output c has a rational spectrum determined by the transfer function of the ancillary system from the input to the output field. Note that in this paper, we limit our discussion a single channel of fictitious outputs. More general cases will be discussed in future works.

Moreover, the principal system is coupled to the ancillary system via a direct interaction Hamiltonian

$$H_{pa} = i(c^\dagger z - z^\dagger c), \quad (14)$$

where z defined on Hilbert space \mathcal{H}_p , is a combination of operators of the principal system

$$z = K_p a_p. \quad (15)$$

with $K_p = [\sqrt{\kappa_1}, \sqrt{\kappa_2}, \dots, \sqrt{\kappa_m}] \in \mathbb{C}^{1 \times m}$. In this way, the Hamiltonians and coupling operators are given such that we can obtain QSDEs of the augmented system model.

3.2 QSDEs for the Augmented System Model of a Linear Non-Markovian Quantum System

In the SLH description, the augmented system model can be described by (6) with specified Hamiltonians (7), (10) and (14) and coupling operators (9) and (12) so that we can directly obtain the dynamics of the augmented system model which is given by the following Lemmas.

Lemma 1 [19]: Consider the augmented model for the linear non-Markovian quantum system (6) with specified Hamiltonians (7), (10) and (14) and coupling operators (9) and (12). The system equation and the output equation of the augmented model of the linear non-Markovian quantum system can be expressed as

$$da(t) = Fa(t)dt + GdB(t), \quad (16)$$

$$dB_{out}(t) = Ha(t)dt + [I_{m \times m} \ 0]dB(t) \quad (17)$$

with

$$F = \begin{bmatrix} F_p & K_p^\dagger G_a \\ -G_a^\dagger K_p & F_a \end{bmatrix}, \quad (18)$$

$$G = \begin{bmatrix} -N_p^\dagger & 0_{m \times n} \\ 0_{n \times m} & -N_a^\dagger \end{bmatrix}, \quad (19)$$

$$H = \begin{bmatrix} N_p & 0_{m \times n} \end{bmatrix}, \quad (20)$$

where $a(t) = \begin{bmatrix} a_p(t) \\ a_a(t) \end{bmatrix}$ is the state vector of annihilation operators. $dB(t) = \begin{bmatrix} dB_p(t) \\ dB_a(t) \end{bmatrix}$ is the input field of the augmented system. $dB_{out}(t)$ is the output field of the principal system, so the input-output matrix is given as $[I_{m \times m} \ 0]$. The submatrices F_p and F_a can be given as $F_p = -i\Omega_p - \frac{1}{2}N_p^\dagger N_p$, $F_a = -i\Omega_a - \frac{1}{2}N_a^\dagger N_a$.

Notably, since both the principal system and the ancillary system constituting the augmented system are passive, the resulting augmented system retains passivity.

From Lemma 1, it is straightforward to obtain the following result.

Lemma 2 [29]: For two directly coupled linear quantum passive systems described by the direct interaction Hamiltonian (14), the off-diagonal submatrices of the system matrix F in the quantum stochastic differential equation (QSDE) representation must satisfy the following relationship

$$F_{12} = F_{12}^*, \quad F_{12} = -F_{21}^\dagger. \quad (21)$$

However, since Eqs. (16) and (17) involve complex coefficients, it would be convenient to convert them into a quadrature representation with real coefficients. In the quadrature representation, Eqs. (16) and (17) are rewritten as

$$\begin{aligned} dx(t) &= Ax(t)dt + Bdw, \\ dy(t) &= Cx(t)dt + Ddw, \end{aligned} \quad (22)$$

where

$$\begin{aligned} A &= \begin{bmatrix} \bar{F}_p & \bar{F}_{pa} \\ -\bar{F}_{pa}^T & \bar{F}_a \end{bmatrix} = \begin{bmatrix} \mathcal{M}(F_p) & \mathcal{M}(K_p^\dagger G_a) \\ \mathcal{M}(-G_a^\dagger K_p) & \mathcal{M}(F_a) \end{bmatrix}, \\ B &= \begin{bmatrix} \bar{G}_p & 0_{2m \times 2n} \\ 0_{2n \times 2m} & \bar{G}_a \end{bmatrix} = \begin{bmatrix} \mathcal{M}(-N_p^\dagger) & 0_{2m \times 2n} \\ 0_{2n \times 2m} & \mathcal{M}(-N_a^\dagger) \end{bmatrix}, \\ C &= \begin{bmatrix} -\bar{G}_p^T & 0_{2m \times 2n} \end{bmatrix}, \quad D = \begin{bmatrix} I_{2m \times 2m} & 0 \end{bmatrix}, \end{aligned} \quad (23)$$

with the operation $\mathcal{M}(\cdot)$ defined in the notation of Section 1. The submatrices $\bar{F}_p \in \mathbb{R}^{2m \times 2m}$ and $\bar{F}_a \in \mathbb{R}^{2n \times 2n}$ correspond to the principal and the ancillary system, respectively. The submatrix $\bar{F}_{pa} \in \mathbb{R}^{2m \times 2n}$ characterizes the couplings between the principal and the ancillary systems. The state vector is denoted as $x(t) = [q_{p_1}(t), p_{p_1}(t), \dots, q_{p_m}(t), p_{p_m}(t), q_{a_1}(t), p_{a_1}(t), \dots, q_{a_n}(t), p_{a_n}(t)]^T$, where $q_{p_j}(t)$ and $p_{p_j}(t)$ are the position and momentum operators of the principal system, respectively; $q_{a_j}(t)$ and $p_{a_j}(t)$ are the position and momentum operators of the ancillary system, respectively. The input vector can be rewritten as $dw(t) = [dv_{pq_1}(t), dv_{pp_1}(t), \dots, dv_{pq_m}(t), dv_{pp_m}(t), dv_{aq_1}(t), dv_{ap_1}(t), \dots, dv_{aq_n}(t), dv_{ap_n}(t)]^T$ with $[dv_{pq_j}(t) \ dv_{pp_j}(t)] = \frac{1}{\sqrt{2}} \begin{bmatrix} 1 & 1 \\ -i & i \end{bmatrix} [dB_{pj}(t) \ dB_{pj}^\dagger(t)]^T$ and $[dv_{aq_j}(t) \ dv_{ap_j}(t)] = \frac{1}{\sqrt{2}} \begin{bmatrix} 1 & 1 \\ -i & i \end{bmatrix} [dB_{aj}(t) \ dB_{aj}^\dagger(t)]^T$, where $dB_{pj}(t)$ and $dB_{aj}(t)$ are the j th input field for principal and ancillary systems, respectively. The transfer function of the system is

$$\Xi_G(s) = C(sI_{(2m+2n) \times (2m+2n)} - A)^{-1}B + [I_{2m \times 2m} \ 0].$$

We will evaluate the performance of model reduction via the difference between the transfer functions of the original and reduced system models.

3.3 Physical Realizability of the Augmented System Model

Generally, the coefficient matrices of QSDEs should satisfy specific conditions which guarantee that the QSDEs describe a genuine quantum system. These conditions are referred to physical realizability conditions [30]. Here, we give some results on physical realizability for the augmented system model for linear non-Markovian quantum systems.

Definition 1. (Physical realizability for the augmented system model) A system described by linear QSDEs of the form in Eqs. (16) and (17) is said to be a physically realizable augmented system model for linear non-Markovian quantum systems if the following conditions hold:

- (i) The system described by Eqs. (16) and (17) is Markovian and physically realizable;
- (ii) The state vector can be divided into two parts corresponding to two subsystems and the corresponding matrices have block structures with suitable dimensions. The two subsystems are directly coupled.
- (iii) The fields interacting with the system in Eq. (16) can also be divided into two parts interacting with the two subsystems, respectively.

Given Definition 1, it is necessary to give conditions on the matrices in Eqs. (16) and (17) to determine the physical realizability of the augmented system model for linear non-Markovian quantum systems. Then, we can give the following theorem.

Theorem 1 *The augmented system model for linear non-Markovian quantum systems described by Eqs. (16)*

and (17) with $F = \begin{bmatrix} F_{11} & F_{12} \\ F_{21} & F_{22} \end{bmatrix}$, $G = \begin{bmatrix} G_{11} & G_{12} \\ G_{21} & G_{22} \end{bmatrix}$,

$H = \begin{bmatrix} H_{11} & H_{12} \end{bmatrix}$, is physical realizable if and only if

$$F_{11} + F_{11}^\dagger + G_{11}G_{11}^\dagger = 0, \quad (24)$$

$$G_{11} = -H_{11}^\dagger, \quad (25)$$

$$F_{22} + F_{22}^\dagger + G_{22}G_{22}^\dagger = 0, \quad (26)$$

$$F_{12} = F_{12}^*, \quad (27)$$

$$F_{12} = -F_{21}^\dagger, \quad (28)$$

$$G_{12} = H_{12} = 0, \quad (29)$$

Proof. Sufficiency: it is straightforward to find that a system described by Eqs. (16) and (17) is Markovian

since the variation of the state depends on the current state and the inputs are quantum white noise. Supposing (24)-(29) hold, we have

$$\begin{aligned} & F + F^\dagger + GG^\dagger \\ &= \begin{bmatrix} F_{11} & F_{12} \\ F_{21} & F_{22} \end{bmatrix} + \begin{bmatrix} F_{11} & F_{12} \\ F_{21} & F_{22} \end{bmatrix}^\dagger \\ &\quad + \begin{bmatrix} G_{11} & G_{12} \\ G_{21} & G_{22} \end{bmatrix} \begin{bmatrix} G_{11} & G_{12} \\ G_{21} & G_{22} \end{bmatrix}^\dagger, \\ &= \begin{bmatrix} F_{11} + F_{11}^\dagger + G_{11}G_{11}^\dagger & F_{12} + F_{21}^\dagger \\ F_{21} + F_{12}^\dagger & F_{22} + F_{22}^\dagger + G_{22}G_{22}^\dagger \end{bmatrix} \\ &= 0. \end{aligned} \quad (30)$$

Similarly, with (25) and (29), we have

$$G \begin{bmatrix} I \\ 0 \end{bmatrix} = \begin{bmatrix} G_{11} & G_{12} \\ G_{21} & G_{22} \end{bmatrix} \begin{bmatrix} I \\ 0 \end{bmatrix} = \begin{bmatrix} -H_{11}^\dagger \\ -H_{12}^\dagger \end{bmatrix} = -H^\dagger, \quad (31)$$

According to Ref. [30], since (30) and (31) hold, the system described by Eqs. (16) and (17) is physically realizable. From Lemma 2 and condition (28), the two subsystems of the augmented system model are directly coupled. Then, due to (25) and (29), we find the fields interact with the two subsystems, respectively, which involve no scattering. Therefore, (24)-(29) are sufficient for physical realizability.

Necessity: Conversely, if the system described by Eqs. (16) and (17) is physically realizable and the state can be divided into two parts corresponding to two subsystems, respectively, the two subsystems are also physically realizable so that (24)-(26) hold. From Definition 1 (ii) and (iii), we get (27)-(29) directly. Ξ

Note that the augmented system model (16) is Markovian, which satisfies the physical realizability conditions for Markovian quantum systems [30]. However, due to the direct interactions between the two subsystems, the conditions in Theorem 1 are stronger than those for general Markovian quantum systems.

For convenience, we also give the following physical realizability conditions for the system (22) in the quadrature representation.

Corollary 1 *The augmented system model for linear non-Markovian quantum systems described by Eq. (22) is physically realizable if and only if the following condi-*

tions are satisfied:

$$A_{11} + A_{11}^T + B_{11}B_{11}^T = 0, \quad (32)$$

$$B_{11} = -C_{11}^T, \quad (33)$$

$$A_{22} + A_{22}^T + B_{22}B_{22}^T = 0, \quad (34)$$

$$A_{12} = K_G \otimes I_{2 \times 2}, \quad (35)$$

$$A_{12} = -A_{21}^T, \quad (36)$$

$$B_{12} = C_{12} = 0, \quad (37)$$

where $K_G \in \mathbb{R}^{m \times n}$ is related to the coupling strength.

4 Model Reduction for the Augmented System Model of Linear Non-Markovian Quantum Systems

In the above augmented system model, to accurately capture the non-Markovian dynamics, it is necessary to introduce a sufficient number of ancillary systems which would increase the dimension of the augmented system, drastically resulting in a heavy computational burden when using the model for controller design. In this paper, to reduce the dimension of the augmented system, we explore a model reduction method to obtain a system model with low dimensions to approximate the original system. As we have introduced, we expect to realize it under a criterion which can guarantee the performance of the obtained model.

4.1 Formulation of Model Reduction of the Augmented System Model as an Optimization Problem

4.1.1 Description of the Reduced Model

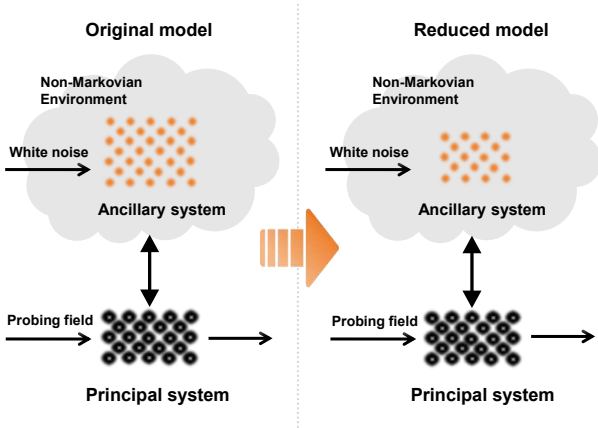


Fig. 1. Schematic Diagram of Model Reduction for Augmented Systems for Linear Non-Markovian Quantum Systems

In model reduction, we focus on reducing the number of modes of the ancillary system in Eq. (22), while we keep the principal system unchanged, since the principal system is of interest in general, as shown in Fig. 1.

In addition, since the input fields of the augmented system have their functions, we consider the number of input fields remains the same as those of the original system (22). Similarly, the number of output fields in the reduced model is preserved to match that of the original system, ensuring consistency in measurement accessibility. For example, as we mentioned, the input field of the ancillary system drives to generate quantum colored noise and the input fields of the principal system would be used for probing. However, the output fields $y_r(t)$ in the reduced model would be different from those in the original model due to the reduction of the state modes.

Hence, in the quadrature representation, the state vector of the reduced system is expressed as $x_r(t) = [q_{p_1}(t), p_{p_1}(t), \dots, q_{p_m}(t), p_{p_m}(t), \bar{q}_{a_1}(t), \bar{p}_{a_1}(t), \dots, \bar{q}_{a_r}(t), \bar{p}_{a_r}(t)]^T$, with $r < n$, which maintains a structure analogous to $x(t)$. Since the input and output fields in the reduced model are identical to those in the original model, their symbols are also kept. The QSDE of the reduced augmented system model is formulated as

$$\begin{aligned} dx_r(t) &= A_r x_r(t)dt + B_r dw(t), \\ dy_r(t) &= C_r x_r(t)dt + [I_{2m \times 2m} \ 0]dw(t). \end{aligned} \quad (38)$$

Here, the matrices $A_r \in \mathbb{R}^{(2m+2r) \times (2m+2r)}$, $B_r \in \mathbb{R}^{(2m+2r) \times (2m+2r)}$ and $C_r \in \mathbb{R}^{2m \times (2m+2r)}$ are to be determined. With the reduced model, it is straightforward to obtain the transfer function of the reduced system as

$$\Xi_{G_r}(s) = C_r(sI_{2(m+r)} - A_r)^{-1}B_r + [I_{2m \times 2m} \ 0].$$

4.1.2 Construction of the Objective Function

Different from existing methods typically using a metric to assess reduced models after model reduction, we adopt the H_2 norm of the difference $\hat{\Xi}(s)$ between the original transfer function $\Xi_G(s)$ and the reduced model transfer function $\Xi_{G_r}(s)$; i.e.,

$$\|\Xi_G(s) - \Xi_{G_r}(s)\|_2 = \left(\frac{1}{2\pi} \int_{-\infty}^{\infty} \text{tr} \left[\hat{\Xi}(j\omega) \hat{\Xi}^*(j\omega) \right] d\omega \right)^{\frac{1}{2}} \quad (39)$$

to design the reduced model. We thus expect to solve the model reduction problem by optimizing the objective (39) such that the performance of model reduction can be guaranteed. However, the calculation of the H_2 norm involves the integration of the difference of the transfer functions over all frequencies, which is not convenient. To calculate it in an alternative way, we augment the original and reduced systems as

$$\begin{aligned} d\hat{x}(t) &= \hat{A}\hat{x}(t)dt + \hat{B}dw(t), \\ d\hat{y}(t) &= \hat{C}\hat{x}(t)dt \end{aligned} \quad (40)$$

with $\hat{x}(t) = \begin{bmatrix} x(t) \\ x_r(t) \end{bmatrix}$, $\hat{y}(t) = y(t) - y_r(t)$, and

$$\begin{aligned}\hat{A} &= \begin{bmatrix} A & 0_{2(m+n) \times 2(m+r)} \\ 0_{2(m+r) \times 2(m+n)} & A_r \end{bmatrix}, \\ \hat{B} &= \begin{bmatrix} B \\ B_r \end{bmatrix}, \\ \hat{C} &= \begin{bmatrix} C & -C_r \end{bmatrix}.\end{aligned}$$

Hence, the following classical result can be adopted.

Lemma 3 [32] *If the total system (40) is Hurwitz stable, then, there exist positive definite matrices $P \in \mathbb{R}^{(4m+2n+2r) \times (4m+2n+2r)}$ or $Q \in \mathbb{R}^{(4m+2n+2r) \times (4m+2n+2r)}$, which satisfy Lyapunov equations*

$$\hat{A}P + P\hat{A}^T + \hat{B}\hat{B}^T = 0, \quad (41)$$

for $\hat{B}\hat{B}^T > 0$, and

$$\hat{A}^T Q + Q\hat{A} + \hat{C}^T \hat{C} = 0, \quad (42)$$

for $\hat{C}^T \hat{C} > 0$, respectively.

With the augmented system (40) and Lemma 3, an alternative way to calculate the H_2 norm is given in the following lemma.

Lemma 4 [33] *The square of the H_2 norm (39) can be calculated as*

$$\|\Xi_G(s) - \Xi_{G_r}(s)\|_2^2 = \text{tr}(\hat{C}P\hat{C}^T). \quad (43)$$

or

$$\|\Xi_G(s) - \Xi_{G_r}(s)\|_2^2 = \text{tr}(\hat{B}^T Q \hat{B}). \quad (44)$$

From Lemma 4, the objective function of the optimization problem can be formulated.

4.1.3 Constraints Formulation for Optimization

To optimize the H_2 norm for model reduction, we also have constraints. On the one hand, to obtain a Hurwitz-stable reduced model, we should first ensure a Hurwitz-stable augmented system. From Lemma 3, if we can find P or Q satisfying the Lyapunov equations, the augmented system is Hurwitz stable. Hence, in optimizing the H_2 norm for model reduction, we should include the Lyapunov equations as constraints. On the other hand,

the reduced model also represents an augmented system model for the original linear non-Markovian quantum systems, so the corresponding matrices A_r , B_r , C_r should satisfy the physical realizability conditions. According to the physical realizability conditions in Corollary 1, the system matrices must have the following form:

$$A_r = \begin{bmatrix} \tilde{F}_p & \tilde{F}_{pa} \\ -\tilde{F}_{pa}^\dagger & \tilde{F}_a \end{bmatrix}, \quad (45)$$

$$B_r = \begin{bmatrix} \tilde{G}_p & 0_{2m \times 2r} \\ 0_{2r \times 2m} & \tilde{G}_a \end{bmatrix}, \quad (46)$$

$$C_r = \begin{bmatrix} -\tilde{G}_p^T & 0_{2m \times 2r} \end{bmatrix}, \quad (47)$$

and satisfy

$$\tilde{F}_p + \tilde{F}_p^T + \tilde{G}_p \tilde{G}_p^T = 0, \quad (48)$$

$$\tilde{F}_a + \tilde{F}_a^T + \tilde{G}_a \tilde{G}_a^T = 0, \quad (49)$$

$$\tilde{F}_{pa} - \tilde{F}_{m \times n} \otimes I_{2 \times 2} = 0. \quad (50)$$

Here, the condition (36) is obviously satisfied and thus omitted.

Different from classical model reduction, the reduced model (38) not only minimizes the H_2 norm but also satisfies the physical realizability conditions which induce nonlinear constraints.

Since the order of the ancillary system is reduced, we have reduced-dimension submatrices $\tilde{F}_a \in \mathbb{R}^{2r \times 2r}$, $\tilde{F}_p \in \mathbb{R}^{2m \times 2m}$, $\tilde{F}_{pa} \in \mathbb{R}^{2m \times 2r}$, $\tilde{G}_a \in \mathbb{R}^{2r \times 2r}$ and $\tilde{G}_p \in \mathbb{R}^{2m \times 2m}$, and the submatrix for the principal system is kept; i.e.,

$$\tilde{F}_p = \bar{F}_p, \quad (51)$$

$$\tilde{G}_p = \bar{G}_p. \quad (52)$$

According to Eq. (52), we find that C_r is no longer a matrix to be determined.

4.1.4 Optimization for H_2 model reduction of the augmented system model

The model reduction problem for the augmented system model of a linear non-Markovian quantum systems can be summarized as:

For the augmented system model of a linear non-Markovian quantum system (22) satisfying physical realizability conditions (32)-(37), find a Hurwitz matrix A_r , a real-valued matrix B_r and a positive definite matrix P or Q that minimizes the square of the H_2 norm

(44); i.e.,

$$\begin{aligned} \min_{A_r, B_r, P, Q} J &= \text{tr}(\hat{B}^T Q \hat{B}) = \text{tr}(\hat{C} P \hat{C}^T) \\ \text{s.t. Eqs. (41) - (42), (45) - (52).} \end{aligned} \quad (53)$$

4.2 Two Necessary Conditions for Optimization of Model Reduction of the Augmented System Model

We now derive the necessary conditions for solving the optimization problem (53).

Theorem 2 *For the original augmented system model (22), if the model reduction problem (53) is solvable and the positive definite matrix solution Q of the Eq. (42)*

has the following block structure form $Q = \begin{bmatrix} Q_1 & Q_2 \\ Q_2^T & Q_3 \end{bmatrix}$,

where $Q_2 = \begin{bmatrix} Q_{211} & Q_{212} \\ Q_{221} & Q_{222} \end{bmatrix}$, $Q_3 = \begin{bmatrix} Q_{311} & Q_{312} \\ Q_{312}^T & Q_{322} \end{bmatrix}$, then

the input matrix B_r in (46) of the reduced augmented system model (38) is in the form of

$$B_r = \begin{bmatrix} \tilde{G}_p & 0_{2m \times 2r} \\ 0_{2r \times 2m} & Q_{322}^{-1} Q_{222}^T \tilde{G}_a \end{bmatrix}, \quad (54)$$

where \tilde{G}_a has been defined in (23) and the following conditions should be satisfied

$$Q_{211}^T + Q_{311} = 0, \quad (55)$$

$$Q_{212} + Q_{312} = 0, \quad (56)$$

$$Q_{221}^T + Q_{312} Q_{322}^{-1} Q_{222}^T = 0. \quad (57)$$

Proof. Supposing that ν is an arbitrary element in A_r or B_r , the derivative of the cost function $J = \text{tr}(\hat{C} P \hat{C}^T)$ with respect to ν is calculated as

$$\frac{\partial J}{\partial \nu} = \text{tr} \left(\frac{\partial P}{\partial \nu} \hat{C}^T \hat{C} \right). \quad (58)$$

Due to the difficulty in calculation of $\frac{\partial P}{\partial \nu}$, we first utilize Lyapunov equation (42) to rewrite Eq. (58) as

$$\frac{\partial J}{\partial \nu} = -2\text{tr} \left(\frac{\partial P}{\partial \nu} Q \hat{A} \right). \quad (59)$$

We then take the derivative of (41) with respect to ν and obtain

$$\frac{\partial \hat{A}}{\partial \nu} P + \hat{A} \frac{\partial P}{\partial \nu} + \frac{\partial P}{\partial \nu} \hat{A}^T + P \frac{\partial \hat{A}^T}{\partial \nu} + \frac{\partial \hat{B} \hat{B}^T}{\partial \nu} = 0. \quad (60)$$

Post-multiplying (60) by Q and taking the trace, we obtain

$$2\text{tr} \left(\frac{\partial \hat{A}}{\partial \nu} P Q \right) + 2\text{tr} \left(\frac{\partial P}{\partial \nu} Q \hat{A} \right) + \text{tr} \left(\frac{\partial \hat{B} \hat{B}^T}{\partial \nu} Q \right) = 0. \quad (61)$$

Hence, with Eqs. (59) and (61), Eq. (58) can be rewritten as

$$\frac{\partial J}{\partial \nu} = 2\text{tr} \left(\frac{\partial \hat{A}}{\partial \nu} P Q \right) + \text{tr} \left(\frac{\partial \hat{B} \hat{B}^T}{\partial \nu} Q \right). \quad (62)$$

Hence, when ν is an arbitrary element of the matrix B_r , we obtain

$$\begin{aligned} \frac{\partial J}{\partial \nu} &= \text{tr} \left(\frac{\partial \hat{B} \hat{B}^T}{\partial \nu} Q \right) \\ &= \text{tr} \left(\begin{bmatrix} 0 & B \frac{\partial B_r^T}{\partial \nu} \\ \frac{\partial B_r}{\partial \nu} B^T & \frac{\partial B_r}{\partial \nu} B_r^T + B_r \frac{\partial B_r^T}{\partial \nu} \end{bmatrix} \begin{bmatrix} Q_1 & Q_2 \\ Q_2^T & Q_3 \end{bmatrix} \right) \\ &= \text{tr} \left(B \frac{\partial B_r^T}{\partial \nu} Q_2^T + \frac{\partial B_r}{\partial \nu} B^T Q_2 + \frac{\partial B_r}{\partial \nu} B_r^T Q_3 + B_r \frac{\partial B_r^T}{\partial \nu} Q_3 \right) \\ &= 2\text{tr} \left(\frac{\partial B_r^T}{\partial \nu} (Q_2^T B + Q_3 B_r) \right). \end{aligned} \quad (63)$$

When J is minimized, we have $Q_2^T B + Q_3 B_r = 0$. This yields

$$Q_{211}^T \tilde{G}_p + Q_{311} \tilde{G}_p = 0, \quad (64)$$

$$Q_{221}^T \tilde{G}_a + Q_{312} \tilde{G}_a = 0, \quad (65)$$

$$Q_{212}^T \tilde{G}_p + Q_{312}^T \tilde{G}_p = 0, \quad (66)$$

$$Q_{222}^T \tilde{G}_a + Q_{322} \tilde{G}_a = 0. \quad (67)$$

Combining conditions (64)-(67), we obtain conditions (54)-(55). Ξ

Remark 1. Theorem 2 provides necessary conditions for the design of B_r , from which the matrix C_r can be obtained. From the structure of Eq. (54), the matrix corresponding to the principal system has been preserved. Based on this, our subsequent task focuses on the design of the matrix A_r in the reduced model.

Theorem 3 *For the original augmented system model of a linear non-Markovian quantum system (22), if the model reduction problem (53) is solvable and the positive definite matrices P and Q have the following block*

$$\begin{aligned} \text{structure form } P &= \begin{bmatrix} P_1 & P_2 \\ P_2^T & P_3 \end{bmatrix}, P_2 = \begin{bmatrix} P_{211} & P_{212} \\ P_{221} & P_{222} \end{bmatrix}, P_3 = \\ &= \begin{bmatrix} P_{311} & P_{312} \\ P_{312}^T & P_{322} \end{bmatrix}, Q = \begin{bmatrix} Q_1 & Q_2 \\ Q_2^T & Q_3 \end{bmatrix}, Q_2 = \begin{bmatrix} Q_{211} & Q_{212} \\ Q_{221} & Q_{222} \end{bmatrix}, \end{aligned}$$

$Q_3 = \begin{bmatrix} Q_{311} & Q_{312} \\ Q_{312}^T & Q_{322} \end{bmatrix}$, then the system matrix \tilde{F}_a in (45) of the reduced augmented system model (38) is in the form of

$$\tilde{F}_a = -Q_{322}^{-1} Q_{222}^T \bar{F}_a P_{222} P_{322}^{-1}, \quad (68)$$

where \bar{F}_a is defined as in (23) and the following conditions are satisfied:

$$P_{212} = 0, \quad (69)$$

$$P_{312} = 0. \quad (70)$$

Proof. Using the result in Theorem 2, for any element ν in the matrix A_r of Eq. (62), the partial derivative of J with respect to ν satisfies

$$\begin{aligned} 0 &= \frac{\partial J}{\partial \nu} = 2\text{tr} \left(\frac{\partial \hat{A}}{\partial \nu} P Q \right) \\ &= 2\text{tr} \left(\begin{bmatrix} 0 & 0 \\ 0 & \frac{\partial A_r}{\partial \nu} \end{bmatrix} \begin{bmatrix} P_1 & P_2 \\ P_2^T & P_3 \end{bmatrix} \begin{bmatrix} Q_1 & Q_2 \\ Q_2^T & Q_3 \end{bmatrix} \right) \\ &= 2\text{tr} \left(\frac{\partial A_r}{\partial \nu} (P_2^T Q_2 + P_3 Q_3) \right). \end{aligned} \quad (71)$$

Since ν is an arbitrary entry, it follows that

$$P_2^T Q_2 + P_3 Q_3 = 0. \quad (72)$$

To determine \tilde{F}_a , we expand Eq. (41) and derive the following system of equations:

$$AP_2 + P_2 A_r^T + BB_r^T = 0, \quad (73)$$

$$A_r P_3 + P_3 A_r^T + B_r B_r^T = 0. \quad (74)$$

It can be observed that the equations (73) and (74) are related to A_r . Next, substituting (54) into (73) and (74), we have

$$AP_2 + P_2 A_r^T - BB^T \begin{bmatrix} I & 0 \\ 0 & Q_{322}^{-1} Q_{222}^T \end{bmatrix}^T = 0, \quad (75)$$

$$\begin{aligned} &A_r P_3 + P_3 A_r^T \\ &+ \begin{bmatrix} I & 0 \\ 0 & Q_{322}^{-1} Q_{222}^T \end{bmatrix} BB^T \begin{bmatrix} I & 0 \\ 0 & Q_{322}^{-1} Q_{222}^T \end{bmatrix}^T = 0. \end{aligned} \quad (76)$$

From Eq. (75), we have

$$\begin{aligned} &\begin{bmatrix} I & 0 \\ 0 & Q_{322}^{-1} Q_{222}^T \end{bmatrix} AP_2 + \begin{bmatrix} I & 0 \\ 0 & Q_{322}^{-1} Q_{222}^T \end{bmatrix} P_2 A_r^T \\ &- \begin{bmatrix} I & 0 \\ 0 & Q_{322}^{-1} Q_{222}^T \end{bmatrix} BB^T \begin{bmatrix} I & 0 \\ 0 & Q_{322}^{-1} Q_{222}^T \end{bmatrix}^T = 0, \end{aligned} \quad (77)$$

combined with (76) yields

$$\begin{aligned} &\begin{bmatrix} I & 0 \\ 0 & Q_{322}^{-1} Q_{222}^T \end{bmatrix} AP_2 + \begin{bmatrix} I & 0 \\ 0 & Q_{322}^{-1} Q_{222}^T \end{bmatrix} P_2 A_r^T \\ &+ A_r P_3 + P_3 A_r^T = 0. \end{aligned} \quad (78)$$

Due to Eq. (72), it follows that

$$Q_{322}^{-1} Q_{222}^T P_{222} + P_{322} = 0. \quad (79)$$

Using Eqs. (69) and (70), we have

$$\tilde{F}_a P_{322} + Q_{322}^{-1} Q_{222}^T \bar{F}_a P_{222} = 0. \quad (80)$$

Thus, it can be deduced from Eq. (80) that $\tilde{F}_a = -Q_{322}^{-1} Q_{222}^T \bar{F}_a P_{222} P_{322}^{-1} \Xi$

Remark 2. Theorem 3 provides necessary conditions for the design of \tilde{F}_a . However, since P , Q , \hat{A} , \hat{B} and \hat{C} are matrices that need to be calculated, the nonlinearity of equality constraints (41) and (42) makes them difficult to solve. On the other hand, the coupling matrix \tilde{F}_{pa} remains undetermined. To address these computational complexities, we will transform the nonlinear equality constraints into a more tractable form and incorporate the coupling matrix into the solution.

4.3 Transformation of matrix equality constraints

To make it more convenient for us to solve the optimization problem, in this section, we introduce a method to transform the nonlinear equality constraints into inequality constraints. For the Lyapunov equation (42), if we let $\hat{Q} = Q + \epsilon_Q$, where ϵ_Q is a small positive definite matrix with appropriate dimensions, the equality constraint (42) becomes an inequality constraint

$$\begin{aligned} &\hat{A}^T \hat{Q} + \hat{Q} \hat{A} + \hat{C}^T \hat{C} \\ &= \hat{A}^T Q + Q \hat{A} + \hat{C}^T \hat{C} + \hat{A}^T \epsilon_Q + \epsilon_Q \hat{A} \\ &= \hat{A}^T \epsilon_Q + \epsilon_Q \hat{A} < 0. \end{aligned} \quad (81)$$

Consequently, we have $\text{tr}(\hat{B}^T \hat{Q} \hat{B}) < \text{tr}(\hat{B}^T Q \hat{B})$. So we consider a positive real constant γ as an upper bound of $\|\Xi_G - \Xi_{G_r}\|_2$; i.e., $\|\Xi_G - \Xi_{G_r}\|_2 < \gamma$. Hence, (53) can be converted into the following optimization problem:

$$\min_{\hat{Q}, A_r, B_r} \gamma^2 \quad (82)$$

$$\text{s.t. } \hat{Q} = \begin{bmatrix} \hat{Q}_1 & \hat{Q}_2 \\ \hat{Q}_2^T & \hat{Q}_3 \end{bmatrix} > 0, \quad (83)$$

$$\hat{A}^T \hat{Q} + \hat{Q} \hat{A} + \hat{C}^T \hat{C} < 0, \quad (84)$$

$$\text{tr}(\hat{B}^T \hat{Q} \hat{B}) < \gamma^2, \quad (85)$$

Eqs. (48) – (52).

It can then be observed that once γ^2 is minimized, the H_2 norm of the difference of the transfer functions between the original and the reduced model (44) is also minimized.

Note that in the above derivation, when we solve the optimization problem we have not considered the matrices structure which results from the reduced augmented system (45), (46), and (47). To take the matrices structure into account, on the one hand, we should preserve the principal system; i.e., (51) and (52) should be satisfied. On the other hand, we should also preserve the coupling structure. Concretely speaking, in the original system, the element \bar{F}_{pa} of matrix A represents the coupling strength between the principal oscillator and the ancillary system.

The coupling matrix must strictly preserve its tensor product structure, as defined in Eq. (36), to ensure that the coupling strength remains rigorously real-valued. By integrating the structure of system matrices B_r and \bar{F}_a from Theorems 2 and 3 with the configuration of coupling matrix \bar{F}_{pa} in (36), we derive the following theorem.

Theorem 4 *For the original augmented system model of a linear non-Markovian quantum system (22), if there exist positive scalars γ , α_1 and α_2 , positive block diagonal symmetric matrices $\hat{Q}_1 \in \mathbb{R}^{2n \times 2n}$, $\hat{Q}_3 \in \mathbb{R}^{2r \times 2r}$, $M \in \mathbb{R}^{2n \times 2n}$ and matrices $\hat{Q}_2 \in \mathbb{R}^{2n \times 2r}$, $\beta \in \mathbb{R}^{m \times r}$ such that*

the following optimization problem is solvable

$$\min_{\hat{Q}_1, \hat{Q}_2, \hat{Q}_3, M, \beta} \gamma^2 \quad (86)$$

$$\text{s.t. } \hat{Q} = \begin{bmatrix} \hat{Q}_1 & \hat{Q}_2 \\ \hat{Q}_2^T & \hat{Q}_3 \end{bmatrix} > 0, \quad (87)$$

$$\begin{bmatrix} \alpha_1 A^T \hat{Q}_1 + \alpha_1 \hat{Q}_1 A + \alpha_1 C^T C \\ \# \\ MA \\ A^T \hat{Q}_1 + \hat{Q}_1 A \end{bmatrix} < 0, \quad (88)$$

$$\begin{bmatrix} \alpha_2 A^T \hat{Q}_1 + \alpha_2 \hat{Q}_1 A + \alpha_2 C^T C \\ \# \\ A^T \hat{Q}_2 + \hat{Q}_2 A_{r1} - C^T C_r \\ A_{r1}^T \hat{Q}_3 + \hat{Q}_3 A_{r1} + C_r^T C_r \end{bmatrix} < 0, \quad (89)$$

$$\alpha_1 + \alpha_2 = 1, \quad (90)$$

$$\text{tr} \left(\begin{bmatrix} B^T & B_r^T \end{bmatrix} \begin{bmatrix} \hat{Q}_1 & \hat{Q}_2 \\ \hat{Q}_2^T & \hat{Q}_3 \end{bmatrix} \begin{bmatrix} B \\ B_r \end{bmatrix} \right) < \gamma^2, \quad (91)$$

$$\hat{Q}_1 \hat{Q}_2 - \hat{Q}_2 \hat{Q}_3 = 0, \quad (92)$$

$$M - \hat{Q}_2 \bar{E} \hat{Q}_3^{-1} \hat{Q}_2^T = 0, \quad (93)$$

then, the reduced augmented system model of the linear non-Markovian quantum system (38) is given as

$$\begin{aligned} A_r &= \begin{bmatrix} \bar{F}_p & \beta \otimes I \\ -(\beta \otimes I)^T & ETAVE^T \end{bmatrix}, \\ B_r &= \begin{bmatrix} \bar{G}_p & 0_{2m \times 2r} \\ 0_{2r \times 2m} & ETBE^T \end{bmatrix}, \end{aligned} \quad (94)$$

$$\text{where } T = \hat{Q}_3^{-1} \hat{Q}_2^T, V = \hat{Q}_1^{-1} \hat{Q}_2, A_{r1} = \begin{bmatrix} \bar{F}_p & \beta \otimes I \\ -(\beta \otimes I)^T & 0_{2r \times 2r} \end{bmatrix},$$

$$\begin{aligned} B_{r1} &= \begin{bmatrix} \bar{G}_p & 0_{2m \times 2r} \\ 0_{2r \times 2m} & 0_{2r \times 2r} \end{bmatrix}, \quad E = \begin{bmatrix} 0_{2r \times 2m} & I_{2r \times 2r} \end{bmatrix}, \\ \bar{E} &= \begin{bmatrix} 0_{2m \times 2m} & 0_{2m \times 2r} \\ 0_{2r \times 2m} & I_{2r \times 2r} \end{bmatrix}. \end{aligned}$$

Proof. Firstly, we pre-multiply and post-multiply $\begin{bmatrix} I & 0 \\ 0 & \bar{E} \hat{Q}_2^T \hat{Q}_1^{-1} \end{bmatrix}$ and $\begin{bmatrix} I & 0 \\ 0 & \hat{Q}_1^{-1} \hat{Q}_2 \bar{E} \end{bmatrix}$ on both sides of (88), respectively, which yields

$$\begin{aligned}
& \begin{bmatrix} I & 0 \\ 0 & \bar{E}\hat{Q}_2^T\hat{Q}_1^{-1} \end{bmatrix} \begin{bmatrix} \alpha_1 A^T \hat{Q}_1 + \alpha_1 \hat{Q}_1 A + \alpha_1 C^T C & \\ & \# \\ & & MA \\ & & A^T \hat{Q}_1 + \hat{Q}_1 A \end{bmatrix} \begin{bmatrix} I & 0 \\ 0 & \hat{Q}_1^{-1} \hat{Q}_2 \bar{E} \end{bmatrix} \\
& = \begin{bmatrix} \alpha_1 A^T \hat{Q}_1 + \alpha_1 \hat{Q}_1 A + \alpha_1 C^T C & \hat{Q}_2 A_{r2} \\ \# & A_{r2}^T \hat{Q}_3 + \hat{Q}_3 A_{r2} \end{bmatrix} < 0, \tag{95}
\end{aligned}$$

where

$$A_{r2} = \begin{bmatrix} 0_{2m \times 2m} & 0_{2m \times 2r} \\ 0_{2r \times 2m} & E T A V E^T \end{bmatrix}. \tag{96}$$

Combining (94) with Eqs. (89) and (90), we obtain

$$\begin{aligned}
& \begin{bmatrix} \alpha_1 A^T \hat{Q}_1 + \alpha_1 \hat{Q}_1 A + \alpha_1 C^T C & \\ \# & \\ & \hat{Q}_2 A_{r2} \\ & A_{r2}^T \hat{Q}_3 + \hat{Q}_3 A_{r2} \end{bmatrix} + \\
& \begin{bmatrix} \alpha_2 A^T \hat{Q}_1 + \alpha_2 \hat{Q}_1 A + \alpha_2 C^T C & A^T \hat{Q}_2 + \hat{Q}_2 A_{r1} - C^T C_r \\ \# & A_{r1}^T \hat{Q}_3 + \hat{Q}_3 A_{r1} + C_r^T C_r \end{bmatrix} \\
& = \begin{bmatrix} A^T \hat{Q}_1 + \hat{Q}_1 A + C^T C & A^T \hat{Q}_2 + \hat{Q}_2 A_r - C^T C_r \\ \# & A_r^T \hat{Q}_3 + \hat{Q}_3 A_r + C_r^T C_r \end{bmatrix} \\
& = \hat{A}^T \hat{Q} + \hat{Q} \hat{A} + \hat{C}^T \hat{C} < 0. \tag{97}
\end{aligned}$$

Hence, we have shown that (84) is equivalent to the LMIs (88)-(90).

Furthermore, by employing (92), we derive

$$\begin{aligned}
& A_r + A_r^T + B_r B_r^T \\
& = \begin{bmatrix} \bar{F}_p + \bar{F}_p^T + \bar{G}_p \bar{G}_p^T & \beta \otimes I - \beta \otimes I \\ (\beta \otimes I)^T - (\beta \otimes I)^T & 0_{2r \times 2r} \end{bmatrix} \tag{98} \\
& = 0.
\end{aligned}$$

From the structure of (94), it is evident that the matrix structure of the augmented system model of the linear non-Markovian quantum system and the matrices of the principal system are preserved. Ξ

In Theorem 4, the elements β_{ij} of matrix β correspond to the elements of the coupling matrix \tilde{F}_{pa} . Although Eqs. (87), (88) and (90) have been transformed to LMI conditions in Theorem 4, Eqs. (89), (92) and (93) are still nonlinear matrix equations, presenting significant

computational challenges. To address this difficulty, we will employ a lifting variables approach to transform the nonlinear terms to linear terms.

An alternative formulation for our optimization problem could involve replacing the objective function with $\text{tr}(\hat{C} P \hat{C}^T)$, the optimization variable with P , and the constraint (42) with (41). However, since these two formulations are equivalent, we will not explore it in this work.

4.4 Matrix Lifting Method for Model Reduction

In this section, we use a matrix lifting method to transform Eqs. (92) and (93) into linear forms. This transformation requires the introduction of appropriate matrix lifting variables and their associated equation constraints [28].

Firstly, six matrix lifting variables W_{1-6} are given as: $W_1 = \hat{Q}_1$, $W_2 = \hat{Q}_2$, $W_3 = W_1 \hat{Q}_2$, $W_4 = W_2 \hat{Q}_3$, $W_5 = \hat{Q}_3^{-1}$ and $W_6 = \hat{Q}_2^T$. Now, we define a matrix \mathbf{Z} be a symmetric matrix. By replacing \hat{Q}_1 , \hat{Q}_2 , \hat{Q}_3 , M , \hat{Q}_3^{-1} , \hat{Q}_2^T , β , β^T , \hat{Q}_{211} , \hat{Q}_{222} , \hat{Q}_{311} , \hat{Q}_{322} with $Z_{x1,1}$, $Z_{x2,1}$, $Z_{x3,1}$, $Z_{x4,1}$, $Z_{x5,1}$, $Z_{x6,1}$, $Z_{x7,1}$, $Z_{x8,1}$, $Z_{x9,1}$, $Z_{x10,1}$, $Z_{x11,1}$, $Z_{x12,1}$, respectively, where

$$Z_{i,j} = [\mathbf{Z}_{kl}]. \tag{99}$$

The matrix \mathbf{Z} satisfies the following constraints:

$$\mathbf{Z} \geq 0, \tag{100}$$

$$Z_{0,0} - I_n = 0, \tag{101}$$

$$Z_{x1,1} - Z_{1,x1} = 0, \tag{102}$$

$$Z_{x3,1} - Z_{1,x3} = 0, \tag{103}$$

$$Z_{x4,1} - Z_{1,x4} = 0, \tag{104}$$

$$Z_{v1,1} - Z_{x2,x5} = 0, \tag{105}$$

$$Z_{v2,1} - Z_{x5,x6} = 0, \tag{106}$$

$$Z_{v3,1} - Z_{x1,x2} = 0, \tag{107}$$

$$Z_{v4,1} - Z_{x2,x3} = 0, \tag{108}$$

$$Z_{v5,1} - Z_{x9,1}(Z_{x7,1} \otimes I) = 0, \tag{109}$$

$$Z_{v6,1} - Z_{x10,1}(Z_{x8,1} \otimes I) = 0, \tag{110}$$

$$Z_{v7,1} - Z_{x11,1}(Z_{x7,1} \otimes I) = 0, \tag{111}$$

$$Z_{v8,1} - Z_{x12,1}(Z_{x8,1} \otimes I) = 0, \tag{112}$$

where

$$Z_{a,b} = Z_{a,1} Z_{b,1}, \tag{113}$$

with $a, b \in \{v_1, \dots, v_8\} \cup \{x_1, \dots, x_{12}\}$. Then, the scalar variables to be evaluated can be written as α_1 , α_2 and

β . With these, constraints (87)-(91) can be rewritten as

$$Z_{x_1,1}, Z_{x_3,1} > 0, \quad (114)$$

$$\begin{bmatrix} \alpha_1 A^T Z_{x_1,1} + \alpha_1 Z_{x_1,1} A + \alpha_1 C^T C \\ \# \\ Z_{x_4,1} A \\ A^T Z_{x_1,1} + Z_{x_1,1} A \end{bmatrix} < 0, \quad (115)$$

$$\begin{bmatrix} \alpha_2 A^T Z_{x_1,1} + \alpha_2 Z_{x_1,1} A + \alpha_2 C^T C & A^T Z_{x_2,1} + \Pi_1 \\ \# & \Pi_2^T + \Pi_2 + C_r^T C_r \end{bmatrix} < 0, \quad (116)$$

$$\text{tr} \left(\begin{bmatrix} B^T & \Pi_3^T \end{bmatrix} \begin{bmatrix} \hat{Q}_1 & \hat{Q}_2 \\ \hat{Q}_2^T & \hat{Q}_3 \end{bmatrix} \begin{bmatrix} B \\ \Pi_3 \end{bmatrix} \right) < \gamma^2, \quad (117)$$

$$\alpha_1 > 0, \alpha_2 > 0, \quad (118)$$

$$\alpha_1 + \alpha_2 = 1, \quad (119)$$

$$\text{where } \Pi_1 = \begin{bmatrix} -Z_{x_9,1} \bar{F}_p & Z_{v_5,1} \\ -Z_{v_6,1} & 0 \end{bmatrix} - C^T C_r, \quad \Pi_2 = \begin{bmatrix} -Z_{x_{11},1} \bar{F}_p & Z_{v_7,1} \\ -Z_{v_8,1} & 0 \end{bmatrix}, \quad \Pi_3 = \begin{bmatrix} \bar{G}_p & 0_{2m \times 2r} \\ 0_{2r \times 2m} & E Z_{v_2,1} B E^T \end{bmatrix}.$$

Next, we consider the transformation of the nonlinear equality matrix constraint (92) into linear matrix equality constraints. One can easily obtain

$$Z_{v_3,1} = Z_{v_1,x_2} = Z_{v_1,1} Z_{x_2,1} = Z_{x_1,1} Z_{x_2,1} = \hat{Q}_1 \hat{Q}_2, \quad (120)$$

$$Z_{v_4,1} = Z_{v_2,x_3} = Z_{v_2,1} Z_{x_3,1} = Z_{x_2,1} Z_{x_3,1} = \hat{Q}_2 \hat{Q}_3, \quad (121)$$

and the physical realizability constraint (92) can be replaced by

$$Z_{v_3,1} - Z_{v_4,1} = 0, \quad (122)$$

Similarly, the nonlinear equality matrix constraint (93) can be transformed into linear matrix equality constraints

$$I_r - Z_{x_3,x_5} = 0 \quad (123)$$

$$Z_{v_5,1} - Z_{x_2,x_5} = 0, \quad (124)$$

$$Z_{v_6,1} - Z_{v_5,x_6} = 0, \quad (125)$$

$$Z_{x_4,1} - Z_{v_6,1} = 0. \quad (126)$$

This leads us to reformulate the optimization problem (86).

For the non-Markovian oscillator (22) with physical realizability conditions (32)-(36), find a matrix \mathbf{Z} that min-

imizes the square of the H_2 norm (44); i.e.,

$$\begin{aligned} & \min_{\mathbf{Z}, \alpha_1, \alpha_2} \gamma^2 \\ \text{s.t.} \quad & \text{Eqs. (100) - (126)}. \end{aligned} \quad (127)$$

As outlined in Ref. [28], it is important to select a reasonable initial point for the algorithm, we suggest solving LMI constraints (114), (115), (118) and (119) to obtain the heuristic starting point. Thus, the optimization problem (127) is solved by SeDumi [34] and Yalmip [35].

5 Numerical Example of a non-Markovian Quantum Oscillator System

In this section, we consider reducing the dimension of an augmented system model for a non-Markovian quantum oscillator system, where the principal system consists of two harmonic oscillators and the ancillary system consists of three harmonic oscillators. The main parameters of the system are given as follows. The frequencies of the principal and ancillary oscillators are $\omega_1 = 10.85\text{GHz}$, $\omega_2 = 9.74\text{GHz}$, $\omega_3 = 10.03\text{GHz}$, $\omega_4 = 8.93\text{GHz}$, $\omega_5 = 5.06\text{GHz}$, respectively. The damping rates of the principal and ancillary systems are $\gamma_1 = 0.954\text{GHz}$, $\gamma_2 = 0.987\text{GHz}$, $\gamma_3 = 0.848\text{GHz}$, $\gamma_4 = 1.034\text{GHz}$, $\gamma_5 = 0.775\text{GHz}$, respectively. The direct coupling strengths are $\kappa_1 = 1.25\text{GHz}$, $\kappa_2 = 1.14\text{GHz}$, respectively. Thus, the original augmented system matrices are given as

$$\bar{F}_p = \text{diag} \left(\begin{bmatrix} -\frac{\gamma_1}{2} & \omega_1 \\ -\omega_1 & -\frac{\gamma_1}{2} \end{bmatrix}, \begin{bmatrix} -\frac{\gamma_2}{2} & \omega_2 \\ -\omega_2 & -\frac{\gamma_2}{2} \end{bmatrix} \right), \quad (128)$$

$$\bar{F}_a = \text{diag} \left(\begin{bmatrix} -\frac{\gamma_3}{2} & \omega_3 \\ -\omega_3 & -\frac{\gamma_3}{2} \end{bmatrix}, \begin{bmatrix} -\frac{\gamma_4}{2} & \omega_4 \\ -\omega_4 & -\frac{\gamma_4}{2} \end{bmatrix}, \begin{bmatrix} -\frac{\gamma_5}{2} & \omega_5 \\ -\omega_5 & -\frac{\gamma_5}{2} \end{bmatrix} \right) \quad (129)$$

$$\bar{F}_{pa} = \begin{bmatrix} \frac{\sqrt{\kappa_1 \gamma_3}}{2} & \frac{\sqrt{\kappa_1 \gamma_4}}{2} & \frac{\sqrt{\kappa_1 \gamma_5}}{2} \\ \frac{\sqrt{\kappa_2 \gamma_3}}{2} & \frac{\sqrt{\kappa_2 \gamma_4}}{2} & \frac{\sqrt{\kappa_2 \gamma_5}}{2} \end{bmatrix} \otimes I_2, \quad (130)$$

$$\bar{G}_p = \text{diag} (\sqrt{\gamma_1}, \sqrt{\gamma_1}, \sqrt{\gamma_2}, \sqrt{\gamma_2}), \quad (131)$$

$$\bar{G}_a = \text{diag} (\sqrt{\gamma_3}, \sqrt{\gamma_3}, \sqrt{\gamma_4}, \sqrt{\gamma_4}, \sqrt{\gamma_5}, \sqrt{\gamma_5}). \quad (132)$$

Here, it is crucial to emphasize that existing model reduction techniques, such as the singular perturbation method [5], the quasi-balanced truncation method [7] and other methods, are not applicable in this example because we must ensure the preservation of the primary system in the reduced model.

In the quadrature representation, we reduce the number of the harmonic oscillators in the ancillary system model from 3 to 2 according to H_2 norm performance, which also satisfies the physical realizable conditions. Based on Theorem 4, we derive the reduced model matrices as follows:

$$\tilde{F}_a = \begin{bmatrix} -0.6278 & 10.0793 \\ -10.0696 & -0.6277 \end{bmatrix}, \quad (133)$$

$$\tilde{F}_{pa} = \begin{bmatrix} 0.5528 & 0 \\ 0 & 0.5528 \\ 0.5262 & 0 \\ 0 & 0.5262 \end{bmatrix}, \quad (134)$$

$$\tilde{N}_a = \begin{bmatrix} 1.1201 & -0.0310 \\ 0.0224 & 1.1202 \end{bmatrix}. \quad (135)$$

It is easy to check that the reduced model satisfies physical realizability, as given in (48), (49) and (50). In addition, the reduced model preserves the essential properties of the harmonic oscillators of the principal system and reduces the two harmonic oscillators to one in the ancillary system.

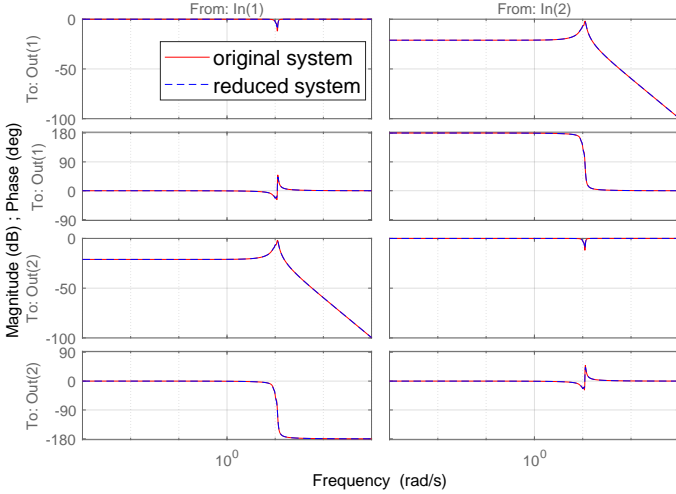


Fig. 2. Comparison of frequency responses between the original and reduced models for Input 1, 2 and Output 1, 2

After calculation, we obtain $\|\Xi_G - \Xi_{G_r}\| = 0.1746$. Figs. 2 and 3 present a comparative analysis of the input-output response between the original and reduced models through their Bode plots. Notably, the amplitude-frequency characteristics of the reduced model closely match those of the original system across the entire frequency range, demonstrating remarkable fidelity in mag-

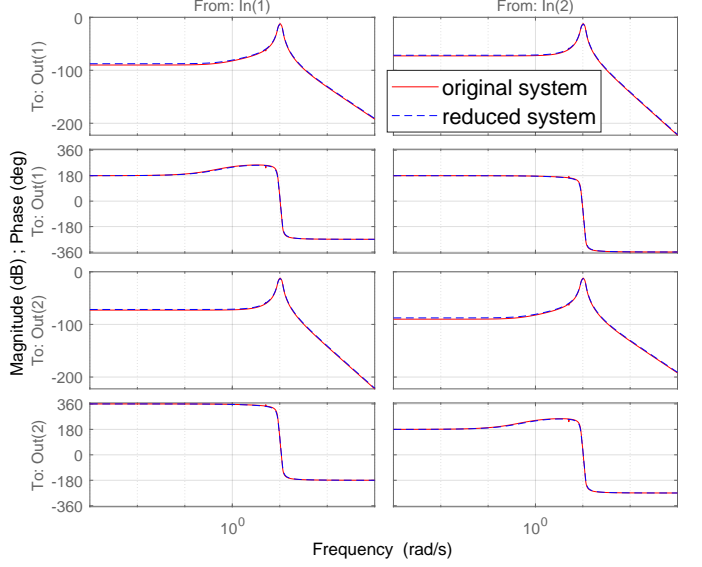


Fig. 3. Comparison of frequency responses between the original and reduced models for Input 1, 2 and Output 3, 4

nitude response. Furthermore, the phase-frequency characteristics of the two models exhibit significant alignment, particularly in the low-frequency region, where the phase responses are nearly indistinguishable. This close correspondence can be attributed to the preservation of the principal system's dynamics and careful optimization of the coupling matrices during the reduction process.

6 Conclusion

This paper presents a novel H_2 -based model reduction approach to reducing the dimension of augmented models for non-Markovian quantum systems. The proposed method has formulated the reduction as a constrained optimization problem that ensures physical realizability under non-Markovian dynamics, with three key advances: first, establishing rigorous necessary and sufficient conditions for physical realizability that are stricter than Markovian requirements; second, deriving input matrix and ancillary system matrix constraints for the reduced model; third, developing a structure preserving design method for the reduced augmented system. Compared to model reduction methods in Markovian systems, the proposed method effectively preserves the non-Markovian characteristics of the original system. Simulations have confirmed its effectiveness. Future work could explore extending this approach to optimize H_∞ performance, enhancing robustness and performance in quantum systems.

References

- [1] D. d'Alessandro. (2021). Introduction to quantum control and dynamics. Chapman and hall/CRC.
- [2] Z. Zhou, R. Sitler, Y. Oda, K. Schultz, G. Quiroz. (2023). Quantum crosstalk robust quantum control. *Phys. Rev. Lett.*, 131(21), 210802.
- [3] D. Dong, X. Xing, H. Ma, C. Chen, Z. Liu, H. Rabitz. (2019). Learning-based quantum robust control: algorithm, applications, and experiments. *IEEE T. Cybern.*, 50(8), 3581-3593.
- [4] A. Kumar, M. Sarovar. (2014). On model reduction for quantum dynamics: symmetries and invariant subspaces. *J. Phys. A: Math. Theor.*, 48(1), 015301.
- [5] I. R. Petersen. (2010). Singular perturbation approximations for a class of linear complex quantum systems. *Proc. Amer. Control Conf.*, Baltimore, MD, 1898-1903.
- [6] I. R. Petersen. (2012). Low frequency approximation for a class of linear quantum systems using cascade cavity realization. *Syst. Control Lett.*, 6(1), 173-179.
- [7] H. I. Nurdin. (2014). Structures and transformations for model reduction of linear quantum systems. *IEEE Trans. Autom. Control*, 59(9), 2413-2425.
- [8] O. Techakesari, H. I. Nurdin. (2016). Tangential interpolatory projection for model reduction of linear quantum systems. *IEEE Trans. Autom. Control*, 62(1), 5-17.
- [9] B. A. Chase, and J. M. Geremia. (2008). Collective processes of an ensemble of spin-1/2 particles, *Phys. Rev. A* 78(5), 052101.
- [10] G. Grigoletto, F. Ticozzi. (2023). Model reduction for quantum systems: Discrete-time quantum walks and open Markov dynamics. *arXiv preprint arXiv:2307.06319*.
- [11] G. Grigoletto, Y. Tao, F. Ticozzi, L. Viola. (2024). Exact Model Reduction for Continuous-Time Open Quantum Dynamics. *arXiv preprint arXiv:2412.05102*.
- [12] G. Grigoletto, F. Ticozzi. (2024). Exact model reduction for discrete-time conditional quantum dynamics. *IEEE Control Systems Letters*.
- [13] G. Grigoletto, C. Pellegrini, F. Ticozzi. (2025). Quantum model reduction for continuous-time quantum filters. *arXiv preprint arXiv:2501.13885*.
- [14] W. Fan, H. E. Tureci. (2024). Model Order Reduction for Open Quantum Systems Based on Measurement-adapted Time-coarse Graining. *arXiv preprint arXiv:2410.23116*.
- [15] C. Gardiner, P. Zoller. (2004). Quantum noise: a handbook of Markovian and non-Markovian quantum stochastic methods with applications to quantum optics. Springer Science Business Media.
- [16] B. Yue, S. Xue, Y. Pan, M. Jiang. (2023). Quantum approximate optimization algorithm in non-Markovian quantum systems. *Phys. Scr.*, 98(10), 105104.
- [17] H. P. Breuer, E. M. Laine, J. Piilo, B. Vacchini. (2016). Colloquium: Non-Markovian dynamics in open quantum systems. *Rev. Mod. Phys.*, 88(2), 021002.
- [18] S. Xue, R. Wu, W. Zhang, J. Zhang, C. Li, T. J. Tarn. (2012). Decoherence suppression via non-Markovian coherent feedback control. *Phys. Rev. A*, 86(5), 052304.
- [19] S. Xue, M. R. Hush, I. R. Petersen. (2016). Feedback tracking control of non-Markovian quantum systems. *IEEE Trans. Control Syst. Technol.*, 25(5), 1552-1563.
- [20] H. P. Breuer, F. Petruccione. (2002). The theory of open quantum systems. OUP Oxford.
- [21] C. Sutherland, T. A. Brun, D. A. Lidar. (2018). Non-Markovianity of the post-Markovian master equation. *Phys. Rev. A*, 98(4), 042119.
- [22] S. Xue, R. Wu, T. J. Tarn, I. R. Petersen, I. R. (2015). Witnessing the boundary between Markovian and non-Markovian quantum dynamics: a Green's function approach. *Quantum Inf. Process.*, 14, 2657-2672.
- [23] W. Zhang, P. Lo, H. Xiong, M. Tu, F. Nori. (2012). General non-Markovian dynamics of open quantum systems. *Phys. Rev. Lett.*, 109(17), 170402.
- [24] S. Xue, T. Nguyen, M. R. James, A. Shabani, V. Ugrinovskii, I. R. Petersen. (2020). Modeling for non-Markovian quantum systems. *IEEE Trans. Control Syst. Technol.*, 28(6), 2564-2571.
- [25] S. Xue, M. R. James, A. Shabani, V. Ugrinovskii, I. R. Petersen. (2015) Quantum filter for a class of non-Markovian quantum systems, *54th IEEE Conference on Decision and Control (CDC)*, 7096-7100.
- [26] S. Xue, I. R. Petersen. (2016) Realizing the dynamics of a non-Markovian quantum system by Markovian coupled oscillators: a Green's function-based root locus approach. *Quantum Inf. Process.*, 15(2), 1001-1018
- [27] V. P. Belavkin. (1995). Quantum filtering of Markov signals with white quantum noise. Quantum communications and measurement. Boston, MA: Springer US, 381-391.
- [28] G. Zhang, H. W. Joseph Lee, B. Huang, H. Zhang. (2012). Coherent feedback control of linear quantum optical systems via squeezing and phase shift. *SIAM J. Control Optim.*, 50(4), 2130-2150.
- [29] G. Zhang, M. R. James. (2010). Direct and indirect couplings in coherent feedback control of linear quantum systems. *IEEE Trans. Autom. Control*, 56(7), 1535-1550.
- [30] M. R. James, H. I. Nurdin, and I. R. Petersen. (2008). H_∞ control of linear quantum systems, *IEEE Trans. Autom. Control*, 53, (8), pp. 1787-1803.
- [31] J. E. Gough and G. Zhang. (2015). On realization theory of quantum linear systems, *Automatica*, 59: 139-151.
- [32] K. Zhou, J. C. Doyle. (1998). Essentials of robust control. Upper Saddle River, NJ: Prentice hall.
- [33] S. Gugercin, A. C. Antoulas, and C. Beattie. (2008) H_2 model reduction for large-scale linear dynamical systems, *SIAM J. Control Optim.*, 30(2), pp. 609-638.
- [34] Computational Optimization Research at Lehigh (COR@L), Lehigh University, SeDuMi v1.21, (2009), <http://sedumi.ie.lehigh.edu/>.
- [35] J. Lofberg. (2004). "YALMIP: A toolbox for modeling and optimization in MATLAB," in *2004 IEEE international conference on robotics and automation*, pp. 284-289.