

# Invariant Feature Extraction Through Conditional Independence and the Optimal Transport Barycenter Problem: the Gaussian case

Ian Bounos<sup>\*</sup>   Pablo Groisman<sup>†</sup>   Mariela Sued<sup>‡</sup>   Esteban Tabak<sup>§</sup>

## Abstract

A methodology is developed to extract  $d$  invariant features  $W = f(X)$  that predict a response variable  $Y$  without being confounded by variables  $Z$  that may influence both  $X$  and  $Y$ . The methodology's main ingredient is the penalization of any statistical dependence between  $W$  and  $Z$  conditioned on  $Y$ , replaced by the more readily implementable plain independence between  $W$  and the random variable  $Z_Y = T(Z, Y)$  that solves the [Monge] Optimal Transport Barycenter Problem for  $Z \mid Y$ . In the Gaussian case considered in this article, the two statements are equivalent. When the true confounders  $Z$  are unknown, other measurable contextual variables  $S$  can be used as surrogates, a replacement that involves no relaxation in the Gaussian case if the covariance matrix  $\Sigma_{ZS}$  has full range. The resulting linear feature extractor adopts a closed form in terms of the first  $d$  eigenvectors of a known matrix. The procedure extends with little change to more general, non-Gaussian / non-linear cases.

## 1 Introduction

For a long time, the dominant paradigm in statistical learning relied on the assumption that training and test data follow identical distributions. This paradigm has been challenged by learning tasks in which the training data suffers from many kinds of biases, unbalanced/unfair representations and confounding variables. Nowadays, it is customary to assume that the population in which one seeks predictions may differ largely from the one that was used for training. To highlight this distinction, we will notate the distributions for training and deployment (also referred to as *out-of-distribution*, e.g., [3, 24]) as source and target respectively.

The corresponding challenge is to construct a predictor that, although trained on data from the source distribution, still performs well on the target distribution, a problem also known as *transfer learning*. In the context of medical diagnosis and more general health care

---

<sup>\*</sup>IMAS, UBA-CONICET

<sup>†</sup>Departamento de Matemática, Facultad de Ciencias Exactas y Naturales, Universidad de Buenos Aires and IMAS, UBA-CONICET

<sup>‡</sup>Universidad de San Andrés, CONICET

<sup>§</sup>Courant Institute of Mathematical Sciences, New York University



settings, for instance, it is commonly observed that algorithms fail to generalize well when applied to populations other than the ones they were originally trained on [11].

Guaranteeing a good performance under the target distribution based on knowledge from the source is infeasible without assuming some relation between the two. A motivating principle for many authors is that if the relationship between the predictors  $X$  and the labels  $Y$  is truly informative and stable, it should remain invariant across environmental changes. This idea connects to frameworks such as *causal learning* [7], *invariance risk minimization* [4], and *domain generalization* [25] or *covariate shift*, that posits that the conditional distribution of  $Y \mid X$  agrees at source and target. Others follow the so called *label shift* invariance, where  $X \mid Y$  does not depend on the joint distribution of  $(X, Y)$  but the marginal distribution of  $Y$  may vary between source and target. This condition is called anti-causal and reflects situations where diseases ( $Y$ ) cause symptoms ( $X$ ) (see, for instance, [13] and [19]).

Hickey and Williams [10] propose a Bayesian transfer learning framework, *Random Effect Calibration of Source to Target* (RECaST), which addresses distribution shift by recalibrating a source-trained predictor to a target population. Their approach models discrepancies between source and target through a low-dimensional random effect and, importantly, provides valid uncertainty quantification in the form of prediction sets with asymptotically correct coverage. In contrast to approaches that seek invariant representations, RECaST treats transfer learning as a calibration problem at the prediction stage and is agnostic to the internal structure of the source model.

Recently, [5] introduced the *group-label shift assumption*, postulating that the vector of covariates may be partitioned into  $(Z, X)$  and assume that the conditional distribution of  $X \mid (Z, Y)$  does not depend on the joint distribution of  $(Z, Y, X)$ , allowing the joint distribution of  $(Z, Y)$  to differ between in and out of distribution.

The last setting is consistent with the one we consider here. To fix ideas, imagine that  $Y$  is a health outcome and  $X$  represent symptoms, test results, medical images, or biomarkers, while there are other factors, such as patient demographics and medical history, that may influence both  $Y$  and  $X$ , yet should not affect the underlying diagnostic relationship we aim to learn, since a) they may not always be available and b) their joint distribution with the outcome  $Y$  may depend on the environment. We subdivide these latter factors into two groups: the *confounders*  $Z$ , which together with  $Y$  fully determine the distribution of  $X$ , and any other *contextual* variables  $S$ , that may relate to  $Y$  and  $Z$  but do not affect  $X$  directly. In these circumstances, it makes sense to only use  $X$  to predict  $Y$ , but to use  $Z$  in the learning process, and also the  $S$  as surrogates, since at least some of the true confounders  $Z$  are often unobserved or even unknown.

We propose a method to extract features  $W = f(X)$  that yield robust predictions for  $Y$  by removing the effect of  $Z$ . We penalize any dependence between  $W$  and  $Z$  conditioned on  $Y$ , formalizing a trade-off between predictive sufficiency and conditional invariance. Both quantities are quantified through an optimal transport perspective and integrated within a single loss function.

For each environment  $e \in \mathcal{E}$ , we use  $(Y^e, Z^e, S^e, X^e)$ , as in the potential outcome literature, to denote the random variables that correspond to the *same experiments*, that is, they describe the same variables under the different conditions modeled by the environment  $e$ . We use the term *environment* to refer to a collection of circumstances that gives rise to distribution shifts, such as location, time, or experimental conditions, as in [20]. Environments encompass both



source and target distributions, providing a unified framework to address *Transfer Learning*, *Domain Adaptation*, *Out-of-Distribution Generalization*, and even *Robustness*—different conceptual understandings of very similar problems.

## 1.1 Related work

In addition to the previously mentioned works, several recent approaches have addressed the challenge of learning predictive models that are robust to environmental shifts, especially when covariates  $X$  and outcome  $Y$  may be spuriously correlated due to the influence of the environment. These methods attempt to exploit different forms of *invariance* to recover the true signal between predictors and outcomes. We briefly review four prominent approaches: Invariant Risk Minimization (IRM) [4], Anchor Regression [18], Environment Invariant Linear Least Squares (EILLS) [7] and Domain-Adversarial Neural Networks (DANN) [8]. Many of these methods build on the framework presented in [15], where data  $(X, Y)$  are collected under *different experimental setting or regimes*. We remark that, since the literature is huge, we cannot possibly cover it all and apologize for all resulting omissions.

Arjovsky et al. [4] propose the IRM principle, which aims to learn a data representation  $\Phi(X)$  such that the optimal classifier  $w$  on top of  $\Phi(X)$  is invariant across environments. Formally, they seek representations  $\Phi$  and classifiers  $w$  such that

$$w \in \arg \min_w R^e(w' \circ \Phi) \quad \text{for all environments } e,$$

where  $R^e$  denotes the expected risk in environment  $e$ .

The key idea is that if  $\Phi$  captures the *causal features* of the input  $X$ —those that genuinely influence the outcome  $Y$  in all environments—then the same predictor  $w$  will perform well everywhere. In this sense,  $\Phi$  is said to be *invariant* because the relationship between  $\Phi(X)$  and  $Y$  remains stable, regardless of the environment  $e$ . In contrast, non-causal or spurious features may vary across environments, leading to predictors that do not generalize.

By enforcing the invariance of the optimal classifier across environments, IRM encourages the learning of representations that exclude spurious correlations and emphasize stable, potentially causal relationships.

Rothenhäusler et al. [18] introduce Anchor Regression as a principled interpolation between ordinary least squares (OLS) and instrumental variable (IV) regression. Their method leverages exogenous variables called *anchors*, which may influence both  $X$  and  $Y$ , to formulate a regularized loss:

$$b_\gamma = \arg \min_b \mathbb{E} \left[ \left( (I - \Pi_A)(Y - X^\top b) \right)^2 + \gamma \left( \Pi_A(Y - X^\top b) \right)^2 \right],$$

where  $\Pi_A$  denotes projection onto the anchor variables. The parameter  $\gamma$  controls the tradeoff between predictive performance on the training data and robustness to perturbations aligned with the anchor variables. This framework is particularly useful when some environmental variation is captured by observed variables  $A$ , and provides robustness guarantees under specific classes of distributional shifts. Fan et al. [7] propose EILLS as a sample-efficient method for linear models across multiple environments. The key assumption is that the conditional expectation  $\mathbb{E}[Y|X_{S^*}]$  is invariant across environments, even if the full joint



distribution of  $(X, Y)$  varies. The EILLS objective combines the least-squares risk across environments with a penalty that promotes exogeneity:

$$Q_\gamma(\beta) = \sum_e \mathbb{E} \left[ (Y^e - X^{e\top} \beta)^2 \right] + \gamma \sum_j 1\{\beta_j \neq 0\} \sum_e \left( \mathbb{E}[(Y^e - X^{e\top} \beta) X_j^e] \right)^2.$$

This penalty discourages dependence between the residuals and covariates across environments, effectively selecting features that are invariant and exogenous. Compared to IRM and Anchor Regression, EILLS provides finite-sample statistical guarantees and variable selection consistency, even in high-dimensional settings, without requiring knowledge of anchor variables or structural causal assumptions.

DANN [8] is a deep learning method in which several conceptual features of our approach are already present. In DANN, a feature extractor is trained jointly with a label predictor and a domain classifier, where the latter is connected via a *gradient reversal layer* that encourages the learned features to be invariant with respect to the domain variable  $e$ . The goal is to extract representations that are useful for predicting  $Y$  and do not carry information about  $e$ .

Our approach departs from DANN in a crucial aspect: we explicitly require that the learned representation  $W = f(X)$  be *conditionally* independent of the contextual variables  $Z$  given the label  $Y$ . This is a stronger and more targeted constraint than the marginal invariance encouraged in DANN, and reflects the intuition that features can reflect information about the domain insofar as it is already explained by the label. In contrast, enforcing  $W \perp\!\!\!\perp Z$  (which would be the same idea as in DANN) may undesirably remove predictive signal in cases where  $Y$  and the environment are themselves highly dependent.

## 1.2 Our Contribution

We propose to construct features  $W = f(X)$  that satisfy two criteria:

1. **Conditional invariance:**  $W$  should be independent of  $Z$  conditional on  $Y$ , i.e.,  $W \perp\!\!\!\perp Z \mid Y$ , referred to as counterfactual invariance in [22].
2. **Predictive sufficiency:**  $W$  should contain most of the information in  $X$  relevant to predict  $Y$ .

The condition that  $W \perp\!\!\!\perp Z \mid Y$  captures the idea that  $W$  should only reflect features of  $X$  that are genuinely related to  $Y$ , not to spurious correlations with the contextual information. Asking  $W$  to be plainly independent of  $Z$  would be too restrictive: since  $Z$  and  $Y$  may be related, any good predictor for  $Y$  is likely to be informative on  $Z$  too. In our formulation, we penalize any dependence between  $W$  and  $Z$  conditioned on  $Y$ , formalizing a trade-off between predictive sufficiency and conditional invariance in a loss function formulation. Conditional invariance differs from the more conventional requirement that  $Y \mid (W, Z) \sim Y \mid W$  or  $Y \perp\!\!\!\perp Z \mid W$ , denoted in [17] an uncorrelated representation. Under the latter though, if the correlation between  $X$  and  $Z$  depends on the environment, then  $W$  may capture information related to  $Z$  which can be harmful for out of sample prediction.

When addressing fairness, the variable  $Z$  can be a set of protected or sensitive attributes (e.g., gender or racial categorization) that we want to be fair with respect to. In this setting, the condition  $W \perp\!\!\!\perp Z \mid Y$  is equivalent to *equalized odds* [9, 14].



We implement the counterfactual invariance condition by means of the Optimal Transport Barycenter Problem (OTBP) which, to the best of our knowledge, has not been used before for such a purpose and constitutes one of the main contributions of this work.

In summary, the main contributions of this paper are:

1. A new framework to extract features suitable for out of sample predictions, which does not require to assume a causal model nor to know/observe all confounding variables.
2. A machinery based on the OTBP that on the one hand, gives interpretability, generality and a sound setting to the estimators and, on the other hand, leads to an invariant feature extractor in closed form.

The Gaussian/linear case considered in this article can be extended to general distributions and non-linear feature extractors, which will be pursued in a forthcoming article, as will extending the framework to allow various training environments with different observed features in each.

**Organization of the paper.** Section 2 presents an example to motivate the methodology developed in this work. Section 3 establishes the model we will deal with throughout the paper and the proposal’s main idea. Section 4 presents the new methodology, starting for expository reasons with the simplest case: one-dimensional response  $Y$  and observed confounder  $Z$  and joint multivariate Gaussian distribution for  $(Y, Z, X)$ ; surrogates  $S$  to replace  $Z$ , higher dimensions for  $Y, Z$  and  $W$  and categorical labels are presented in subsequent subsections, increasing the levels of complexity. Further extensions to general distributions and nonlinear feature extractors are left to a forthcoming paper. Section 5 establishes the theoretical foundations of the proposal, though a set of proofs that we skip along the exposition to enhance readability. Section 6 presents numerical experiments that illustrate and validate the proposal. In Section 7 we discuss possible extensions of the methodology to different scenarios.

**Notation.** The following notation is used throughout the paper:  $\|x\|$  denotes the Euclidean norm of a vector  $x$ ,  $A^\top$  stands for the transpose of a matrix  $A$ ,  $\text{tr}(A)$  for its trace and  $\|A\|_2 = \sqrt{\text{tr}(A^\top A)}$  for its Frobenius norm.  $I_d$  denotes the  $d$ -dimensional identity matrix. Given a random vector  $V \in \mathbb{R}^p$ ,  $\mathbb{E}(V) \in \mathbb{R}^p$  denote its mean vector and  $\Sigma_V \in \mathbb{R}^{p \times p}$  its covariance matrix. If  $U \in \mathbb{R}^s$  is another random vector,  $\Sigma_{VU} \in \mathbb{R}^{p \times s}$  denotes their covariance matrix, with  $\Sigma_{VU}(i, j) = \text{Cov}(V_i, U_j)$ . Finally, the symbols  $\perp\!\!\!\perp$  and  $\perp$  denote independence and uncorrelatedness respectively.

## 2 Toy example

Consider the following toy example, which mimics the spirit of Example 1 in [4], with structural equation model

$$(Z, Y) \leftarrow \text{Gaussian}(0, \Sigma_\rho), \quad X_1 \leftarrow Z + \text{Gaussian}(0, \sigma_1^2), \quad X_2 \leftarrow Y - Z + \text{Gaussian}(0, \sigma_2^2),$$



where  $\Sigma_\rho$  is a covariance matrix for  $(Z, Y)$  with  $\text{Var}(Z) = \text{Var}(Y) = 1$  and  $\text{Cov}(Z, Y) = \rho$ , making the joint distribution of  $(Y^e, Z^e, X^e)$  depend on the environment  $e$  through the correlation  $\rho(e)$ . We observe  $(z_i, y_i, (x_1, x_2)_i)_{i=1}^n$  drawn from a joint source distribution, characterized by  $(\Sigma_{\rho(e_0)}, \sigma_1^2, \sigma_2^2)$ . The linear combination

$$W = X_1 + X_2 \quad \text{satisfies} \quad W \perp\!\!\!\perp Z \mid Y,$$

and is therefore invariant to changes in  $\rho$ .

By contrast,  $X_1$  is predictive of  $Y$  only through the confounder  $Z$ . When  $|\rho(e_0)|$  is large,  $X_1$  can yield strong predictive performance in sample, but that prediction will not generalize to the target environment if this has a different  $\rho$ , all the way to  $\rho = 0$ , where  $Y$  and  $Z$  are independent.

This toy example shows how exploiting environment-specific correlations can lead to unstable predictors, while enforcing conditional invariance yields features that generalize across environments.

### 3 The model and main ideas

Consider the random vector  $(Y, Z, X) \in \mathbb{R}^{d_y} \times \mathbb{R}^{d_z} \times \mathbb{R}^{d_x}$  and recall that  $(Y^e, Z^e, X^e)$  stands for the outcome of the some experiment at the environment  $e \in \mathcal{E}$ . We assume that neither the marginal distribution of  $Y$  nor the conditional distribution of  $X$  given  $(Y, Z)$  depend on the environment  $e$ . Namely, if  $p_e(y, z, x)$  stands for the joint distribution of  $(Y^e, Z^e, X^e)$ , we assume that it can be factorized as

$$p_e(y, z, x) = p(y)p_e(z \mid y)p(x \mid z, y), \quad \text{for any } e \in \mathcal{E}. \quad (1)$$

A family of distributions satisfying this factorization, which does not imply an associated structural model, is called a nuisance varying model [17] (we will generalize this factorization in Section 4.2, incorporating a contextual variable  $S \in \mathbb{R}^{d_s}$ , useful when  $Z$  is unknown or unobserved)

We seek a feature  $W = f(X) \in \mathbb{R}^d$  of externally provided dimension  $d$ , that is as informative on  $Y$  as possible but it is also as independent of  $Z$  as possible *conditioned on*  $Y$  for the source distribution  $p_{e_0}$ :

$$W \perp\!\!\!\perp Z \mid Y, \quad (2)$$

a condition equivalent to both

$$W \mid Y, Z \sim W \mid Y \quad \text{and} \quad Z \mid Y, W \sim Z \mid Y \quad (3)$$

[6], meaning that, unlike  $X$ ,  $W$  should not contain more information on  $Z$  than what is already contained in  $Y$ . It follows from (1) and (3) that the joint distribution of  $(W, Y)$  is also independent of the environment, since both  $p(y)$  and  $p(w|y) = p(f(x)|y, z)$  are. Then it is enough to enforce conditional invariance on the known source distribution  $e_0$ , making  $W$  well-suited for out-of-distribution predictions.

To quantify the predictive capability of  $W$  for  $Y$ , we consider different criteria depending on the nature of  $Y$ . For jointly Gaussian variables, we measure the relative error associated with



the best linear predictor of  $Y$  based on  $W$ , whose minimization is equivalent to maximizing the correlation between the predictor and the response. When  $Y$  is categorical, we seek a projection that maximizes the distance between the conditional distributions of  $W$  given each class label  $Y = y$ . These two approaches are presented in details in sections 4.3 and 4.4.

### 3.1 Introducing a framework based on optimal transport

In this section we show how the optimal transport barycenter problem, in its Monge formulation proposed in [21] and [12], provides a general framework to enforce conditional invariance and predictive sufficiency.

In order to implement (2), we make use of the fact, established in Lemma 4, that

$$W \perp\!\!\!\perp Z \mid Y \Rightarrow W \perp\!\!\!\perp Z_Y,$$

where  $Z_Y = T(Z, Y)$  is the solution to the optimal transport barycenter problem

$$Z_Y = \arg \min_{U=\tilde{T}(Z,Y)} \mathbb{E}[c(Z, U)] \quad \text{s.t. } U \perp\!\!\!\perp Y. \quad (4)$$

Here  $c(\cdot, \cdot)$  is a pairwise cost function, for which we adopt the squared Euclidean norm

$$c(x, y) = \frac{1}{2} \|y - x\|^2.$$

Throughout this article,  $T(Z, Y)$  denotes the solution to the (OTBP) in (4), interpreted as  $Z$  stripped of the effect of  $Y$ . In other words,  $T$  is the map with minimal cost that removes from  $Z$  any variability attributable to  $Y$ . As discussed in [12], for smooth conditional distributions, this problem coincides with the Wasserstein barycenter problem: if  $\mu_y$  denotes the conditional distribution of  $Z \mid Y = y$ , then the distribution  $\mu^*$  of  $Z_Y = T(Z, Y)$  solves the corresponding Wasserstein barycenter problem:

$$\mu^* = \arg \min_{\mu} \mathbb{E}[W_2^2(\mu_Y, \mu)], \quad W_2^2(\rho, \nu) = \inf_{\xi \in \Pi(\rho, \nu)} \mathbb{E}_{(U, V) \sim \xi} (\|U - V\|^2),$$

where  $\Pi(\rho, \nu)$  is the set of joint distributions having  $\rho$  and  $\nu$  as marginals. Moreover,

$$\mathbb{E}[W_2^2(\mu_Y, \mu^*)] = \mathbb{E}[c(Z, Z_Y)].$$

Then we relax our starting condition (2) to

$$W \perp\!\!\!\perp Z_Y,$$

much more straightforward to implement and equivalent to (2) for Gaussian distributions (Lemma 3).

The optimal transport may be also use to quantify the predictive capability of  $W$  for  $Y$ . When  $Y$  is continuous,  $Y_W = T(Y, W)$  quantifies how much  $W$  can explain the variability in  $Y$  by means of

$$\mathbb{D}(Y, W) = \mathbb{E}[c(Y, Y_W)],$$



since the larger the share of the variability in  $Y$  that  $W$  can explain, the more costly it becomes to remove from  $Y$  that variability by moving  $Y$  to  $Y_W$  (if  $W$  does not explain  $Y$  much, then the distribution of  $Y \mid W = w$  is close to the one of  $Y$ : knowing the value of  $W$  does not change much the distribution of  $Y$ ; conversely, if  $W$  explains  $Y$  to a large extent, the distribution of  $Y \mid W = w$  changes drastically for different values of  $w$  and hence the cost  $c(Y, Y_W)$  is large.)

When the outcome  $Y$  is categorical, we can use the cost of the reciprocal optimal transport  $W_Y = T(W, Y)$ ,

$$\mathbb{D}(W, Y) = \mathbb{E}[c(W, W_Y)],$$

which extends the notion of variance to sets of distributions equipped with the Wasserstein distance. Again, high values of  $\mathbb{D}(W, Y)$  reflect a strong discriminative capability of  $W$  for classification.

## 4 Methodology for the Gaussian case

In the Gaussian/linear case, one simple objective function with closed form solution covers nearly all instances of the proposed methodology. However, for clarity in the exposition, rather than presenting the full methodology at once, we build it gradually, starting from its simplest instance and incorporating one element of additional complexity at a time. Also for clarity, throughout this gradual development we make a number of statements without proof; these are all proved in Section 5.

We omit the subscript  $e_0$  for the training environment in the random variables  $Y^{e_0}, Z^{e_0}, X^{e_0}$ . All statements involving probabilities, independence or conditional independence, refer to  $p_{e_0}$ . We assume now that under  $p_e$ ,  $(Y, Z, X)$  follows a multivariate Gaussian distribution. We seek a linear reduction  $W = A^\top(X - \mathbb{E}[X])$ , with  $A \in \mathbb{R}^{d_x \times d}$ , and a linear prediction for  $Y$  based on  $W$ . Since any invertible function of  $W$  is equivalent to  $W$  for prediction purposes, we require that  $\text{Cov}(W_i, W_j) = \delta_{ij}$ . The Gaussian assumption renders many calculations explicit and, as we shall see, leads to a close expression for  $W$ .

When  $(Y, Z)$  is Gaussian, the barycenter  $Z_Y = T(Z, Y)$ , coincides with the residual of linear regression, except for the intercept,

$$T(Z, Y) = Z - \Sigma_{ZY}\Sigma_Y^{-1}(Y - \mathbb{E}(Y)) = r(Z, Y) + \mathbb{E}(Z),$$

where  $r(Z, Y)$  is the linear residual of  $Z$  with respect to  $Y$ .

Under the Gaussian assumption, the implication established in (3.1) goes both ways,

$$W \perp\!\!\!\perp Z \mid Y \Leftrightarrow W \perp\!\!\!\perp Z_Y$$

(Lemma 5). So in this case using (3.1) in lieu of (2) involves no relaxation at all.

In order to present the results in their simplest form, we center and normalize the data under  $p_{e_0}$ , writing  $\tilde{X} = \Sigma_X^{-\frac{1}{2}}(X - \mathbb{E}[X])$  and  $\tilde{A} = \Sigma_X^{\frac{1}{2}}A$ . Then  $W = \tilde{A}^\top \tilde{X}$  and the requirement that  $W^\top W = I_d$  translates into  $\tilde{A} \tilde{A}^\top = I_d$ . We also write  $\tilde{Y} = \Sigma_Y^{-\frac{1}{2}}(Y - \mathbb{E}[Y])$ ,  $\tilde{Z} = \Sigma_Z^{-\frac{1}{2}}(Z - \mathbb{E}[Z])$  and  $\tilde{S} = \Sigma_S^{-\frac{1}{2}}(S - \mathbb{E}[S])$ . Finally, for cleanliness, we make the replacements  $\tilde{A} \rightarrow A$ ,  $\tilde{X} \rightarrow X$ ,  $\tilde{Y} \rightarrow Y$ ,  $\tilde{Z} \rightarrow Z$  and  $\tilde{S} \rightarrow S$ .



## 4.1 One-dimensional response and confounder

Assume now that both  $Z, Y$  are in  $\mathbb{R}$  and we seek a one dimensional reduction  $W$ . Then  $A \rightarrow a \in \mathbb{R}^{d_x}$ ,  $W = a^\top X$ ,  $\|a\|^2 = 1$ , and the barycenter  $Z_Y = T(Z, Y)$  is given by the residual of linear regression:

$$Z_Y = Z - \Sigma_{ZY} Y.$$

Since  $W$  and  $Z_Y$  are jointly Gaussian, their degree of dependence can be measured by their correlation:  $W$  is independent of  $Z_Y$  iff  $\text{Corr}(W, Z_Y) = a^\top \Sigma_{X\tilde{Z}} = 0$ , where  $\tilde{Z} = \Sigma_{ZY}^{-1/2} Z_Y$ , so we seek to minimize  $(a^\top D)^2$ , where  $D = \Sigma_{X\tilde{Z}}$ , subject to  $\|a\|^2 = 1$ .

Let us now turn our attention to the requirement that  $W$  should be maximally informative on  $Y$ . In the Gaussian case, maximizing  $\mathbb{D}(Y, W)$  over  $W$  is equivalent to requiring that  $W$  and  $Y$  be maximally correlated, that is,

$$\max_a (\text{corr}(W, Y))^2 = (a^\top C)^2, \quad \text{where } C = \Sigma_{XY}.$$

Notice that this is also equivalent to minimizing the expected square error of the regression of  $Y$  against  $W$ , since

$$\mathbb{E}[(Y - \Sigma_{YW} W)^2] = 1 - (\text{corr}(W, Y))^2.$$

Combining our two goals, predictive sufficiency and conditional invariance, into a single objective function yields the problem

$$a^* = \arg \max_{\|a\|^2=1} L_\lambda(a)$$

where

$$L_\lambda(a) = (1 - \lambda) (a^\top C)^2 - \lambda (a^\top D)^2, \quad 0 \leq \lambda < 1. \quad (5)$$

The parameter  $\lambda$  quantifies the relative weight attached to the two goals, with  $\lambda = 0$  yielding the OLS solution. The two terms in  $L_\lambda$  admit a geometrical interpretation: the first one is maximized when  $a$  is aligned with  $C = \Sigma_{XY}$ , while the second one is minimized when  $a$  is orthogonal to  $D = \Sigma_{X\tilde{Z}}$ , so maximizing  $L_\lambda$  yields a vector that balances (as quantified by  $\lambda$ ) being parallel to  $C$  and orthogonal to  $D$ . Such vector must lie in the plane spanned by  $C$  and  $D$ , so it is fully determined by one angle.

Better still, problem (5) can be solved in closed form (Theorem 9). Its solution  $a^*$  is the normalized eigenvector corresponding to the largest eigenvalue of the rank two, symmetric matrix

$$H = (1 - \lambda) CC^\top - \lambda DD^\top.$$

Since typically one only has access to a sample  $(y_i, z_i, x_i)$ ,  $i = 1, \dots, n$  drawn from the source distribution  $p_{e_0}$ , we use this to estimate the optimal direction through a plug in procedure, replacing the expected values that define  $C$  and  $D$  by empirical means. Having found  $a^*$  and hence  $W$ , we predict out of sample with the coefficient of the linear regression of  $Y$  on  $W$ .



## 4.2 Unknown confounding factor and observed contextual variable

The procedure developed above uses measurements of the confounding variable  $Z$  in the training population. In real scenarios though, one often does not even know what the confounding variables are, forget about measuring them; one is merely aware that such variables may exist. To address this issue, we extend our model to include an observed, *contextual variable*  $S$ . For illustration, consider the following triplet  $(Z, S, Y)$  and observed features  $(X_1, X_2)$ :

$$(Z, S, Y) \leftarrow \text{Gaussian}(0, \Sigma_e), \quad X_1 \leftarrow Z + \text{Gaussian}(0, \sigma_1^2), \quad X_2 \leftarrow Y - Z + \text{Gaussian}(0, \sigma_2^2),$$

with the same structural equations for the observed variables  $(X_1, X_2)$  as in Section 2, but with confounder  $Z$  not observed, leaving us  $S$  to use as a surrogate.

We postulate that

$$X \mid (Y, Z, S) \sim X \mid (Y, Z), \quad \text{for all possible distribution } p_e \quad (6)$$

and assume the following factorization for the joint distribution  $p_e$ :

$$p_e(y, z, s, x) = p(y)p_e(z, s \mid y)p(x \mid z, y), \quad \text{for any } e \in \mathcal{E}.$$

Note that, integrating over  $s$ , we recover model (1) for  $(Y, Z, X)$ . We use  $S$  as a surrogate for  $Z$ , requiring  $S$ , not  $Z$ , to be independent of  $W$  conditioned on  $Y$ :

$$W \perp\!\!\!\perp S \mid Y.$$

To justify this requirement, notice first that it does not impose any additional constraint on  $W$ , since, under condition (6), Lemma 2 establishes that

$$W \perp\!\!\!\perp Z \mid Y \Rightarrow W \perp\!\!\!\perp S \mid Y.$$

Thus the condition that  $W \perp\!\!\!\perp S \mid Y$  is a relaxation of  $W \perp\!\!\!\perp Z \mid Y$ . Moreover, Theorem 3 shows that if the correlation between  $Z$  and  $S$  does not vanish, then we also have

$$W \perp\!\!\!\perp S \mid Y \Rightarrow W \perp\!\!\!\perp Z \mid Y,$$

making our replacement not a relaxation at all, just an equivalent -but implementable- requirement. In view of this, it is clear how to proceed. We pose again the problem in (5), with  $C = \Sigma_{XY}$  as before but with  $D = \Sigma_{XS}$ ; the optimal solution  $a^*$  adopts the same closed form. In what follows, we continue to use the surrogate  $S$  in lieu of the confounder  $Z$ , adding to  $S$  all observable components of  $Z$ .

## 4.3 Multivariate variables and labels

Extending the methodology to account for more than one variable of each type, we have  $Z \in \mathbb{R}^{d_z}$ ,  $S \in \mathbb{R}^{d_s}$  and  $Y \in \mathbb{R}^{d_y}$ , while the dimension  $d$  of the linear reduction  $W$  is chosen by the practitioner. Thus  $W = A^\top X$ , with  $A^\top A = \text{I}_d$ . The reason to consider all components



of  $Y$  at once and not one at a time, as beholds linear regression, is that we seek a single set of optimal features  $W \in \mathbb{R}^d$  to predict them all, in a causal instance of dimensionality reduction, with  $d \leq \min(d_y, d_x)$ .

When  $(Y, S) \in \mathbb{R}^{d_y \times d_s}$  is Gaussian and centered, the barycenter  $S_Y = T(S, Y)$  still agrees with the residual of linear regression,

$$S_Y = T(S, Y) = Y - \Sigma_{SY}Y.$$

We will enforce the conditional independence between  $W$  and  $S$  given  $Y$  through the minimization of  $\mathcal{C}(W, T(S, Y))$ , where  $\mathcal{C}(U, V)$  is proportional to the squared Frobenius norm of the covariance of the standardized variables, playing the role of correlation in the multidimensional case: for any random vectors  $U \in \mathbb{R}^{d_u}$  and  $V \in \mathbb{R}^{d_v}$ , we define

$$\mathcal{C}(U, V) = \frac{1}{\delta_{uv}} \|\Sigma_U^{-1/2} \Sigma_{UV} \Sigma_V^{-1/2}\|_2^2, \quad \delta_{uv} = \min(d_u, d_v).$$

The same functional applied to  $W$  and  $Y$  quantifies the predictive capability of  $W$ , since

$$\mathbb{E}[\|Y - \beta W\|^2] = d_y - \delta_{wy} \mathcal{C}(W, Y), \quad \beta = \Sigma_{YW},$$

as shown in Lemma 8.

Then, for each fixed  $\lambda \in (0, 1)$ , the full problem reads

$$\max_{A^\top A = \mathbf{I}_d} L(A) = \frac{1 - \lambda}{\delta_{wy}} \|A^\top C\|_2^2 - \frac{\lambda}{\delta_{ws}} \|A^\top D\|_2^2, \quad C = \Sigma_{XY}, \quad D = \Sigma_{X\tilde{S}},$$

where  $\tilde{S} = \Sigma_{SY}^{-\frac{1}{2}} (S_Y - \mathbb{E}[S_Y])$ . Theorem 9 solves this problem in closed form: the optimal  $A$  has as columns the normalized eigenvectors of  $H = \frac{1 - \lambda}{\delta_{wy}} CC^\top - \frac{\lambda}{\delta_{ws}} DD^\top$  corresponding to its  $d$  largest eigenvalues.

Notice that we do not need to pick the desired number of features  $d$  before hand: we can base this choice on the decay of the eigenvalues of  $H$ , or alternatively, when some labels for the target distribution are available, on cross-validation, which is rendered particularly economical by the fact that the solution is computed at once for all values of  $d$ .

## 4.4 Categorical labels

We have so far addressed real outcomes  $Y$ , yet many applications require the prediction of categorical labels, discrete random variables  $Y$  taking values in  $\{y_1, \dots, y_k\}$ . It turns out that with only slight variations, the proposed methodology applies to such discrete labels as well. The methodology selects a linear dimension reduction, after which any classification method can be trained with source data and used at the target distribution.

The first variation regards the solution of the optimal transport barycenter problem. When the conditional distributions  $S|Y$  are Gaussian,  $s \sim \mathcal{N}(\mu_y, \Sigma_y)$ , their barycenter is also Gaussian with mean  $\mathbb{E}(S)$  and covariance matrix given by the only positive definite matrix  $\Sigma$  satisfying the equation  $\Sigma = \sum_y p_Y(y) (\Sigma^{1/2} \Sigma_y \Sigma^{1/2})^{1/2}$  [1, 2], and the solution to the optimal



transport barycenter problem is

$$S_Y = T(S, Y) = \Sigma^{1/2} \Sigma_Y^{-\frac{1}{2}} (S - \mu_Y) + \mathbb{E}(S), \quad \text{so} \quad \tilde{S} = \Sigma_Y^{-\frac{1}{2}} (S - \mu_Y).$$

After this, the penalization of conditional dependence between  $W$  and  $S$  by means of the correlation between  $S_Y$  and  $W$  adopts the same form as before,

$$\|A^\top D\|_2^2, \quad \text{with} \quad D = \Sigma_{X\tilde{S}}.$$

A natural approach to quantifying the explanatory power of  $W$  on  $Y$  is to assess how much the conditional distributions  $W \mid Y = y_j$  differ among the  $\{y_j\}$ . To this end, we maximize over  $A$  a measure of explanatory power defined by the cost of the OTBP,

$$\mathbb{D}(W, Y) = \mathbb{E}[c(W, W_Y)],$$

which extends the notion of variance to the space of probability distributions.

Assuming that  $W \mid Y$  has a Gaussian distribution with uniform covariance matrix, the setting underlying linear discriminant analysis, we have that

$$W_Y = T(W, Y) = W - \mathbb{E}[W \mid Y] + \mathbb{E}[W],$$

and so

$$\mathbb{D}(W, Y) = \sum_j p(y_j) \left\| \mathbb{E}[W \mid Y = y_j] - \mathbb{E}(W) \right\|^2 = \|A^\top C\|_2^2,$$

where column  $j$  of  $C$  is given by  $\sqrt{p(y_j)} (\mathbb{E}[X \mid Y = y_j] - \mathbb{E}(X))$ . Then, in this new setting, our problem adopts the same form as before:

$$\arg \max_{A^\top A = \mathbf{I}_d} L(A) = \frac{1 - \lambda}{d} \|A^\top C\|_2^2 - \frac{\lambda}{\delta_{ws}} \|A^\top D\|_2^2, \quad \delta_{ws} = \min(d, d_s),$$

with identical closed form solution.

## 5 Theoretical grounding

This section develops the analytical foundation of the methodology, through a sequence of discussions and proofs, some applying to the general problem of label estimation in the presence of confounding variables, others restricted to Gaussian or categorical variables.

### 5.1 Conditional independence and contextual variables

We start with a justification of our procedure's main pillar, which allows us to replace the requirement that  $W$  not be confounded by  $Z$ , i.e. that  $W \mid (Y, Z) = W \mid Y$ , by the much more readably implementable uncorrelation between  $W$  and  $S_Y = T(S, Y)$ , where the contextual variables  $S$  act as surrogates for the confounders  $Z$ , plain uncorrelation replaces conditional independence and the barycenter  $S_Y$  can be computed off-line. The path to this statement comprises a few lemmas.



**Lemma 1.**

$$W \perp\!\!\!\perp Y, Z = W \perp\!\!\!\perp Y \Leftrightarrow W \perp\!\!\!\perp Z \mid Y.$$

*Proof.*  $p(W, Z \mid Y) = p(W \mid Z, Y)p(Z \mid Y)$  and  $W \perp\!\!\!\perp Z \mid Y \Leftrightarrow p(W, Z \mid Y) = p(W \mid Y)p(Z \mid Y)$ , so

$$W \perp\!\!\!\perp Z \mid Y \Leftrightarrow p(W \mid Z, Y) = p(W \mid Y)$$

□

**Lemma 2.** *Let  $(Y, S, Z, W)$  be a random vector. If  $W \perp\!\!\!\perp S \mid (Y, Z)$  and  $W \perp\!\!\!\perp Z \mid Y$ , then  $W \perp\!\!\!\perp S \mid Y$ .*

*Proof.* Because of the conditional independence between  $W$  and  $S$  given  $(Y, Z)$ ,

$$\begin{aligned} \mathbb{E}(g(W)h(S) \mid Y) &= \mathbb{E}(\mathbb{E}(g(W)h(S) \mid (Y, Z)) \mid Y) = \\ &= \mathbb{E}(\mathbb{E}(g(W) \mid (Y, Z)) \mathbb{E}(h(S) \mid (Y, Z)) \mid Y) = \mathbb{E}(g(W) \mid Y) \mathbb{E}(h(S) \mid Y). \end{aligned}$$

□

It follows that the condition that  $W \perp\!\!\!\perp S \mid Y$  is a relaxation of  $W \perp\!\!\!\perp Z \mid Y$ . The following lemma quantifies to what degree this relaxes the original constraint when  $W$  is linear in  $Z$ . This is the case in our examples, since we adopt for  $W$  a linear function of  $X$ , and  $(X, Z) \mid Y$  is Gaussian, so  $X$  depends on  $Z$  only through the conditional expectation  $\mathbb{E}[X \mid Z, Y]$ , which is linear in  $Z$ .

**Lemma 3.** *If  $W = B(Y)Z + \tilde{W}$ , where  $B(Y) \in \mathbb{R}^{d \times d_z}$  and  $\tilde{W} \in \mathbb{R}^d$  is a random variable that may depend on  $Y$  but is conditionally independent of  $S$  and  $Z$  given  $Y$ , we have*

1. *For all values of  $Y$  for which the nullspace of the conditional covariance  $\Sigma_{SZ}(Y) = \mathbb{E}[(S - \mathbb{E}[S])Z^\top \mid Y]$  contains only the zero vector,*

$$W \perp\!\!\!\perp S \mid Y \Rightarrow W \perp\!\!\!\perp Z \mid Y.$$

2. *More generally, if  $W \perp\!\!\!\perp S \mid Y$ , then  $W$  can only be conditionally dependent on the projection of  $Z$  onto the nullspace of  $\Sigma_{SZ}(Y)$ , i.e.*

$$W \perp\!\!\!\perp S \mid Y \Rightarrow W \perp\!\!\!\perp P(Z) \mid Y,$$

where  $P(Z)$  is the projection of  $Z$  onto the subspace orthogonal to the nullspace of  $\Sigma_{SZ}(Y)$ , i.e. onto the range of  $\Sigma_{ZS}(Y)$ .

*Proof.*

$$\begin{aligned} W \perp\!\!\!\perp S \mid Y \Rightarrow 0 &= \text{Cov}(S, W \mid Y) = \text{Cov}(S, B(Y)Z + \tilde{W} \mid Y) \\ &= \text{Cov}(S, B(Y)Z \mid Y) + \text{Cov}(S, \tilde{W} \mid Y) = \Sigma_{SZ}(Y)B(Y)^\top. \end{aligned}$$



It follows that, if the nullspace of  $\Sigma_{SZ}(Y)$  is trivial,  $B(Y) = 0$ , so  $W = \tilde{W}$ , which is by assumption conditionally independent of  $(S, Z)$  given  $Y$ , so  $W \perp\!\!\!\perp S \mid Y \Rightarrow W \perp\!\!\!\perp Z \mid Y$ .

More generally, let  $N(Y) := \text{Null}(\Sigma_{SZ}(Y)) \subset \mathbb{R}^{d_z}$ . Since  $B(Y)^\top$  belongs to  $\mathcal{N}(Y)$ ,  $B(Y)$  annihilates the orthogonal complement  $\mathcal{N}(Y)^\perp$ . Writing

$$Z = P_{\mathcal{N}_y}(Z) + (I - P_{\mathcal{N}_y})Z,$$

where  $P_{\mathcal{N}_y}$  denote the orthogonal projection onto  $\mathcal{N}(Y)$ , we have  $B(Y)Z = B(Y)P_{\mathcal{N}_y}(Z)$ , and therefore

$$W = B(Y)P_{\mathcal{N}_y}(Z) + \tilde{W}.$$

Thus  $W$  depends on  $Z$  only through its projection  $P_{\mathcal{N}_y}(Z)$ . □

The requirement that  $W \perp\!\!\!\perp S \mid Y$  could be difficult to implement. The following two lemmas justify replacing it by a more easily implementable requirement:

**Lemma 4.**

$$W \perp\!\!\!\perp S \mid Y \Rightarrow W \perp\!\!\!\perp S_Y, \quad S_Y = T(S, Y).$$

*Proof.* Since  $W \perp\!\!\!\perp S \mid Y$  and conditional independence is preserved under measurable transformations of  $S$ ,

$$W \perp\!\!\!\perp S_Y \mid Y,$$

so for all bounded measurable functions  $f, g$ ,

$$\mathbb{E}[f(W)g(S_Y) \mid Y] = \mathbb{E}[f(W) \mid Y] \mathbb{E}[g(S_Y) \mid Y] \quad \text{a.s.}$$

But  $S_Y \perp\!\!\!\perp Y$  by definition of the barycenter, so

$$\mathbb{E}[g(S_Y) \mid Y] = \mathbb{E}[g(S_Y)] \quad \text{a.s.},$$

which replaced into the previous expression and taking its expectation over  $Y$  gives

$$\mathbb{E}[f(W)g(S_Y)] = \mathbb{E}[\mathbb{E}[f(W)g(S_Y) \mid Y]] = \mathbb{E}[\mathbb{E}[f(W) \mid Y]] \mathbb{E}[g(S_Y)].$$

Using the tower property,

$$\mathbb{E}[\mathbb{E}[f(W) \mid Y]] = \mathbb{E}[f(W)],$$

so we obtain

$$\mathbb{E}[f(W)g(S_Y)] = \mathbb{E}[f(W)] \mathbb{E}[g(S_Y)]$$

for all bounded measurable  $f, g$ , i.e.  $W \perp\!\!\!\perp S_Y$ . □

This lemma shows that the condition that  $W \perp\!\!\!\perp S_Y$  is a relaxation of  $W \perp\!\!\!\perp S \mid Y$ . Since solving the optimal transport barycenter problem for  $S_Y = T(S, Y)$  involves only the data, not the unknown  $A$ , it can be performed off-line. Generally, plain independence is easier to enforce than conditional independence.



**Lemma 5.** *If  $(S, W)|Y$  is Gaussian, then the reciprocal implication also holds:*

$$W \perp\!\!\!\perp S_Y \Rightarrow W \perp\!\!\!\perp S | Y.$$

*Proof.* For Gaussian variables, independence is equivalent to un-correlation, so we only need to prove that

$$W \perp\!\!\!\perp S_Y \Rightarrow W \perp S | Y.$$

From lemma 7 below,

$$S = S_Y + \mathbb{E}[S|Y] - \mathbb{E}[S],$$

which together with  $S_Y \perp\!\!\!\perp Y$  and  $W \perp S_Y$  implies that  $W$  is un-correlated to  $S$  for any fixed value of  $Y$ .  $\square$

This lemma shows that, for conditionally Gaussian variables, replacing  $W \perp\!\!\!\perp S | Y$  by  $W \perp\!\!\!\perp S_Y$  involves no relaxation at all. In addition, for jointly Gaussian variables,  $S_Y = T(S, Y)$  is particularly easy to compute:

**Lemma 6.** *If the joint distribution of  $(S, Y)$  is Gaussian, then the solution  $S_Y = T(S, Y)$  of the optimal transport barycenter problem under the quadratic cost  $c(x, y) = \frac{1}{2}\|y - x\|^2$  agrees with the remainder of the linear regression of  $S$  against  $Y$ , except for the intercept,*

$$S_Y = T(S, Y) = S - \Sigma_{SY}\Sigma_Y^{-1}(Y - \mathbb{E}(Y)).$$

This lemma is a particular case of a more general statement:

**Lemma 7.** *Consider a random vector  $(S, Y)$  satisfying a regression model where the conditional distribution of  $S|Y$  depends on  $Y$  only through its mean, i.e.,*

$$S = \mathbb{E}[S|Y] + \varepsilon, \quad \varepsilon \perp\!\!\!\perp Y,$$

*then the solution  $S_Y = T(S, Y)$  of the optimal transport barycenter problem under the quadratic cost  $c(x, y) = \frac{1}{2}\|y - x\|^2$  is given by*

$$S_Y = T(S, Y) = S - \mathbb{E}[S|Y] + \mathbb{E}[S].$$

*(Lemma 6 follows, since in the Gaussian case,  $\mathbb{E}[S|Y] = \mathbb{E}[S] + \Sigma_{SY}\Sigma_Y^{-1}(Y - \mathbb{E}(Y))$ .)*

*Proof.* Since by assumption,  $S_Y$  is independent of  $Y$ , writing any other  $\tilde{T}(S, Y) \perp\!\!\!\perp Y$  in the form

$$\tilde{T}(S, Y) = S_Y + \hat{T}$$



requires that  $\mathbb{E}[\hat{T}|Y] = \mathbb{E}[\hat{T}]$ , for otherwise we would have  $\mathbb{E}[\tilde{T}|Y] \neq \mathbb{E}[\tilde{T}]$ , contradicting the independence between  $\tilde{T}$  and  $Y$ . Then

$$\begin{aligned}\mathbb{E}[c(S, \tilde{T}(S, Y))] &= \mathbb{E}[\|S_Y + \hat{T} - S\|^2] \\ &= \mathbb{E}[\|\hat{T} - \mathbb{E}[S|Y] + \mathbb{E}[S]\|^2] \\ &= \mathbb{E}[\|\mathbb{E}[S|Y] - \mathbb{E}[S]\|^2] + \mathbb{E}[\|\hat{T}\|^2],\end{aligned}$$

which is minimized when  $\hat{T} = 0$ . □

Since for Gaussian variables, independence is equivalent to uncorrelation, we conclude from this subsection that, when  $(W, Z, S)|Y$  is Gaussian,

$$W \mid (Y, Z) = W \mid Y \Rightarrow S_Y \perp W,$$

where  $S_Y = T(S, Y)$  has a simple closed-form expression, and the reciprocal implication also holds whenever  $\Sigma_{ZS}$  has full range. In the latter case,  $S_Y \perp W$  is fully equivalent to the un-confoundedness of  $W$ , not just a practical relaxation.

## 5.2 Quantifying correlation and explainability between two sets of variables

Our work so far has led us to require uncorrelation between variables. Yet our procedure, rather than enforcing zero correlation, penalizes correlation. There are at least two reasons for this choice. One is to address situations where the subspace of linear functions of  $X$  uncorrelated to  $S$  has dimension smaller than  $d$ . The other is that we seek a balance between conditional invariance and predictive sufficiency: we may very well choose to keep some dependence on  $Z$  in  $W$ , provided that its contribution to reducing the variance of the prediction out-weights its biasing effect.

If  $S$  and  $Y$  are scalar variables, we can simply penalize the square of their correlation. When they are vectorial though, the correlation between pairs of components of  $S$  and  $Y$  make up a matrix. We could simply add the squares of the individual correlations between  $Y_i$  and  $S_j$ , but this construction is not invariant under linear transformations, which is why we define, as a measure of correlation between two vectorial variables, the quantity  $\mathcal{C}(S, Y)$  in (4.3), invariant under invertible linear transformations of  $S$  and  $Y$ .

We also adopt  $\mathcal{C}(W, Y)$  as a measure of the goodness of  $W$  as a predictor for  $Y$ . An alternative quantification of the correlation between  $W$  and  $Y$  uses not the Frobenius norm  $\|E[\tilde{W}\tilde{Y}^\top]\|_2$  but the two-norm  $\|E[\tilde{W}\tilde{Y}^\top]\|$ , corresponding to the largest correlation between pairs of vectors in the subspaces spanned by  $W$  and  $Y$ . We adopt the Frobenius norm because it enables  $\mathcal{C}(W, Y)$  to generalize to higher dimensions the usual interpretation of  $\rho^2$  as quantifying the amount of variation explained by a linear regression, as established in the next result.

**Lemma 8.** *Let  $Y \in \mathbb{R}^{d_y}$  and  $W \in \mathbb{R}^d$  be random vectors, with  $\mathbb{E}[Y] = 0$ ,  $\mathbb{E}[W] = 0$  and*



$\mathbb{E}[YY^\top] = I_{d_y}$ . Then,

$$\min_{\beta} \mathbb{E} [\|Y - \beta W\|^2] = d_y - \delta \mathcal{C}(W, Y), \quad \text{with} \quad \beta = \Sigma_{YW} \Sigma_W^{-1}, \quad \delta = \min(d, d_y).$$

*Proof.* Recall that, for any vector  $a \in \mathbb{R}^p$ ,  $\|a\| = \text{tr}(aa^\top)$ . Then

$$\begin{aligned} \mathbb{E} [\|Y - \beta W\|^2] &= \mathbb{E} [\text{tr} \{ (Y - \beta W) (Y^\top - W^\top \beta^\top) \}] \\ &= \text{tr} \{ \Sigma_Y - \beta \Sigma_{WY} - \Sigma_{YW} \beta^\top + \beta \Sigma_W \beta^\top \} \\ &= \text{tr} \{ \Sigma_Y - \Sigma_{YW} \Sigma_W^{-1} \Sigma_{WY} \} \\ &= d_y - \left\| \Sigma_W^{-1/2} \Sigma_{WY} \right\|_2^2 = d_y - \delta \mathcal{C}(W, Y) \end{aligned}$$

□

This lemma can be easily extended so that it does not require  $Y$  to be normalized. Adopting for simplicity  $\Sigma_W = I_d$ , we have

$$\min_{\beta} \mathbb{E} [\|Y - \beta W\|^2] = \text{tr}(\Sigma_Y) - \|\Sigma_{WY}\|_2^2, \quad \beta = \Sigma_{YW},$$

so minimizing the squared error of the regression of  $Y$  against  $W$  is equivalent to maximizing the Frobenius norm of  $\Sigma_{WY}$ . Thus it is the user's choice whether to minimize the squared error of the regression of the original  $Y$ , of the normalized  $\tilde{Y}$  or of any function  $\mathcal{Y}$  of  $Y$  against  $W$ .

### 5.3 Closed-form solution to our problem

**Theorem 9.** *A solution  $A^*$  to the problem*

$$\max_{AA^\top = I_d} L = (1 - \lambda) \|A^\top C\|_2^2 - \lambda \|A^\top D\|_2^2$$

*has as columns the first  $d$  normalized eigenvectors of the matrix*

$$H = (1 - \lambda) CC^\top - \lambda DD^\top.$$

(Note that the general solution has  $A = QA^*$ , where  $Q$  is an arbitrary orthogonal square matrix.) Since  $H$  is symmetric but not positive definite, we define its “first” eigenvectors as those with corresponding largest eigenvalues with their sign considered, e.g.  $\mu_1 = 2 > \mu_2 = -3$ . In order to find them through the power method, it is enough to add to  $H$  a multiple of the identity large enough that  $H$  becomes non-negative definite.



*Proof.*

$$\begin{aligned}
L &= (1 - \lambda) \|A^\top C\|_2^2 - \lambda \|A^\top D\|_2^2 \\
&= \text{tr} \left\{ A^\top \left[ (1 - \lambda) C C^\top - \lambda D D^\top \right] A \right\} \\
&= \text{tr} \left\{ A^\top H A \right\} \\
&= \text{tr} \left[ A^\top \left( \sum_j \mu_j h_j h_j^\top \right) A \right],
\end{aligned}$$

where the  $\{\mu_j\}$  are the eigenvalues of  $H$  sorted in decreasing order, and the  $\{h_j\}$  are the corresponding orthonormal eigenvectors. Then

$$L = \text{tr} \left( \sum_j \mu_j a_j a_j^\top \right),$$

where  $a_j = A^\top h_j$  is the projection of  $h_j$  on the subspace spanned by the columns of  $A$ . It follows that  $L$  is maximized when this subspace agrees with the one spanned by  $\{h_1, \dots, h_d\}$ , proving the claim.  $\square$

## 6 Experimental validation

This section provides a minimal experimental validation of the proposed barycentric feature extractor.

### 6.1 Population experiment: covariance shifts and method comparison

We begin with a population-level experiment designed to compare the barycentric method with Anchor regression under controlled Gaussian covariance shifts. Working entirely at the population level allows us to isolate structural effects from sampling variability and to evaluate both methods on equal footing.

We consider the structural equation model

$$(Z, S, Y) \sim \mathcal{N}(0, \Sigma_\rho), \quad X_1 = Z + \varepsilon_1, \quad X_2 = Y - Z + \varepsilon_2,$$

with independent Gaussian noise terms. Source and target environments are generated by selecting admissible covariance triples from a finite grid.

For each source–target pair, both methods are tuned to minimize the target mean squared error (MSE). If the optimal tuning parameter is zero, the corresponding method reduces to ordinary least squares (OLS). Otherwise, we report the method achieving the lowest target error.

The barycentric reduction followed by OLS achieves the lowest target MSE in a substantial fraction of cases, outperforming both Anchor regression (considering  $S$  as the anchor) and



Table 1: Number of wins per method (target MSE).

Method	Anchor	Barycentric	OLS
Count	457	1020	900
Percentage	19.2%	42.9%	37.9%

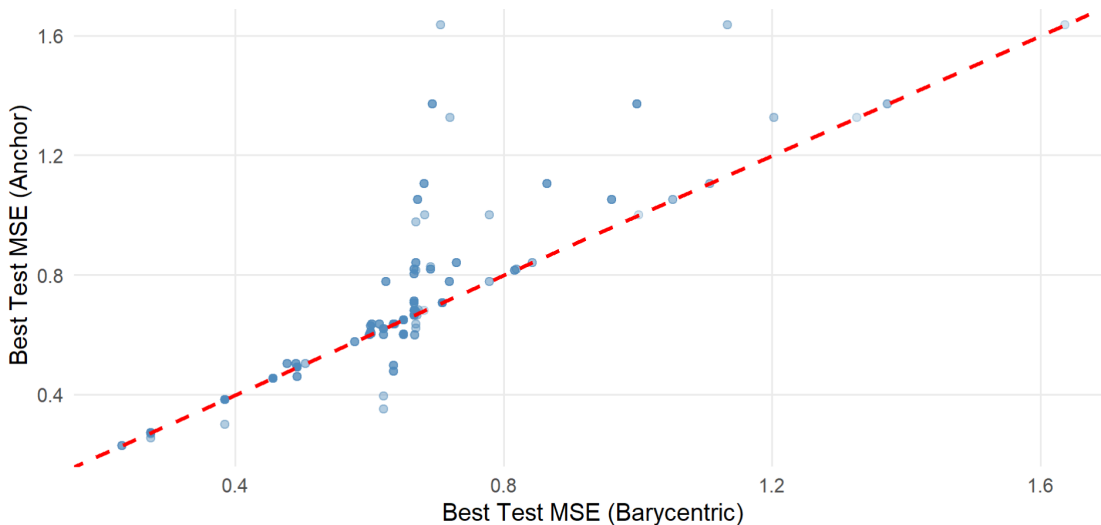


Figure 1: Scatterplot comparing the best target MSE achieved by the barycentric method (horizontal axis) and Anchor regression (vertical axis) across all valid source–target covariance pairs. The dashed diagonal marks the line  $MSE_{bar} = MSE_{anc}$ . Most points lie above this line, indicating that the barycentric reduction yields lower target error more frequently.

standard OLS in the majority of environments involving non-negligible covariance shifts.

Figure 2 shows the boxplot of the Frobenius distance between the source and target covariance matrices, revealing an intuitive structure. When source and target are close (small Frobenius distance), OLS typically wins, as expected in nearly i.i.d. settings. When environments differ substantially (large Frobenius distance), the barycentric method tends to dominate, reflecting its advantage in settings with strong distributional shift.

**Finite-sample experiment with multivariate variables.** To analyze the case in which the dimensions of  $Y$ ,  $S$ , and  $Z$  are larger than one, we investigate the structural effect of the regularization parameter  $\lambda$  on the invariance properties of the learned representation. Unlike the previous population experiment, this analysis is conducted in a finite-sample setting.

Throughout this experiment, we fix the dimensions to  $d_S = d_Z = d_Y = 2$ , while the observed feature dimension is set to  $d_X = 6$ . For each Monte Carlo repetition, we first generate a random positive definite covariance matrix  $\Sigma_{source}$  for the joint Gaussian vector  $(S, Z, Y)$ . A congruence transformation is then applied to enforce  $Cov(Y) = I$ , thereby ensuring that the distribution of  $Y$  is identical across environments, while preserving arbitrary cross-dependencies with  $S$  and  $Z$ . An independent covariance matrix  $\Sigma_{target}$  is generated in the same way, inducing a distribution shift in  $(S, Z)$  but not in  $Y$ .



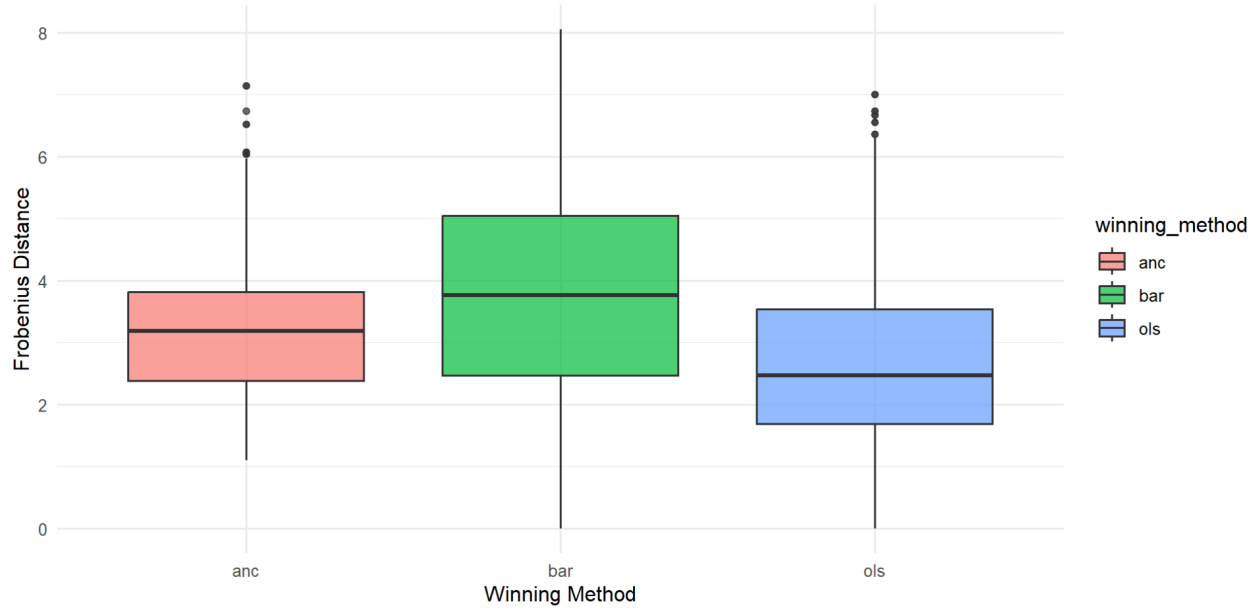


Figure 2: Frobenius distance between source and target covariance matrices, grouped by the method achieving the lowest target MSE. The pattern is intuitive: when source and target distributions are very similar (small Frobenius distance), OLS tends to win. As the shift grows, however, the barycentric method—which explicitly penalizes dependence on the barycentric residual—becomes increasingly advantageous, while Anchor occupies a small intermediate regime.



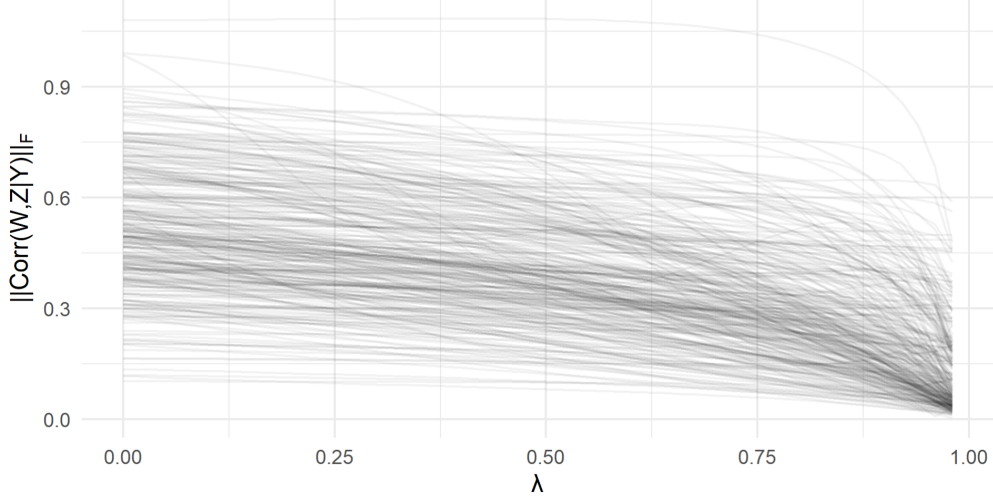


Figure 3: Conditional correlation curves  $\lambda \mapsto \|\text{Corr}(W_\lambda, Z | Y)\|_F$  over many independently generated environments. Despite random variation, all curves exhibit the same structural behaviour: a relatively flat region for small  $\lambda$  followed by a systematic decay and eventual approach to invariance as  $\lambda \rightarrow 1$ .

Given each covariance, finite samples are drawn and the observed variables are generated according to the structural model

$$X = AZ + BY + \varepsilon_X,$$

where the matrices  $A$  and  $B$  are fixed across environments and  $\varepsilon_X$  denotes independent Gaussian noise.

For each realization, the proposed method is applied over a grid of  $\lambda$  values, and we evaluate the conditional correlation between the learned feature representation and the transformed nuisance variables  $T(Z, Y)$ . Figure 3 reports the results across multiple independent realizations, showing that the conditional correlation systematically decreases as  $\lambda$  increases, thereby illustrating the effect of the regularization parameter on conditional invariance in the multivariate, finite-sample regime.

## 6.2 Best $\lambda$ under different Structural Shifts

To evaluate the stability of the proposed feature extractor, we conducted two independent simulation experiments, each consisting of 5,000 iterations. In both cases, the model was trained on a source distribution and evaluated on a target environment where the underlying correlation structure was modified through random perturbations. This setup represents a scenario where the relationships between variables are not perfectly preserved between source and target.

We defined the dimensions as  $d_S = 2, d_Z = 2, d_Y = 2$ , and  $d_X = 6$ . In each iteration, a target covariance matrix  $\Sigma_{\text{target}}$  was generated. We identified the optimal regularization parameter  $\lambda^*$  that minimizes the Mean Squared Error (MSE) on the target set. To ensure the results represent a meaningful gain, we only selected  $\lambda > 0$  if it provided at least a 0.5%



improvement over the standard OLS baseline; otherwise,  $\lambda$  was set to 0.

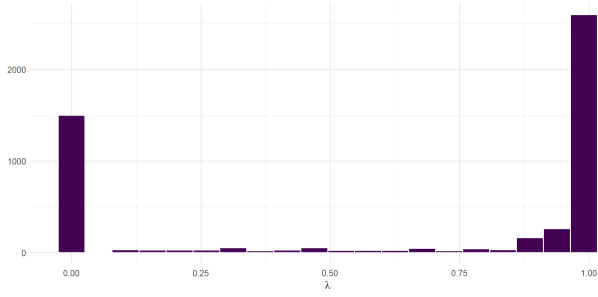


Figure 4: Distribution of the optimal  $\lambda$  in the first experiment.

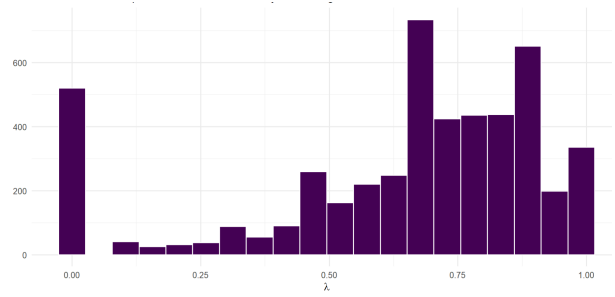


Figure 5: Distribution of the optimal  $\lambda$  in the second experiment.

As illustrated in Figures 4 and 5, the empirical distribution of  $\lambda^*$  exhibits a clear and consistent bimodality across both experiments. The peaks are concentrated at the boundaries of the interval, specifically at  $\lambda = 0$  and  $\lambda = 1$ . The mode at  $\lambda = 0$  corresponds to cases where the structural shift is negligible, meaning the source and target distributions remain sufficiently similar for OLS to perform well. Conversely, the significant mode at  $\lambda = 1$  highlights instances where maximal invariance is required to filter out spurious correlations and achieve optimal generalization. This persistent bimodal behavior confirms that the conditional independence penalty is a decisive factor in maintaining predictive performance under environmental changes.

## 7 Avenues for further development

The methodology developed in this article can be extended to more general scenarios, going well beyond the transfer learning between two environments of linear regression and classification under Gaussian assumptions. We sketch here briefly some of these extensions, which are the subject of current work.

### 7.1 Categorical contextual variables

In many applications, some or all available contextual variables  $S$  are categorical, with values in  $\{s_1, \dots, s_k\}$ . In order to use categorical contextual variables within this article’s procedure, we need to assign meaning to the barycenter problem for  $S_Y = T(S, Y)$ , whose regular formulation requires  $S$  to live in a smooth manifold. A natural way to do this is to replace the  $\{s_j\}$  by the corresponding probabilities  $\{p_j = p(s_j)\}$ , and embed them either in  $\mathbb{R}^k$  or in the  $(k - 1)$ -dimensional simplex.

### 7.2 Multiple source environments

This article considered a single source environment  $e$ , potentially different from the target environment to which we would like to transfer the predicting procedure for  $Y$ . Often though, one has access to various source environments  $\{e_k\}$ , such as different hospitals, regions, times



and populations. The resulting additional richness in the data can be exploited to better transfer learning to the target environment. Differences with the case with a single source include the following.

1. The very existence of various source environments may do part of the de-confounding work for us, since OLS itself –or any other tool for estimating  $Y$  from  $X$ – will tend to disregard those features that do not correlate with  $Y$  consistently across environments.
2. The contextual variables  $S$  available need not be the same for all environments, as the measurements available in each may differ.
3. We may relax the assumption that  $p(X | Z, Y)$  must be the same for source and target, since having various environments at our disposal allows us to treat the environment  $e$  itself as an additional confounding variable, i.e. write  $p_e(X | Z, Y) = p(X | Z, e, Y)$ .
4. One can use the multiple source environments to perform cross-validation, so as to get a better hold on the procedure’s only tunable parameter  $\lambda$ .

### 7.3 Extension to general distributions and nonlinear invariant feature extraction

This article has focused on Gaussian scenarios, where independence relaxes to uncorrelation and linear predictors suffice. Yet the main ideas and tools of the methodology, such as conditional independence and the removal of explainable variability through the OTBP, are by no means restricted to Gaussian distributions and linear feature extractors. Some extensions of the methodology are straightforward. For instance, general nonlinear functions  $W = f(X)$  can be written as linear functions of a set of features depending nonlinearly on  $X$ , as in Reproducing Kernel Hilbert spaces, and independence between variables can be phrased as uncorrelation between arbitrary measurable functions of those variables. The OTBP does not typically admit a closed form solution outside of the Gaussian realm, but effective numerical procedures exist [12, 16] and are easy to use, since  $S_Y = T(S, Y)$  depends only on the data and can therefore be performed off-line.

### 7.4 Invariant conditional density estimation

Within this article, the extracted feature  $W$  was used to predict  $Y$  through either regression for smooth outcomes or classification for categorical labels. However, one of the main motivations behind the development of the Monge OTBP was to go beyond regression, estimating or simulating the full conditional distribution for  $Y | W$  [23]. It is therefore natural to extend this capability to account for confounders and contextual variables, yielding a form of invariant conditional density estimation.

## 8 Conclusion

This article introduced a feature extraction principle based on conditional invariance, requiring the learned representation to be independent of contextual variables given the outcome. This



criterion formalizes the idea that robust predictors should rely on information genuinely related to the target, rather than on environment-specific correlations induced by confounding.

We showed that this principle can be implemented through an optimal transport barycenter construction, which leads in the Gaussian–linear case to a simple closed-form solution. The resulting barycentric reduction yields features whose joint distribution with the outcome is invariant across environments, while preserving predictive content.

Population-level experiments under controlled covariance shifts illustrate how the proposed approach compares with anchor regression. The barycentric method is generally advantageous when source and target environments differ substantially, while reducing to ordinary least squares in nearly i.i.d. settings.

While this work focuses on the Gaussian–linear case, the formulation in terms of conditional invariance and optimal transport barycenters suggests a natural extension to more general frameworks, including categorical covariates, non-Gaussian distributions, nonlinear feature extractors and invariant conditional density estimation.

## References

- [1] Martial Agueh and Guillaume Carlier. Barycenters in the wasserstein space. *SIAM Journal on Mathematical Analysis*, 43(2), 2011.
- [2] Pedro C Álvarez-Esteban, E Del Barrio, JA Cuesta-Albertos, and C Matrán. A fixed-point approach to barycenters in wasserstein space. *Journal of Mathematical Analysis and Applications*, 441(2):744–762, 2016.
- [3] Martin Arjovsky. *Out of Distribution Generalization in Machine Learning*. Phd thesis, New York University, 2020.
- [4] Martin Arjovsky, Léon Bottou, Ishaan Gulrajani, and David Lopez-Paz. Invariant risk minimization. *arXiv preprint arXiv:1907.02893*, 2019.
- [5] Manli Cheng, Subha Maity, Qinglong Tian, and Pengfei Li. Transfer learning under group-label shift: A semiparametric exponential tilting approach. *arXiv preprint arXiv:2509.22268*, 2025.
- [6] A Philip Dawid. Conditional independence in statistical theory. *Journal of the Royal Statistical Society Series B: Statistical Methodology*, 41(1):1–15, 1979.
- [7] Jianqing Fan, Cong Fang, Yihong Gu, and Tong Zhang. Environment invariant linear least squares. *The Annals of Statistics*, 52(5), 2024.
- [8] Yaroslav Ganin, Evgeniya Ustinova, Hana Ajakan, Pascal Germain, Hugo Larochelle, François Laviolette, Mario Marchand, and Victor Lempitsky. Domain-adversarial training of neural networks. *Journal of Machine Learning Research*, 17(59), 2016.
- [9] Moritz Hardt, Eric Price, and Nati Srebro. Equality of opportunity in supervised learning. *Advances in neural information processing systems*, 29, 2016.



- [10] Jimmy Hickey, Jonathan P. Williams, and Emily C. Hector. Transfer learning with uncertainty quantification: Random effect calibration of source to target (recast). *Journal of Machine Learning Research*, 25(338):1–40, 2024.
- [11] Agostina J Larrazabal, Nicolás Nieto, Victoria Peterson, Diego H Milone, and Enzo Ferrante. Gender imbalance in medical imaging datasets produces biased classifiers for computer-aided diagnosis. *Proceedings of the National Academy of Sciences*, 117(23):12592–12594, 2020.
- [12] Andrew D. Lipnick, Esteban G. Tabak, Giulio Trigila, Yating Wang, Xuancheng Ye, and Wenjun Zhao. The monge optimal transport barycenter problem, 2025.
- [13] Zachary Lipton, Yu-Xiang Wang, and Alexander Smola. Detecting and correcting for label shift with black box predictors. In *International conference on machine learning*, pages 3122–3130. PMLR, 2018.
- [14] Ninareh Mehrabi, Fred Morstatter, Nripsuta Saxena, Kristina Lerman, and Aram Galstyan. A survey on bias and fairness in machine learning, 2022.
- [15] Jonas Peters, Peter Bühlmann, and Nicolai Meinshausen. Causal inference by using invariant prediction: identification and confidence intervals. *Journal of the Royal Statistical Society Series B: Statistical Methodology*, 78(5), 2016.
- [16] Gabriel Peyré, Marco Cuturi, et al. Computational optimal transport: With applications to data science. *Foundations and Trends® in Machine Learning*, 11(5-6):355–607, 2019.
- [17] Aahlad Manas Puli, Lily H Zhang, Eric Karl Oermann, and Rajesh Ranganath. Out-of-distribution generalization in the presence of nuisance-induced spurious correlations. *ICLR 2022*, 2021.
- [18] Dominik Rothenhäusler, Nicolai Meinshausen, Peter Bühlmann, and Daniel Marbach. Anchor regression: Heterogeneity-aware regression. *Journal of the Royal Statistical Society: Series B (Statistical Methodology)*, 83(2), 2021.
- [19] Bernhard Schölkopf, Dominik Janzing, Jonas Peters, Eleni Sgouritsa, Kun Zhang, and Joris M. Mooij. On causal and anticausal learning. In *Proceedings of the 29th International Conference on Machine Learning (ICML) – Workshop on Causality*, pages 1–40, 2012.
- [20] Bernhard Schölkopf, Francesco Locatello, Stefan Bauer, Nan Rosemary Ke, Nal Kalchbrenner, Anirudh Goyal, and Yoshua Bengio. Toward causal representation learning. *Proceedings of the IEEE*, 109(5):612–634, 2021.
- [21] Esteban G. Tabak, Giulio Trigila, and Wenjun Zhao. Data driven conditional optimal transport. *Machine Learning*, 2021.
- [22] Victor Veitch, Alexander D' Amour, Steve Yadlowsky, and Jacob Eisenstein. Counterfactual invariance to spurious correlations in text classification. In M. Ranzato, A. Beygelzimer, Y. Dauphin, P.S. Liang, and J. Wortman Vaughan, editors, *Advances in Neural Information Processing Systems*, volume 34, pages 16196–16208. Curran Associates, Inc., 2021.



- [23] Hongkang Yang and Esteban G. Tabak. Conditional density estimation, latent variable discovery, and optimal transport. *Communications on Pure and Applied Mathematics*, 2020.
- [24] Jingkang Yang, Kaiyang Zhou, Yixuan Li, and Ziwei Liu. Generalized out-of-distribution detection: A survey. *International Journal of Computer Vision*, 132(12):5635–5662, 2024.
- [25] Fan Zhou, Zhuqing Jiang, Changjian Shui, Boyu Wang, and Brahim Chaib-Draa. Domain generalization via optimal transport with metric similarity learning. *Neurocomputing*, 456, 2021.