

Security Boundaries of Quantum Key Reuse: A Quantitative Evaluation Method for QKD Key Rotation Interval and Security Benefits Combined with Block Ciphers

Xiaoming Chen^{1,2}, Haoze Chen^{1,2}, Fei Xu², Meifeng Gao², Jianguo Xie^{3,2}, Cheng Ye^{1,2}, An Hua^{1,2}, Jiao Zhao¹, Minghan Li^{1,2}, Feilong Li^{1,2}, Yajun Miao^{1,2}, and Wei Qi^{1,2}

¹CAS Quantum Network Co., Ltd., Shanghai, China.

²Anhui CAS Quantum Network Co., Ltd., Hefei, China.

³University of Science and Technology of China, Hefei, China.

2025

Abstract

With the rapid development of quantum computing, classical cryptography systems are facing increasing security threats, making it urgent to build architectures resilient to quantum attacks. Although Quantum Key Distribution (QKD) technology provides information-theoretic security, its limited bandwidth requires it to be combined with classical cryptography—particularly block ciphers such as AES and SM4—in practical deployments. However, when a single key is used to process multiple multi-block files, the resulting reduction in security strength has not yet been systematically quantified.

In this work, we focus on the use of both QKD keys and block ciphers, and construct a precise calculation model for the key rotation interval. We further propose a quantitative method to evaluate the security benefit of using QKD keys for block cipher. Building on concrete security models and the security properties of various block cipher modes (CTR, CBC, and ECBC-MAC), we derive the maximum number of files that can be safely encrypted under a single key, denoted Q^* , and quantify the benefits of key rotation interval in enhancing security levels. Using SM4 as a case study, our results show that, under an 80-bit security target, uniformly performing k key rotations can increase the security strength by $\log_2 k \sim 2\log_2 k$ bits. This study provides theoretical support and a basis for parameter optimization for the integrated application of QKD keys with classical cryptographic algorithms and the engineering deployment of cryptographic systems.

Keywords: Quantum Key Distribution, Block Cipher, Key Reuse, CTR mode, CBC mode, ECBC-MAC mode

1 Introduction

With the rapid development of quantum computing technology, classical cryptographic systems are facing increasingly realistic security threats, making it important to upgrade today's security architectures to resist cryptanalytic attacks by quantum computers. Quantum key distribution (QKD) provides information-theoretic security and is widely regarded as a fundamental technology for constructing information security assurance systems in the quantum era [1–3]. In theory, combined with the One-Time Pad (OTP), QKD can provide unconditional security for data confidentiality. In practice, however, QKD key rates are typically on the order of kbps, far below classical data transfer rates (Gbps–Tbps). Consequently, in practical deployments, QKD is integrated with conventional block ciphers (such as AES [4, 5] or SM4 [6]) to protect bulk data under computational security. In such hybrid systems, the data security is strongly correlated with the quantum key rotation interval,

yet this relationship has not been quantitatively characterized in the literature. This motivates a systematic security analysis of QKD when used together with traditional block-cipher modules.

Bellare et al. [7] were the first to analyze various security notions for symmetric-key cryptography, such as Chosen-Plaintext Attack (CPA) and Chosen-Ciphertext Attack (CCA) security, under the concrete security framework. NIST SP 800-57 [8], based on the Birthday Attack [9, 10], provides recommendations or quantitative thresholds for the cryptographic key management metrics such as key lifetimes and minimum security strength, but does not provide provisions for practical encryption modes such as CTR and CBC. Bellare et al. further demonstrated in [7] that, under CPA, the adversary advantage for these block cipher mode of operation such as CTR and CBC can be attributed to the superposition of two components: the distinguishing advantage between the underlying Pseudo-random Function (PRF) and a true random function, and the upper bound of the collision probability from a birthday attack. From this, they derived the upper bound of the guessing advantage for these block cipher modes of operation. Daniele et al. [11] proposed a quantitative notion of bit security that unifies search and decision games and supports tight reductions across primitive types, providing a rigorous basis for standardization tasks such as key-length selection and security-level evaluation. These above results, along with the full-entropy property of QKD keys provide a solid basis for studying the security boundary of reusing a single QKD key.

In this paper, we develop a calculation model for computing the QKD key rotation interval under multiple block cipher modes of operation. Given a specified mode and a target security strength, the key rotation interval is determined by the block cipher algorithm’s average security strength, the number of encrypted files, and the number of blocks within each file. The resulting bound is more precise than the rough $2^{k/2}$ estimate, helping avoid wasting QKD keys caused by overly frequent rotation while satisfying the required security strength. Furthermore, we propose a quantitative evaluation method for the security benefit of quantum key rotation. This method measures, in bits, the security-strength gain achieved by increasing the quantum key rotation frequency under a given encryption mode. It enables a quantitative assessment of the security benefits that QKD keys bring to encryption systems, supporting the development of standards for QKD deployments and facilitating future large-scale adoption.

2 Preliminaries

2.1 Quantum Key Distribution

Quantum Key Distribution (QKD) is a technology that leverages the principles of quantum mechanics to ensure secure communication. It allows two parties to negotiate a secure random key, which can be used for encrypting and decrypting information. The field originated with the BB84 protocol proposed by Bennett and Brassard in 1984 [12].

The most crucial security feature of QKD is that any attempt by a third party to eavesdrop on the key information will be detected by the communicating parties. This security relies on the fundamental laws of quantum mechanics, specifically that an eavesdropper must perform a measurement on the quantum channel to acquire the key information, and this measurement introduces detectable anomalies. By using quantum superposition states or quantum entangled states to transmit key information, the communicating parties can detect signs of interference during the communication process and determine whether eavesdropping has occurred.

QKD is one of the important applications of quantum information science, providing modern cryptography with a key distribution mechanism based on physical laws. Unlike traditional key transmission or key agreement methods, which rely on assumptions of computational complexity, the security of QKD is rooted in the basic principles of quantum mechanics and can theoretically achieve information-theoretic security. In contrast, traditional key transmission or key agreement schemes establish security based on mathematical hardness assumptions such as integer factorization or discrete logarithms. However, the security of these schemes will be severely threatened if these computational problems are broken by more efficient algorithms or by adversaries with greater computational power (such as quantum computing adversaries). QKD, on the other hand, can guarantee the security of the key even when facing an attacker with unlimited computing resources.

2.2 CTR Mode Based on Pseudo-Random Permutation

Pseudo-Random Permutations (PRPs) are one of the most important cryptographic primitives. A PRP is a special case of a Pseudo-Random Function (PRF), it is a keyed, deterministic, and invertible function that maps inputs to outputs of the same length in a way that is computationally indistinguishable from a truly random permutation. A block cipher can be viewed as a keyed PRP. When using this cryptographic primitive to ensure data confidentiality and integrity, a fundamental question arises: How to process multiple long files composed of multiple blocks using a single key?

As shown in Figure 1, the Counter (CTR) mode [13] is a mode of operation that converts a block cipher algorithm into a stream cipher. It is characterized by high efficiency and parallelism in its application within block cryptography. This mode uses a constantly changing counter as the input to the encryption algorithm, where the encrypted output of the counter is bitwise XORed with the plaintext block in each round to generate the ciphertext. After each encryption, the counter typically increments by a fixed value, providing a unique input for the next round.

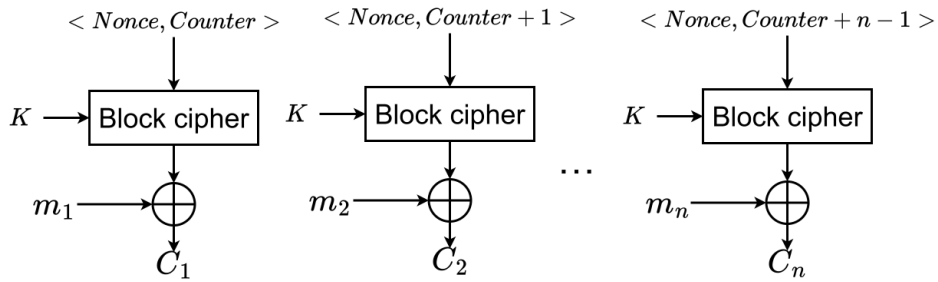


Figure 1: CTR Mode of Operation

2.3 CBC Mode of Block Cipher

Cipher Block Chaining (CBC) mode [14] is a widely used mode of operation in block cipher algorithms. As shown in Figure 2, its core mechanism is to XOR the current plaintext block with the previous ciphertext block before inputting the result into the encryption algorithm to generate the current ciphertext block. The entire encryption process begins by selecting a non-repeating Initialization Vector (IV) to ensure the randomness and security of the encryption output.

CBC mode possesses strong diffusion capability; each ciphertext block depends not only on the current plaintext but also on all preceding ciphertext blocks, thereby enhancing its resistance to analysis. In the decryption phase, the recovery of plaintext depends on the current ciphertext and the previous ciphertext block. If an error occurs in a bit of the ciphertext, it will cause the corresponding plaintext block to be completely incorrect, and the corresponding bit of the subsequent plaintext block may also be affected, but it will not affect blocks further down the chain, demonstrating a certain degree of error localization property.

2.4 ECBC-MAC Mode of Block Cipher

ECBC-MAC (Encrypted Cipher Block Chaining Message Authentication Code) is introduced as an enhancement to address the security vulnerabilities of standard CBC-MAC when handling variable-length messages. CBC-MAC is a widely adopted Message Authentication Code construction based on the CBC mode, primarily used in symmetric-key cryptography for data integrity protection. In this scheme, the entire message is segmented into fixed-length blocks, processed sequentially using CBC encryption, and only the final ciphertext block is retained as the authentication tag output. This tag is then used to verify that the data has not been tampered with during transmission [15].

Although CBC-MAC is proven secure for fixed-length messages, it suffers from the Length Extension Attack vulnerability when applied to variable-length messages. ECBC-MAC resolves this flaw by introducing an additional encryption step at the end of the process. The fundamental approach is

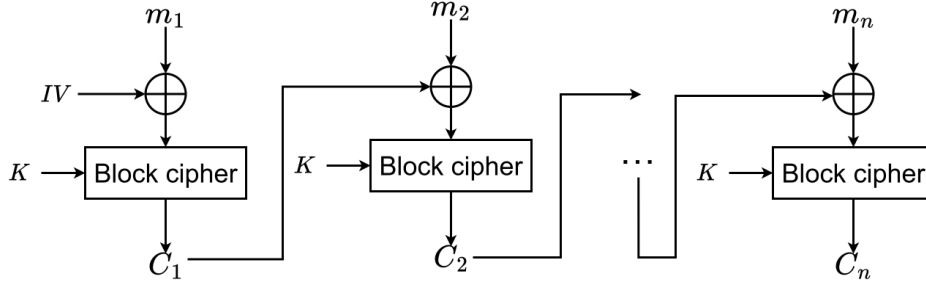


Figure 2: CBC Mode of Operation

to first process the message in CBC mode using a key K to obtain an intermediate value $t = F_{CBC}$, and another key K_1 is employed to encrypt t , ultimately generating $tag = E(K_1, t)$. Both F and E can use the same secure PRF (or block cipher algorithm).

Furthermore, to securely manage situations where the message length is not an exact multiple of the block size (i.e., padding), researchers have developed several advanced structures. These include the three-key XCBC-MAC [15] and the CMAC mode [16] recommended by NIST, both designed to improve efficiency and simplify key management.

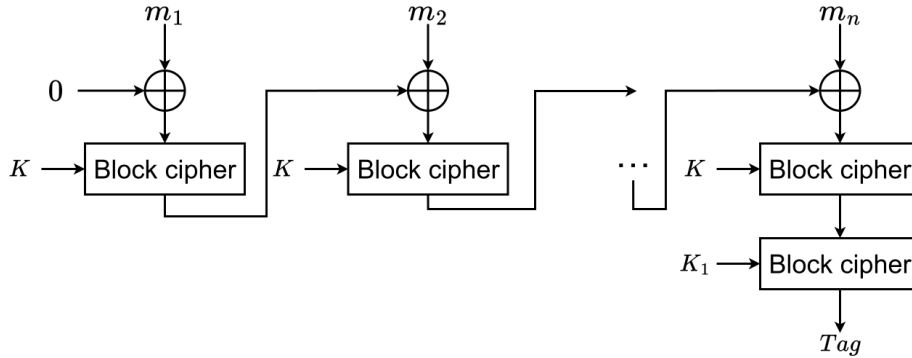


Figure 3: ECBC-MAC Mode of Operation

2.5 Asymptotic Security

The security of an encryption scheme is typically described by the probability of an adversary successfully compromising the system under a specific attack model. Common attack types include the Chosen-Plaintext Attack (CPA) and the Chosen-Ciphertext Attack (CCA). The CPA model adopted in this paper means that the adversary, without knowing the key, can access the encryption algorithm's query interface and adaptively submit multiple plaintexts to obtain their corresponding ciphertexts. If the adversary makes at most q encryption queries and the total attack time is at most t , the probability of successfully breaking the system can be expressed as $\epsilon(\lambda, t, q)$, where λ is the security parameter. In most cases, there is a tight positive correlation between q and t (since the main part of t is q), so these two parameters are often simplified into one.

Asymptotic Security refers to the following: For any natural number c , there exists a critical security parameter λ_0 such that when $\lambda > \lambda_0$ and the adversary's computational resources t satisfy $t \leq \text{poly}(\lambda)$ for a given λ , we have

$$\epsilon(\lambda, t) < \frac{1}{\lambda^c}.$$

This definition embodies the typical complexity assumption in theoretical cryptography—that the encryption scheme can achieve the target security level provided a sufficiently large security parameter is chosen and the adversary is restricted to polynomial-time algorithms. Within this framework, security is bounded by a negligible function of λ [17, 18].

However, a key limitation of this method is that it only provides an “existence” guarantee for the aforementioned bound: although for any c , there exists some λ_0 such that the inequality holds, the model does not provide a concrete correspondence between λ_0 and the parameters c or the attack resource t . Furthermore, it is impossible to infer the security parameters that should be used in a practical system from the expected upper limit of ϵ . Therefore, in practical deployment and system design, asymptotic security often struggles to provide direct guidance for parameter selection [7, 19].

2.6 Concrete Security

Unlike asymptotic security, the Concrete Security approach is not satisfied with considering the limiting situation of $\epsilon(\lambda, t)$ with respect to the security parameter λ ; instead, it directly provides an explicit expression for the adversary’s success probability $\epsilon(\lambda, t)$ given specific resource constraints. This model was first systematically proposed by Bellare et al. in their security analysis of symmetric encryption [7] and is widely used for the security evaluation of practical cryptographic protocols.

In concrete security analysis, the maximum resource limit t_{\max} for the adversary and the maximum tolerable success probability ϵ_{\max} are usually preset. Then, under the constraint that

$$\epsilon(\lambda, t_{\max}) \leq \epsilon_{\max}$$

the smallest security parameter λ that satisfies the condition is determined; this λ is the parameter length required for system deployment.

Concrete security allows researchers to perform security-efficiency trade-offs based on the actual threat model faced by the system and provides a basis for parameter selection in practical system deployment, thus being widely adopted by standardization bodies (such as NIST). Furthermore, concrete security proofs also support the quantification of “security reductions,” for example, by linking an attacker’s advantage over a cryptographic primitive to their success probability on an underlying hard problem (such as the discrete logarithm or RSA inversion), resulting in a clear security loss factor (reduction loss).

In comparison, while asymptotic security possesses theoretical clarity, it fails to quantify the relationship between the security parameter and the actual attack cost. The concrete security model, conversely, is better suited for the analysis and evaluation of cryptographic systems in real-world engineering [18, 19].

3 Security benefit quantitative assessment method

Block ciphers include several modes of operation, such as CTR, CBC, and ECBC-MAC, among others. When calculating the problem of key reuse in block ciphers, information-theoretically secure keys are computationally feasible because their security level and bit length are equivalent. Keys distributed by a QKD network rely on the laws of physics and possess information-theoretic security properties. Aiming at the integrated use of quantum keys generated by QKD networks with various block cipher modes of operation, this paper proposes a quantitative evaluation method for the key rotation interval and security benefits. The three modes of operation that primarily use this method are introduced here: CTR encryption mode, CBC encryption mode, and ECBC-MAC mode.

3.1 Symbols

Table 1 lists the symbols in this paper. $\mathcal{E} = (E, D)$ is the given block cipher algorithm, which includes the encryption algorithm E and the decryption algorithm D , and $D(k, E(k, m)) = m$. λ is the security parameter, representing the system’s security level; theoretically, a larger security parameter results in higher system security, but efficiency usually decreases. t is the maximum computational time an adversary spends to break the cryptographic system. q is the maximum number of times the adversary can interact with the encryption system. \mathcal{B}^* is the known, most efficient attack algorithm against the

Symbol	Descriptions
$\mathcal{E} = (E, D)$	Includes encryption algorithm E and decryption algorithm D
λ	Security parameter
t	Adversary's attack time cost
q	Maximum number of times adversary \mathcal{A} can query the encryption system
\mathcal{B}^*	The current optimal attack algorithm
$\text{CPAadv}[\mathcal{A}, \mathcal{E}]$	Adversary \mathcal{A} 's distinguishing advantage against \mathcal{E}
$\epsilon(\lambda, t)$	Adversary \mathcal{A} 's guessing advantage against \mathcal{E}
$\rho(\lambda, t)$	Distinguishing advantage against a Pseudo-Random Function (PRF)
Q^*	Number of files encrypted by the key, i.e., the key rotation interval

Table 1: List of Symbols

block cipher algorithm \mathcal{E} . $\text{CPAadv}[\mathcal{A}, \mathcal{E}]$ is a probability value ranging from $[0, 1]$, used to precisely measure the adversary's capability to break the encryption scheme \mathcal{E} under the CPA model. $\epsilon(\lambda, t)$ describes the maximum attack advantage that can be obtained by all adversaries running within time t ; this advantage is a function of the security parameter λ and the attack time t . $\rho(\lambda, t)$ specifically refers to the security of the PRF, representing the maximum advantage any adversary running within time t has in distinguishing a PRF from a completely random function. Q^* refers to the maximum number of files or messages encrypted by the same key before a new encryption key is rotated, and it can also be used to represent the key rotation interval.

3.2 Security Level

Given the block cipher algorithm $\mathcal{E} = (E, D)$ and its security definition under CPA, the distinguishing advantage function of the adversary (distinguisher algorithm) \mathcal{A} is denoted as $\text{CPAadv}[\mathcal{A}, \mathcal{E}]$. Its guessing advantage is defined as [7]:

$$\epsilon(\lambda, t) = \frac{1}{2} \text{CPAadv}[\mathcal{A}, \mathcal{E}] \quad (1)$$

The security level of the encryption system is quantified using the following metrics:

- Worst-Case Security Strength [20]

$$\max_{t \leq q} \left\{ \log_2 \frac{1}{\epsilon(\lambda, t)} \right\} \text{ (bit)} \quad (2)$$

This value characterizes the system's resistance to the optimal attack strategy.

- Average-Case Security Strength [11]

$$\min_{t \leq q} \left\{ \log_2 \frac{t}{\epsilon(\lambda, t)} \right\} \text{ (bit)} \quad (3)$$

This value reflects the system's robustness under typical attack scenarios.

3.3 Quantitative Model of QKD Key Rotation Interval and Security Benefits in CTR Mode.

As shown in Figure 4, the model includes two steps: parameter selection and metric calculation. This means that one must first determine the distinguishing advantage of the cryptographic module and the maximum number of blocks per single encrypted file. Then, after determining the security level parameters of the encryption system, the metric calculation is performed.

Step 1: parameter selection

- (1) Distinguishing Advantage of the Cryptographic Module F :

The cryptographic module F (which typically employs a standardized block cipher algorithm such as AES or SM4, or derivative schemes built upon them) serves as the basic component. Its concrete

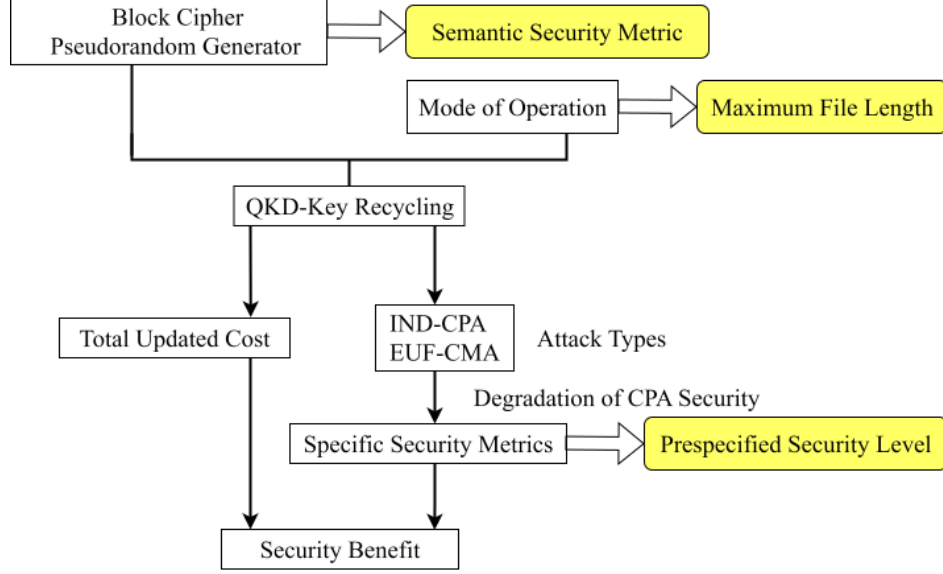


Figure 4: Calculation flowchart

security metrics have been validated through long-term cryptanalysis, leading to consensus conclusions within the academic community. If the distinguishing advantage of the current internationally recognized optimal attack algorithm \mathcal{B}^* is denoted as $\text{PRFadv}[\mathcal{B}^*, F]$, the guessing advantage is half of the distinguishing advantage, i.e.,

$$\rho(\lambda, t) = \frac{1}{2} \text{PRFadv}[\mathcal{B}^*, F] \quad (4)$$

The concrete security of the Pseudo-Random Function (PRF) is determined based on the advantage of the guessing attack.

The value of $\rho(\lambda, t)$ is essentially fixed when the block cipher algorithm is solicited. As the cryptographic community's analysis of F continues to deepen (reflected in the efficiency improvement of the attack algorithm \mathcal{B}^*), $\rho(\lambda, t)$ exhibits a strictly monotonically increasing trend. For widely deployed core algorithms, their average security level has a clear infimum $s_{\min} \approx \inf_{t>0} \{\log_2 \frac{t}{\rho(\lambda, t)}\}$ (bits). This value characterizes the average computational cost required for the attack algorithm to succeed (i.e., the average security strength), and it provides the theoretical basis for the engineering calculation of concrete security boundaries.

(2) Maximum Number of Blocks Per Single File, l :

This parameter is set according to the actual application scenario and defines the upper limit on the number of encrypted blocks into which a single file is divided. In the subsequent security benefit evaluation, to simplify the analysis (for standardization needs), it is often uniformly assumed that all files reach the maximum block length l .

(3) Security Level of the Encryption Scheme, ϵ_{\max} :

This is determined by the security requirements of the application system and must be confirmed through consultation between the cryptographic system designer and the user.

Step 2: metric calculation

(1) Estimation Method for Key Rotation Interval Q^* (Maximum Number of Files Encrypted by a Single Key):

The following Integer Programming problem must be solved [7]:

$$\max Q : \text{s.t. } \rho(\lambda, Ql) + \frac{2Q^2l}{N} \leq \epsilon_{\max} \quad (5)$$

where N is the size (number of elements) of the domain space of F , typically satisfying $N = 2^\lambda$, and Q is the number of plaintexts chosen by the attacker (queries to the encrypting machine).

Since the distinguishing advantage $\rho(\lambda, Ql)$ is monotonically increasing with Q (the success rate of the attack increases as the query volume grows), this is equivalent to solving the equation:

$$\rho(\lambda, Ql) + \frac{2Q^2l}{N} = \epsilon_{\max} \quad (6)$$

For mainstream block cipher algorithms (such as SM4, AES, 3DES) or the pseudo-random functions constructed from them, the infimum of the average security level s_{\min} is known, approximates a constant within a certain range, and satisfies $s_{\min} \sim O(N)$. At this point:

$$\frac{Ql}{\rho(\lambda, Ql)} \approx s_{\min} \quad (7)$$

It can be deduced that:

$$\rho(\lambda, Ql) \approx \frac{Ql}{s_{\min}} \quad (8)$$

Combining Equation (6) and Equation (8), we obtain the simplified quadratic equation for Q :

$$\frac{Ql}{s_{\min}} + \frac{2Q^2l}{N} = \epsilon_{\max} \quad (9)$$

Solving Equation (9), we can get the positive integer root Q^* .

Q^* represents the theoretical maximum number of files that a single quantum key can encrypt, ensuring the preset security strength achievable by the CTR mode encryption system.

(2) Security Level Estimation Method for Key Rotation Interval:

Based on the result of the key rotation interval Q^* , the worst-case security level of the encryption system is:

$$-\log_2\left(\frac{Q^*l}{s_{\min}} + \frac{2(Q^*)^2l}{N}\right) = -\log_2\epsilon_{\max} \quad (10)$$

According to Equation (10), if key rotation is performed uniformly 2 times (i.e., the number of files encrypted by a single key is reduced to $Q^*/2$), the security level improvement is calculated as:

$$\begin{aligned} & -\log_2\left(\frac{(Q^*/2)l}{s_{\min}} + \frac{2(Q^*/2)^2l}{N}\right) - [-\log_2\left(\frac{Q^*l}{s_{\min}} + \frac{2(Q^*)^2l}{N}\right)] \\ & = 1 + \log_2\left(1 + \frac{Q^* \cdot s_{\min}}{N + Q^* \cdot s_{\min}}\right) \text{ (bit)} \end{aligned} \quad (11)$$

Conclusion: Uniformly executing 2 key rotations can improve the security level by $1 \sim 2$ bits (strictly greater than 1 bit and less than 2 bits).

According to Equation (10), if key rotation is performed uniformly k times (i.e., the number of files encrypted by a single key is reduced to Q^*/k), the security level improvement is calculated as:

$$\begin{aligned} & -\log_2\left(\frac{(Q^*/k)l}{s_{\min}} + \frac{2(Q^*/k)^2l}{N}\right) - [-\log_2\left(\frac{Q^*l}{s_{\min}} + \frac{2(Q^*)^2l}{N}\right)] \\ & = \log_2 k + \log_2\left(1 + \frac{2(k-1)Q^* \cdot s_{\min}}{kN + 2Q^* \cdot s_{\min}}\right) \text{ (bit)} \end{aligned} \quad (12)$$

Conclusion: Uniformly executing k key rotations can improve the security level by $\log_2 k \sim 2\log_2 k$ bits (strictly greater than $\log_2 k$ bits and less than $2\log_2 k$ bits).

(3) Security Quantitative Evaluation Method for Quantum Key Reuse:

For an encryption system using a highly secure Pseudo-Random Function F (or block cipher algorithm) with the CTR mode of operation, when the maximum number of files encrypted by a single key is Q^* , the basic security strength guarantee is $\log_2 \frac{1}{\epsilon_{\max}}$ (bits). By introducing ideal keys (QKD keys) and performing k uniform key rotations, for a moderate value of k , an approximate security level improvement of

$$\log_2 k + \log_2\left(1 + \frac{2(k-1)Q^* \cdot s_{\min}}{kN + 2Q^* \cdot s_{\min}}\right) \quad (13)$$

bits can be achieved.

From this, the calculation model for the trade-off between key cost and quantified security of reuse under k equal-interval key rotations is derived:

$$\text{Benefits of safety improvement} : \frac{Q^* \times [\log_2 k + \log_2(1 + \frac{2(k-1)Q^* \cdot s_{\min}}{kN + 2Q^* \cdot s_{\min}})]}{k \times (\text{The cost of a quantum key})}; \quad (14)$$

where the cost of a quantum key is determined by the service price of the Quantum Key Distribution infrastructure.

3.4 Quantitative Model of QKD Key Rotation Interval and Security Benefits in CBC Mode.

Given that the security conclusions and provable security framework of the CBC mode of operation are highly similar to those of the CTR mode, the security benefit evaluation for quantum keys can follow the CTR mode evaluation framework, requiring adjustment only of a few core parameters. This section will briefly describe the evaluation method under the CBC mode, primarily clarifying the key differences from the CTR mode.

Step 1: Parameter Selection

(1) Distinguishing Advantage of the Cryptographic Module (Block Cipher Algorithm) E :

The value of $\rho(\lambda, t)$ is essentially fixed when the block cipher algorithm is solicited. For widely deployed core algorithms, their average security level has a clear infimum $s_{\min} \approx \inf_{t>0} \{\log_2 \frac{t}{\rho(\lambda, t)}\}$ (bits). This value characterizes the minimum resource consumption required for an attacker to succeed, representing the average security strength of the algorithm against attacks.

(2) Maximum Number of Blocks Per Single File, l :

This parameter is set according to the actual application scenario and defines the upper limit on the number of blocks when a single file is divided into encrypted blocks. In the subsequent security benefit evaluation, to simplify the analysis process, it is assumed that all files reach the maximum block length l .

(3) Security Level of the Encryption Scheme, ϵ_{\max} :

This is determined by the security requirements of the application system and is generally confirmed through consultation between the cryptographic system designer and the user.

Step 2: metric Calculation

(1) Estimation Method for Key Rotation Interval and Security Improvement:

The security evaluation method is almost the same as the evaluation approach for the CTR mode. The quadratic equation for Q is solved as follows:

$$\frac{Ql}{s_{\min}} + \frac{2Q^2 l^2}{N} = \epsilon_{\max} \quad (15)$$

The positive integer root Q^* is obtained, which represents the theoretical upper limit on the number of files that a single quantum key can encrypt while ensuring the preset security strength is achieved by the CTR mode encryption system.

Based on the result of the key rotation interval Q^* , the worst-case security level of the encryption system is:

$$-\log_2(\frac{Q^* l}{s_{\min}} + \frac{2(Q^*)^2 l^2}{N}) = -\log_2 \epsilon_{\max} \quad (16)$$

According to Equation (16), if key rotation is performed uniformly 2 times (i.e., the number of files encrypted by a single key is reduced to $Q^*/2$), the security level improvement is calculated as:

$$\begin{aligned} & -\log_2(\frac{(Q^*/2)l}{s_{\min}} + \frac{2(Q^*/2)^2 l^2}{N}) - [-\log_2(\frac{Q^* l}{s_{\min}} + \frac{2(Q^*)^2 l^2}{N})] \\ & = 1 + \log_2(1 + \frac{Q^* l \cdot s_{\min}}{N + Q^* l \cdot s_{\min}}) \text{ (bit)} \end{aligned} \quad (17)$$

Conclusion: Uniformly executing 2 key rotations can improve the security level by $1 \sim 2$ bits (strictly greater than 1 bit and less than 2 bits).

According to Equation (16), if key rotation is performed uniformly k times (i.e., the number of files encrypted by a single key is reduced to Q^*/k), the security level improvement is calculated as:

$$\begin{aligned} & -\log_2\left(\frac{(Q^*/k)l}{s_{\min}} + \frac{2(Q^*/k)^2 l^2}{N}\right) - [-\log_2\left(\frac{Q^*l}{s_{\min}} + \frac{2(Q^*)^2 l^2}{N}\right)] \\ & = \log_2 k + \log_2\left(1 + \frac{2(k-1)Q^*l \cdot s_{\min}}{kN + 2Q^*l \cdot s_{\min}}\right) \text{ (bit)} \end{aligned} \quad (18)$$

Conclusion: Uniformly executing k key rotations can improve the security level by $\log_2 k \sim 2\log_2 k$ bits (strictly greater than $\log_2 k$ bits and less than $2\log_2 k$ bits).

(2) Security Quantitative Evaluation Method for Quantum Key Reuse:

For an encryption system using a highly secure block cipher algorithm in CBC mode of operation, when the maximum number of files encrypted by a single key is Q^* , the basic security strength is $\log_2 \frac{1}{\epsilon_{\max}}$ (bits). By introducing ideal QKD keys and performing k uniform key rotations, for a moderate value of k , an approximate security level improvement of

$$\log_2 k + \log_2\left(1 + \frac{2(k-1)Q^*l \cdot s_{\min}}{kN + 2Q^*l \cdot s_{\min}}\right) \quad (19)$$

bits can be achieved.

The calculation model for the trade-off between key cost and quantified security of reuse under k uniform key rotations is:

$$\text{Benefits of safety improvement : } \frac{Q^* \times [\log_2 k + \log_2(1 + \frac{2(k-1)Q^*l \cdot s_{\min}}{kN + 2Q^*l \cdot s_{\min}})]}{k \times (\text{The cost of a quantum key})}; \quad (20)$$

where the cost of a single quantum key is determined through consultation between the operator of the quantum cryptography infrastructure and the user.

3.5 Quantitative Model of QKD Key Rotation Interval and Security Benefits in ECBC-MAC Mode.

Given that the security conclusions and provable security framework of the ECBC-MAC mode of operation are highly similar to those of the CBC mode, the security benefit evaluation for quantum keys follows the CBC mode evaluation framework, requiring adjustment only of a few core parameters. This section will briefly describe the evaluation method under the ECBC-MAC mode, primarily clarifying the key differences from the CBC mode.

Step 1: Parameter Selection

(1) Distinguishing Advantage of the Cryptographic Module F :

The value of $\rho(\lambda, t)$ is essentially fixed when the block cipher algorithm is solicited. For widely deployed core algorithms, their average security level has a clear infimum $s_{\min} \approx \inf_{t>0} \{\log_2 \frac{t}{\rho(\lambda, t)}\}$ (bits). This value characterizes the minimum security strength of the algorithm against unit attack cost and provides the theoretical basis for the engineering deployment of concrete security boundaries.

(2) Maximum Number of Blocks Per Single File, l :

This parameter is set according to the actual application scenario and defines the upper limit on the number of encrypted blocks into which a single file is divided. In the subsequent security benefit evaluation, to simplify the analysis (for standardization needs), it is often uniformly assumed that all files reach the maximum block length l .

(3) Security Level of the Encryption Scheme, ϵ_{\max} :

This is determined by the security requirements of the application system and must be confirmed through consultation between the cryptographic system designer and the user.

Step 2: metric Calculation

(1) Estimation Method for Key Rotation Interval and Security Level Improvement:

The security evaluation method is fundamentally the same as the evaluation approach for the CBC mode. The quadratic equation for Q is solved as follows:

1. Two keys k_1, k_2 are used.

2. The quadratic equation is:

$$2 \frac{Ql}{s_{\min}} + \frac{Q^2 l^2 + Q^2 + 2}{2N} = \epsilon_{\max} \quad (21)$$

The positive integer root Q^* is obtained, which represents the theoretical upper limit on the number of files that a single quantum key can encrypt while ensuring the preset security strength is achieved by the CBC mode encryption system at the security infimum.

Based on the result of the key rotation interval Q^* , the worst-case security level of the encryption system is:

$$-\log_2(2 \frac{Ql}{s_{\min}} + \frac{Q^2 l^2 + Q^2 + 2}{2N}) = -\log_2 \epsilon_{\max} \quad (22)$$

According to Equation (22), if key rotation is performed uniformly 2 times (i.e., the number of files encrypted by a single key is reduced to $Q^*/2$), the security level improvement is calculated as:

$$\begin{aligned} & -\log_2(2 \frac{(Q^*/2)l}{s_{\min}} + \frac{(Q^*/2)^2 l^2 + (Q^*/2)^2 + 2}{2N}) - [-\log_2(2 \frac{Q^*l}{s_{\min}} + \frac{Q^{*2} l^2 + Q^{*2} + 2}{2N})] \\ & = 1 + \log_2(1 + \frac{Q^{*2}(l^2 + 1) - 4}{8N \frac{Q^*l}{s_{\min}} + Q^{*2}(l^2 + 1) + 8}) \end{aligned} \quad (23)$$

Conclusion: Uniformly executing 2 key rotations can improve the security level by $1 \sim 2$ bits (strictly greater than 1 bit and less than 2 bits).

According to Equation (22), if key rotation is performed uniformly k times (i.e., the number of files encrypted by a single key is reduced to Q^*/k), the security level improvement is calculated as:

$$\begin{aligned} & -\log_2(2 \frac{(Q^*/k)l}{s_{\min}} + \frac{(Q^*/k)^2 l^2 + (Q^*/k)^2 + 2}{2N}) - [-\log_2(2 \frac{Q^*l}{s_{\min}} + \frac{Q^{*2} l^2 + Q^{*2} + 2}{2N})] \\ & = \log_2 k + \log_2(1 + \frac{Q^{*2}(l^2 + 1)(1 - \frac{1}{k}) + 2(1 - k)}{4N \frac{Q^*l}{s_{\min}} + \frac{Q^{*2}(l^2 + 1)}{k} + 2k}) \end{aligned} \quad (24)$$

Conclusion: Uniformly executing k key rotations can improve the security level by $\log_2 k \sim 2\log_2 k$ bits (strictly greater than $\log_2 k$ bits and less than $2\log_2 k$ bits).

(2) Security Quantitative Evaluation Method for Quantum Key Reuse:

For an encryption system using a highly secure Pseudo-Random Function F (or block cipher algorithm) with the ECBC mode of operation, when the maximum number of files encrypted by a single key is Q^* , the basic security strength guarantee is $\log_2 \frac{1}{\epsilon_{\max}}$ (unit: bits). By introducing ideal (QKD) keys and performing k uniform key rotations, for a moderate value of k , an approximate security level improvement of

$$\log_2 k + \log_2(1 + \frac{Q^{*2}(l^2 + 1)(1 - \frac{1}{k}) + 2(1 - k)}{4N \frac{Q^*l}{s_{\min}} + \frac{Q^{*2}(l^2 + 1)}{k} + 2k}) \quad (25)$$

bits can be achieved.

The calculation model for the trade-off between key cost and quantified security of reuse under uniform key rotations is:

$$\text{Benefits of safety improvement : } \frac{Q^* \times [\log_2 k + \log_2(1 + \frac{Q^{*2}(l^2 + 1)(1 - \frac{1}{k}) + 2(1 - k)}{4N \frac{Q^*l}{s_{\min}} + \frac{Q^{*2}(l^2 + 1)}{k} + 2k})]}{k \times (\text{The cost of a quantum key})}; \quad (26)$$

where the cost of a single quantum key is determined through consultation between the operator of the quantum cryptography infrastructure and the user.

4 Calculation and analysis of specific examples

Based on the security benefit evaluation method described above, we use the CTR mode of the SM4 algorithm combined with QKD keys to analyze the specific cost required for security enhancement.

$\mathcal{E} = (E, D)$ is the SM4 block cipher algorithm, with both the block length and key length being 128 bits. Here, $\mathcal{E}' = (E', D')$ is the CTR mode of the SM4 block cipher algorithm, $\mathcal{E}'' = (E'', D'')$ is the CBC mode of the SM4 block cipher algorithm, and $\mathcal{E}''' = (E''', D''')$ is the ECBC-MAC mode of the SM4 block cipher algorithm. l is the number of blocks, and Q is the number of encrypted files.

Step 1: Parameter Assignment

- (1) The security parameter λ of the SM4 block cipher is 128. We assume its average security level is 121 bits, i.e., $s_{\min} \geq 2^{121}$.
- (2) Assume the maximum length of a single file to be encrypted is 1.5 KB, thus the number of blocks $l = (2^{10} \times 2^3 \times 1.5)/2^7 = 96$.
- (3) Ensure that $\mathcal{E}', \mathcal{E}'', \mathcal{E}'''$ have a security level of 80 bits, i.e., $\epsilon_{\max} = 1/2^{80}$.

Step 2: metric Calculation

CTR Mode Calculation

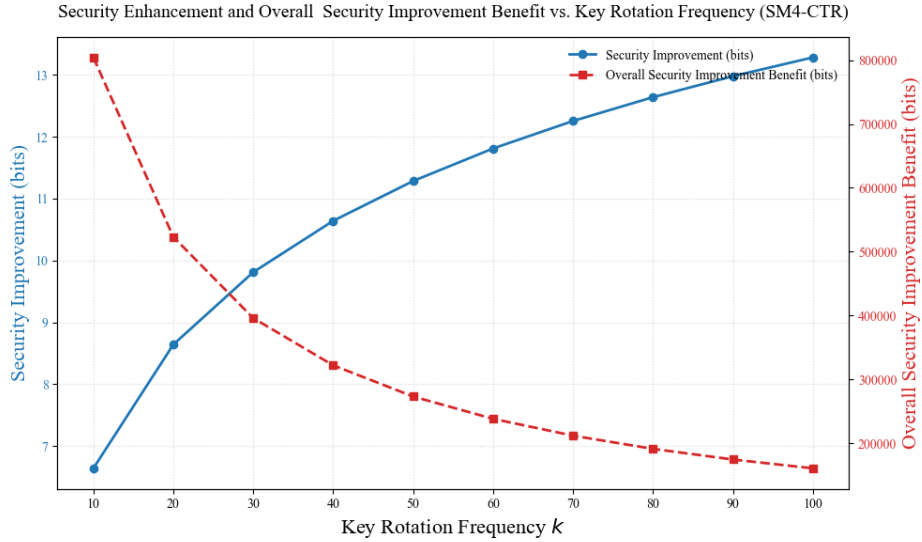


Figure 5: Relationship between Security Enhancement and Key Rotation Interval in CTR Mode

- (1) Calculate the maximum quantum key rotation interval Q^* , which involves solving the inequality:

$$\frac{96 \times Q^*}{2^{121}} + \frac{2 \times 96 \times (Q^*)^2}{2^{128}} \leq \frac{1}{2^{80}} \quad (27)$$

We obtain $Q^* = 1210759$. This means the maximum number of files that each QKD key can encrypt is 1, 210, 759, and the maximum encrypted data volume is $1210759 \times 1.5\text{KB} = 1816138.5\text{KB} \approx 1773.5\text{MB}$. Therefore, the key should be rotated after each QKD key encrypts 1773.5 MB of data.

- (2) Assume $k = 2$, meaning 2 uniform key rotations are executed (i.e., the number of files encrypted by a single key is reduced to $Q^*/2$). The security level improvement is:

$$1 + \log_2\left(1 + \frac{Q^* \cdot s_{\min}}{N + Q^* \cdot s_{\min}}\right) \approx 1.999923 \quad (28)$$

- (3) Estimate the cost required to replace one 128-bit quantum key to obtain the security enhancement benefit from using quantum keys:

$$\frac{Q^* \times [1 + \log_2(1 + \frac{Q^* \cdot s_{\min}}{N + Q^* \cdot s_{\min}})]}{2 \times (\text{The cost of a quantum key})} = \frac{1210759 \times 1.999923}{2 \times (\text{The cost of a quantum key})} \quad (29)$$

As shown in Fig.5, assuming the cost of a single quantum key is 1, in CTR mode, increasing the number of key replacements leads to an increase in security level but a decrease in the overall security benefits.

CBC Mode Calculation

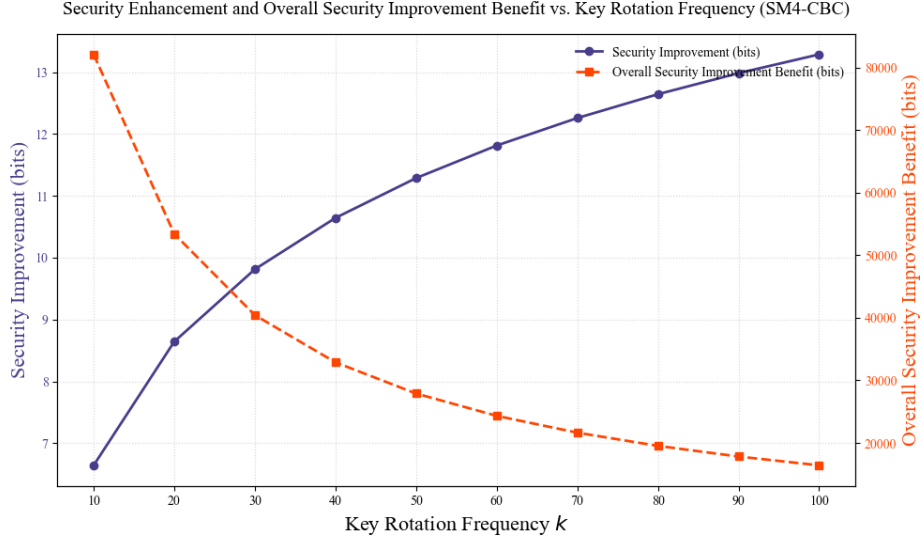


Figure 6: Relationship between Security Enhancement and Key Rotation Interval in CBC Mode

- (1) Calculate the maximum quantum key rotation interval Q^* , which involves solving the inequality:

$$\frac{96 \times Q^*}{2^{121}} + \frac{2 \times 96^2 \times (Q^*)^2}{2^{128}} \leq \frac{1}{2^{80}} \quad (30)$$

We obtain $Q^* = 123575$. The maximum encrypted data volume is $123575 \times 1.5\text{KB} = 185362\text{KB} \approx 181\text{MB}$. Therefore, the key should be rotated after each QKD key encrypts 181 MB of data.

- (2) Assume $k = 2$, meaning 2 uniform key rotations are executed (i.e., the number of files encrypted by a single key is reduced to $Q^*/2$). The security level improvement is:

$$1 + \log_2\left(1 + \frac{Q^* \cdot l \cdot s_{\min}}{N + Q^* \cdot l \cdot s_{\min}}\right) \approx 1.999992 \quad (31)$$

- (3) Estimate the cost required to replace one 128-bit quantum key to obtain the security enhancement benefit from using quantum keys:

$$\frac{Q^* \times [1 + \log_2(1 + \frac{Q^* \cdot l \cdot s_{\min}}{N + Q^* \cdot l \cdot s_{\min}})]}{k \times (\text{The cost of a quantum key})} = \frac{123575 \times 1.999992}{2 \times (\text{The cost of a quantum key})} \quad (32)$$

As shown in Fig.6, assuming the cost of a single quantum key is 1, in CBC mode, increasing the number of key replacements leads to an increase in security level but a decrease in the overall security benefits.

ECBC-MAC Mode Calculation

- (1) Calculate the maximum quantum key rotation interval Q^* , which involves solving the inequality:

$$2 \frac{96 \times Q^*}{2^{121}} + \frac{96^2 \times (Q^*)^2 + (Q^*)^2 + 2}{2^{128}} \leq \frac{1}{2^{80}} \quad (33)$$

We obtain $Q^* = 174700$. The maximum encrypted data volume is $174700 \times 1.5\text{KB} = 262050\text{KB} \approx 256\text{MB}$. Therefore, the key should be rotated after each QKD key encrypts 256 MB of data.

- (2) Assume $k = 2$, meaning 2 uniform key rotations are executed (i.e., the number of files encrypted by a single key is reduced to $Q^*/2$). The security level improvement is:

$$1 + \log_2\left(1 + \frac{Q^{*2}(l^2 + 1) - 4}{\frac{8NQ^*l}{s_{\min}} + Q^{*2}(l^2 + 1) + 8}\right) \approx 1.99996 \quad (34)$$

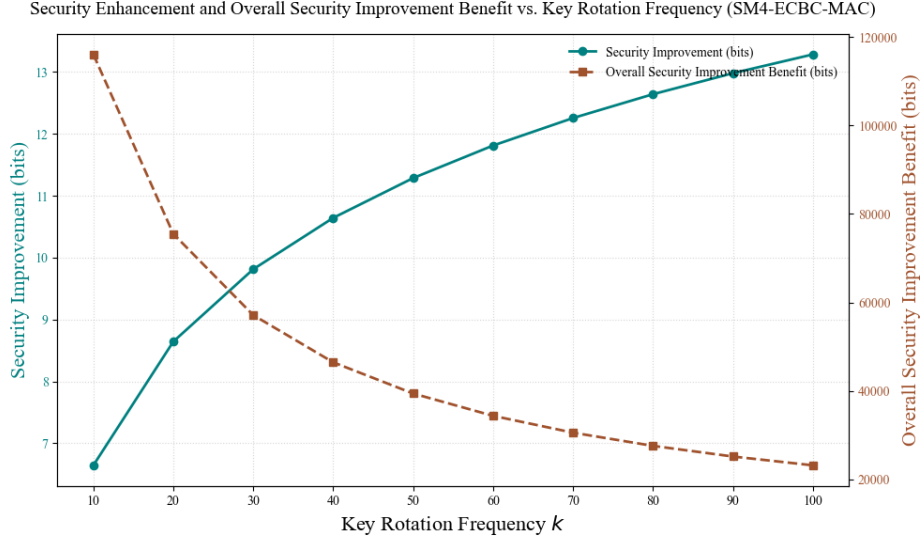


Figure 7: Relationship between Security Enhancement and Key Rotation Interval in ECBC-MAC Mode

(3) Estimate the cost required to replace one 128-bit quantum key to obtain the security enhancement benefit from using quantum keys:

$$\frac{Q^* \times [1 + \log_2(1 + \frac{Q^{*2}(l^2+1)-4}{s_{\min} + Q^{*2}(l^2+1)+8})]}{k \times (\text{The cost of a quantum key})} = \frac{174700 \times 1.99996}{2 \times (\text{The cost of a quantum key})} \quad (35)$$

As shown in Figure 7, assuming the cost of a single quantum key is 1, in ECBC-MAC mode, increasing the number of key replacements leads to an increase in security level but a decrease in the overall security benefits.

5 Conclusion

This paper addresses the ambiguity surrounding security degradation caused by key reuse when QKD-negotiated quantum keys are used in conjunction with classical block ciphers. We establish a systematic and precise model for computing the quantum key rotation interval, together with a quantitative method for evaluating the corresponding security benefits. Focusing on three representative block cipher modes—CTR, CBC, and ECBC-MAC—we have developed a concrete security analysis framework that yields the maximum number of files Q^* that can be safely encrypted under a single QKD key for a given security target. This provides a precise theoretical basis for quantum key rotation to replace the rough estimation of the traditional $2^{n/2}$ boundary.

In addition, this paper organically combines the information-theoretic security characteristics of quantum keys with the computational security of block ciphers, supporting the efficient and secure integration of block cipher applications in QKD networks. The proposed benefit-cost evaluation formula offers decision support for engineering deployment. Finally, specific parameter settings are provided for reference (to be adapted to the target scenario), along with examples of how to apply the method.

6 Acknowledgements

This research was primarily funded by the "Soft Science Research" project under the 2025 High-Level Institutional Development and Operation Program of Shanghai, People's Republic of China (No. 25692107800), the Guangdong Provincial Key Area R&D Program (No. 2020B0303010001), the Quantum Science and Technology-National Science and Technology Major Project (No. 2021ZD0301300),

the National Wide-Area Quantum Secure Communication Backbone Network Project, and the "East-West Computing" Demonstration Project: Quantum Trusted Cloud Project. We express our sincere gratitude for the support and assistance from these project funds.

References

- [1] D. Mayers, "Unconditional security in quantum cryptography," *J. ACM*, vol. 48, no. 3, p. 351–406, May 2001. [Online]. Available: <https://doi.org/10.1145/382780.382781>
- [2] P. W. Shor and J. Preskill, "Simple proof of security of the bb84 quantum key distribution protocol," *Phys. Rev. Lett.*, vol. 85, pp. 441–444, Jul 2000. [Online]. Available: <https://link.aps.org/doi/10.1103/PhysRevLett.85.441>
- [3] M. Ben-Or, M. Horodecki, D. W. Leung, D. Mayers, and J. Oppenheim, "The universal composable security of quantum key distribution," in *Theory of Cryptography*, J. Kilian, Ed. Berlin, Heidelberg: Springer Berlin Heidelberg, 2005, pp. 386–406.
- [4] J. Daemen and V. Rijmen, "The block cipher rijndael," in *Smart Card Research and Applications*, J.-J. Quisquater and B. Schneier, Eds. Berlin, Heidelberg: Springer Berlin Heidelberg, 2000, pp. 277–284.
- [5] National Institute of Standards and Technology, "Advanced Encryption Standard (AES)," U.S. Department of Commerce, Federal Information Processing Standards Publication 197, Nov. 2001, FIPS PUB 197. [Online]. Available: <https://nvlpubs.nist.gov/nistpubs/FIPS/NIST.FIPS.197.pdf>
- [6] Internet Engineering Task Force, "ShangMi (SM) Cipher Suites for TLS 1.3," IETF, RFC 8998, Mar. 2021, defines SM4-GCM/CCM modes for TLS 1.3. [Online]. Available: <https://datatracker.ietf.org/doc/html/rfc8998>
- [7] M. Bellare, A. Desai, E. Jorjani, and P. Rogaway, "A concrete security treatment of symmetric encryption," in *Proceedings of the 38th Annual Symposium on Foundations of Computer Science (FOCS)*. IEEE, 1997, pp. 394–403.
- [8] E. Barker, "Recommendation for key management: Part 1 – general. sp 800-57 part 1 rev. 5." Online, National Institute of Standards and Technology (NIST), NIST Special Publication 800-57 Part 1 Rev. 5, May 2020. [Online]. Available: <https://csrc.nist.gov/pubs/sp/800/57/pt1/r5/final>
- [9] R. Von Mises, *Über aufteilungs-und besetzungswahrscheinlichkeiten*. na, 1939.
- [10] W. Diffie and M. Hellman, "New directions in cryptography," *IEEE Transactions on Information Theory*, vol. 22, no. 6, pp. 644–654, 1976.
- [11] D. Micciancio and M. Walter, "On the bit security of cryptographic primitives," in *Annual International Conference on the Theory and Applications of Cryptographic Techniques*. Springer, 2018, pp. 3–28.
- [12] C. H. Bennett and G. Brassard, "Quantum cryptography: Public key distribution and coin tossing," *Theoretical Computer Science*, vol. 560, pp. 7–11, 2014, theoretical Aspects of Quantum Cryptography – celebrating 30 years of BB84. [Online]. Available: <https://www.sciencedirect.com/science/article/pii/S0304397514004241>
- [13] W. Diffie and M. E. Hellman, "Privacy and authentication: An introduction to cryptography," *Proceedings of the IEEE*, vol. 67, no. 3, pp. 397–427, 1979.
- [14] National Institute of Standards and Technology, "DES Modes of Operation: FIPS PUB 81," National Institute of Standards and Technology, Gaithersburg, MD, Federal Information Processing Standards Publication 81, 1980.
- [15] M. Bellare, J. Kilian, and P. Rogaway, "Cbc macs for arbitrary-length messages: The three-key constructions," in *Advances in Cryptology—CRYPTO 2000*, ser. LNCS, vol. 1880. Springer, 2000, pp. 197–215.

- [16] M. Dworkin, “Recommendation for block cipher modes of operation: The cmac mode for authentication,” NIST Special Publication 800-38B, 2005, <https://csrc.nist.gov/publications/detail/sp/800-38b/final>.
- [17] S. Goldwasser and S. Micali, “Probabilistic encryption,” *Journal of Computer and System Sciences*, vol. 28, no. 2, pp. 270–299, 1984.
- [18] J. Katz and Y. Lindell, *Introduction to Modern Cryptography*, 2nd ed. CRC Press, 2014.
- [19] P. Rogaway, “Practice-oriented provable security and the social construction of cryptography,” *IEEE Security & Privacy*, vol. 14, no. 6, pp. 10–17, 2016.
- [20] K. Lee, “Bit security as cost to demonstrate advantage,” *Cryptology ePrint Archive*, 2022.

A Formula Derivation

This appendix provides the derivations for Equations (11), (12), (17), (18), (23), and (24).

(11):

$$\begin{aligned}
& -\log_2\left(\frac{(Q^*/2)l}{s_{\min}} + \frac{2(Q^*/2)^2 l}{N}\right) - \left[-\log_2\left(\frac{Q^* l}{s_{\min}} + \frac{2(Q^*)^2 l}{N}\right)\right] \\
&= -\log_2\left(\frac{(Q^*/2) \cdot l}{s_{\min}} + \frac{2(Q^*/2)^2 \cdot l}{N}\right) + \log_2\left(\frac{Q^* \cdot l}{s_{\min}} + \frac{2(Q^*)^2 \cdot l}{N}\right) \\
&= \log_2\left(\frac{\frac{Q^* l}{s_{\min}} + \frac{2(Q^*)^2 l}{N}}{\frac{Q^* l}{2s_{\min}} + \frac{(Q^*)^2 l}{2N}}\right) \\
&= \log_2\left(\frac{\frac{1}{s_{\min}} + \frac{2Q^*}{N}}{\frac{1}{2s_{\min}} + \frac{Q^*}{2N}}\right) \\
&= \log_2\left(\frac{N + 2Q^* s_{\min}}{N + Q^* s_{\min}} \cdot 2\right) \\
&= 1 + \log_2\left(1 + \frac{Q^* s_{\min}}{N + Q^* s_{\min}}\right)
\end{aligned}$$

(12):

$$\begin{aligned}
& -\log_2\left(\frac{(Q^*/k)l}{s_{\min}} + \frac{2(Q^*/k)^2 l}{N}\right) - \left[-\log_2\left(\frac{Q^* l}{s_{\min}} + \frac{2(Q^*)^2 l}{N}\right)\right] \\
&= \log_2\left(\frac{Q^* l}{s_{\min}} + \frac{2(Q^*)^2 l}{N}\right) - \log_2\left(\frac{Q^* l}{k s_{\min}} + \frac{2(Q^*)^2 l}{k^2 N}\right) \\
&= \log_2\left(\frac{\frac{Q^* l}{s_{\min}} + \frac{2(Q^*)^2 l}{N}}{\frac{Q^* l}{k s_{\min}} + \frac{2(Q^*)^2 l}{k^2 N}}\right) \\
&= \log_2\left(\frac{1 + \frac{2Q^* s_{\min}}{N}}{\frac{1}{k} + \frac{2Q^* s_{\min}}{k^2 N}}\right) \\
&= \log_2\left(k \cdot \frac{1 + \frac{2Q^* s_{\min}}{N}}{1 + \frac{2Q^* s_{\min}}{k N}}\right) \\
&= \log_2 k + \log_2\left(1 + \frac{2(k-1)Q^* s_{\min}}{k N + 2Q^* s_{\min}}\right)
\end{aligned}$$

(17):

$$\begin{aligned}
& -\log_2\left(\frac{(Q^*/2)l}{s_{\min}} + \frac{2(Q^*/2)^2 l^2}{N}\right) - [-\log_2\left(\frac{Q^*l}{s_{\min}} + \frac{2(Q^*)^2 l^2}{N}\right)] \\
&= -\log_2\left(\frac{(Q^*/2) \cdot l}{s_{\min}} + \frac{2(Q^*/2)^2 \cdot l^2}{N}\right) + \log_2\left(\frac{Q^* \cdot l}{s_{\min}} + \frac{2(Q^*)^2 \cdot l^2}{N}\right) \\
&= \log_2\left(\frac{\frac{Q^*l}{s_{\min}} + \frac{2(Q^*)^2 l^2}{N}}{\frac{Q^*l}{2s_{\min}} + \frac{(Q^*)^2 l^2}{2N}}\right) \\
&= \log_2\left(\frac{\frac{1}{s_{\min}} + \frac{2Q^*l}{N}}{\frac{1}{2s_{\min}} + \frac{Q^*l}{2N}}\right) \\
&= \log_2\left(\frac{N + 2Q^*ls_{\min}}{N + Q^*ls_{\min}} \cdot 2\right) \\
&= 1 + \log_2\left(1 + \frac{Q^*ls_{\min}}{N + Q^*ls_{\min}}\right)
\end{aligned}$$

(18):

$$\begin{aligned}
& -\log_2\left(\frac{(Q^*/k)l}{s_{\min}} + \frac{2(Q^*/k)^2 l^2}{N}\right) - \left[-\log_2\left(\frac{Q^*l}{s_{\min}} + \frac{2(Q^*)^2 l^2}{N}\right)\right] \\
&= \log_2\left(\frac{Q^*l}{s_{\min}} + \frac{2(Q^*)^2 l^2}{N}\right) - \log_2\left(\frac{Q^*l}{ks_{\min}} + \frac{2(Q^*)^2 l^2}{k^2 N}\right) \\
&= \log_2\left(\frac{\frac{Q^*l}{s_{\min}} + \frac{2(Q^*)^2 l^2}{N}}{\frac{Q^*l}{ks_{\min}} + \frac{2(Q^*)^2 l^2}{k^2 N}}\right) \\
&= \log_2\left(\frac{1 + \frac{2Q^*l \cdot s_{\min}}{N}}{\frac{1}{k} + \frac{2Q^*l \cdot s_{\min}}{k^2 N}}\right) \\
&= \log_2\left(k \cdot \frac{1 + \frac{2Q^*l \cdot s_{\min}}{N}}{1 + \frac{2Q^*l \cdot s_{\min}}{kN}}\right) \\
&= \log_2 k + \log_2\left(1 + \frac{2(k-1)Q^*l \cdot s_{\min}}{kN + 2Q^*l \cdot s_{\min}}\right)
\end{aligned}$$

(23):

$$\begin{aligned}
& -\log_2 \left(2 \frac{(Q^*/2)l}{s_{\min}} + \frac{(Q^*/2)^2 l^2 + (Q^*/2)^2 + 2}{2N} \right) - \left[-\log_2 \left(2 \frac{Q^*l}{s_{\min}} + \frac{Q^{*2}l^2 + Q^{*2} + 2}{2N} \right) \right] \\
& = \log_2 \left(\frac{2 \frac{Q^*l}{s_{\min}} + \frac{Q^{*2}(l^2 + 1) + 2}{2N}}{\frac{2Q^*l}{2s_{\min}} + \frac{Q^{*2}l^2/4 + Q^{*2}/4 + 2}{2N}} \right) \\
& = \log_2 \left(\frac{4NQ^*l + s_{\min}[Q^{*2}(l^2 + 1) + 2]}{\frac{4NQ^*l}{2} + s_{\min}[\frac{Q^{*2}l^2}{4} + \frac{Q^{*2}}{4} + 2]} \right) \\
& = \log_2 \left(\frac{2(4NQ^*l + s_{\min}[Q^{*2}(l^2 + 1) + 2])}{4NQ^*l + s_{\min}[\frac{Q^{*2}l^2}{2} + \frac{kQ^{*2}}{4} + 2k]} \right) \\
& = \log_2 2 + \log_2 \left(\frac{4NQ^*l + s_{\min}[Q^{*2}(l^2 + 1) + 2]}{4NQ^*l + s_{\min}[\frac{Q^{*2}l^2}{2} + \frac{kQ^{*2}}{4} + 2k]} \right) \\
& = 1 + \log_2 \left(1 + \frac{s_{\min}[Q^{*2}l^2(1 - \frac{1}{2}) + Q^{*2}(1 - \frac{1}{2}) + 2(1 - 2)]}{4NQ^*l + s_{\min}[\frac{Q^{*2}l^2}{2} + \frac{2Q^{*2}}{4} + 4]} \right) \\
& = \log_2 k + \log_2 \left(1 + \frac{Q^{*2}(l^2 + 1)(1 - 1/2) + 2(1 - 2)}{4N \frac{Q^*l}{s_{\min}} + Q^{*2}(l^2 + 1)/2 + 4} \right) \\
& = \log_2 k + \log_2 \left(1 + \frac{Q^{*2}(l^2 + 1) - 4}{8N \frac{Q^*l}{s_{\min}} + Q^{*2}(l^2 + 1) + 8} \right).
\end{aligned}$$

(24):

$$\begin{aligned}
& -\log_2 \left(2 \frac{(Q^*/k)l}{s_{\min}} + \frac{(Q^*/k)^2 l^2 + (Q^*/k)^2 + 2}{2N} \right) - \left[-\log_2 \left(2 \frac{Q^* l}{s_{\min}} + \frac{Q^{*2} l^2 + Q^{*2} + 2}{2N} \right) \right] \\
& = \log_2 \left(\frac{2 \frac{Q^* l}{s_{\min}} + \frac{Q^{*2} (l^2 + 1) + 2}{2N}}{\frac{2 Q^* l}{k s_{\min}} + \frac{Q^{*2} l^2 / k^2 + Q^{*2} / k^2 + 2}{2N}} \right) \\
& = \log_2 \left(\frac{\frac{4N Q^* l + s_{\min} [Q^{*2} (l^2 + 1) + 2]}{4N Q^* l}{k}}{\frac{4N Q^* l}{k} + s_{\min} \left[\frac{Q^{*2} l^2}{k^2} + \frac{Q^{*2}}{k^2} + 2 \right]} \right) \\
& = \log_2 \left(\frac{k \left(4N Q^* l + s_{\min} [Q^{*2} (l^2 + 1) + 2] \right)}{4N Q^* l + s_{\min} \left[\frac{Q^{*2} l^2}{k} + \frac{k Q^{*2}}{k^2} + 2k \right]} \right) \\
& = \log_2 k + \log_2 \left(\frac{4N Q^* l + s_{\min} [Q^{*2} (l^2 + 1) + 2]}{4N Q^* l + s_{\min} \left[\frac{Q^{*2} l^2}{k} + \frac{k Q^{*2}}{k^2} + 2k \right]} \right) \\
& = \log_2 k + \log_2 \left(1 + \frac{s_{\min} \left[Q^{*2} l^2 \left(1 - \frac{1}{k} \right) + Q^{*2} \left(1 - \frac{1}{k} \right) + 2(1 - k) \right]}{4N Q^* l + s_{\min} \left[\frac{Q^{*2} l^2}{k} + \frac{k Q^{*2}}{k^2} + 2k \right]} \right) \\
& = \log_2 k + \log_2 \left(1 + \frac{Q^{*2} (l^2 + 1) (1 - 1/k) + 2(1 - k)}{4N \frac{Q^* l}{s_{\min}} + Q^{*2} (l^2 + 1)/k + 2k} \right).
\end{aligned}$$