

The Tensor-Plus Calculus

Kostia Chardonnet[†], Marc de Visme^{*}, Benoît Valiron^{*‡} and Renaud Vilmart^{*}

^{*} Université Paris-Saclay, CNRS, ENS Paris-Saclay, Inria, Laboratoire Méthodes Formelles, 91190, Gif-sur-Yvette, France

[†] Université de Lorraine, CNRS, Inria, LORIA, F-54000 Nancy, France

[‡] CentraleSupélec, France

Abstract—We propose a graphical language that accommodates two monoidal structures: a multiplicative one for pairing and an additional one for branching. In this colored PROP, whether wires in parallel are linked through the multiplicative structure or the additive structure is implicit and determined contextually rather than explicitly through tapes, world annotations, or other techniques, as is usually the case in the literature. The diagrams are used as parameter elements of a commutative semiring, whose choice is determined by the kind of computation we want to model, such as non-deterministic, probabilistic, or quantum.

Given such a semiring, we provide a categorical semantics of diagrams and show the language as universal for it. We also provide an equational theory to identify diagrams that share the same semantics and show that the theory is sound and complete and captures semantical equivalence.

In categorical terms, we design an internal language for semi-additive categories $(C, +, 0)$ with a symmetric monoidal structure $(C, \otimes, 1)$ distributive over it, and such that the homset $C(1, 1)$ is isomorphic to a given commutative semiring, e.g., the semiring of non-negative real numbers for the probabilistic case.

I. INTRODUCTION

From a computational perspective, the low-level control flow of a program is inherently linked to the information it acts upon. Besides composition, two program manipulations can be considered native: juxtaposition and branching.

The juxtaposition of programs can happen when they operate on distinct areas of the memory: a function f acting on A can be executed in parallel to a function g acting on B as long as they do not interact. Such operations can run asynchronously—they can be juxtaposed. The categorical interpretation of such an operation is a monoidal structure: the joint system of A and B is written $A \otimes B$,¹ and the combined action of f and g is $f \otimes g$. The operation is *multiplicative*: $A \otimes B$ represents pairs of elements of A and B .

These multiplicative monoidal structures can be equipped with a natural graphical interpretation (a PROP): types are represented as wires and actions as boxes. The system's action $f \otimes g$ on the type $A \otimes B$ can be represented graphically as shown in Figure 1a. For this multiplicative construction, in the interpretation discussed above, the wire $A \otimes B$ is intuitively understood as a bundle of two wires of type A and B : the two boxes \otimes represent the split and merge of these two bundled wires.

¹The combinator \otimes is usually written \otimes . We chose to modify its representation to make the distinction with \oplus clearer, which is especially beneficial for the upcoming generators of the graphical language.

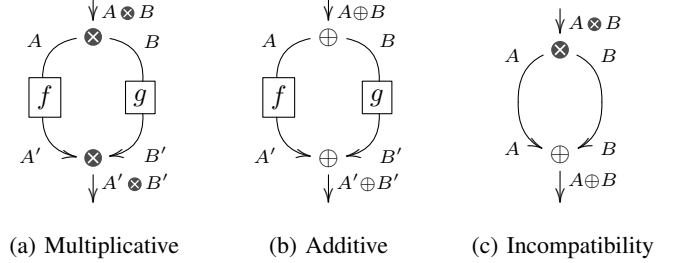


Fig. 1: typical graphical structure

The other arguably native operation is branching: the possibility to choose a course of action based on the state of the memory. This choice operation becomes the if-then-else for Boolean values and the case distinction for more general data structures. From a categorical standpoint, the choice is typically modeled using a coproduct or a biproduct \oplus . A Boolean value lives in $1 \oplus 1$: it is either the left injection (say, False) or the right injection (say, True). In general, the type $A \oplus B$ stands for either something of type A or something of type B . The additive monoidal structure is graphically similar to the multiplicative one, shown in Figure 1b. The main difference lies in the interpretation of the wire of type $A \oplus B$: something of type A or type B will get in, and this piece of data will be routed to the correct wire A or B upon reaching the first split-node \oplus . The merge-node \oplus will then secure the result again in the wire $A' \oplus B'$.

These multiplicative and additive structures are pervasive in all models of computation. They serve as a baseline for the multiplicative, additive fragment of linear logic [1], [2]. Dozens of categories feature these structures: relational models [3], [4], [5], [6], coherent spaces [7], vectorial models such as modules or vector spaces [8], [9], etc.

Despite this ubiquity, it is notoriously difficult to define a graphical language that handles both a multiplicative, monoidal structure and an additive structure, whether coproduct or biproduct. The main difficulty lies in keeping track of how wires are related: if the language is purely multiplicative, all wires are tensored; if the language is purely additive, all wires are in sum. However, if the language features both tensor and sum, three wires of type A , B , and C are ambiguous: they could, for instance, be seen as $A \otimes (B \oplus C)$, but also as the (incompatible) $(A \otimes B) \oplus C$ or even $A \oplus (B \otimes C)$. In the literature, this has been approached with the addition of external information on the graph representing the computation:

worlds [10], sheets [11] or tapes [12]. Considering our three wires of types A , B , and C , additional information is added to know how to relate them: for instance, whether A and B should first be tensored before summing C .

Multiplicative and additive structures canonically support algebraic effects. Relational models can be weighted with non-deterministic [13] or probabilistic effects [4], and finite-dimensional vector spaces is a model for (pure) quantum computation [5]. In this realm, the “choice” operation becomes effectful, and wires carry a weight: a probability, a complex number representing a quantum coefficient, etc. Such effectful computations take an additional toll on the design of a graphical language: one has to handle the multiplicative and additive aspects and the actions of the algebraic effects.

This paper is devoted to studying such a setting: We propose a graphical language unifying multiplicative and additive actions, supporting probabilistic, non-deterministic, and more exotic effects such as purely quantum effects. Contrary to the above-mentioned worlds, sheets, or tapes, the handling of wires does not require any additional structure.

A. Strategy followed in the paper.

The main difficulty consists in giving a meaning to the juxtaposition of two wires: it cannot simply be a tensor or a sum; it needs to be able to be both and in a homogeneous manner.

Our proposal, therefore, defines a special monoidal structure capturing these two possibilities at once. Formally, we set ourselves in the context of a symmetric monoidal category (representing the multiplicative tensor) with an additive structure: the additive structure gives a biproduct, and when enriched this framework is expressive enough to represent the algebraic effects we care about. Wire juxtaposition is then represented with a sum of either a tensor or a sum: $(A \otimes B) \oplus (A \oplus B)$. If this is defined formally in Section III, let us simply mention here that this binary operation gives a well-defined monoidal structure and a PROP: we provide in the paper a graphical language for which this category is the target model.

Moreover, because these two wires might be used inconsistently, for instance, the diagram shown in Figure 1c: we need to be able to represent a notion of “error” state. We capitalize on the additive structure (and the enrichment) and represent it with the “zero” map inherited from the additive structure of the category.

B. Contributions and plan of the paper.

Formally, the contributions of the paper are as follows.

- A graphical language: the Tensor-Plus Calculus, unifying multiplicative and additive structures and capturing algebraic effects: non-determinism, probability, vectorial (and quantum). The language is described using the notion of PROP, and comes in two variants: \mathbf{TP}^R and \mathbf{FTP}^R , with R a given commutative semiring.
- An interpretation based on symmetric, monoidal, semi-additive categories, with a universality result for both (Theorem III.2);

- An equational theory allowing us to rewrite diagrams, proven sound and complete (Theorem IV.1 and Theorem IV.2). We write \mathbf{TP}_{\equiv}^R and \mathbf{FTP}_{\equiv}^R for the categories \mathbf{TP}^R and \mathbf{FTP}^R quotiented by the corresponding equivalence (rewriting) relation. From the completeness result, we show that the Tensor-Plus Calculus can be regarded as an internal language for the corresponding category (Theorem IV.8).

The plan of the paper is as follows. We present the language and several examples in Section II. We then define the categorical semantics of our language and show its universality in Section III. Section IV is devoted to presenting a sound and complete equational theory. We then discuss extensions of these results.

II. THE TENSOR-PLUS CALCULUS

The aim of the paper is to define a graphical language that allows both for pairing and branching of data. In the latter case, the two branches may not be used at the same time (we use either one branch or the other, or none), while in the pairing case, the two pieces of data are either used together, or are both not used. We want all these possible interactions between wires to remain implicit, and not resort to explicit additional cues, like sheets, tapes, annotations, etc. Moreover, we want to be able to account for algebraic effects such as non-deterministic, probabilistic, and quantum effects (or, more generally, vectorial effects).

The language we propose, called the Tensor-Plus Calculus is parameterized by a commutative semiring $(R, +, 0, \times, 1)$ to account for the kind of algebraic effects we target. It can be instantiated by the complex numbers $(\mathbb{C}, +, 0, \times, 1)$ to represent pure quantum computations, the non-negative real numbers $(\mathbb{R}_{\geq 0}, +, 0, \times, 1)$ for probabilistic computations, or the Boolean values $(\{0, 1\}, \vee, 0, \wedge, 1)$ for non-deterministic computations. We come back to these semirings in Section II-C.

We define the Tensor-Plus Calculus within the paradigm of colored PROP [14], [15]: A morphism is a diagram composed of nodes, called *generators*, linked to each other through *colored wires*—where each *color* corresponds to a datatype such as “bit”—that are allowed to cross each other. This graphical representation allows the rewriting equations provided in Figure 2, where f and g stand for any diagrams with any numbers of inputs and outputs, and the wires could be of any colors.

The Tensor-Plus Calculus is equipped with a denotational semantics (Section III) and an equational theory (Section IV). In this section, we only focus on the syntax and the intuition through a series of examples.

A. The Wires: the Objects of our Category

In a colored PROP, the set of objects is freely generated by a set of *colors* and a strict² monoidal product \parallel with \emptyset as neutral element. In other words, an object corresponds to

²So \parallel is strictly associative and \emptyset is strictly its neutral element.

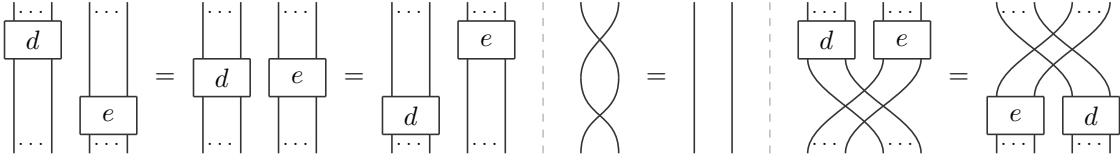


Fig. 2: Equations of a colored PROP. These are supposed true for any colors on the wires.

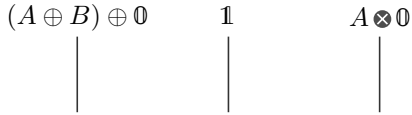
a collection of wires in parallel, written $A_1 \parallel \dots \parallel A_n$, each wire being “typed” by a color A_i . We use calligraphic letters $\mathcal{X}, \mathcal{Y}, \dots$ to denote the objects of our colored PROP, and non-calligraphic letters A, B, \dots for colors. The goal is for the colors to represent datatypes such as “bit”, so the colors will themselves be generated by the syntax

$$A, B ::= \mathbf{0} \mid \mathbf{1} \mid (A \oplus B) \mid (A \otimes B),$$

where \oplus is used to build sum types such as “bit = $\mathbf{1} \oplus \mathbf{1}$ ”, and \otimes is used to build pairs. The symbol $\mathbf{0}$ represents the unit of the sum \oplus while $\mathbf{1}$ is the unit of the tensor \otimes . For example,

$$((A \oplus B) \oplus \mathbf{0}) \parallel \mathbf{1} \parallel (A \otimes \mathbf{0})$$

is an object composed of three colors: $(A \oplus B) \oplus \mathbf{0}$, $\mathbf{1}$ and $A \otimes \mathbf{0}$. We can then represent them as three wires in parallel:



Note that while the monoidal product \parallel is strictly associative, we do not consider \oplus and \otimes to be associative as they are purely syntactical. We instead have an equivalence relation $\approx_{\lambda\rho\alpha}$ on colors, generated by the rules:

$$\begin{aligned} A \oplus \mathbf{0} &\approx_{\lambda\rho\alpha} A, & A \otimes \mathbf{1} &\approx_{\lambda\rho\alpha} A, \\ \mathbf{0} \oplus A &\approx_{\lambda\rho\alpha} A, & \mathbf{1} \otimes A &\approx_{\lambda\rho\alpha} A, \end{aligned}$$

for the units,

$$\begin{aligned} (A \oplus B) \oplus C &\approx_{\lambda\rho\alpha} A \oplus (B \oplus C), \\ (A \otimes B) \otimes C &\approx_{\lambda\rho\alpha} A \otimes (B \otimes C), \end{aligned}$$

for the associativity of the binary operators, and

$$\begin{aligned} A \oplus C &\approx_{\lambda\rho\alpha} B \oplus C, & A \otimes C &\approx_{\lambda\rho\alpha} B \otimes C, \\ C \oplus A &\approx_{\lambda\rho\alpha} C \oplus B, & C \otimes A &\approx_{\lambda\rho\alpha} C \otimes B, \end{aligned}$$

whenever $A \approx_{\lambda\rho\alpha} B$, for the congruence rules.

The choice of the notation \parallel for wires in parallel is uncommon: the notation \otimes is often preferred in the literature. We use it to put an emphasis on the fact that contrary to languages such as proof-nets [2], Boolean (or quantum) circuits, or the ZX-calculus [16], wires that are in parallel are not necessarily “in tensor with one another”. In fact, $A \parallel B$ can be understood semantically as “either $A \otimes B$ or $A \oplus B$ ”. This interpretation is formalized in the categorical semantics in Section III-A, and it will be the underlying meaning of the equation (mix) of Figure 7.

B. The Diagrams: the Morphisms of our Category

The generators of our language are described in Figure 3. On the top line, one can respectively find: the Identity $\text{id}_A : A \rightarrow A$, the Swap $\sigma_{A,B} : A \parallel B \rightarrow B \parallel A$, the Tensor $\otimes_{A,B} : A \parallel B \rightarrow (A \otimes B)$, the Plus $\oplus_{A,B} : A \parallel B \rightarrow (A \oplus B)$, the Contraction $\nabla_A : A \parallel A \rightarrow A$, the Null **zero**_A : $\emptyset \rightarrow A$ (represented with a triangle pointing down), the Unit $\otimes_{\mathbf{1}} : \emptyset \rightarrow \mathbf{1}$. On the bottom line, one can read the Adapter $\bullet_{A,A'} : A \rightarrow A'$ (whenever $A \approx_{\lambda\rho\alpha} A'$), the Scalar $[s]_A : A \rightarrow A$ for s ranging over the commutative semiring R , and the up-down mirrored version of all of the generators³. We write f^T for the up-down mirrored version of f . Diagrams are read top-to-bottom: the top-most wires are the *input* wires and the bottom-most wires are the *output* wires.

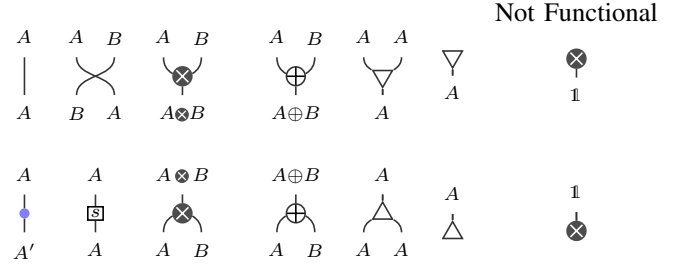


Fig. 3: Generators of our Language ($A \approx_{\lambda\rho\alpha} A'$, $s \in R$)

These generators encompass at once:

- the PROP structure of the Tensor-Plus Calculus (with the Identity and the Swap);
- the multiplicative, tensor structure (with the Tensor, the Unit and their duals);
- the additive, biproduct structure (with the Plus, the Contraction and their duals);
- the scalars (with the Scalar generator).

The associativity and unit of the multiplicative and additive structures is given by the Adapter (representing the equivalence $\approx_{\lambda\rho\alpha}$).

Equationally, the language as it stands does not contain more than the equational theory of PROP. In particular, with respect to the Sum, the Contraction corresponds to the codiagonal and its dual to the diagonal morphism: this is not yet enforced. In Section III we present a categorical semantics formally describing this intuition, and Section IV equips the Tensor-Plus Calculus with an equivalence relation \equiv capturing the structure of the denotational semantics.

³The Identity, the Swap, the Adapter and the Scalar are their own mirrored version.

Diagrams are obtained by composing the generators (Figure 3) in parallel (written \parallel), or sequentially (written \circ), as follows:



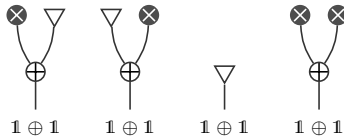
Sequential composition requires the color (and number) of wires to match. We write \mathbf{TP}^R for the PROP category of such diagrams (with the equality given by the equational theory of PROP), and $\mathbf{TP}^R(\mathcal{X}, \mathcal{Y})$ for the set of diagrams that are morphisms from \mathcal{X} to \mathcal{Y} .

The goal we announced in the introduction was to create an internal language for semiadditive categories with some additional properties. As such, one would expect \emptyset to be a terminal and initial object of our category, and might question the existence of the Unit as a non-trivial morphism from \emptyset to $\mathbf{1}$. The Unit and its mirrored version are considered “non-functional”. Computationally, they allow the process to start generating non-zero outputs without having received any input. More generally, while useful for practical examples and when representing “values” (true, false) instead of “functions” (negation, etc), they come with some significant technical complexities, and they muddy the categorical properties of our language. As such, we define the sub-language of **Functional** Tensor-Plus Calculus as the same but without the Unit and its mirrored version. We write \mathbf{FTP}^R for the corresponding category.

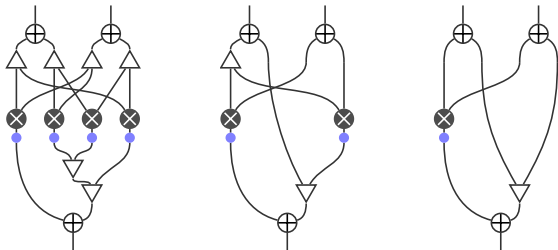
C. Examples

To illustrate the expressive power of our diagrams, we give one example for each of the commutative semirings that were announced at the beginning of the section.

Example II.1. We consider R to be the boolean ring, and look at the type $\mathbf{1} \oplus \mathbf{1}$. There are four different values over this type: True, False, \perp (or Failure), \top (or the Nondeterministic superposition of True and False). One can represent them as



We can define several versions of the logical OR: $(\mathbf{1} \oplus \mathbf{1}) \parallel (\mathbf{1} \oplus \mathbf{1}) \rightarrow \mathbf{1} \oplus \mathbf{1}$, respectively the strict OR, the lazy OR, and the parallel OR:



All these versions of the OR produce the same output when they receive well-defined Boolean inputs. Let us give some intuition to better understand those pictures:

- The left branch of a Plus corresponds to False, while its right branch corresponds to True.
- The Contractions should be seen as rail-switches where data must go left or right and cannot do both.
- The Tensor should be thought of as grouping data together.
- The Adapter can be ignored, its effect is purely administrative.

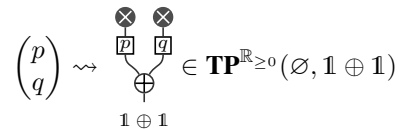
In all three diagrams, the right branches of the input Pluses are connected in many different ways to the right branch of the output Plus, and never to the left branch. As such, as soon as one input is True, the output cannot be False. The other way around, the left branch of the output Plus is only connected to the left branches of the input Pluses, so for the output to be False, both inputs must be False.

These three versions of the OR differ in the way they deal with failing inputs – represented by the Null $\mathbf{zero}_{\mathbf{1} \oplus \mathbf{1}}$. The strict OR expects a well-defined Boolean value for both its inputs and will return Null if any of its two input is Null, while the lazy OR can “short-circuit” the computation if the first input turns out to be True – in that case, we don’t care about the second input, and directly output True even if that second output would be Null. The parallel OR symmetrizes the lazy OR, and produces True whenever one of the two inputs is True.

These behaviors are completely captured by the upcoming equational theory, and examples of how it can be used to verify said behaviors are provided in Section IV.

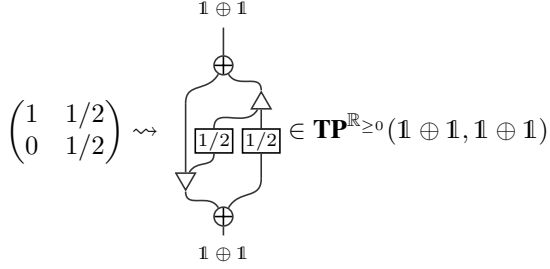
Example II.2. When considering $R = \mathbb{R}_{\geq 0}$, we can encode some basic probabilistic primitives in it and show how they operate. The most basic data we can represent is a probabilistic bit (pbit), seen as a vector $\begin{pmatrix} p \\ q \end{pmatrix}$ where p is the probability of False and q the probability of True – we do not enforce $q = 1 - p$ here, although it is required for this to be an actual pbit.

In \mathbf{TP}^R , the Boolean values are represented by the type $\mathbf{1} \oplus \mathbf{1}$. The above pbit is then represented by the following diagram:

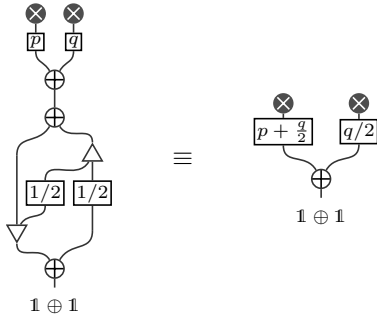


A program manipulating pbits can be understood as a non-negative-valued (usually stochastic) matrix. For example, the matrix $\begin{pmatrix} 1 & 1/2 \\ 0 & 1/2 \end{pmatrix}$ corresponds to the program “if x then coin()

else False”. This operation can be represented as follows:



In that figure, the top-most \oplus allows us to “open a vector” (the input) to recover its corresponding scalars, the contractions allow us to duplicate and sum scalars. Finally, the bottom-most \oplus will build a new vector from two scalars. For example, one can look at the composition of the above matrix and vector. Using the upcoming equational theory (Section IV), we can rewrite the composite diagram into a simpler diagram (done in Theorem IV.5):

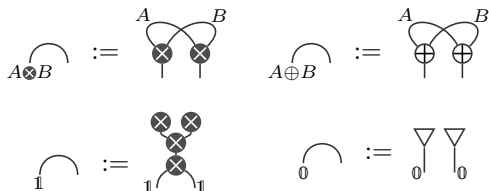


and this resulting diagram indeed corresponds to the result of the matrix product $\begin{pmatrix} p + \frac{q}{2} \\ q/2 \end{pmatrix}$.

Example II.3. We consider $R = \mathbb{C}$. The situation here is very similar to the probabilistic case, as our diagrams represent matrices. The main difference is that instead of expecting probabilistic bits to satisfy $p + q = 1$, we expect the quantum bits to satisfy $|p|^2 + |q|^2 = 1$, where p, q are now complex numbers. The presence of negative numbers means that interference is now a possibility: multiple executions of the programs can cancel each other. For example, applying the Hadamard unitary $\begin{pmatrix} 1/\sqrt{2} & 1/\sqrt{2} \\ 1/\sqrt{2} & -1/\sqrt{2} \end{pmatrix}$ to $\begin{pmatrix} 1/\sqrt{2} \\ 1/\sqrt{2} \end{pmatrix}$ returns False, because the two executions outputting True cancel each other. This interference will also be visible in the upcoming equational theory, where two opposite scalars will cancel each others with Equation (R_+).

D. The Compact Closure

While we do not have a Cup and a Cap as generators in order to “bend” wires, we can define them inductively as follows:



Since they rely on Unit, they are not part of \mathbf{FTP}^R . As proved in Theorem D.12, the equational theory ensures that they satisfy the snake equations. In other words, \mathbf{TP}^R is compact closed. Those bent wires can be used to represent relatively advanced control flows and higher order programs, as shown in the example below.

Example II.4. We take inspiration from the literature of quantum computation and study the “(quantum) switch” [17], [18], [19]. Note that despite being quantum-inspired, this example works for any commutative semiring R . It comes from a physical protocol allowing physicists to apply two operators U and V in an indefinite causal order, that is either $U \circ V$ or $V \circ U$, while relying on only one physical instance of U and one physical instance of V [20].

As such, representing it in our language is an interesting case study of both “higher order” protocols, as U and V are inputs of the programs, and of advanced control flow, as it is indefinite whether U is executed first or second. We temporarily set aside the “higher order” part, and focus on the latter. That is, we start by implementing $\text{switch}_{U,V} : (1 \oplus 1) \otimes A \rightarrow (1 \oplus 1) \otimes A$, assuming two given diagrams for $U, V : A \rightarrow A$. The expected operational behavior is the following:

$$\text{switch}_{U,V} \ b \ a = \text{if } b \text{ then } (b, VUa) \\ \text{else } (b, UVa)$$

In \mathbf{TP}^R , we can easily represent the $\text{switch}_{U,V}$ using two instances of U and V , it is the left side of Figure 4. The diagram is a simple branch-out depending on the value of b , where we either apply $U \circ V$ or $V \circ U$. Finding a graphical representation using only one instance of U and V is harder – and in fact impossible in some graphical languages [17] – but still doable in our language, see the middle of Figure 4.

From this diagram with only a single instance of U and V , we can easily extract those out of the diagram by bending wires. This yields the diagram at the right of Figure 4, which represents

$$\text{switch} : (1 \oplus 1) \otimes A \parallel (A \parallel A) \parallel (A \parallel A) \rightarrow (1 \oplus 1) \otimes A$$

where the first $(A \parallel A)$ expects U as an input and the second $(A \parallel A)$ expects V .

Now that the expressive power of the graphical language is well illustrated, let’s provide diagrams with a formal meaning.

III. CATEGORICAL SEMANTICS

We provide a semantics based on category theory, although this semantics could also be stated in terms of matrices instead⁴. For example, in the case where the scalars of R are complex numbers, this is simply a semantics into matrices with complex coefficients, so toward $(\mathbf{FdHilb}, \oplus, \{0\}, \otimes, \mathbb{C})$ where \mathbf{FdHilb} is the category of finite dimensional Hilbert spaces, \oplus is the direct sum (also called Cartesian product), $\{0\}$ is the trivial Hilbert space, \otimes is the tensor product (also called

⁴We provide such a matrix-based semantics in Figures 20 and 21.

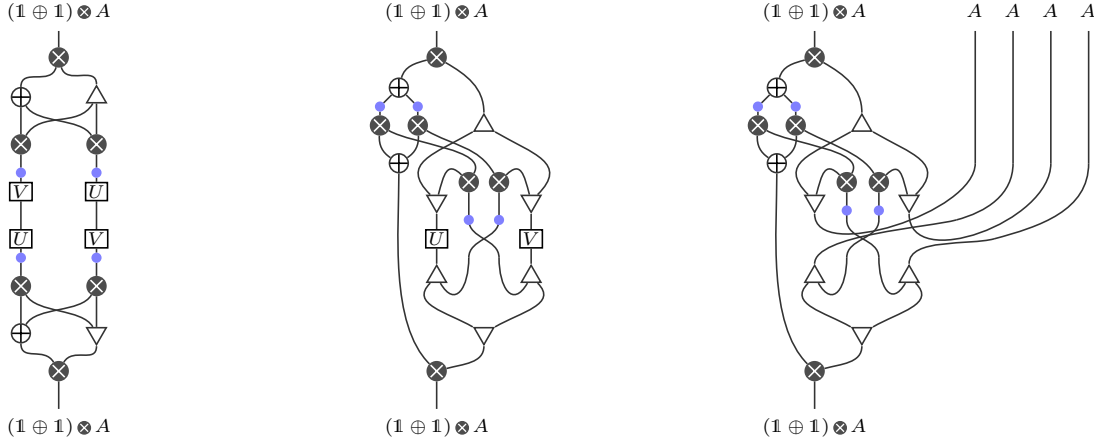


Fig. 4: The diagrams for $\text{switch}_{U,V}$ with duplicates, $\text{switch}_{U,V}$ with single instances, and switch respectively.

Kronecker product), and \mathbb{C} is the field of complex numbers. The categorical framework used here can be deduced from three structures:

- a semiadditive⁵ category $(\mathbf{H}, \oplus, 0)$
- a symmetric monoidal structure $(\mathbf{H}, \otimes, \mathbb{1})$ that is distributive over the semiadditive structure.
- a semiring isomorphism $\text{scal} : R \rightarrow \mathbf{H}(\mathbb{1}, \mathbb{1})$.

As those notions are relatively standard, in the core of the paper, we simply present the parts that are of interest for the categorical semantics. We still provide the full definitions in the appendix (Section B), together with proofs of the properties we rely on.

A. The Categorical Framework

Let \mathbf{H} be a category verifying the above three items. \mathbf{H} is enriched over R -semimodules, in other words given two morphisms $f, g : H \rightarrow K$ and two scalars $s, t \in R$ we can build the weighted sum $s \cdot f + t \cdot g$ by relying on the isomorphism scal . In particular, whenever $R = \mathbb{R}_{\geq 0}$, this can be used to represent probabilistic distribution morphisms. We write $\text{zero} : H \rightarrow K$ for the null morphism, which is the unit of that sum.

Additionally, \mathbf{H} comes with three different symmetric monoidal structures, \otimes representing the "pairing" or data, \oplus representing the "superposition" of multiple potential outcomes, and $|$ informally representing "either \otimes or \oplus " and more formally defined as:

$$H | K = (H \otimes K) \oplus (H \oplus K)$$

Those operations are bifunctorial. So for $f : H \rightarrow K$ and $f' : H' \rightarrow K'$, we have:

$$\begin{aligned} f \otimes f' &: H \otimes H' \rightarrow K \otimes K' \\ f \oplus f' &: H \oplus H' \rightarrow K \oplus K' \\ f | f' &: H | H' \rightarrow K | K' \end{aligned}$$

Those operations are, up to isomorphism, associative and respectively have $\mathbb{1}$, 0 and 0 as units. We denote by m^\otimes all the

isomorphisms obtained from the associators and unitors of \otimes by composing them with \circ , \otimes , \oplus and $|$. While this notation is ambiguous, Mac Lane's coherence theorem (Theorem B.4 and [21], [22]) ensures that this ambiguity is never problematic. We define m^\oplus and $m^|$ similarly.

Those operations are also symmetric, meaning that we have

$$\begin{aligned} \sigma^\otimes &: H \otimes K \rightarrow K \otimes H \\ \sigma^\oplus &: H \oplus K \rightarrow K \oplus H \\ \sigma^| &: H | K \rightarrow K | H \end{aligned}$$

Lastly, \oplus is a biproduct, meaning that we have injections ι , projections π , and diagonals $\Delta = \iota_\ell + \iota_r$ and codiagonals $\nabla = \pi_\ell + \pi_r$:

$$\begin{aligned} \pi_\ell &: H \oplus K \rightarrow H & \iota_\ell &: H \rightarrow H \oplus K \\ \pi_r &: H \oplus K \rightarrow K & \iota_r &: K \rightarrow H \oplus K \\ \nabla &: H \oplus H \rightarrow H & \Delta &: H \rightarrow H \oplus H \end{aligned}$$

B. Additional Structures for Non Functional Morphisms

By virtue of $(\mathbf{H}, \oplus, 0)$ being a semiadditive category, 0 is an initial object. Said otherwise, for any object H , the only morphism $0 \rightarrow H$ is zero . This actually matches the functional fragment of our language, as the only generator with no input is the Null. However, in the full language, the Unit is a generator with no input that is distinct from the Null. In order to represent that unit, we need to go slightly beyond \mathbf{H} .

Definition III.1. We define $\mathbf{H}^{\oplus \mathbb{1}}$ as the category with the same objects as \mathbf{H} and for morphisms $f \in \mathbf{H}^{\oplus \mathbb{1}}(H, K)$, the morphisms of $\mathbf{H}(H \oplus \mathbb{1}, K \oplus \mathbb{1})$ of the form

$$f = g + (\iota_r \circ \pi_r)$$

for some $g \in \mathbf{H}(H \oplus \mathbb{1}, K \oplus \mathbb{1})$. In matrix terms, it is a matrix of $\mathbf{H}(H \oplus \mathbb{1}, K \oplus \mathbb{1})$ where the bottom-right coefficient is of the form $c + \text{id}$ for $c \in \mathbf{H}(\mathbb{1}, \mathbb{1})$. The identity and composition are the same as in \mathbf{H} .

The restriction to morphisms of the shape $g + (\iota_r \circ \pi_r)$ is irrelevant if we have access to negative numbers, that is if

⁵Semiadditive categories are also called "categories with finite biproducts".

$$\begin{array}{lll}
\begin{array}{|c|} \hline A \\ \hline \\ \hline A \\ \hline \end{array} := \mathbf{id} : \llbracket A \rrbracket \rightarrow \llbracket A \rrbracket &
\begin{array}{c} A \quad B \\ \diagdown \quad \diagup \\ \hline B \quad A \end{array} := \sigma^{\downarrow} : \llbracket A \rrbracket \mid \llbracket B \rrbracket \rightarrow \llbracket B \rrbracket \mid \llbracket A \rrbracket &
\begin{array}{|c|} \hline A \\ \hline \boxplus \\ \hline A \\ \hline \end{array} := s \cdot \mathbf{id} : \llbracket A \rrbracket \rightarrow \llbracket A \rrbracket \\
\\
\begin{array}{c} A \quad B \\ \diagup \quad \diagdown \\ \hline A \oplus B \end{array} := \pi_r : \llbracket A \rrbracket \mid \llbracket B \rrbracket \rightarrow \llbracket A \rrbracket \oplus \llbracket B \rrbracket &
\begin{array}{c} A \oplus B \\ \diagdown \quad \diagup \\ \hline A \quad B \end{array} := \iota_r : \llbracket A \rrbracket \oplus \llbracket B \rrbracket \rightarrow \llbracket A \rrbracket \mid \llbracket B \rrbracket \\
\\
\begin{array}{c} A \quad B \\ \diagdown \quad \diagup \\ \hline A \otimes B \end{array} := \pi_\ell : \llbracket A \rrbracket \mid \llbracket B \rrbracket \rightarrow \llbracket A \rrbracket \otimes \llbracket B \rrbracket &
\begin{array}{c} A \otimes B \\ \diagup \quad \diagdown \\ \hline A \quad B \end{array} := \iota_\ell : \llbracket A \rrbracket \otimes \llbracket B \rrbracket \rightarrow \llbracket A \rrbracket \mid \llbracket B \rrbracket \\
\\
\begin{array}{c} A \quad A \\ \diagup \quad \diagdown \\ \hline A \end{array} := \nabla \circ \pi_r : \llbracket A \rrbracket \mid \llbracket A \rrbracket \rightarrow \llbracket A \rrbracket &
\begin{array}{c} A \\ \diagdown \quad \diagup \\ \hline A \quad A \end{array} := \iota_r \circ \Delta : \llbracket A \rrbracket \rightarrow \llbracket A \rrbracket \mid \llbracket A \rrbracket \\
\\
\begin{array}{|c|} \hline \boxplus \\ \hline \end{array} := \mathbf{zero} : \mathbf{0} \rightarrow \llbracket A \rrbracket &
\begin{array}{|c|} \hline A \\ \hline \triangle \\ \hline \end{array} := \mathbf{zero} : \llbracket A \rrbracket \rightarrow \mathbf{0} &
\begin{array}{|c|} \hline A \\ \hline \bullet \\ \hline A' \\ \hline \end{array} := \llbracket A \approx_{\lambda\rho\alpha} A' \rrbracket : \llbracket A \rrbracket \rightarrow \llbracket A' \rrbracket \\
\\
\llbracket e \circ d \rrbracket := \llbracket e \rrbracket \circ \llbracket d \rrbracket &
\llbracket d \parallel e \rrbracket := m^{\downarrow} \circ (\llbracket d \rrbracket \mid \llbracket e \rrbracket) \circ m^{\downarrow}
\end{array}$$

Fig. 5: Categorical Semantics for the Functional Tensor-Plus Calculus

$$\begin{array}{ll}
\llbracket d \rrbracket^{\oplus \mathbf{1}} := \llbracket d \rrbracket \oplus \mathbf{id}_{\mathbf{1}} \text{ whenever } d \in \mathbf{FTP}^R & \\
\begin{array}{|c|} \hline \otimes \\ \hline \mathbf{1} \end{array}^{\oplus \mathbf{1}} := \Delta \circ m^{\oplus} \in \mathbf{H}^{\oplus \mathbf{1}}(\mathbf{0}, \mathbf{1}) &
\begin{array}{|c|} \hline \mathbf{1} \\ \hline \otimes \end{array}^{\oplus \mathbf{1}} := m^{\oplus} \circ \nabla \in \mathbf{H}^{\oplus \mathbf{1}}(\mathbf{1}, \mathbf{0}) \\
\llbracket e \circ d \rrbracket^{\oplus \mathbf{1}} := \llbracket e \rrbracket^{\oplus \mathbf{1}} \circ \llbracket d \rrbracket^{\oplus \mathbf{1}} &
\llbracket d \parallel e \rrbracket^{\oplus \mathbf{1}} := (m^{\downarrow} \oplus \mathbf{id}_{\mathbf{1}}) \circ \mathbf{expand} \circ (\llbracket d \rrbracket^{\oplus \mathbf{1}} \otimes \llbracket e \rrbracket^{\oplus \mathbf{1}}) \circ \mathbf{expand}^{-1} \circ (m^{\downarrow} \oplus \mathbf{id}_{\mathbf{1}})
\end{array}$$

Fig. 6: Categorical Semantics for the Tensor-Plus Calculus

our semiring R is actually a ring. However, in absence of negative numbers, Tensor-Plus Calculus has no diagram that actually behaves like the **zero** morphism⁶, meaning that we need to exclude the **zero** morphism from $\mathbf{H}^{\oplus \mathbf{1}}$ in order to get universality.

In order to utilize this category, we rely on the following natural isomorphisms:

$$\mathbf{expand} : (H \oplus \mathbf{1}) \otimes (K \oplus \mathbf{1}) \rightarrow (H \mid K) \oplus \mathbf{1}$$

which follow from the distributivity of \otimes over \oplus .

C. The Semantics

We assume that we have $(\mathbf{H}, \oplus, \mathbf{0}, \otimes, \mathbf{1}, \mathbf{scal})$ as described above. For any color A of \mathbf{TP}^R (or \mathbf{FTP}^R), we can give its semantics $\llbracket A \rrbracket$ in \mathbf{H} as follows:

$$\begin{array}{ll}
\llbracket A \oplus B \rrbracket := \llbracket A \rrbracket \oplus \llbracket B \rrbracket & \llbracket \mathbf{0} \rrbracket := \mathbf{0} \\
\llbracket A \otimes B \rrbracket := \llbracket A \rrbracket \otimes \llbracket B \rrbracket & \llbracket \mathbf{1} \rrbracket := \mathbf{1}
\end{array}$$

We can then extend this semantics to objects as follows:

$$\begin{array}{ll}
\llbracket \mathcal{X} \parallel B \rrbracket := \llbracket \mathcal{X} \rrbracket \mid \llbracket B \rrbracket & \\
= (\llbracket \mathcal{X} \rrbracket \otimes \llbracket B \rrbracket) \oplus (\llbracket \mathcal{X} \rrbracket \oplus \llbracket B \rrbracket) & \llbracket \emptyset \rrbracket := \mathbf{0}
\end{array}$$

⁶For example, the empty diagram has for semantics that identity of $\mathbf{H}(1, 1)$, so to obtain **zero** one would need to be "less" than empty.

In order to give a semantics to every diagram, we will start by defining a semantics for the functional fragment $\llbracket _ \rrbracket : d \in \mathbf{FTP}^R(\mathcal{X}, \mathcal{Y}) \mapsto \llbracket d \rrbracket \in \mathbf{H}(\llbracket \mathcal{X} \rrbracket, \llbracket \mathcal{Y} \rrbracket)$ and then we generalize it to the whole calculus at the cost of a slightly different target category $\llbracket _ \rrbracket^{\oplus \mathbf{1}} : d \in \mathbf{TP}^R(\mathcal{X}, \mathcal{Y}) \mapsto \llbracket d \rrbracket^{\oplus \mathbf{1}} \in \mathbf{H}^{\oplus \mathbf{1}}(\llbracket \mathcal{X} \rrbracket, \llbracket \mathcal{Y} \rrbracket)$.

The semantics for the functional fragment is given in Figure 5, where m^{\downarrow} denote the unique morphisms given by Mac Lane's coherence theorem⁷ on $(\mathbf{H}, \mid, \mathbf{0})$ that apply the sequence of associators for \mid required for the definition to typecheck, and where $\llbracket A \approx_{\lambda\rho\alpha} A' \rrbracket$ is the unique morphism given by our generalization of Mac Lane's coherence theorem to categories with two monoidal structures (see Theorem B.18 in the appendices) that applies the sequence of associators for \otimes and \oplus , unitors for \otimes and \oplus and their inverses required to obtain a morphism from $\llbracket A \rrbracket$ to $\llbracket A' \rrbracket$. In the semantics, remember that $A \mid B$ stands for $(A \otimes B) \oplus (A \oplus B)$, therefore the morphisms $\pi_r, \pi_l, \iota_l, \iota_r$ act on this type and, for example, we can have $\pi_r : A \mid B \rightarrow A \oplus B$ and $\pi_\ell : A \mid B \rightarrow A \otimes B$. This semantics is universal:

Theorem III.2 (Universality). *For every object \mathcal{X}, \mathcal{Y} , for all*

⁷See [21], [22], or Theorem B.4 from the appendices, using the fact that \mid is a monoidal product as proven in Theorem B.20 in the appendices.

$f \in \mathbf{H}(\llbracket \mathcal{X} \rrbracket, \llbracket \mathcal{Y} \rrbracket)$, there exists a diagram $d \in \mathbf{FTP}^R(\mathcal{X}, \mathcal{Y})$ such that $\llbracket d \rrbracket = f$.

Then, the semantics for the whole calculus is given in Figure 6. For readers preferring matrix notation instead of categorical notations, we provide an equivalent semantics using matrices in the appendices, Figures 20 and 21. The universality result also holds in the general case, with $\mathbf{H}^{\oplus 1}$ instead of \mathbf{H} , although we remind the reader that the definition of $\mathbf{H}^{\oplus 1}$ explicitly excludes morphisms such as **zero** when R has no negative element.

IV. THE EQUATIONAL THEORY

A. The Functional Case

The equivalence relation \equiv is generated by the non-bracketed equations in Figures 7 to 11, which include the up-down mirrored version of each equation. The bracketed equations can be deduced from the non-bracketed ones (see Section D) but are left for convenience. The name of those deduced equations also use square brackets, unless they are simply the left-right mirror of an existing axioms in which case we keep the same name. The most important equations are found in Figure 7:

- $(\otimes), (\oplus)$ and (\perp) show that the Tensor and the Plus act as projections/injections, where plugging one to its mirrored version gives the identity while plugging one to the other gives the Null.
- (0) shows that the color 0 is useless as no data can travel through wires of that color.
- $(\sigma \nabla)$ shows that the Contraction is a (co-)commutative operation.
- $(N \otimes)$ means that Tensors have no computational effect on the state, other than enforcing that either both inputs are used at the same time, or they are both not used
- $(X \oplus)$ means that two Pluses head-to-head have no computational effect on the tokens other than enforcing that at most one input is used.
- $(\oplus \rightarrow \nabla)$ shows that the Contraction and the Plus have very similar behaviors.
- (mix) means that $A \parallel B$ is “either $A \otimes B$ or $A \oplus B$ ”.

Then:

- The equations provided in Figures 8 and 9 describe how both the Null and the Contraction can commute with most other constructors.
- The equations in Figure 10 explain how the definition of $\approx_{\lambda\rho\alpha}$ is expressed in the equational theory.
- The equations in Figure 11 explain how the semiring $(R, +, 0, \times, 1)$ is expressed in the equational theory.

Lastly, Figure 13 are a collection of various other equations that can be deduced from the others, included for convenience. Only $[X \oplus \rightarrow \nabla]$ and $[X \nabla \rightarrow \nabla]$ rely on the Unit, so all the others are in \mathbf{FTP}^R .

All these equations were obviously chosen so that their application does not change the semantics of the diagrams:

Proposition IV.1 (Soundness). *For $d, e \in \mathbf{FTP}^R(\mathcal{X}, \mathcal{Y})$, if $d \equiv e$ then $\llbracket d \rrbracket = \llbracket e \rrbracket$.*

The proof consists in checking that each individual equation is sound with respect to the categorical semantics, which is done in details in Section C.

Soundness tells us that the equational theory captures part of the semantics associated to the graphical language. We can go one step beyond and show that it captures *exactly* the semantics, i.e. the converse of soundness:

Theorem IV.2 (Completeness). *For $d, e \in \mathbf{FTP}^R(\mathcal{X}, \mathcal{Y})$, if $\llbracket d \rrbracket = \llbracket e \rrbracket$ then $d \equiv e$.*

This is proven through a normal form. We refer to Theorem E.15 in the appendix for the proof that every morphism can be put in normal form, and to Theorem F.2 for the proof that if two morphisms share the same semantics, then they share the same normal form.

B. The General Case

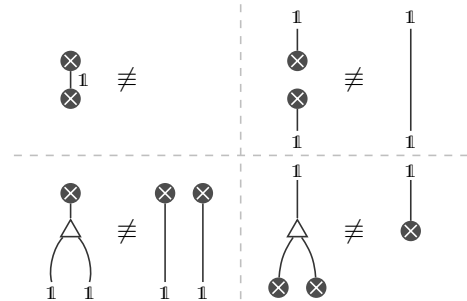
When defining the equational theory for \mathbf{TP}^R , we simply take the equational theory for \mathbf{FTP}^R and add the few equations of Figure 12, proven sound in Section C. The last equation, (Can), will be irrelevant as soon as R is cancellative, as it follows that $s = t$ whenever $s + 1 = t + 1$. We write \mathbf{TP}_{\equiv}^R for \mathbf{TP}^R quotiented by \equiv .

Quite importantly, we can use \equiv for both equational theories without ambiguity:

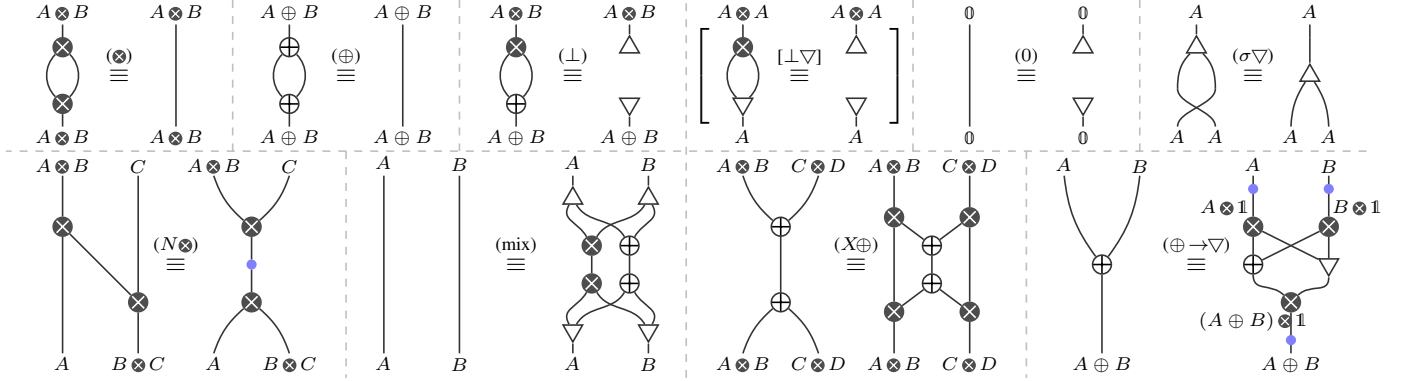
Proposition IV.3. *For $d, e \in \mathbf{FTP}^R(\mathcal{X}, \mathcal{Y})$, $d \equiv e$ for the equational theory of \mathbf{FTP}^R if and only if $d \equiv e$ for the equational theory of \mathbf{TP}^R .*

Proof. The direct implication follows from the fact that we only added equations. The indirect implication follows from the fact that the semantics of \mathbf{TP}^R is conservative with respect to the semantics of \mathbf{FTP}^R , hence it will not equate morphisms that had distinct semantics as morphisms of \mathbf{FTP}^R . Since the equational theory of \mathbf{FTP}^R is complete, it means the additional equations do not equate morphisms that are distinct within \mathbf{FTP}_{\equiv}^R . \square

Note that outside of those equations, the Unit generator is ill-behaved, and in particular assuming a non-trivial R we have the following inequations⁸:

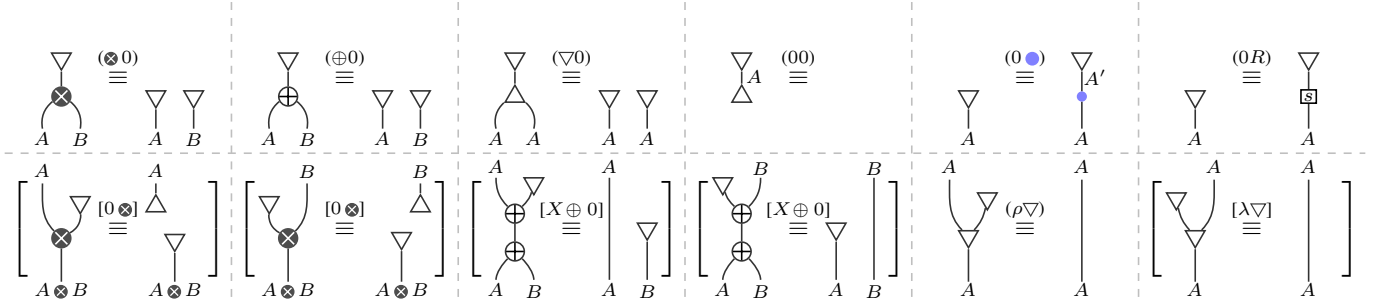


⁸More precisely, the first and last inequations require that R satisfies $1+1 \neq 1$, and the other two require the even weaker property $1 \neq 0$.



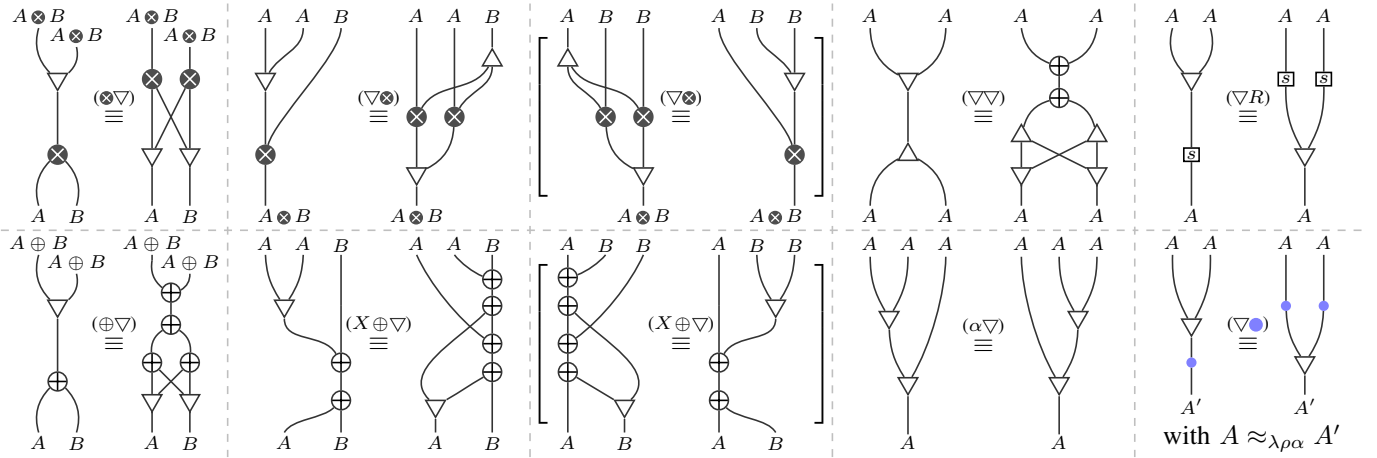
and their up-down mirrored versions.

Fig. 7: Main equations for \mathbf{FTP}^R



and their up-down mirrored versions.

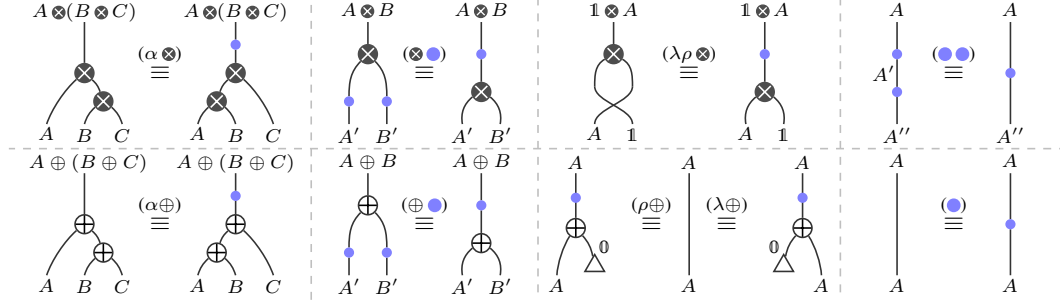
Fig. 8: Additional equations describing the commutations of **zero** in \mathbf{FTP}^R



and their up-down mirrored versions.

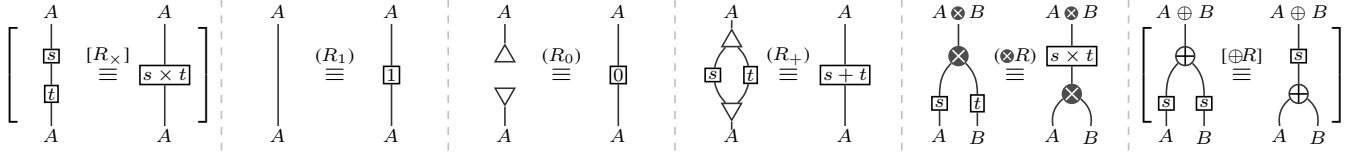
Fig. 9: Additional equations describing the commutations of ∇ in \mathbf{FTP}^R

For any colors A, A', A'', B, B', C satisfying $A \approx_{\lambda\rho\alpha} A' \approx_{\lambda\rho\alpha} A''$ and $B \approx_{\lambda\rho\alpha} B'$.



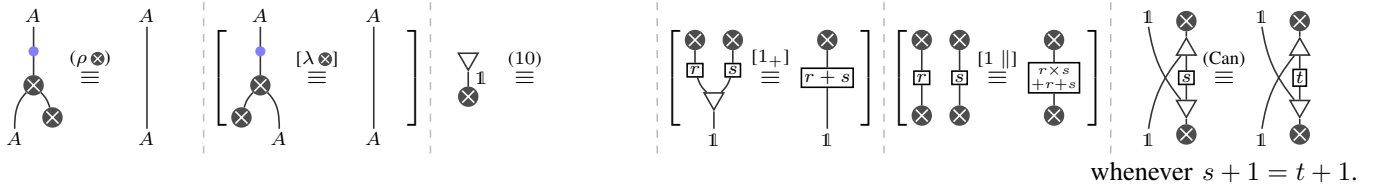
and their up-down mirrored versions.

Fig. 10: Additional equations representing $\approx_{\lambda\rho\alpha}$ in \mathbf{FTP}^R



and their up-down mirrored versions.

Fig. 11: Additional equations representing the semiring $(R, +, 0, \times, 1)$ in \mathbf{FTP}^R



and their up-down mirrored versions.

Fig. 12: Additional Equations for the full Tensor-Plus Calculus

This behavior is actually in line with our semantics, as the completeness result also extends, as proved in Theorems E.17 and F.4 using a slight generalization of the previous normal form.

Therefore, soundness (Theorem IV.1) and completeness (Theorem IV.2) extend in this setting.

C. Back to the Examples

In this section, we revisit earlier examples in order to illustrate the equational theory.

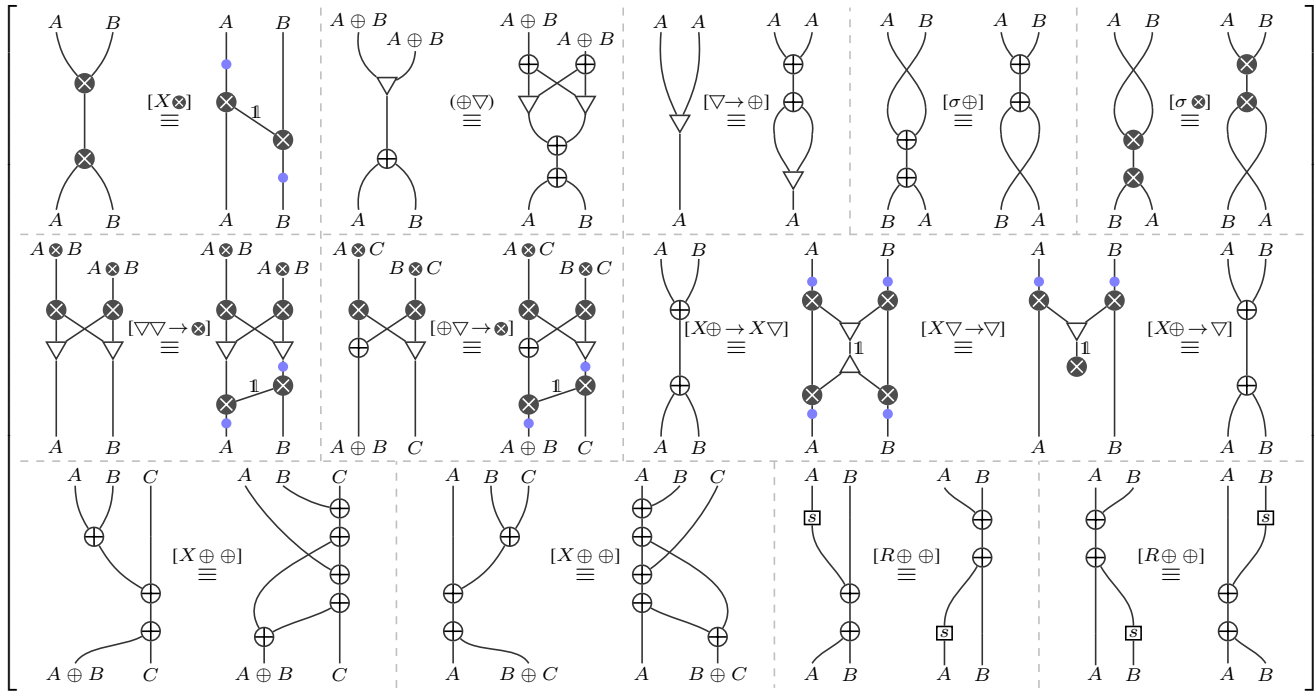
Example IV.4. We start by revisiting Theorem II.1. In fact, the functional part of the calculus is enough already to express part of the behavior of the ORs, for instance applying a Null to the second input of the strict OR. Since the strict OR forces both inputs to be evaluated to True or False, and since the Null means that the input is not used, the output should not be used either here, i.e. it should be equivalent to throwing away the first input and outputting the Null. This is shown in Figure 14.

In the context of the general, non-functional Tensor-Plus Calculus, we have access to the tensor unit, and we can fully express the behavior of the ORs. For instance, the lazy OR allows the second input to not be evaluated if the first input is evaluated to True. In that case, it should be

equivalent to ignoring the second input and outputting True, as in Section IV-B.

Example IV.5. Let us now revisit Theorem II.2 and compute the result of the the application of a matrix to a vector: As a first approximation, the two Pluses at the top will eliminate each other, connecting the left-hand side of each Plus together, and similarly for the right-hand side. After that, both the value q and the Unit are duplicated through the Contraction. Finally, p and $\frac{q}{2}$ are summed by the last Contraction. We obtain the final result, corresponding to the vector $\begin{pmatrix} p + \frac{q}{2} \\ \frac{q}{2} \end{pmatrix}$, as shown in Figure 17.

However, while each of the diagrams of the above figure are equivalent to the others, this “first approximation” is only correct because of the presence of the Plus at the very bottom. Without that context, the two head-to-head Pluses would not eliminate each others. In actual practice, instead of eliminating them directly we slide the two head-to-head Pluses downward until they are absorbed by the bottom Plus, as shown in Figure 16.



and their up-down mirrored versions.

Fig. 13: A Collection of Various Other Deducible Equations

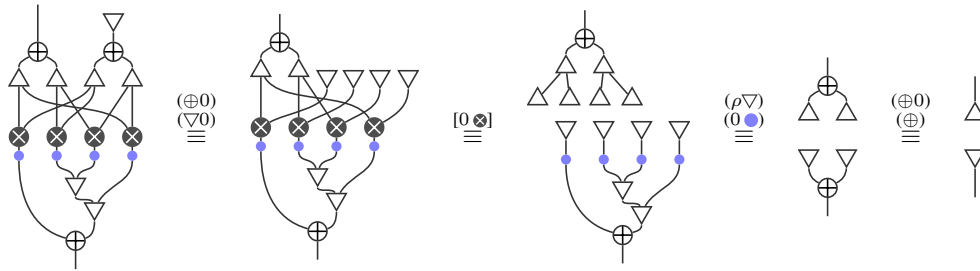


Fig. 14: Rewrite of the strict OR

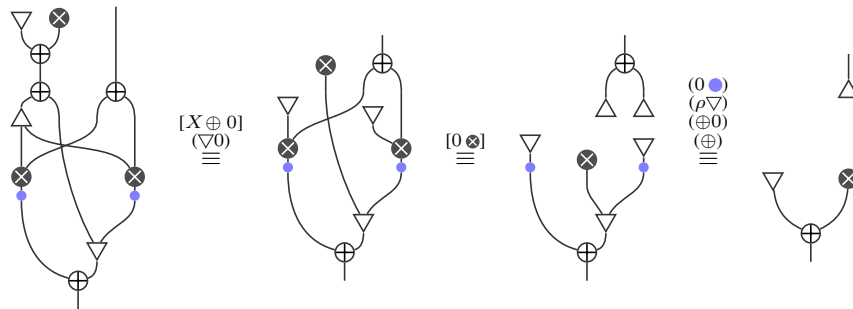


Fig. 15: Rewrite of the lazy OR

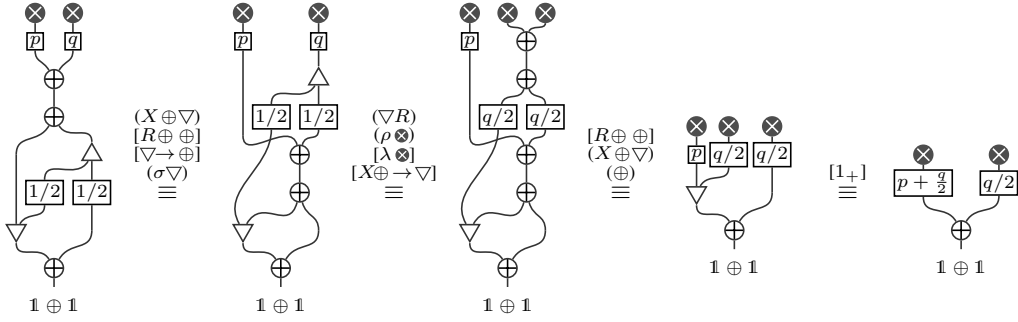


Fig. 16: Rewrite of the Application of a Probabilistic Matrix on a pbit (general case).

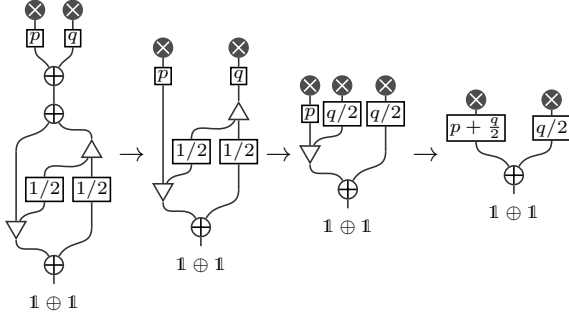


Fig. 17: Probability matrix applied to a pbit (simple case).

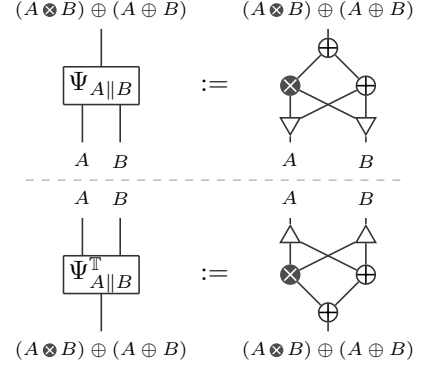


Fig. 18: Isomorphism between $A \parallel B$ and $(A \mid B) := (A \otimes B) \oplus (A \oplus B)$.

D. Tensor-Plus Calculus as an Internal Language

In Section III, we built a semantics toward a semiadditive category with an additional symmetric monoidal structure. In this subsection, we claim that $\mathbf{singleFTP}^R$, the restriction of \mathbf{FTP}^R to morphisms with a single input and a single output, is an *internal language* for “semiadditive categories, with a symmetric monoidal structure distributive over it, and such that the homset of automorphisms over the latter’s unit are isomorphic to R ”, which means the following:

Theorem IV.6. *Let $\mathbf{singleFTP}^R$ be the full subcategory of \mathbf{FTP}^R with for objects the colors of \mathbf{FTP}^R . We can see $\mathbf{singleFTP}^R$ as a semiadditive category $(\mathbf{singleFTP}^R, \oplus, 0)$ and a symmetric monoidal category $(\mathbf{singleFTP}^R, \otimes, 1)$ such that if we consider $\mathbf{H} = \mathbf{singleFTP}^R$ (with $\mathbf{scal}(s) = s$) then the semantics $\llbracket - \rrbracket : \mathbf{singleFTP}^R \rightarrow \mathbf{H}$ is the identity.*

We provide a detailed proof in the appendix Section H-B. For the most part, this is a direct consequence of the completeness result of Theorem IV.2. While the restriction to single input/output might look significant, it is actually minimal as:

Proposition IV.7. *The category $\mathbf{singleFTP}^R$ is equivalent to the category \mathbf{FTP}^R .*

This equivalence follows from the existence of a natural isomorphism $\Psi_{A||B}$ defined in Figure 18 between the two-colors object $A \parallel B$ and the one-color object $(A \otimes B) \oplus (A \oplus B)$, and is detailed in the appendices Section H-A. Both results extend to the non-functional case:

Theorem IV.8. *Let $\mathbf{singleTP}^R$ be the full subcategory of \mathbf{TP}^R with for objects the colors of \mathbf{TP}^R . We can see $\mathbf{singleTP}^R$ as being equivalent to $(\mathbf{singleFTP}^R)^{\oplus 1}$, such that if we consider $\mathbf{H} = \mathbf{singleFTP}^R$ (with $\mathbf{scal}(s) = s$) then the semantics $\llbracket - \rrbracket^{\oplus 1} : \mathbf{singleTP}^R \rightarrow \mathbf{H}^{\oplus 1}$ is the identity.*

Proposition IV.9. *The category $\mathbf{singleTP}^R$ is equivalent to the category \mathbf{TP}^R .*

V. CONCLUSION

We introduced a new graphical language unifying additive and multiplicative structure, gave it categorical semantics and an equational theory, and proved the main properties one should expect: universality, soundness, and completeness. We show how this graphical language is an internal language for semiadditive categories with an additional monoidal structure that is distributive over it and parametrized by some algebraic effect.

This language is a first step towards the unification of languages based on the tensor \otimes and those based on the biproduct \oplus . The language allows us to reason about both systems in parallel and superpositions of executions, as shown by the encoding of the Switch in Theorem II.4.

A natural development of the Tensor-Plus Calculus consists in accommodating recursive types in the language. We expect significant difficulties because macros defined by induction on the type – like the cup/caps of Section II-D and the normal form – will no longer be well-defined.

Additional questions also arise when instantiating the language to a specific semiring. For example, we can represent pure quantum computation when considering $R = \mathbb{C}$. However, the question of a complete equational theory for the language on mixed states remains open (one idea could be to rely on the discard construction [23]).

Finally, the study of the graphical interaction between additive and multiplicative connectors has extensive literature within the community of multiplicative-additive proof nets of linear logic [24]. As such, a natural development would be to attempt to split our \oplus and \otimes into two dual connectors each (respectively Plus \oplus and With \otimes , and Tensor \otimes and Par \otimes).

REFERENCES

- [1] J.-Y. Girard, “Linear logic,” *Theoretical computer science*, vol. 50, no. 1, pp. 1–101, 1987.
- [2] —, “Proof-nets: the parallel syntax for proof-theory,” *Lecture Notes in Pure and Applied Mathematics*, pp. 97–124, 1996.
- [3] F. Lamarche, “Quantitative domains and infinitary algebras,” *Theoretical computer science*, vol. 94, no. 1, pp. 37–62, 1992.
- [4] J. Laird, G. Manzonetto, G. McCusker, and M. Pagani, “Weighted relational models of typed lambda-calculi,” in *2013 28th Annual ACM/IEEE Symposium on Logic in Computer Science*. IEEE, 2013, pp. 301–310.
- [5] M. Pagani, P. Selinger, and B. Valiron, “Applying quantitative semantics to higher-order quantum computing,” in *Proceedings of the 41st ACM SIGPLAN-SIGACT Symposium on Principles of Programming Languages*, ser. POPL ’14. New York, NY, USA: Association for Computing Machinery, 2014, p. 647–658. [Online]. Available: <https://doi.org/10.1145/2535838.2535879>
- [6] T. Ehrhard, “Finiteness spaces,” *Mathematical Structures in Computer Science*, vol. 15, no. 4, p. 615–646, 2005.
- [7] T. Ehrhard, C. Tasson, and M. Pagani, “Probabilistic coherence spaces are fully abstract for probabilistic pcf,” *SIGPLAN Not.*, vol. 49, no. 1, p. 309–320, Jan. 2014. [Online]. Available: <https://doi.org/10.1145/2578855.2535865>
- [8] T. Tsukada and K. Asada, “Linear-algebraic models of linear logic as categories of modules over sigma-semirings,” in *Proceedings of the 37th Annual ACM/IEEE Symposium on Logic in Computer Science*, ser. LICS ’22. New York, NY, USA: Association for Computing Machinery, 2022. [Online]. Available: <https://doi.org/10.1145/3531130.3533373>
- [9] A. Díaz-Caro and O. Malherbe, “A concrete model for a typed linear algebraic lambda calculus,” *Mathematical Structures in Computer Science*, vol. 34, no. 1, pp. 1–44, 2024.
- [10] K. Chardonnet, M. de Visme, B. Valiron, and R. Vilmart, “The many-worlds calculus,” 2023.
- [11] C. Comfort, A. Delpeuch, and J. Hedges, “Sheet diagrams for bimonoidal categories,” 2020. [Online]. Available: <https://arxiv.org/abs/2010.13361>
- [12] F. Bonchi, A. Di Giorgio, and A. Santamaria, “Deconstructing the calculus of relations with tape diagrams,” *Proc. ACM Program. Lang.*, vol. 7, no. POPL, Jan. 2023. [Online]. Available: <https://doi.org/10.1145/3571257>
- [13] A. Bucciarelli, T. Ehrhard, and G. Manzonetto, “A relational model of a parallel and non-deterministic λ -calculus,” in *Logical Foundations of Computer Science*, S. Artemov and A. Nerode, Eds. Berlin, Heidelberg: Springer Berlin Heidelberg, 2009, pp. 107–121.
- [14] T. Carette, “Wielding the zx-calculus, flexsymmetry, mixed states, and scalable notations. (manier le zx-calcul, flexsymétrie, systèmes ouverts et limandes),” Ph.D. dissertation, University of Lorraine, Nancy, France, 2021. [Online]. Available: <https://tel.archives-ouvertes.fr/tel-03468027>
- [15] P. Hackney and M. Robertson, “On the category of props,” *Appl. Categorical Struct.*, vol. 23, no. 4, pp. 543–573, 2015.
- [16] B. Coecke and R. Duncan, “Interacting quantum observables: categorical algebra and diagrammatics,” *New Journal of Physics*, vol. 13, no. 4, p. 043016, 2011.
- [17] G. Chiribella, G. M. D’Ariano, P. Perinotti, and B. Valiron, “Quantum computations without definite causal structure,” *Physical Review A*, vol. 88, no. 2, Aug. 2013. [Online]. Available: <http://dx.doi.org/10.1103/PhysRevA.88.022318>
- [18] M. Araújo, F. Costa, and i. c. v. Brukner, “Computational advantage from quantum-controlled ordering of gates,” *Phys. Rev. Lett.*, vol. 113, p. 250402, Dec 2014. [Online]. Available: <https://link.aps.org/doi/10.1103/PhysRevLett.113.250402>
- [19] M. M. Taddei, J. Cariñe, D. Martínez, T. García, N. Guerrero, A. A. Abbott, M. Araújo, C. Branciard, E. S. Gómez, S. P. Walborn, L. Aolita, and G. Lima, “Computational advantage from the quantum superposition of multiple temporal orders of photonic gates,” *PRX Quantum*, vol. 2, no. 1, Feb. 2021. [Online]. Available: <http://dx.doi.org/10.1103/PRXQuantum.2.010320>
- [20] A. A. Abbott, J. Wechs, D. Horsman, M. Mhalla, and C. Branciard, “Communication through coherent control of quantum channels,” *Quantum*, vol. 4, p. 333, Sep. 2020. [Online]. Available: <http://dx.doi.org/10.22331/q-2020-09-24-333>
- [21] G. Kelly, “On macLane’s conditions for coherence of natural associativities, commutativities, etc.” *Journal of Algebra*, vol. 1, no. 4, pp. 397–402, 1964. [Online]. Available: <https://www.sciencedirect.com/science/article/pii/0021869364900183>
- [22] A. Joyal and R. Street, “Braided tensor categories,” *Advances in Mathematics*, vol. 102, no. 1, pp. 20–78, 1993. [Online]. Available: <https://www.sciencedirect.com/science/article/pii/S0001870883710558>
- [23] T. Carette, E. Jeandel, S. Perdrix, and R. Vilmart, “Completeness of Graphical Languages for Mixed States Quantum Mechanics,” in *46th International Colloquium on Automata, Languages, and Programming (ICALP 2019)*, ser. Leibniz International Proceedings in Informatics (LIPIcs), C. Baier, I. Chatzigiannakis, P. Flocchini, and S. Leonardi, Eds., vol. 132. Dagstuhl, Germany: Schloss Dagstuhl–Leibniz-Zentrum fuer Informatik, 2019, pp. 108:1–108:15. [Online]. Available: <http://drops.dagstuhl.de/opus/volltexte/2019/10684>
- [24] D. J. D. Hughes and R. J. Van Glabbeek, “Proof nets for unit-free multiplicative-additive linear logic,” *ACM Trans. Comput. Logic*, vol. 6, no. 4, p. 784–842, Oct. 2005. [Online]. Available: <https://doi.org/10.1145/1094622.1094629>
- [25] M. L. Laplaza, “Coherence for distributivity,” in *Coherence in Categories*, G. M. Kelly, M. Laplaza, G. Lewis, and S. Mac Lane, Eds. Berlin, Heidelberg: Springer Berlin Heidelberg, 1972, pp. 29–65.
- [26] J. M. Maranda, “On fundamental constructions and adjoint functors,” *Canadian Mathematical Bulletin*, vol. 9, no. 5, p. 581–591, 1966.
- [27] S. Brooke and K. V. Stone, “Monads and comonads in intensional semantics,” 1993. [Online]. Available: <https://apps.dtic.mil/sti/citations/ADA266522>

APPENDIX A
COMMUTATIVE SEMIRINGS AND SEMIMODULES

In this appendix, we recall the basic notions about semirings that we need for our paper.

A. Commutative Semirings

Definition A.1. A monoid $(G, +, 0)$ is a set G together with a distinguished element 0 and a binary operation $+: G \times G \rightarrow G$ such that:

$$\begin{aligned} (a + b) + c &= a + (b + c) \\ a + 0 &= a \end{aligned}$$

It is commutative if additionally

$$a + b = b + a$$

Definition A.2. A semiring $(R, +, 0, \times, 1)$ is composed of a commutative monoid $(R, +, 0)$ and a monoid $(R, \times, 1)$ with the latter distributive over the former:

$$\begin{aligned} a \times 0 &= 0 \\ a \times (b + c) &= a \times b + a \times c \end{aligned}$$

It is commutative whenever $(R, \times, 1)$ is commutative.

This definition can be instantiated as the complex numbers $(\mathbb{C}, +, 0, \times, 1)$ to represent pure quantum computations, the non-negative real numbers $(\mathbb{R}_{\geq 0}, +, 0, \times, 1)$ for probabilistic computations, or the booleans $(\{\text{False}, \text{True}\}, \text{OR}, \text{False}, \text{AND}, \text{True})$ for non-deterministic computations.

The first two examples are **cancellative**, that is whenever $a + c = b + c$ then $a = b$, while the last example does not since $\text{False OR True} = \text{True OR True}$ but $\text{False} \neq \text{True}$.

Definition A.3. A semiring homomorphism $f: (R, +, 0, \times, 1) \rightarrow (R', +', 0', \times', 1')$ is a function $f: R \rightarrow R'$ that preserves all the structures:

$$\begin{aligned} f(a + b) &= f(a) +' f(b) & f(0) &= 0' \\ f(a \times b) &= f(a) \times' f(b) & f(1) &= 1' \end{aligned}$$

A semiring homomorphism is an isomorphism whenever it is invertible as a function.

B. Semimodules

Semimodules are the generalisation of vector spaces where instead of a field they are parametrised by a commutative semiring.

Definition A.4. Let $(R, +, 0, \times, 1)$ be a commutative semiring. An R -semimodule $(M, \cdot, +, \mathbf{zero})$ is a semigroup $(M, +, \mathbf{zero})$ together with a binary operation $\cdot: R \times M \rightarrow M$ satisfying:

$$\begin{aligned} 1 \cdot u &= u & (a \times b) \cdot u &= a \cdot (b \cdot u) \\ 0 \cdot u &= \mathbf{zero} & (a + b) \cdot u &= a \cdot u + b \cdot u \\ a \cdot \mathbf{zero} &= \mathbf{zero} & a \cdot (u + v) &= a \cdot u + a \cdot v \end{aligned}$$

In this paper, we do not consider a single semimodule, but instead a category \mathbf{H} where every homset $\mathbf{H}(H, K)$ is a semimodule, compatible with each others as follows.

Definition A.5. A category \mathbf{H} is enriched over R -semimodules if for every object H, K , the homset $\mathbf{H}(H, K)$ is a semimodule $(\mathbf{H}(H, K), \cdot, +, \mathbf{zero})$, such that:

$$\begin{aligned} (a \times b) \cdot (g \circ f) &= (a \cdot g) \circ (b \cdot f) \\ \mathbf{zero} \circ f &= \mathbf{zero} \\ g \circ \mathbf{zero} &= \mathbf{zero} \\ (g_1 + g_2) \circ f &= (g_1 \circ f) + (g_2 \circ f) \\ g \circ (f_1 + f_2) &= g \circ f_1 + g \circ f_2 \end{aligned}$$

In the above definition, the notations are ambiguous as each semimodule has its own \cdot , $+$ and \mathbf{zero} , so we ought to give them distinct names $\cdot_{H,K}$, $_{H,K}+$ and $\mathbf{zero}_{H,K}$. We consider that this ambiguity is worth the improvement in readability.

APPENDIX B CATEGORY THEORY

In this appendix, we provide detailed definition of the categorical notions used in this paper, including proofs of the various results (all of them either already proved in various textbooks or known in folklore) we use.

A. The Monoidal Structure

At the core of the categories we use in this paper is the notion of monoidal category. In this subsection, we recall some basic notions about them, including Mac Lane's coherence theorem. In a few words:

- A monoidal category is a category where we pair objects together, and where this "pairing" is associative and has a neutral element, but where those associativity and neutrality are not strict but only "up to an isomorphism".
- Mac Lane's coherence theorem ensures that even though the associativity and neutrality are "up to an isomorphism", those isomorphisms are fully transparent and could be handwaved⁹ without causing issues.

Definition B.1. A monoidal category $(\mathbf{H}, \otimes, \mathbb{1})$ is a category \mathbf{H} together with a bifunctor \otimes and the following natural isomorphisms:

- the left-unitor $\lambda^\otimes : \mathbb{1} \otimes H \rightarrow H$
- the right-unitor $\rho^\otimes : H \otimes \mathbb{1} \rightarrow H$
- the associator $\alpha^\otimes : (H \otimes K) \otimes L \rightarrow H \otimes (K \otimes L)$

satisfying the following coherence laws:

$$\begin{array}{c}
 (H \otimes \mathbb{1}) \otimes K \xrightarrow{\alpha^\otimes} H \otimes (\mathbb{1} \otimes K) \\
 \rho^\otimes \otimes \text{id} \searrow \quad \swarrow \text{id} \otimes \lambda^\otimes \\
 H \otimes K \\
 \\
 (H \otimes K) \otimes (L \otimes D) \\
 \alpha^\otimes \swarrow \quad \searrow \alpha^\otimes \\
 ((H \otimes K) \otimes L) \otimes D \quad H \otimes (K \otimes (L \otimes D)) \\
 \alpha^\otimes \otimes \text{id} \downarrow \quad \uparrow \text{id} \otimes \alpha^\otimes \\
 (H \otimes (K \otimes L)) \otimes D \xrightarrow{\alpha^\otimes} H \otimes ((K \otimes L) \otimes D)
 \end{array}$$

It is a symmetric monoidal category if additionally it has a natural isomorphism:

- The swap $\sigma^\otimes : H \otimes K \rightarrow K \otimes H$

satisfying the following coherence laws:

⁹This "handwaving" can actually be formalised as a strictification, where one builds an equivalent category where the associativity and neutrality are strict.

$$\begin{array}{ccc}
 H \otimes \mathbb{1} & \xrightarrow{\sigma^\otimes} & \mathbb{1} \otimes H \\
 \rho^\otimes \searrow & & \swarrow \lambda^\otimes \\
 & K \otimes H &
 \end{array}$$

$$\begin{array}{ccc}
 H \otimes K & \xrightarrow{\text{id}} & H \otimes K \\
 \sigma^\otimes \searrow & & \swarrow \sigma^\otimes \\
 & K \otimes H &
 \end{array}$$

$$\begin{array}{ccc}
 & H \otimes (K \otimes L) & \\
 \alpha^\otimes \swarrow & & \searrow \sigma^\otimes \\
 (H \otimes K) \otimes L & & (K \otimes L) \otimes H \\
 \sigma^\otimes \otimes \text{id} \downarrow & & \downarrow \alpha^\otimes \\
 (K \otimes H) \otimes L & & K \otimes (L \otimes H) \\
 \alpha^\otimes \searrow & & \swarrow \text{id} \otimes \sigma^\otimes \\
 & K \otimes (H \otimes L) &
 \end{array}$$

We define the following shorthand:

$$\bigotimes_{i=1}^n H_i := \begin{cases} \mathbb{1} & \text{whenever } n = 0 \\ H_1 & \text{whenever } n = 1 \\ \left(\bigotimes_{i=1}^{n-1} H_i \right) \otimes H_n & \text{whenever } n \geq 2 \end{cases}$$

We write $\bigotimes_{i=1}^n H_i, \dots, H_n$ for the set of objects of \mathbf{H} that are built with \bigotimes from the objects H_1, \dots, H_n each used exactly once, and in that specific order, with any number of copies of the object $\mathbb{1}$ inserted at any position. We note that $\bigotimes_{i=1}^n H_i \in \bigotimes_{i=1}^n H_i, \dots, H_n$.

For any two $A, B \in \bigotimes_{i=1}^n H_i, \dots, H_n$, we write $m^\otimes : A \rightarrow B$ for the natural¹⁰ isomorphism built using \circ and \otimes from the morphisms $\text{id}, \alpha^\otimes, \lambda^\otimes, \rho^\otimes$ and their inverses¹¹. In particular, $m^\otimes : \left(\bigotimes_{i=1}^n H_i \right) \otimes \left(\bigotimes_{j=1}^m H_{n+j} \right) \rightarrow \bigotimes_{i=1}^{n+m} H_i$ is well defined. The uniqueness of m^\otimes follows from Mac Lane's coherence theorem, although some subtleties are to be noted:

Example B.2. We consider the category of sets and functions between sets. It is a monoidal category for the disjoint union:

$$S \uplus T = \{(0, a) \mid a \in S\} \cup \{(1, b) \mid b \in T\}$$

¹⁰The naturality is with respect to each of the H_i .

¹¹Notably, even in a symmetric monoidal category, we disallow the swap σ^\otimes from appearing in m^\otimes .

For a non-empty set S , we define $\text{Left}(S)$ and $\text{Right}(S)$ as the smallest sets such as:

$$\text{Left}(S) = \text{Left}(S) \uplus S \quad \text{Right}(S) = S \uplus \text{Right}(S)$$

Concretely, an element of $\text{Left}(S)$ is a sequence of any number of 0, followed by a 1, and finally an element of S . Similarly, an element of $\text{Right}(S)$ is a sequence of any number of 1, followed by a 0, and finally an element of S . We look at the associator α :

$$\begin{array}{lll} (\text{Left}(S) \uplus S) \uplus \text{Right}(S) & \rightarrow & \text{Left}(S) \uplus (S \uplus \text{Right}(S)) \\ (0, (0, x)) & \mapsto & (0, x) \\ (0, (1, x)) & \mapsto & (1, (0, x)) \\ (1, x) & \mapsto & (1, (1, x)) \end{array}$$

But using the equations satisfied by $\text{Left}(S)$ and $\text{Right}(S)$, we have:

$$\begin{aligned} (\text{Left}(S) \uplus S) \uplus \text{Right}(S) &= \text{Left}(S) \uplus \text{Right}(S) \\ &= \text{Left}(S) \uplus (S \uplus \text{Right}(S)) \end{aligned}$$

Said otherwise, **id** is a valid morphism between those two objects. And since **id** \neq α , we found two structural morphisms between the same objects that are different, hence breaking the naive understanding of Mac Lane's coherence.

This counterexample is why the actual coherence theorem is about formal morphisms, as we define here.

Definition B.3. A \otimes -formal object of \mathbf{H} is an element of the following syntax:

$$A, B, \dots ::= \mathbb{1} \mid A \otimes B \mid \underline{H} \text{ (for any } H \text{ object of } \mathbf{H})$$

We write $(\otimes\text{-FormH}, \otimes, \mathbb{1})$ for the monoidal category of formal objects together with only the structural morphisms: $\lambda^\otimes, \lambda^{\otimes-1}, \rho^\otimes, \rho^{\otimes-1}, \alpha^\otimes, \alpha^{\otimes-1}$, and their composition through \circ , and \otimes . There is an obvious forgetful functor $U : \otimes\text{-FormH} \rightarrow \mathbf{H}$.

Theorem B.4 (Mac Lane's Coherence Theorem). Given two morphisms $f, g \in \otimes\text{-FormH}(A, B)$, we necessarily have $f = g$.

As such, when we say that m^\otimes is unique, it is only correct because we are implicitly working with formal morphisms, hence forbidding any "using the fact that an object can be written in different equivalent ways" like in the previous counter-example.

B. The Semiadditive Structure

The second structure central to our paper is the one of categories with (finite) biproducts, also called semiadditive categories.

Definition B.5. A semiadditive category $(\mathbf{H}, \oplus, \mathbb{0})$ is a category \mathbf{H} with finite biproducts, that is a bifunctor \oplus and the following natural transformations:

- the left-injection $\iota_\ell : H \rightarrow H \oplus K$
- the right-injection $\iota_r : K \rightarrow H \oplus K$
- the initial morphism **zero** : $\mathbb{0} \rightarrow K$
- the co-diagonal $\nabla : H \oplus H \rightarrow H$

- the left-projection $\pi_\ell : H \oplus K \rightarrow H$
- the right-projection $\pi_r : H \oplus K \rightarrow K$
- the terminal morphism¹² **zero** : $H \rightarrow \mathbb{0}$
- the diagonal $\Delta : H \rightarrow H \oplus H$

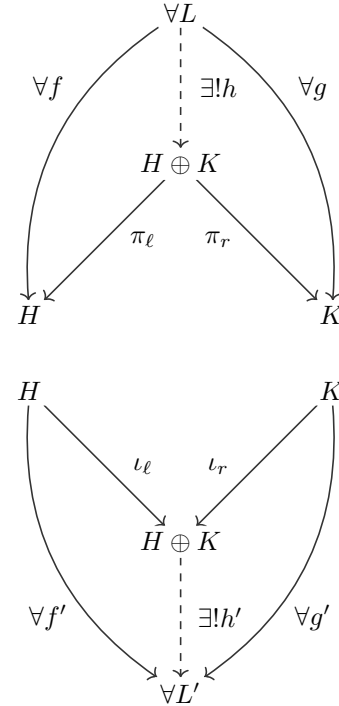
satisfying the following coherence laws:

- For every $f : H \rightarrow \mathbb{0}$ or $f : \mathbb{0} \rightarrow H$, necessarily $f = \mathbf{zero}$.
- For every $f : L \rightarrow H$, $g : L \rightarrow K$, $f' : H \rightarrow L'$ and $g' : K \rightarrow L'$, then

$$h = (f \oplus g) \circ \Delta : L \rightarrow H \oplus K$$

$$h' = \nabla \circ (f' \oplus g') : H \oplus K \rightarrow L'$$

are the unique morphisms such that:



The uniqueness of h and h' is a very strong property, which allows us to derive many well-known identities, such as $\pi_\ell \circ \Delta = \mathbf{id}$.

Proposition B.6. The semiadditive category $(\mathbf{H}, \oplus, \mathbb{0})$ is symmetric monoidal, meaning that we can define the natural isomorphisms $\lambda^\oplus, \rho^\oplus, \alpha^\oplus$, and σ^\oplus . Additionally, it is enriched over commutative monoids $(\mathbf{H}(H, K), +, \mathbf{zero})$, where:

- the neutral element **zero** : $H \rightarrow K$ is the composition of the terminal morphism **zero** : $H \rightarrow \mathbb{0}$ and the initial morphism **zero** : $\mathbb{0} \rightarrow K$.
- the sum $f+g$ is simply $\nabla \circ (f \oplus g) \circ \Delta$.

We also note that $(\mathbf{H}(H, H), +, \mathbf{zero}, \circ, \mathbf{id})$ is a semiring.

Proof. We simply take

$$\lambda^\oplus := \iota_\ell$$

¹²We reuse the name **zero** at many places, and this is deliberate as the notation is never ambiguous. For example, the initial morphism **zero** : $\mathbb{0} \rightarrow \mathbb{0}$ is the same as the terminal morphism **zero** : $\mathbb{0} \rightarrow \mathbb{0}$.

- $\rho^\oplus := \iota_r$
- $\alpha^\oplus := (\pi_\ell \circ \pi_\ell, (\pi_r \circ \pi_\ell, \pi_r))$
- $\sigma^\oplus := (\pi_r, \pi_\ell)$

and the coherence laws follow from the properties of finite biproducts. Similarly, those properties directly lead to $(\mathbf{H}(H, K), +, \mathbf{zero})$ being a commutative monoid, and the composition \circ being linear with respect to that monoid. \square

Since $(\mathbf{H}, \oplus, \mathbf{0})$ is symmetric monoidal, we can define $\bigoplus_{i=1}^n H_i, \dots, H_n$ similarly to $\bigotimes_{i=1}^n H_i, \dots, H_n$.

Definition B.7. For $A \in \bigoplus_{i=1}^n H_i, \dots, H_n$, and $f_i \in \mathbf{H}(H_i, K)$ for every i , we write

$$(f_1 \ \dots \ f_n) := \nabla \circ (\nabla \circ (f_1 \oplus f_2) \cdots \oplus f_n) \circ m^\oplus \in \mathbf{H}(A, K)$$

Similarly, for $B \in \bigoplus_{j=1}^m K_1, \dots, K_m$, and $f_j \in \mathbf{H}(H, K_j)$ for every j , we write

$$\begin{pmatrix} f_1 \\ \vdots \\ f_m \end{pmatrix} := m^\oplus \circ (((f_1 \oplus f_2) \circ \Delta \cdots \oplus f_n) \circ \Delta \in \mathbf{H}(H, B)$$

And for $A \in \bigoplus_{i=1}^n H_1, \dots, H_n$, $B \in \bigoplus_{j=1}^m K_1, \dots, K_m$, and $f_{i,j} \in \mathbf{H}(H_i, K_j)$ for every i, j we write

$$\begin{pmatrix} f_{1,1} & \dots & f_{n,1} \\ \vdots & & \vdots \\ f_{1,m} & \dots & f_{n,m} \end{pmatrix} = (f_{i,j})_{\substack{1 \leq i \leq n \\ 1 \leq j \leq m}}$$

for the morphism of $\mathbf{H}(A, B)$ defined as

$$\begin{pmatrix} (f_{1,1} \ \dots \ f_{n,1}) \\ \vdots \\ (f_{1,m} \ \dots \ f_{n,m}) \end{pmatrix} = \begin{pmatrix} \begin{pmatrix} f_{1,1} \\ \vdots \\ f_{1,m} \end{pmatrix} & \dots & \begin{pmatrix} f_{n,1} \\ \vdots \\ f_{n,m} \end{pmatrix} \end{pmatrix}$$

The matrix notation introduced can be composed using the usual product of matrices, that is:

$$(g_{j,k})_{\substack{1 \leq j \leq m \\ 1 \leq k \leq p}} \circ (f_{i,j})_{\substack{1 \leq i \leq n \\ 1 \leq j \leq m}} = \left(\sum_{j=1}^m g_{j,k} \circ f_{i,j} \right)_{\substack{1 \leq i \leq n \\ 1 \leq k \leq p}}$$

We note that the elements of the matrix are uniquely determined, as for $1 \leq i_0 \leq n$ and $1 \leq j_0 \leq m$:

$$f_{i_0, j_0} = \begin{pmatrix} 1 & \dots & j_0 & \dots & m \\ \dots & \mathbf{zero} & \mathbf{id} & \mathbf{zero} & \dots \end{pmatrix} \circ (f_{i,j})_{\substack{1 \leq i \leq n \\ 1 \leq j \leq m}} \circ i_0 \begin{pmatrix} 1 \\ \vdots \\ \mathbf{zero} \\ \mathbf{id} \\ \mathbf{zero} \\ \vdots \\ n \end{pmatrix}$$

The following lemma is a direct consequence of that fact.

Lemma B.8. For $A \in \bigoplus_{i=1}^n H_1, \dots, H_n$, $B \in \bigoplus_{j=1}^m K_1, \dots, K_m$, and $f \in \mathbf{H}(A, B)$, then f has a unique matrix form given by

$$f = \begin{pmatrix} 1 & \dots & j & \dots & m \\ \dots & \mathbf{zero} & \mathbf{id} & \mathbf{zero} & \dots \end{pmatrix} \circ f \circ i \begin{pmatrix} 1 \\ \vdots \\ \mathbf{zero} \\ \mathbf{id} \\ \mathbf{zero} \\ \vdots \\ n \end{pmatrix}_{\substack{1 \leq i \leq n \\ 1 \leq j \leq m}}$$

In particular, for $f, g \in \mathbf{H}(A, B)$, the morphisms f and g are equal if and only if for every $1 \leq i \leq n$ and $1 \leq j \leq m$ we have

$$\begin{pmatrix} 1 & \dots & j & \dots & m \\ \dots & \mathbf{zero} & \mathbf{id} & \mathbf{zero} & \dots \end{pmatrix} \circ f \circ i \begin{pmatrix} 1 \\ \vdots \\ \mathbf{zero} \\ \mathbf{id} \\ \mathbf{zero} \\ \vdots \\ n \end{pmatrix} = \begin{pmatrix} 1 & \dots & j & \dots & m \\ \dots & \mathbf{zero} & \mathbf{id} & \mathbf{zero} & \dots \end{pmatrix} \circ g \circ i \begin{pmatrix} 1 \\ \vdots \\ \mathbf{zero} \\ \mathbf{id} \\ \mathbf{zero} \\ \vdots \\ n \end{pmatrix}$$

Definition B.9. Assuming a semiring $(R, +, 0, \times, 1)$, a distinguished object $\mathbf{1}$ and a semiring isomorphism $\mathbf{scal} : R \rightarrow \mathbf{H}(\mathbf{1}, \mathbf{1})$, then for every $n \times m$ matrix $M = (m_{i,j})_{i,j}$ with coefficients in R , we can define $[M]$ as the unique morphism of $\mathbf{H}(\bigoplus_{i=1}^n \mathbf{1}, \bigoplus_{j=1}^m \mathbf{1})$ equal to

$$[M] = (\mathbf{scal}(m_{i,j}))_{\substack{1 \leq i \leq n \\ 1 \leq j \leq m}}$$

Proposition B.10. The operation $M \mapsto [M]$ is a full and faithful functor, that is linear for $+$.

Proof. The functoriality and linearity follows from $\mathbf{scal}(-)$ being a semiring homomorphism. The fullness and faithfulness follows from $\mathbf{scal}(-)$ being an isomorphism, and from Theorem B.8. \square

C. Adding Distributivity

In this paper, we consider a category with two structures, one distributive over the other. We note that the use of "distributive category" in this paper is non-standard, as it is usually used whenever \otimes is a cartesian product (ours is only monoidal) and \oplus is a coproduct (ours is even a biproduct). Distributivity can even be studied in the case where \oplus is only a symmetric monoidal product, as done in [25].

We now consider $(\mathbf{H}, \otimes, \mathbf{1}, \oplus, \mathbf{0})$ such that $(\mathbf{H}, \otimes, \mathbf{1})$ is a symmetric monoidal category and $(\mathbf{H}, \oplus, \mathbf{0})$ is a semiadditive category.

Definition B.11. The category \mathbf{H} is said distributive if the following two natural transformations are isomorphisms:

- the left-distributor $\mathbf{dist}_\ell : H \otimes (K \oplus L) \rightarrow (H \otimes K) \oplus (H \otimes L)$ defined as $(\mathbf{id} \otimes \pi_\ell \oplus \mathbf{id} \otimes \pi_r) \circ \Delta$, with for inverse $\nabla \circ (\mathbf{id} \otimes \iota_\ell \oplus \mathbf{id} \otimes \iota_r)$.
- the left-annihilator $\mathbf{zero} : H \otimes \mathbb{0} \rightarrow \mathbb{0}$ defined as the terminal morphism, with for inverse the initial morphism.

Since \otimes is symmetric, the following natural transformations are also isomorphisms in a distributive category:

- the right-distributor $\mathbf{dist}_r : (H \oplus K) \otimes L \rightarrow (H \otimes L) \oplus (K \otimes L)$ defined as $(\pi_\ell \otimes \mathbf{id} \oplus \pi_r \otimes \mathbf{id}) \circ \Delta$, with for inverse the co-pairing $\nabla \circ (\iota_\ell \otimes \mathbf{id} \oplus \iota_r \otimes \mathbf{id})$
- the right-annihilator $\mathbf{zero} : \mathbb{0} \otimes H \rightarrow \mathbb{0}$ which is the terminal morphism, with for inverse the initial morphism.

Lemma B.12. *We have the following properties about the distributors:*

$$\begin{aligned} \mathbf{dist}_\ell \circ (\mathbf{id} \otimes \Delta) &= \Delta & \mathbf{dist}_r \circ (\Delta \otimes \mathbf{id}) &= \Delta \\ (\mathbf{id} \otimes \nabla) \circ \mathbf{dist}_\ell^{-1} &= \nabla & (\nabla \otimes \mathbf{id}) \circ \mathbf{dist}_r^{-1} &= \nabla \end{aligned}$$

Proof. For the first equation, we write lhs for the left-hand-side, and want to prove that lhs = Δ . We start by considering $\pi_\ell \circ \text{lhs}$. Using the fact that $\pi_\ell \circ (f \oplus g) = f \circ \pi_\ell$, and the fact that $\pi_\ell \circ \Delta = \mathbf{id}$, we have:

$$\begin{aligned} \pi_\ell \circ \text{lhs} &= \pi_\ell \circ ((\mathbf{id} \otimes \pi_\ell) \oplus (\mathbf{id} \otimes \pi_r)) \circ \Delta \circ (\mathbf{id} \otimes \Delta) \\ &= (\mathbf{id} \otimes \pi_\ell) \circ \pi_\ell \circ \Delta \circ (\mathbf{id} \otimes \Delta) \\ &= (\mathbf{id} \otimes \pi_\ell) \circ (\mathbf{id} \otimes \Delta) \\ &= \mathbf{id} \end{aligned}$$

Similarly, we obtain $\pi_r \circ \text{lhs} = \mathbf{id}$. Using the universal property of the product \oplus , we know that there exists a unique morphism h such that $\pi_r \circ h = \mathbf{id}$ and $\pi_\ell \circ h = \mathbf{id}$, and this morphism is exactly Δ . As such, lhs = Δ .

The three other cases are proved similarly. \square

Proposition B.13. *Whenever \mathbf{H} is distributive, the semiring $(\mathbf{H}(\mathbb{1}, \mathbb{1}), +, \mathbf{zero}, \circ, \mathbf{id})$ is commutative, and \mathbf{H} is enriched over semimodules¹³ $(\mathbf{H}(H, K), \cdot, +, \mathbf{zero})$ over that commutative semiring, where $x \cdot f$ is defined as $\lambda^\otimes \circ (x \otimes f) \circ (\lambda^\otimes)^{-1}$ for $x \in \mathbf{H}(\mathbb{1}, \mathbb{1})$ and $f \in \mathbf{H}(H, K)$.*

Proof. For $f, g \in \mathbf{H}(\mathbb{1}, \mathbb{1})$, we have:

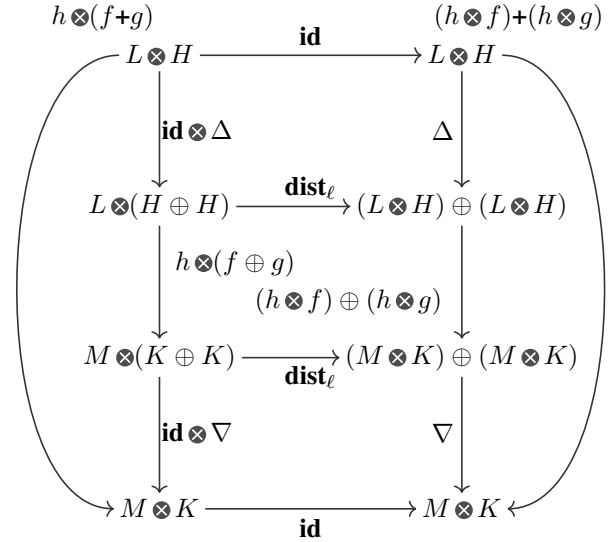
$$\begin{aligned} f \circ g &= f \circ \lambda^\otimes \circ (\lambda^\otimes)^{-1} \circ g \\ &= \lambda^\otimes \circ (f \otimes \mathbf{id}) \circ (\mathbf{id} \otimes g) \circ (\lambda^\otimes)^{-1} \\ &= \lambda^\otimes \circ (\mathbf{id} \otimes g) \circ (f \otimes \mathbf{id}) \circ (\lambda^\otimes)^{-1} \\ &= g \circ \lambda^\otimes \circ (\lambda^\otimes)^{-1} \circ f \\ &= g \circ f \end{aligned}$$

Hence the semiring is commutative.

From the distributivity of \otimes over \oplus we can deduce the distributivity of \otimes over $+$. More precisely, we need to show:

$$\begin{aligned} h \otimes (f+g) &= (h \otimes f) + (h \otimes g) & h \otimes \mathbf{zero} &= \mathbf{zero} \\ (f+g) \otimes h &= (f \otimes h) + (g \otimes h) & \mathbf{zero} \otimes h &= \mathbf{zero} \end{aligned}$$

First, to show that $h \otimes (f+g) = (h \otimes f) + (h \otimes g)$, we simply use Theorem B.12 and the naturality of \mathbf{dist}_ℓ to make the following diagram commute:



Then, for $h \otimes \mathbf{zero} = \mathbf{zero}$, we start by a special case:

- For $h \otimes \mathbf{zero} : L \otimes H \rightarrow L \otimes \mathbb{0}$, since $L \otimes \mathbb{0}$ is isomorphic to the terminal element $\mathbb{0}$, then $L \otimes \mathbb{0}$ is also terminal, hence there exists a unique morphism from $L \otimes H$ to $L \otimes \mathbb{0}$, hence $h \otimes \mathbf{zero} = \mathbf{zero}$.
- Now, for the general case $h \otimes \mathbf{zero} : L \otimes H \rightarrow L \otimes K$, we decompose it using $L \otimes \mathbb{0}$ as an intermediary object, so $h \otimes \mathbf{zero} = (h \otimes \mathbf{zero}) \circ (\mathbf{id} \otimes \mathbf{zero})$. Using the previous case, we obtain $h \otimes \mathbf{zero} = \mathbf{zero} \circ (\mathbf{id} \otimes \mathbf{zero}) = \mathbf{zero}$.

We proceed similarly to show that $(f+g) \otimes h = (f \otimes h) + (g \otimes h)$ and $\mathbf{zero} \otimes h = \mathbf{zero}$. From those and the naturality of unitors, it directly follows that $(\mathbf{H}(H, K), \cdot, +, \mathbf{zero})$ is a semimodule, that is:

$$\begin{aligned} \mathbf{id} \cdot f &= f & (x \circ y) \cdot f &= x \cdot (y \cdot f) \\ \mathbf{zero} \cdot f &= \mathbf{zero} & (x + y) \cdot f &= x \cdot f + y \cdot f \\ x \cdot \mathbf{zero} &= \mathbf{zero} & x \cdot (f + g) &= x \cdot f + x \cdot g \end{aligned}$$

It remains to show that it is an enrichment, that is:

$$\begin{aligned} (x \circ y) \cdot (g \circ f) &= (x \cdot g) \circ (y \cdot f) \\ \mathbf{zero} \circ f &= \mathbf{zero} \\ g \circ \mathbf{zero} &= \mathbf{zero} \\ (g_1 + g_2) \circ f &= (g_1 \circ f) + (g_2 \circ f) \\ g \circ (f_1 + f_2) &= g \circ f_1 + g \circ f_2 \end{aligned}$$

The first equation follows from the bifactoriality of \otimes . The second and third ones follows from the fact that one can see $\mathbf{zero} : H \rightarrow K$ as the composition of the terminal morphism $H \rightarrow \mathbb{0}$ and the initial morphism $\mathbb{0} \rightarrow K$. The fourth and fifth equations are simply the naturality of Δ and ∇ . \square

As we would like to extend Mac Lane's coherence result to distributive categories, we also need to extend the notion of formal morphism.

Definition B.14. *A formal object of \mathbf{H} is an element of the following syntax:*

$$A, B, \dots ::= \mathbb{0} \mid \mathbb{1} \mid A \oplus B \mid A \otimes B \mid \underline{H} \text{ (for any } H \text{ object of } \mathbf{H})$$

We write $(\mathbf{FormH}, \otimes, \mathbb{1}, \oplus, \mathbb{0})$ for the distributive category of formal objects together with only the structural morphisms:

¹³Semimodules are "vector spaces" but where instead of a field we have a semiring. See Theorem A.4.

$\lambda^\otimes, \lambda^{\otimes-1}, \rho^\otimes, \rho^{\otimes-1}, \alpha^\otimes, \alpha^{\otimes-1}, \sigma^\otimes, \iota_\ell, \iota_r, \pi_\ell, \pi_r, \mathbf{zero}, \nabla, \Delta$, and their composition through \circ, \otimes, \oplus . There is an obvious forgetful functor $U : \mathbf{FormH} \rightarrow \mathbf{H}$.

We will rely on those formal morphisms to show equality of some specific morphisms of \mathbf{H} . Indeed, if we want to show that $f = g$ in \mathbf{H} , and notice that f and g are built from structural morphisms, then by looking at their corresponding formal morphism $U(f') = f$ and $U(g') = g$ it is enough to prove that $f' = g'$.

We say that a formal object is in normal form if it is of the form $\bigoplus_{i=1}^n \bigotimes_{j=1}^{m_i} \underline{H}_{i,j}$ for some objects $H_{i,j}$ of \mathbf{H} . In particular, $\mathbb{0}$ and $\mathbb{1}$ are in normal form¹⁴. For every formal object A , we define inductively in Figure 19 its normal form $\mathcal{N}(A)$, and the normalization natural isomorphism $n_A : A \rightarrow \mathcal{N}(A)$. In this definition, we prioritize the right-distributor over the left-distributor, meaning that we read pairs using the lexicographic order. This normalization extends to a full and faithful functor with for $f : A \rightarrow B$, $\mathcal{N}(f) : \mathcal{N}(A) \rightarrow \mathcal{N}(B)$ defined as $n_B \circ f \circ n_A^{-1}$. Relying on Theorem B.7, we choose to see $\mathcal{N}(f)$ as a matrix.

Lemma B.15. *We consider $A = \bigoplus_{i=1}^n \bigotimes_{i'=1}^{n'_i} \underline{H}_{i,i'}$ and $B = \bigoplus_{j=1}^m \bigotimes_{j'=1}^{m'_j} \underline{K}_{j,j'}$. We write*

$$\mathbf{proj}_i^n = \begin{pmatrix} \dots & \mathbf{zero} & \mathbf{id} & \mathbf{zero} & \dots \end{pmatrix}$$

$$\mathbf{inj}_i^n = i \begin{pmatrix} \vdots \\ \mathbf{zero} \\ \mathbf{id} \\ \mathbf{zero} \\ \vdots \end{pmatrix}$$

Those morphisms satisfy

$$\mathbf{proj}_i^{n+m} = \mathcal{N}(\mathbf{proj}_i^n \oplus \mathbf{zero}) \quad \mathbf{inj}_i^{n+m} = \mathcal{N}(\mathbf{inj}_i^n \oplus \mathbf{zero})$$

with $\mathbf{zero} : B \rightarrow \mathbb{0}$ and $\mathbf{zero} : \mathbb{0} \rightarrow B$ respectively.

$$\mathbf{proj}_{n+j}^{n+m} = \mathcal{N}(\mathbf{zero} \oplus \mathbf{proj}_j^m) \quad \mathbf{inj}_{n+j}^{n+m} = \mathcal{N}(\mathbf{zero} \oplus \mathbf{inj}_j^m)$$

with $\mathbf{zero} : A \rightarrow \mathbb{0}$ and $\mathbf{zero} : \mathbb{0} \rightarrow A$ respectively.

$$\mathbf{proj}_{(i-1) \times n + j}^{n \times m} = \mathcal{N}(\mathbf{proj}_i^n \otimes \mathbf{proj}_j^m)$$

$$\mathbf{inj}_{(i-1) \times n + j}^{n \times m} = \mathcal{N}(\mathbf{inj}_i^n \otimes \mathbf{inj}_j^m)$$

Proof. We will focus on the equations satisfied by \mathbf{proj} , as the equations satisfied by \mathbf{inj} can be derived following exactly the same logic. We assume that $A \neq \mathbb{0}$ ($n > 0$) and $B \neq \mathbb{0}$ ($m > 0$) as otherwise the equations are trivially true.

We start by unfolding the explicit definition of \mathbf{proj}_i^n :

$$\mathbf{proj}_i^n = \begin{cases} \pi_\ell^n & \text{if } i = 0 \\ \pi_r \circ \pi_\ell^{(n-i)} & \text{if } i > 1 \end{cases} : A \rightarrow \bigotimes_{i'=1}^{n'_i} \underline{H}_{i,i'}$$

¹⁴With $n = 0$ for $\mathbb{0}$, and $n = 1, m_1 = 0$ for $\mathbb{1}$.

Then, since $\mathcal{N}(A) = A$ and $\mathcal{N}(B) = B$, we can rewrite more explicitly the equations that we want to prove:

$$\mathbf{proj}_i^{n+m} \stackrel{?}{=} \rho^\oplus \circ (\mathbf{proj}_i^n \oplus \mathbf{zero}) \circ m^\oplus$$

$$\mathbf{proj}_{n+j}^{n+m} \stackrel{?}{=} \lambda^\oplus \circ (\mathbf{zero} \oplus \mathbf{proj}_j^m) \circ m^\oplus$$

$$\mathbf{proj}_{(i-1) \times n + j}^{n \times m} \stackrel{?}{=} m^\otimes \circ (\mathbf{proj}_i^n \otimes \mathbf{proj}_j^m) \circ n_{A \otimes B}^{-1}$$

We recall that ρ^\oplus is simply π_ℓ , and that π_ℓ satisfies $\pi_\ell \circ (f \oplus g) = f \circ \pi_\ell$. As such, the first equation can be rewritten as:

$$\mathbf{proj}_i^{n+m} \stackrel{?}{=} \mathbf{proj}_i^n \circ \pi_\ell \circ m^\oplus$$

Then, we look at $m^\oplus : \mathcal{N}(A \oplus B) \rightarrow A \oplus B$ from that equation:

- If $B = \bigotimes_{j'=1}^{m'_1} \underline{K}_{1,j'}$, then $m = 1$ and m^\oplus is the identity, hence

$$\begin{aligned} \mathbf{proj}_i^n \circ \pi_\ell \circ m^\oplus &= \mathbf{proj}_i^n \circ \pi_\ell \\ &= \mathbf{proj}_i^{n+1} \\ &= \mathbf{proj}_i^{n+m} \end{aligned}$$

- Otherwise $m > 1$, then m^\oplus is simply a combination of $m - 1$ associators, so by iterating $\pi_\ell \circ \alpha = \pi_\ell \circ \pi_\ell$ we obtain $\pi_\ell \circ m^\oplus = \pi_\ell^m$, hence

$$\begin{aligned} \mathbf{proj}_i^n \circ \pi_\ell \circ m^\oplus &= \mathbf{proj}_i^n \circ \pi_\ell^m \\ &= \mathbf{proj}_i^{n+m} \end{aligned}$$

Similarly to ρ^\oplus , we recall that λ^\oplus is simply π_r , and that π_r satisfies $\pi_r \circ (f \oplus g) = g \circ \pi_r$. As such, the first equation can be rewritten as:

$$\mathbf{proj}_i^{n+m} \stackrel{?}{=} \mathbf{proj}_j^m \circ \pi_r \circ m^\oplus$$

Then, we look at $m^\oplus : \mathcal{N}(A \oplus B) \rightarrow A \oplus B$ from that equation it is simply a combination of m inverses of associators, so by iterating $\pi_r \circ \alpha^{\oplus-1} = \pi_r \oplus \mathbf{id}$ we obtain $\pi_r \circ m^\oplus = ((\pi_r \oplus \mathbf{id}) \cdots \oplus \mathbf{id})$. Hence

$$\mathbf{proj}_j^m \circ \pi_r \circ m^\oplus = \mathbf{proj}_j^m \circ ((\pi_r \oplus \mathbf{id}) \cdots \oplus \mathbf{id})$$

$$= \begin{cases} \pi_\ell^m \circ ((\pi_r \oplus \mathbf{id}) \cdots \oplus \mathbf{id}) & \text{if } j = 0 \\ \pi_r \circ \pi_\ell^{(m-j)} \circ ((\pi_r \oplus \mathbf{id}) \cdots \oplus \mathbf{id}) & \text{if } j > 1 \end{cases}$$

$$\begin{aligned} &= \begin{cases} \pi_r \circ \pi_\ell^m & \text{if } j = 0 \\ \pi_r \circ \pi_\ell^{(m-j)} & \text{if } j > 1 \end{cases} \\ &= \pi_r \circ \pi_\ell^{(m-j)} \\ &= \pi_r \circ \pi_\ell^{(n+m-n-j)} \\ &= \mathbf{proj}_{n+j}^{n+m} \end{aligned}$$

Now, for the last equation, we take a closer look at $n_{A \otimes B}^{-1}$ and relying on $n_A = \mathbf{id}$ we start to unfold its definition as:

A	$\mathcal{N}(A)$	n_A
$\mathbf{0}$	$\mathbf{0}$	id
$\mathbf{1}$	$\mathbf{1}$	id
\underline{H}	\underline{H}	id
$B \oplus C$ with $\mathcal{N}(B) = \mathbf{0}$	$\mathcal{N}(C)$	$\lambda^\oplus \circ (n_B \oplus n_C)$
$B \oplus C$ with $\mathcal{N}(B) \neq \mathbf{0}$ and $\mathcal{N}(C) = \mathbf{0}$	$\mathcal{N}(B)$	$\rho^\oplus \circ (n_B \oplus n_C)$
$B \oplus C$ with $\mathcal{N}(B) \neq \mathbf{0}$ and $\mathcal{N}(C) = \bigotimes_{k=1}^p \underline{L_k}$	$\mathcal{N}(B) \oplus \mathcal{N}(C)$	$n_B \oplus n_C$
$B \oplus C$ with $\mathcal{N}(B) \neq \mathbf{0}$ and $\mathcal{N}(C) = C' \oplus \bigotimes_{k=1}^p \underline{L_k}$	$\mathcal{N}(B \oplus C') \oplus \bigotimes_{k=1}^p \underline{L_k}$	$(n_{B \oplus C'} \oplus \mathbf{id}) \circ \alpha^{\oplus-1} \circ (\mathbf{id} \oplus n_C)$
$B \otimes C$ with $\mathcal{N}(B) = \mathbf{0}$	$\mathbf{0}$	zero $\circ (n_B \otimes n_C)$
$B \otimes C$ with $\mathcal{N}(B) = \mathbf{1}$	$\mathcal{N}(C)$	$\lambda^\otimes \circ (n_B \otimes n_C)$
$B \otimes C$ with $\mathcal{N}(B) \notin \{\mathbf{0}, \mathbf{1}\}$ and $\mathcal{N}(C) = \mathbf{0}$	$\mathbf{0}$	zero $\circ (n_B \otimes n_C)$
$B \otimes C$ with $\mathcal{N}(B) \notin \{\mathbf{0}, \mathbf{1}\}$ and $\mathcal{N}(C) = \mathbf{1}$	$\mathcal{N}(B)$	$\rho^\otimes \circ (n_B \otimes n_C)$
$B \otimes C$ with $\mathcal{N}(B) = B' \oplus \bigotimes_{j=1}^m \underline{K_j}$ and $\mathcal{N}(C) \notin \{\mathbf{0}, \mathbf{1}\}$	$\mathcal{N}(B' \otimes C) \oplus \mathcal{N}(\bigotimes_{j=1}^m \underline{K_j} \otimes C)$	$m^\oplus \circ (n_{B' \otimes C} \oplus n_{\bigotimes_{j=1}^m \underline{K_j} \otimes C}) \circ \mathbf{dist}_r \circ (n_B \otimes \mathbf{id})$
$B \otimes C$ with $\mathcal{N}(B) = \bigotimes_{j=1}^m \underline{K_j}$ and $\mathcal{N}(C) = C' \oplus \bigotimes_{k=1}^p \underline{L_k}$	$\mathcal{N}(B \otimes C') \oplus \mathcal{N}(B \otimes \bigotimes_{k=1}^p \underline{L_k})$	$(n_{B \otimes C'} \oplus n_{B \otimes \bigotimes_{k=1}^p \underline{L_k}}) \circ \mathbf{dist}_\ell \circ (\mathbf{id} \otimes n_C)$
$B \otimes C$ with $\mathcal{N}(B) = \bigotimes_{j=1}^m \underline{K_j}$ and $\mathcal{N}(C) = \bigotimes_{k=1}^p \underline{L_k}$	$\bigotimes_{i=1}^{m+p} \underline{H_i}$ with $H_j = K_j$ and $H_{m+k} = L_k$	m^\otimes

Fig. 19: Normalization of formal objects.

$$\begin{aligned}
&= n_{A \otimes B}^{-1} \text{dist}_r^{-1} \\
&\circ \left(\text{id} \oplus n_{\bigotimes_{i'=n}^{n'} H_{n,i'} \otimes B}^{-1} \right) \\
&\circ \dots \\
&\circ \left((\text{dist}_r^{-1} \oplus \text{id}) \dots \oplus \text{id} \right) \\
&\circ \left(\left(\left(n_{\bigotimes_{i'=1}^{n'} H_{1,i'} \otimes B}^{-1} \oplus n_{\bigotimes_{i'=2}^{n'} H_{2,i'} \otimes B}^{-1} \right) \oplus \text{id} \right) \dots \oplus \text{id} \right) \\
&\circ m^\oplus
\end{aligned}$$

Then, using $(\pi_\ell \otimes \text{id}) \circ \text{dist}_r^{-1} = \pi_\ell$ and $(\pi_r \otimes \text{id}) \circ \text{dist}_r^{-1} = \pi_r$, we have

$$(\text{proj}_i^n \otimes \text{id}) \circ n_{A \otimes B}^{-1} = n_{A \otimes \bigotimes_{j'=j}^{m'} K_{j,j'}}^{-1} \circ \text{proj}_i^n \circ m^\oplus$$

We take a closer look at $n_{A \otimes \bigotimes_{j'=j}^{m'} K_{j,j'}}^{-1}$ and relying on $n_B = \text{id}$ we start to unfold its definition as:

$$\begin{aligned}
&n_{A \otimes \bigotimes_{j'=j}^{m'} K_{j,j'}}^{-1} \\
&= \text{dist}_\ell^{-1} \\
&\circ (\text{id} \oplus m^\otimes) \\
&\circ \dots \\
&\circ ((\text{dist}_\ell^{-1} \oplus \text{id}) \dots \oplus \text{id}) \\
&\circ (((m^\otimes \oplus m^\otimes) \oplus \text{id}) \dots \oplus \text{id})
\end{aligned}$$

Then, using $(\text{id} \otimes \pi_\ell) \circ \text{dist}_\ell^{-1} = \pi_\ell$ and $(\text{id} \otimes \pi_r) \circ \text{dist}_\ell^{-1} = \pi_r$, we have

$$(\text{id} \otimes \text{proj}_j^m) \circ n_{\bigotimes_{i'=i}^{n'} H_{i,i'} \otimes B}^{-1} = m^\otimes \circ \text{proj}_j^m$$

Hence

$$m^\otimes \circ (\text{proj}_i^n \otimes \text{proj}_j^m) \circ n_{A \otimes B}^{-1} = m^\otimes \circ m^\otimes \circ \text{proj}_i^m \circ \text{proj}_j^n \circ m^\oplus$$

We note that in this case, the two successive m^\otimes are inverse of one another. Additionally, m^\oplus from that equation it is simply a combination of associators, so by iterating $\pi_\ell \circ \alpha = \pi_\ell \circ \pi_\ell$ we obtain

$$\text{proj}_j^m \circ \text{proj}_i^n \circ m^\oplus = \text{proj}_{(i-1) \times m + j}^{n \times m}$$

Hence the expected result:

$$m^\otimes \circ (\text{proj}_i^n \otimes \text{proj}_j^m) \circ n_{A \otimes B}^{-1} = \text{proj}_{(i-1) \times m + j}^{n \times m}$$

□

Lemma B.16. We consider $f : A \rightarrow B$, $g : B \rightarrow C$ and $h : C \rightarrow W$, and write $\mathcal{N}(f)$, $\mathcal{N}(g)$ and $\mathcal{N}(h)$ as:

$$(f_{i,j})_{\substack{1 \leq i \leq n \\ 1 \leq j \leq m}} \quad (g_{j,k})_{\substack{1 \leq j \leq m \\ 1 \leq k \leq p}} \quad (h_{k,\ell})_{\substack{1 \leq k \leq p \\ 1 \leq \ell \leq q}}$$

The composition corresponds to the usual product of matrices:

$$\mathcal{N}(g \circ f) = \left(\sum_{j=1}^m g_{j,k} \circ f_{i,j} \right)_{\substack{1 \leq i \leq n \\ 1 \leq k \leq p}}$$

The biproduct corresponds to the usual direct sum of matrices:

$$\mathcal{N}(f \oplus h) = \begin{pmatrix} (f_{i,j})_{\substack{1 \leq i \leq n \\ 1 \leq j \leq m}} & (\text{zero})_{\substack{1 \leq k \leq p \\ 1 \leq j \leq m}} \\ (\text{zero})_{\substack{1 \leq i \leq n \\ 1 \leq \ell \leq q}} & (h_{k,\ell})_{\substack{1 \leq k \leq p \\ 1 \leq \ell \leq q}} \end{pmatrix}$$

The tensor corresponds to the usual Kronecker product of matrices: $\mathcal{N}(f \otimes h) =$

$$\begin{pmatrix} (\mathcal{N}(f_{1,1} \otimes h_{k,\ell}))_{\substack{1 \leq k \leq p \\ 1 \leq \ell \leq q}} & \dots & (\mathcal{N}(f_{n,1} \otimes h_{k,\ell}))_{\substack{1 \leq k \leq p \\ 1 \leq \ell \leq q}} \\ \vdots & & \vdots \\ (\mathcal{N}(f_{1,m} \otimes h_{k,\ell}))_{\substack{1 \leq k \leq p \\ 1 \leq \ell \leq q}} & \dots & (\mathcal{N}(f_{n,m} \otimes h_{k,\ell}))_{\substack{1 \leq k \leq p \\ 1 \leq \ell \leq q}} \end{pmatrix}$$

Proof. For the composition:

$$\begin{aligned}
\mathcal{N}(g) \circ \mathcal{N}(f) &= n_C \circ g \circ n_B^{-1} \circ n_B \circ f \circ n_A^{-1} \\
&= n_C \circ g \circ f \circ n_A^{-1} \\
&= \mathcal{N}(g \circ f)
\end{aligned}$$

For the biproduct and the tensor, we rely on Theorem B.15 and Theorem B.8 to make a coefficient-by-coefficient analysis. □

Proposition B.17. Let f be a formal morphism obtained from λ^\otimes , $\lambda^{\otimes -1}$, α^\otimes , $\alpha^{\otimes -1}$, λ^\oplus , $\lambda^{\oplus -1}$, α^\oplus , $\alpha^{\oplus -1}$, through composition, \otimes , and \oplus . Then $\mathcal{N}(f) = \text{id}$. It follows that any two such formal morphisms $f, g : A \rightarrow B$ are necessarily equal.

Proof. We proceed by induction on f . For the base cases, we rely on Theorem B.15 to check that every coefficient of $\mathcal{N}(f)$ is id on the diagonal and zero otherwise. For the inductive case, we directly use Theorem B.16. □

As a direct application of this proposition, we can define $\llbracket A \approx_{\lambda\rho\alpha} B \rrbracket$ in a unique way:

Definition B.18. For A , a color of our graphical language, we define $\llbracket A \rrbracket_{\text{Form}}$ as the following formal object:

$$\begin{aligned}
\llbracket 0 \rrbracket_{\text{Form}} &= 0 & \llbracket A \oplus B \rrbracket_{\text{Form}} &= \llbracket A \rrbracket_{\text{Form}} \oplus \llbracket B \rrbracket_{\text{Form}} \\
\llbracket 1 \rrbracket_{\text{Form}} &= 1 & \llbracket A \otimes B \rrbracket_{\text{Form}} &= \llbracket A \rrbracket_{\text{Form}} \otimes \llbracket B \rrbracket_{\text{Form}}
\end{aligned}$$

We have $\llbracket A \rrbracket = U(\llbracket A \rrbracket_{\text{Form}})$. If we assume $A \approx_{\lambda\rho\alpha} B$ as defined in Section II-A, then there exists a unique formal morphism $\llbracket A \approx_{\lambda\rho\alpha} B \rrbracket_{\text{Form}} : \llbracket A \rrbracket \rightarrow \llbracket B \rrbracket$ such that $\mathcal{N}(\llbracket A \approx_{\lambda\rho\alpha} B \rrbracket_{\text{Form}}) = \text{id}$. We then simply take $\llbracket A \approx_{\lambda\rho\alpha} B \rrbracket = U(\llbracket A \approx_{\lambda\rho\alpha} B \rrbracket_{\text{Form}})$.

Proposition B.19. Let f be a formal morphism obtained through composition, \otimes , and \oplus from:

- λ^\otimes , $\lambda^{\otimes -1}$, α^\otimes , $\alpha^{\otimes -1}$, λ^\oplus , $\lambda^{\oplus -1}$, α^\oplus , $\alpha^{\oplus -1}$,
- σ^\oplus , dist_ℓ , dist_ℓ^{-1} , dist_r , dist_r^{-1} ,
- zero whenever it is $A \otimes 0 \rightarrow 0$, $0 \otimes A \rightarrow 0$, $0 \rightarrow 0 \otimes A$ or $0 \rightarrow A \otimes 0$.

Then $\mathcal{N}(f)$ is a permutation matrix, that is exactly one coefficient in every row and every column is id and the others are zero . It follows that any two such formal morphisms $f, g : A \rightarrow B$ are equal if and only if they correspond to the same permutation.

Proof. We proceed by induction on f . For the base cases, we rely on Theorem B.15 to check that every coefficient of $\mathcal{N}(f)$

is indeed **id** or **zero** with exactly one **id** per column and row. For the inductive case, we directly use Theorem B.16. \square

D. The Parallel Monoidal Structure

In the core of the paper, we claim that we can derive a third monoidal product that is the superposition of the other two. We prove that claim in this subsection.

We now consider $(\mathbf{H}, \otimes, \mathbb{1}, \oplus, \mathbb{0})$ to be a distributive category as defined above, and additionally assume that \otimes is symmetric.

Proposition B.20. *We define $A|B = (A \otimes B) \oplus (A \oplus B)$, and similarly $f|g = (f \otimes g) \oplus (f \oplus g)$. It is a bifunctor, and $(\mathbf{H}, |, \mathbb{0})$ is a symmetric monoidal category.*

Proof. We start by proving that is a monoidal category, postponing the symmetric part. We do the proof in **FormH**, as any equality proved between formal morphisms leads to an equality between the corresponding morphisms of \mathbf{H} . The unitors are defined as follows:

$$\begin{aligned} \lambda^\dagger : \mathbb{0}|A &= (\mathbb{0} \otimes A) \oplus (\mathbb{0} \oplus A) \\ &\downarrow \text{zero} \oplus \lambda^\oplus \\ \mathbb{0} \oplus A &\downarrow \lambda^\oplus \\ A & \\ \rho^\dagger : A|\mathbb{0} &= (A \otimes \mathbb{0}) \oplus (A \oplus \mathbb{0}) \\ &\downarrow \text{zero} \oplus \rho^\oplus \\ \mathbb{0} \oplus A &\downarrow \lambda^\oplus \\ A & \end{aligned}$$

Defining the associator properly is more complex. While we provide an explicit definition below (omitting the \otimes for readability), we will instead work with its normalization.

$$\begin{aligned} \alpha^\dagger : (A|B)|C &= \\ &= (AB \oplus (A \oplus B))C \oplus ((AB \oplus (A \oplus B)) \oplus C) \\ &\downarrow \text{dist}_r \oplus \text{id} \\ &= ((AB)C \oplus (A \oplus B)C) \oplus ((AB \oplus (A \oplus B)) \oplus C) \\ &\downarrow (\alpha^\otimes \oplus \text{dist}_r) \oplus \text{id} \\ &= (A(BC) \oplus (AC \oplus BC)) \oplus ((AB \oplus (A \oplus B)) \oplus C) \\ &\downarrow m^\oplus \\ &= A(BC) \oplus (AC \oplus ((BC \oplus AB) \oplus (A \oplus (B \oplus C)))) \\ &\downarrow \text{id} \oplus (\text{id} \oplus (\sigma^\oplus \oplus \text{id})) \\ &= A(BC) \oplus (AC \oplus ((AB \oplus BC) \oplus (A \oplus (B \oplus C)))) \\ &\downarrow m^\oplus \\ &= (A(BC) \oplus (AC \oplus AB)) \oplus ((BC \oplus A) \oplus (B \oplus C)) \\ &\downarrow (\text{id} \oplus \sigma^\oplus) \oplus (\sigma^\oplus \oplus \text{id}) \\ &= (A(BC) \oplus (AB \oplus AC)) \oplus ((A \oplus BC) \oplus (B \oplus C)) \\ &\downarrow m^\oplus \\ &= (A(BC) \oplus (AB \oplus AC)) \oplus (A \oplus (BC \oplus (B \oplus C))) \\ &\downarrow (\text{id} \oplus \text{dist}_\ell^{-1}) \oplus \text{id} \\ &= (A(BC) \oplus A(B \oplus C)) \oplus (A \oplus (BC \oplus (B \oplus C))) \\ &\downarrow \text{dist}_\ell^{-1} \oplus \text{id} \\ &= A(BC \oplus (B \oplus C)) \oplus (A \oplus (BC \oplus (B \oplus C))) \\ &= A|(B|C) \end{aligned}$$

And here is the matrix of $\mathcal{N}(\alpha^\dagger)$, with annotation indicating what each row and column corresponds to, and leaving the cell empty when the morphism would be **zero**:

$$\begin{matrix} & (A \otimes B) \otimes C & A \otimes C & B \otimes C & A \otimes B & A & B & C \\ \begin{matrix} (A \otimes B) \otimes C \\ A \otimes B \\ A \otimes C \\ A \\ B \otimes C \\ B \\ C \end{matrix} & \left(\begin{array}{ccccccc} \text{id} & & & & & & \\ & & \text{id} & & & & \\ & & & & \text{id} & & \\ & & & & & & \text{id} \\ & & & \text{id} & & & \\ & & & & & & \text{id} \\ & & & & & & \text{id} \end{array} \right) \end{matrix}$$

We note that it is a permutation matrix, which we already knew from Theorem B.19. In fact, we can rely on Theorem B.19 to prove all the coherence laws of monoidal categories just by checking that both sides of the equality correspond to the same permutation. And said permutations can easily be computed using Theorem B.16. We note that all the unitors and associator are composed of natural isomorphisms, and hence are natural isomorphisms.

We postponed the case of the symmetry, so we come back to it. We simply define

$$\sigma^\dagger = \sigma^\otimes \oplus \sigma^\oplus$$

It is again a natural isomorphism as it is composed of natural isomorphisms. The matrix of $\mathcal{N}(\sigma^\dagger)$ is:

$$\begin{matrix} & A \otimes B & A & B \\ \begin{matrix} B \otimes A \\ B \\ A \end{matrix} & \left(\begin{array}{ccc} \sigma^\otimes & & \\ & \text{id} & \\ & & \text{id} \end{array} \right) \end{matrix}$$

The coherence laws associated to the symmetry can simply be checked by relying on the matrix notation and Theorem B.16 to compose those matrices. \square

E. Adding the Unit: the " $\oplus \mathbb{1}$ " Category

In order to model the Unit of our graphical language, we need to add $\oplus \mathbb{1}$ to all of our objects.

Definition B.21. *We define $\mathbf{H}^{\oplus \mathbb{1}}$ as the category with the same objects as \mathbf{H} and for morphisms $f \in \mathbf{H}^{\oplus \mathbb{1}}(H, K)$ the morphisms of $\mathbf{H}(H \oplus \mathbb{1}, K \oplus \mathbb{1})$ of the form*

$$f = g \star (\iota_r \circ \pi_r)$$

for some $g \in \mathbf{H}(H \oplus \mathbb{1}, K \oplus \mathbb{1})$. In matrix terms, it is a matrix of $\mathbf{H}(H \oplus \mathbb{1}, K \oplus \mathbb{1})$ where the bottom-right coefficient is of the form $c + \text{id}$ for $c \in \mathbf{H}(\mathbb{1}, \mathbb{1})$. The identity and composition are the same as in \mathbf{H} .

In particular, any morphism of $\mathbf{H}(H \oplus \mathbb{1}, K \oplus \mathbb{1})$ of the form $h \oplus \text{id}$ is also of the form $(h \oplus \text{zero}) \star (\iota_r \circ \pi_r)$, so is in $\mathbf{H}^{\oplus \mathbb{1}}$. A morphism of $\mathbf{H}^{\oplus \mathbb{1}}$ of the form $h \oplus \text{id}$ is said **functional**¹⁵.

¹⁵This name reflects that we will interpret the $\oplus \mathbb{1}$ on the domain as "the morphism spontaneously computes something even when no input is given" and the $\oplus \mathbb{1}$ on the codomain as "the morphism does not output anything". As such, functional morphisms are morphisms that output something if and only if they had an input.

$$\begin{aligned}
\left[\begin{array}{c} A \\ | \\ A \end{array} \right] &:= \begin{array}{c} [A] \\ [A] \end{array} (\mathbf{id}) & \left[\begin{array}{cc} A & B \\ \diagdown & \diagup \\ B & A \end{array} \right] &:= \begin{array}{c} [B] \otimes [A] \\ [B] \\ [A] \end{array} \left(\begin{array}{cc} \sigma^{\otimes} & \mathbf{id} \\ & \mathbf{id} \end{array} \right) & \left[\begin{array}{c} A \\ \boxtimes \\ A \end{array} \right] &:= \begin{array}{c} [A] \\ [A] \end{array} (s \cdot \mathbf{id}) \\
\left[\begin{array}{cc} A & B \\ \oplus \\ A \oplus B \end{array} \right] &:= \begin{array}{c} [A] \otimes [B] \\ [A] \\ [B] \end{array} \left(\begin{array}{cc} & \mathbf{id} \\ & \mathbf{id} \end{array} \right) & \left[\begin{array}{cc} A \oplus B \\ \oplus \\ A & B \end{array} \right] &:= \begin{array}{c} [A] \otimes [B] \\ [A] \\ [B] \end{array} \left(\begin{array}{cc} \mathbf{id} & \\ & \mathbf{id} \end{array} \right) \\
\left[\begin{array}{cc} A & B \\ \otimes \\ A \otimes B \end{array} \right] &:= \begin{array}{c} [A] \otimes [B] \\ [A] \otimes [B] \end{array} \left(\begin{array}{cc} \mathbf{id} & \\ & \mathbf{id} \end{array} \right) & \left[\begin{array}{cc} A \otimes B \\ \otimes \\ A & B \end{array} \right] &:= \begin{array}{c} [A] \otimes [B] \\ [A] \otimes [B] \end{array} \left(\begin{array}{cc} & \mathbf{id} \\ & \mathbf{id} \end{array} \right) \\
\left[\begin{array}{cc} A & A \\ \vee \\ A \end{array} \right] &:= \begin{array}{c} [A] \otimes [A] \\ [A] \\ [A] \end{array} \left(\begin{array}{cc} \mathbf{id} & \mathbf{id} \end{array} \right) & \left[\begin{array}{c} A \\ \wedge \\ A \end{array} \right] &:= \begin{array}{c} [A] \otimes [A] \\ [A] \\ [A] \end{array} \left(\begin{array}{c} \mathbf{id} \\ \mathbf{id} \end{array} \right) & \left[\begin{array}{c} A \\ \vee \\ A \end{array} \right] &:= \begin{array}{c} [A] \\ [A] \end{array} () & \left[\begin{array}{c} A \\ \wedge \\ A \end{array} \right] &:= \begin{array}{c} [A] \\ [A] \end{array} () \\
\left[\begin{array}{c} A \\ | \\ A' \end{array} \right] &:= \begin{array}{c} [A] \\ [A'] \end{array} ([A \approx_{\lambda\rho\alpha} A']) & [e \circ d] &:= [e] \circ [d] & [d \parallel e] &:= m^\dagger \circ ([d] \parallel [e]) \circ m^\dagger
\end{aligned}$$

where $[A \approx_{\lambda\rho\alpha} A']$, m^\otimes , m^\oplus , and m^\dagger always correspond to some permutation matrices.

Fig. 20: Matrix Semantics for the Functional Tensor-Plus Calculus

$$\begin{aligned}
[f]^\oplus &:= \begin{array}{c} [\mathcal{Y}] \\ 1 \end{array} \left(\begin{array}{cc} [f] & 1 \\ & \mathbf{id} \end{array} \right) \text{ whenever } f \in \mathbf{FTP}^R(\mathcal{X}, \mathcal{Y}) & \left[\begin{array}{c} \otimes \\ 1 \end{array} \right]^\oplus &:= \begin{array}{c} [1] \\ 1 \end{array} \left(\begin{array}{c} \mathbf{id} \\ \mathbf{id} \end{array} \right) & \left[\begin{array}{c} 1 \\ \otimes \end{array} \right]^\oplus &:= \begin{array}{c} [1] \\ 1 \end{array} \left(\begin{array}{cc} \mathbf{id} & \mathbf{id} \end{array} \right) \\
[e \circ d]^\oplus &:= [e]^\oplus \circ [d]^\oplus & [d \parallel e]^\oplus &:= (m^\dagger \oplus \mathbf{id}_1) \circ \mathbf{expand} \circ ([d]^\oplus \otimes [e]^\oplus) \circ \mathbf{expand}^{-1} \circ (m^{\dagger'} \oplus \mathbf{id}_1)
\end{aligned}$$

Fig. 21: Matrix Semantics for the Tensor-Plus Calculus

We define the natural isomorphism $\mathbf{expand} : (H \oplus \mathbb{1}) \otimes (K \oplus \mathbb{1}) \rightarrow (H|K) \oplus \mathbb{1}$ as the following composition:

$$\begin{aligned}
(H \oplus \mathbb{1}) \otimes (K \oplus \mathbb{1}) &\xrightarrow{\mathbf{dist}_r} H \otimes (K \oplus \mathbb{1}) \oplus \mathbb{1} \otimes (K \oplus \mathbb{1}) \\
&\xrightarrow{\mathbf{dist}_\ell \oplus \lambda^\otimes} (H \otimes K \oplus H \otimes \mathbb{1}) \oplus (K \oplus \mathbb{1}) \\
&\xrightarrow{(\mathbf{id} \oplus \rho^\otimes) \oplus \mathbf{id}} (H \otimes K \oplus H) \oplus (K \oplus \mathbb{1}) \\
&\xrightarrow{m^\oplus} ((H \otimes K) \oplus (H \oplus K)) \oplus \mathbb{1}
\end{aligned}$$

Proposition B.22. *The category $\mathbf{H}^{\oplus \mathbb{1}}$ has a symmetric monoidal structure, defined as $H|K$ on objects and $\mathbf{expand} \circ (f \otimes g) \circ \mathbf{expand}^{-1}$. All its structural morphisms – left-unitor, right-unitor, associator, swap – are functional morphisms.*

Proof. The symmetric monoidal structure follows from the symmetric monoidal structure of $(\mathbf{H}, |, \mathbb{0})$, by simply taking $\lambda^\dagger \oplus \mathbf{id}, \rho^\dagger \oplus \mathbf{id}, \alpha^\dagger \oplus \mathbf{id}, \lambda^\dagger \oplus \mathbf{id}, \sigma^\dagger \oplus \mathbf{id}$ as structural morphisms,

and by remarking that $\mathbf{expand} \circ ((f \oplus \mathbf{id}) \otimes (g \oplus \mathbf{id})) \circ \mathbf{expand}^{-1} = (f|g) \oplus \mathbf{id}$

F. Adding the Unit: the Double Kleisli Category

This section explore an alternative way the Unit could have been interpreted semantically, relying on a Kleisli construction rather than the more ad hoc " $\oplus \mathbb{1}$ " construction.

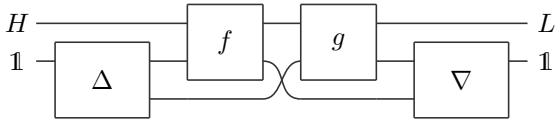
While Kleisli categories have an extensive literature [26], we will focus in this section on a specific category, hence will skip the background needed to define the general case. The object of our attention is the Double Kleisli [27] – which is a co-Kleisli category of a Klesil category – of \mathbf{H} with respect to $_ \mapsto (_ \oplus \mathbb{1})$, which is both a monad and co-monad.

Definition B.23. *The category $\mathbf{KcK-H}$ is the category with the same objects as \mathbf{H} and with for morphisms $\mathbf{KcK-H}(H, K)$*

the morphisms of $\mathbf{H}(H \oplus \mathbb{1}, K \oplus \mathbb{1})$, but with a significantly different composition $\circ_{\mathbf{KcK}}$. For $f \in \mathbf{KcK}\text{-}\mathbf{H}(H, K)$ and $g \in \mathbf{KcK}\text{-}\mathbf{H}(K, L)$:

$$\begin{aligned}
g \circ_{\mathbf{KcK}} f : H \oplus \mathbb{1} &\xrightarrow{\mathbf{id} \oplus \Delta} H \oplus (\mathbb{1} \oplus \mathbb{1}) \\
&\xrightarrow{\alpha^{\oplus -1}} (H \oplus \mathbb{1}) \oplus \mathbb{1} \\
&\xrightarrow{f \oplus \mathbf{id}} (K \oplus \mathbb{1}) \oplus \mathbb{1} \\
&\xrightarrow{\alpha^{\oplus}} K \oplus (\mathbb{1} \oplus \mathbb{1}) \\
&\xrightarrow{\mathbf{id} \oplus \sigma^{\oplus}} K \oplus (\mathbb{1} \oplus \mathbb{1}) \\
&\xrightarrow{\alpha^{\oplus -1}} (K \oplus \mathbb{1}) \oplus \mathbb{1} \\
&\xrightarrow{g \oplus \mathbf{id}} (L \oplus \mathbb{1}) \oplus \mathbb{1} \\
&\xrightarrow{\alpha^{\oplus}} L \oplus (\mathbb{1} \oplus \mathbb{1}) \\
&\xrightarrow{\mathbf{id} \oplus \nabla} L \oplus \mathbb{1}
\end{aligned}$$

Or, as a picture, with α^{\oplus} and $\alpha^{\oplus -1}$ implicit:



The identity for this composition is $\mathbf{id} \oplus \mathbf{zero} : H \oplus \mathbb{1} \rightarrow H \oplus \mathbb{1}$, and more generally $_ \mapsto _ \oplus \mathbf{zero}$ is a faithful functor from \mathbf{H} to $\mathbf{KcK}\text{-}\mathbf{H}$.

Proof. The main property to prove is the associativity of the composition. Using the properties of the biproduct we obtain:

$$\begin{aligned}
\nabla \circ (\nabla \oplus \mathbf{id}) &= \nabla \circ (\mathbf{id} \oplus \nabla) \circ \alpha^{\oplus} \\
(\Delta \oplus \mathbf{id}) \circ \Delta &= \alpha^{\oplus -1} \circ (\mathbf{id} \oplus \Delta) \circ \Delta
\end{aligned}$$

which directly entails the associativity of $\circ_{\mathbf{KcK}}$. □

Proposition B.24. *If \mathbf{H} is cancellative, that is*

$$f + h = g + h \implies f = g$$

then the categories $\mathbf{H}^{\oplus \mathbb{1}}$ and $\mathbf{KcK}\text{-}\mathbf{H}$ are equivalent through the following identity-on-objects equivalence. The morphism $f \in \mathbf{KcK}\text{-}\mathbf{H}(H, K)$ corresponds to $f + (\iota_r \circ \pi_r) \in \mathbf{H}^{\oplus \mathbb{1}}(H, K)$.

Proof. We easily check that:

$$\begin{aligned}
(\mathbf{id} \oplus \mathbf{zero}) + (\iota_r \circ \pi_r) &= \mathbf{id} \\
(g + (\iota_r \circ \pi_r)) \circ (f + (\iota_r \circ \pi_r)) &= (g \circ_{\mathbf{KcK}} f) + (\iota_r \circ \pi_r)
\end{aligned}$$

□

G. Matrix Semantics

Using the matrix notations previously defined, and keeping the convention of annotating rows and column, and leaving an empty cell whenever the morphism of that cell would be **zero**, we can rewrite Figures 5 and 6 into Figures 20 and 21. We note that the isomorphism $\mathbf{scal} : R \rightarrow \mathbf{H}(\mathbb{1}, \mathbb{1})$ is kept implicit.

In this appendix, we provide a proof of soundness of the equational theory. And intuitive proof of soundness can be done relatively easily, by looking at how *data* would flow across the diagram before and after the application of an equation. However, to formalize such an intuitive proof we would need to define a token-based semantics and to prove that this token-based semantics is equivalent to the categorical semantics. Instead, we provide a more direct but maybe less intuitive proof.

- 1) We start by all the equations easy to prove sound in a direct way, including a couple of equations that are technically superfluous (the bracketed ones) but are useful as stepping stones, that is

- The equations on the left half of Figure 7, that is (\otimes) , (\oplus) , (\perp) , $[\perp \nabla]$, (0) and $(\sigma \nabla)$.
- All the equations from Figure 8, that is $(\otimes 0)$, $(\oplus 0)$, $(\nabla 0)$, (00) , $(0 \bullet)$, $(0R)$, $[0 \otimes]$, $[X \oplus 0]$, $(\rho \nabla)$ and $[\lambda \nabla]$.
- All the equations of Figure 10 except the first column, that is $(\otimes \bullet)$, $(\oplus \bullet)$, $(\lambda \rho \otimes)$, $(\rho \oplus)$, $(\lambda \oplus)$, $(\bullet \bullet)$ and (\bullet) .
- All the equations from Figure 11, that is $[R_\times]$, (R_1) , (R_0) , (R_+) , $(\otimes R)$ and $(\oplus R)$.

- 2) We continue with a set of relatively difficult equations to check directly, and we brute-force them by computing the matrix semantics (see Figure 20) of both sides of the equations and remarking that they are identical. More precisely

- The equations $(N\otimes)$ and (mix) from Figure 7.
- The equations $(\alpha \otimes)$ and $(\alpha \oplus)$ from Figure 10.

- 3) We then prove a couple of powerful lemmas, which allows us to derive the soundness of the remaining equations for the functional language, that is

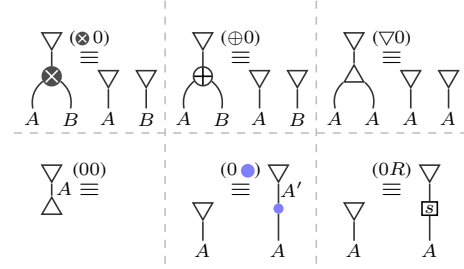
- The equations $(X\oplus)$ and $(\oplus \rightarrow \nabla)$ from Figure 7.
- All the equations from Figure 9, that is $(\otimes \nabla)$, $(\nabla \otimes)$, $(\oplus \nabla)$, $(X \oplus \nabla)$, $(\nabla \nabla)$, $(\alpha \nabla)$, (∇R) and $(\nabla \bullet)$.

- 4) We finish by handling the additional equations of the equational theory for the full language, that is $(\rho \otimes)$, (10) and (Can) from Figure 12. Since $[\lambda \otimes]$, $[1_+]$ and $[1 \parallel]$ can be deduced from the others, we do not need to prove their soundness.

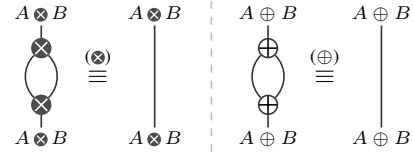
Implicitly in all those steps is that the mirrored up-down version of the equations can be proven sound in similar ways, as the all the properties we use of **H** are also true in its dual category.

A. The Easy Equations

Now, let us start with the following equations.

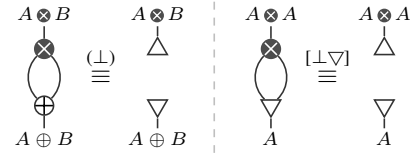


Those are sound because in a semiadditive category, **zero** satisfies for any f : $\mathbf{zero} \circ f = \mathbf{zero}$, $f \circ \mathbf{zero} = \mathbf{zero}$, $\mathbf{zero} \otimes f = \mathbf{zero}$, and $f \otimes \mathbf{zero} = \mathbf{zero}$. In the remaining of the proof, those properties of **zero** will be used implicitly.



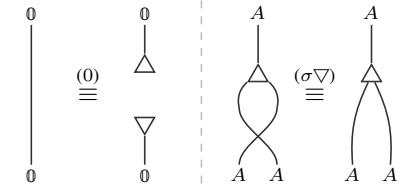
Those are sound because in a semiadditive category:

$$\pi_\ell \circ \iota_\ell = \mathbf{id} = \pi_r \circ \iota_r$$

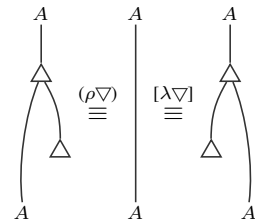


Those are sound because in a semiadditive category:

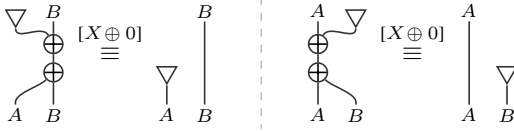
$$\pi_r \circ \iota_\ell = \mathbf{zero}$$



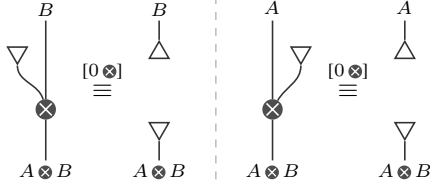
Those are sound because $\sigma^\perp = \sigma^\otimes \oplus \sigma^\oplus$, and in a semiadditive category all the morphisms on $0 \rightarrow 0$ are equal, $(f \oplus g) \circ \iota_r = \iota_r \circ g$ and $\sigma^\oplus \circ \Delta = \sigma^\oplus$.



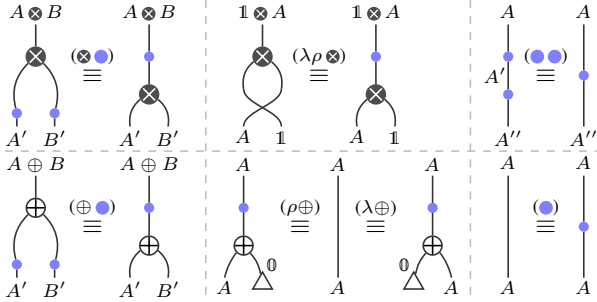
The left one is sound because $\mathbf{id} \mid \mathbf{zero} = \mathbf{zero} \oplus (\mathbf{id} \oplus \mathbf{zero})$ and in a semiadditive category $(f \oplus g) \circ \iota_r = \iota_r \circ g$ and $\Delta \circ (\mathbf{id} \oplus \mathbf{zero}) = \mathbf{id}$. The right one is sound for similar reasons.



The left one is sound because $\mathbf{zero}|id = \mathbf{zero} \oplus (\mathbf{zero} \oplus id)$ and in a semiadditive category $\pi_r \circ \iota_r = \mathbf{zero} \oplus id$ and \oplus is a bifunctor. . The right one is sound for similar reasons.

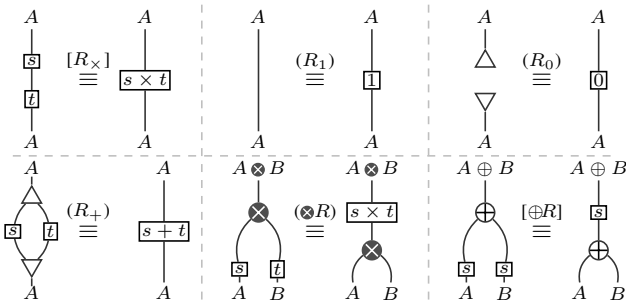


The left one is sound because $\mathbf{zero}|id = \mathbf{zero} \oplus (\mathbf{zero} \oplus id)$ and in a semiadditive category $(f \oplus g) \circ \iota_\ell = \iota_\ell \circ f$.



Those equations all rely on the generalisation of Mac Lane's coherence theorem stated in Theorem B.17, together with the following facts:

- In a semiadditive category, $(f \oplus g) \circ \iota_\ell = \iota_\ell \circ f$ and $(f \oplus g) \circ \iota_r = \iota_r \circ g$.
- $\sigma| = \sigma^\otimes \oplus \sigma^\oplus$.
- $id|zero = zero \oplus (id \oplus zero)$ and $zero|id = zero \oplus (zero \oplus id)$.

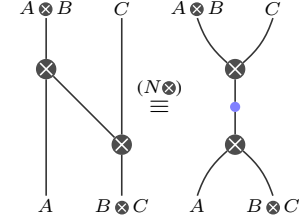


Those equations all rely on **scal** being an isomorphism of semirings, together with the fact that in a semiadditive category, $(f \oplus g) \circ \iota_\ell = \iota_\ell \circ f$, $(f \oplus g) \circ \iota_r = \iota_r \circ g$ and $\nabla \circ (f \oplus g) \circ \Delta = f + g$, and additionally in **H** we have distributivity hence $s \cdot (f \oplus g) = (s \cdot f \oplus s \cdot g)$.

B. The Hard Equations

The equations proven in this subsection rely on the associativity of $|$ in **H**, which itself relies on the distributivity of \otimes

over \oplus . Leveraging those properties directly is not easy, hence we instead rely on the matrix representation of the semantics, given in Figure 20. When using the matrix representation, we usually annotate the rows and columns for readability, and while we will continue to do so, we will simplify those annotations by omitting the $[-]$ and the \otimes , hence “AB” stands for “ $[A] \otimes [B]$ ” and “A(BC)” stands for “ $[A] \otimes ([B] \otimes [C])$ ”.



On the left-hand-side, we have

$$A(BC) \begin{pmatrix} (AB)C & AC & BC & AB & A & B & C \\ A(BC) & \alpha^\otimes & & & & & \\ A & & & id & & & \\ BC & & id & & & & \end{pmatrix} \circ \begin{pmatrix} (AB)C & AB & C \\ (AB)C & id & \\ AC & & \\ BC & & \\ AB & id & \\ A & & \\ B & & \\ C & & id \end{pmatrix}$$

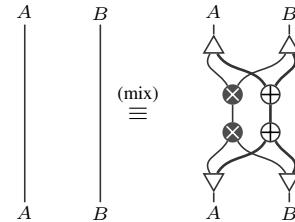
On the right-hand-side we have

$$A(BC) \begin{pmatrix} (AB)C & AC & BC & AB & A & B & C \\ A(BC) & id & & & & & \\ A & & & id & & & \\ BC & & id & & & & \end{pmatrix} \circ \begin{pmatrix} (AB)C & AB & C \\ A(BC) & \alpha^\otimes & \\ (AB)C & id & \end{pmatrix}$$

Both composition yield the same following matrix:

$$A(BC) \begin{pmatrix} (AB)C & AB & C \\ A(BC) & \alpha^\otimes & \\ A & & \\ BC & & \end{pmatrix}$$

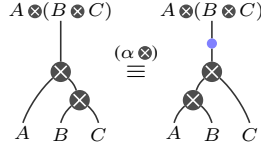
Hence the equation $(N\otimes)$ is sound.



The matrices here are particularly large: up to 15 rows and 15 columns. For clarity, the thick wires of the above diagram will be represented by Greek letters (α for A and β for B) in the row and column annotations. On the right-hand-side we have the composition described in Figure 22, where the matrices correspond respectively to the bottom two contractions, the swap, the bottom tensor and plus, the top

Fig. 22: Semantics of the right-hand-side of (mix).

tensor and plus, and the top two contractions. When computing the composition, we obtain the identity matrix, hence (mix) is sound.



On the left-hand-side, we have

$$\begin{matrix} (AB)C \\ AC \\ BC \\ AB \\ A \\ B \\ C \end{matrix} \begin{pmatrix} A(BC) \\ \alpha^{\otimes -1} \\ \text{id} \\ \text{id} \end{pmatrix} \circ \begin{matrix} A \\ BC \end{matrix} \begin{pmatrix} A(BC) \\ \text{id} \end{pmatrix}$$

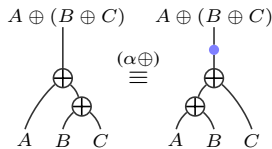
On the right-hand-side we have

$$\begin{matrix} (AB)C \\ AC \\ BC \\ AB \\ A \\ B \\ C \end{matrix} \begin{pmatrix} \text{id} \\ \text{id} \\ \text{id} \\ \text{id} \end{pmatrix} \circ \begin{matrix} (AB)C \\ AB \\ C \end{matrix} \begin{pmatrix} \text{id} \end{pmatrix} \circ \begin{matrix} A(BC) \\ \alpha^{\otimes -1} \end{pmatrix}$$

Both composition yield the same following matrix:

$$\begin{matrix} A(BC) \\ AC \\ BC \\ AB \\ A \\ B \\ C \end{matrix} \begin{pmatrix} \alpha^{\otimes -1} \end{pmatrix}$$

Hence the equation $(\alpha \otimes)$ is sound.



On the left-hand-side, we have

$$\begin{matrix} (AB)C \\ AC \\ BC \\ AB \\ A \\ B \\ C \end{matrix} \begin{pmatrix} AB & AC & A & B & C \\ & \text{id} & & & \\ & & \text{id} & & \\ & & & \text{id} & \\ & & & & \text{id} \end{pmatrix} \circ \begin{matrix} A & B & C \\ AB & AC & A \\ & \text{id} & \\ & & \text{id} \\ & & & \text{id} \end{matrix}$$

On the right-hand-side we have

$$\begin{matrix} (AB)C \\ AC \\ BC \\ AB \\ A \\ B \\ C \end{matrix} \begin{pmatrix} AC & BC & A & B & C \\ \text{id} & & & & \\ & \text{id} & & & \\ & & \text{id} & & \\ & & & \text{id} & \\ & & & & \text{id} \end{pmatrix} \circ \begin{matrix} A & B & C \\ AC & BC & A \\ & \text{id} & \\ & & \text{id} \\ & & & \text{id} \end{matrix} \circ \begin{matrix} A & B & C \\ A & B & C \\ & \text{id} & \\ & & \text{id} \\ & & & \text{id} \end{matrix}$$

Both composition yield the same following matrix:

$$\begin{matrix} A(BC) \\ AC \\ BC \\ AB \\ A \\ B \\ C \end{matrix} \begin{pmatrix} A & B & C \\ \text{id} & & \\ & \text{id} & \\ & & \text{id} \end{pmatrix}$$

Hence the equation $(\alpha \oplus)$ is sound.

C. Finishing the Functional Fragment

We can now prove the soundness of Theorem D.4, that is:

Lemma C.1. *Given two diagrams $d, e : \mathcal{X} \rightarrow \mathcal{Y}$ satisfying the following:*

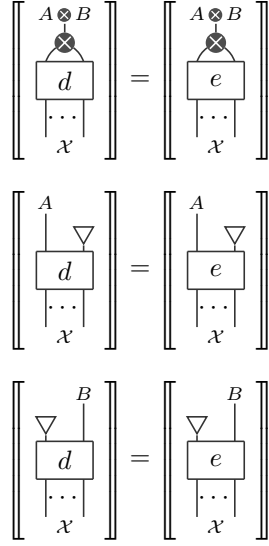
- *They are connected planar graphs, and in particular do not include any Swap.*
- *It is composed only of Identities **id**, Tensors \otimes , upside-down Tensors, and Adapters \bullet .*

Then each can be rewritten into the other using only $(\alpha \otimes)$, (\otimes) , $(N \otimes)$, $(\otimes \bullet)$, (\bullet) and $(\bullet \bullet)$. It follows that this rewriting is sound.

Proof. See Theorem D.4 for the existence of the rewriting. All the listed equations have been proven to be sound in the previous subsections, so this rewriting is sound. \square

We will need two lemmas, which allows us to decompose an equation difficult to prove sound into three (or seven) equations easier to prove sound. They both derive from the fact that in a semiadditive category, if $f \circ \iota_\ell = g \circ \iota_\ell$ and $f \circ \iota_r = g \circ \iota_r$ then $f = g$.

Lemma C.2. Given two diagrams $d, e : A \parallel B \rightarrow \mathcal{X}$, then $\llbracket d \rrbracket = \llbracket e \rrbracket$ if and only if each of the following hold:

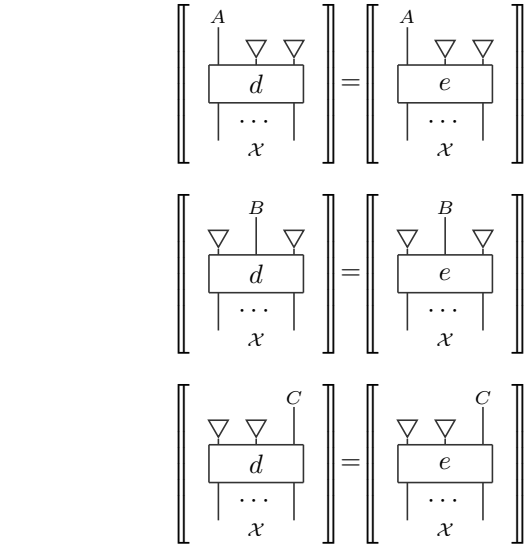
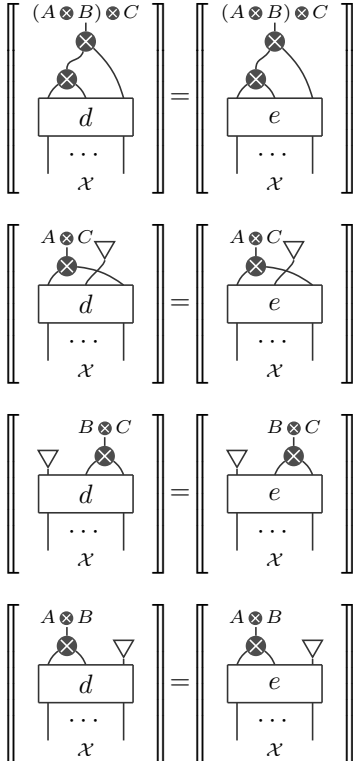


Proof. We start by noting that $\llbracket A \parallel B \rrbracket = \llbracket A \rrbracket \parallel \llbracket B \rrbracket = (\llbracket A \rrbracket \otimes \llbracket B \rrbracket) \oplus (\llbracket A \rrbracket \oplus \llbracket B \rrbracket)$. Since we are in a semiadditive category, $\llbracket d \rrbracket = \llbracket e \rrbracket$ if and only if:

- $\llbracket d \rrbracket \circ \iota_\ell = \llbracket e \rrbracket \circ \iota_\ell$
- $\llbracket d \rrbracket \circ \iota_r \circ \iota_\ell = \llbracket e \rrbracket \circ \iota_r \circ \iota_\ell$
- $\llbracket d \rrbracket \circ \iota_r \circ \iota_r = \llbracket e \rrbracket \circ \iota_r \circ \iota_r$

Each of those three items directly correspond to one of the equations, in order. \square

Lemma C.3. Given two diagrams $d, e : A \parallel B \parallel C \rightarrow \mathcal{X}$, then $\llbracket d \rrbracket = \llbracket e \rrbracket$ if and only if each of the following hold:



Proof. We start by noting that $\llbracket A \parallel B \parallel C \rrbracket = (\llbracket A \rrbracket \parallel \llbracket B \rrbracket) \parallel \llbracket C \rrbracket$ which can be unfolded into

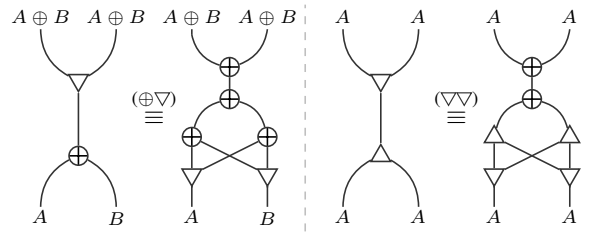
$$(((\llbracket A \rrbracket \otimes \llbracket B \rrbracket) \oplus (\llbracket A \rrbracket \oplus \llbracket B \rrbracket)) \otimes \llbracket C \rrbracket) \oplus (((\llbracket A \rrbracket \otimes \llbracket B \rrbracket) \oplus (\llbracket A \rrbracket \oplus \llbracket B \rrbracket)) \oplus \llbracket C \rrbracket)$$

Since we are in a semiadditive category and additionally \otimes is distributive over \oplus , $\llbracket d \rrbracket = \llbracket e \rrbracket$ if and only if:

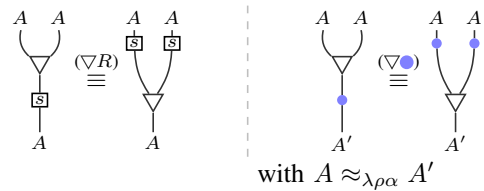
- $\llbracket d \rrbracket \circ \iota_\ell \circ (\iota_\ell \otimes \text{id}) = \llbracket e \rrbracket \circ \iota_\ell \circ (\iota_\ell \otimes \text{id})$
- $\llbracket d \rrbracket \circ \iota_\ell \circ (\iota_r \otimes \text{id}) \circ (\iota_\ell \otimes \text{id}) = \llbracket e \rrbracket \circ \iota_\ell \circ (\iota_r \otimes \text{id}) \circ (\iota_\ell \otimes \text{id})$
- $\llbracket d \rrbracket \circ \iota_\ell \circ (\iota_r \otimes \text{id}) \circ (\iota_r \otimes \text{id}) = \llbracket e \rrbracket \circ \iota_\ell \circ (\iota_r \otimes \text{id}) \circ (\iota_r \otimes \text{id})$
- $\llbracket d \rrbracket \circ \iota_r \circ \iota_\ell \circ \iota_\ell = \llbracket e \rrbracket \circ \iota_r \circ \iota_\ell \circ \iota_\ell$
- $\llbracket d \rrbracket \circ \iota_r \circ \iota_\ell \circ \iota_r \circ \iota_\ell = \llbracket e \rrbracket \circ \iota_r \circ \iota_\ell \circ \iota_r \circ \iota_\ell$
- $\llbracket d \rrbracket \circ \iota_r \circ \iota_\ell \circ \iota_r \circ \iota_r = \llbracket e \rrbracket \circ \iota_r \circ \iota_\ell \circ \iota_r \circ \iota_r$
- $\llbracket d \rrbracket \circ \iota_r \circ \iota_r = \llbracket e \rrbracket \circ \iota_r \circ \iota_r$

Each of those seven items directly correspond to one of the equations, in order. \square

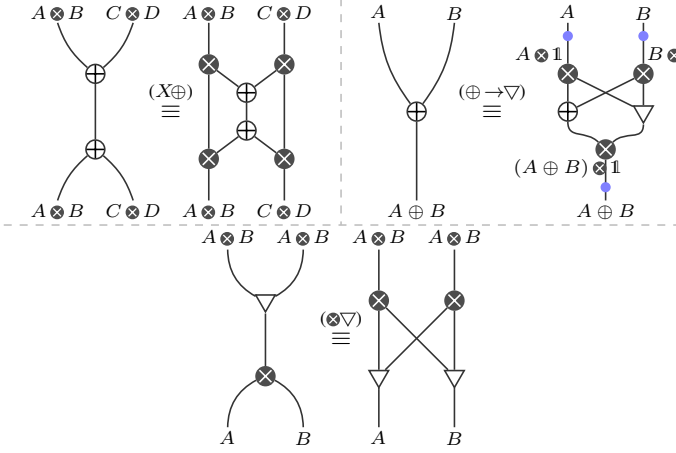
Now, we can tackle the remaining equations. For that, we note that we can freely rewrite diagrams using equations that we already proved to be sound.



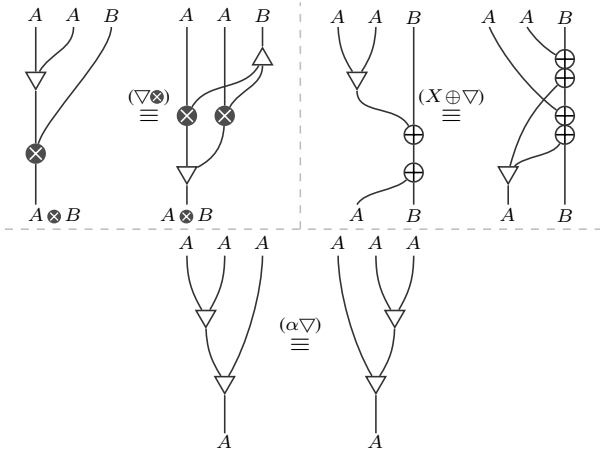
To prove the soundness of those, we use Theorem C.2, and then rely on the already proven soundness of (\perp) , $(\perp \nabla)$, $(\oplus 0)$, $(\nabla 0)$, $(\lambda \nabla)$, $(\rho \nabla)$ and $(X \oplus \nabla)$.



To prove the soundness of those, we use Theorem C.2, and then rely on the already proven soundness of $[\perp\triangledown]$, $[\lambda\triangledown]$, $(\rho\triangledown)$, $(0R)$, $(0\bullet)$, $(\otimes R)$ and $(\otimes\bullet)$.



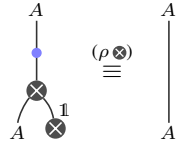
To prove the soundness of those, we use Theorem C.2, and then rely Theorem C.1 and on the already proven soundness of (\perp) , $[\perp\triangledown]$, $(\otimes 0)$, $(\oplus 0)$, $(\nabla 0)$, $(0\bullet)$, $[\lambda\triangledown]$, $(\rho\triangledown)$, $[0\otimes]$ and $(X\oplus\triangledown)$.



To prove the soundness of those, we use Theorem C.3, and then rely Theorem C.1 and on the already proven soundness of (\perp) , $[\perp\triangledown]$, $(\otimes 0)$, $(\oplus 0)$, $(\nabla 0)$, $(0\bullet)$, $[\lambda\triangledown]$, $(\rho\triangledown)$, $[0\otimes]$ and $(X\oplus\triangledown)$.

D. The Full Language

In this section, we will use rely on the matrix representation given in Figure 21.



On the left-hand-side we have

$$\begin{bmatrix} [A] \\ [A] \\ [1] \end{bmatrix} \begin{pmatrix} \rho^{\otimes} & \text{id} \\ \text{id} & \text{id} \end{pmatrix} \begin{bmatrix} 1 \\ \text{id} \end{bmatrix}$$

$$\begin{bmatrix} [A\otimes 1] \\ [A] \\ [1] \end{bmatrix} \begin{pmatrix} [A\otimes 1] & 1 \\ \text{id} & \text{id} \end{pmatrix} \begin{bmatrix} [A] \\ \rho^{\otimes-1} \\ \text{id} \end{bmatrix}$$

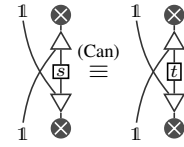
which simplifies to the identity matrix. Hence $(\rho\otimes)$ is sound.

$$\begin{bmatrix} 1 \\ \text{id} \end{bmatrix} \begin{pmatrix} 1 \\ \text{id} \end{pmatrix} \begin{bmatrix} 1 \\ \text{id} \end{bmatrix} \stackrel{(10)}{=} \begin{bmatrix} 1 \\ \text{id} \end{bmatrix}$$

On the left-hand-side we have

$$\begin{bmatrix} [1] \\ \text{id} \end{bmatrix} \begin{pmatrix} 1 \\ \text{id} \end{pmatrix} \begin{bmatrix} [1] \\ \text{id} \end{pmatrix} \begin{pmatrix} 1 \\ \text{id} \end{pmatrix}$$

which simplifies to the identity 1-by-1 matrix, hence (10) is sound. Last but not least, we consider:



For any $s, t \in R$ such that $s + 1 = t + 1$.

On the left-hand-side, we have the composition described in Figure 23, where the matrices correspond respectively to the bottom unit, the bottom contraction, the swap with a scalar, the top contraction, and the top unit. When computing the composition, we obtain the following (we note that on $1 \otimes 1 \rightarrow 1 \otimes 1$, we actually have $\sigma^{\otimes} = \text{id}$):

$$\begin{bmatrix} [1] \\ [1] \end{bmatrix} \begin{pmatrix} \text{id} & \text{id} \\ \text{id} & (s+1) \cdot \text{id} \end{pmatrix} \begin{bmatrix} 1 \\ \text{id} \end{bmatrix}$$

Similarly, if we compute the matrix for the right-hand-side, we obtain the following:

$$\begin{bmatrix} [1] \\ [1] \end{bmatrix} \begin{pmatrix} \text{id} & \text{id} \\ \text{id} & (t+1) \cdot \text{id} \end{pmatrix} \begin{bmatrix} 1 \\ \text{id} \end{bmatrix}$$

Both are equal whenever $s + 1 = t + 1$, hence (Can) is sound.

$$\begin{aligned}
& \begin{matrix} [1] \\ 1 \end{matrix} \left(\begin{matrix} [1] \otimes [1] & [1] & 1 \\ \rho^{\otimes} & \text{id} & \\ & \text{id} & \text{id} \end{matrix} \right) \circ \begin{matrix} [1] \otimes [1] \\ [1] \\ [1] \\ 1 \end{matrix} \left(\begin{matrix} [1] \otimes [1] \otimes [1] & [1] \otimes [1] & [1] \otimes [1] & [1] \otimes [1] & [1] & [1] & [1] & 1 \\ & \text{id} & & \text{id} & & \text{id} & & \\ & & & & \text{id} & \text{id} & \text{id} & \\ & & & & & \text{id} & \text{id} & \\ & & & & & & \text{id} & \end{matrix} \right) \\
& \circ \begin{matrix} [1] \otimes [1] \otimes [1] \\ [1] \otimes [1] \\ [1] \otimes [1] \\ [1] \otimes [1] \\ [1] \\ [1] \\ [1] \\ 1 \end{matrix} \left(\begin{matrix} [1] \otimes [1] \otimes [1] & [1] \otimes [1] & [1] \otimes [1] & [1] \otimes [1] & [1] & [1] & [1] & 1 \\ s \cdot \sigma^{\otimes} \otimes \text{id} & & s \cdot \text{id} & & & & & \\ & s \cdot \text{id} & & \sigma^{\otimes} & & & & \\ & & & & \text{id} & & & \\ & & & & & \text{id} & & \\ & & & & & & s \cdot \text{id} & \\ & & & & & & & \text{id} \end{matrix} \right) \\
& \circ \begin{matrix} [1] \otimes [1] \otimes [1] \\ [1] \otimes [1] \\ [1] \otimes [1] \\ [1] \otimes [1] \\ [1] \\ [1] \\ [1] \\ 1 \end{matrix} \left(\begin{matrix} [1] \otimes [1] & [1] & [1] & 1 \\ \text{id} & & & \\ \text{id} & & \text{id} & \\ & \text{id} & \text{id} & \text{id} \\ & & \text{id} & \text{id} \\ & & & \text{id} \end{matrix} \right) \circ \begin{matrix} [1] \otimes [1] \\ [1] \\ [1] \\ 1 \end{matrix} \left(\begin{matrix} [1] & 1 \\ \rho^{\otimes-1} & \\ \text{id} & \text{id} \\ \text{id} & \text{id} \end{matrix} \right)
\end{aligned}$$

Fig. 23: Semantics of the left-hand-side of (Can).

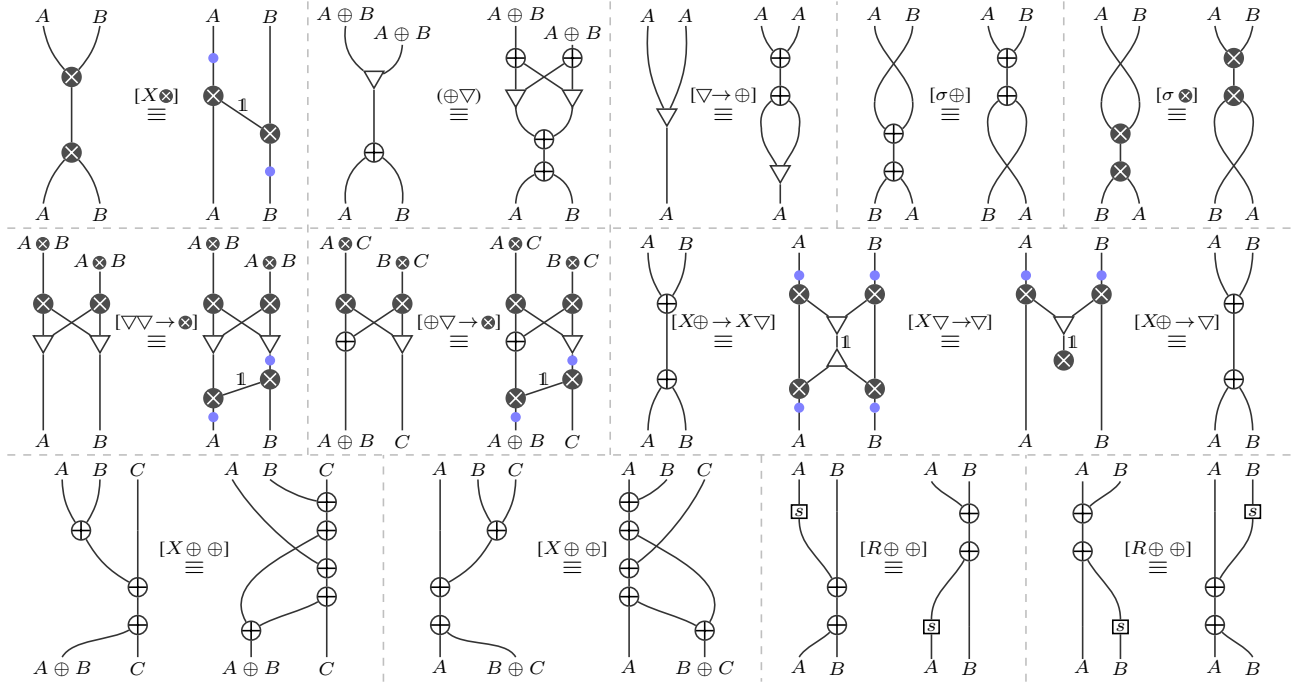


Fig. 24: Additional Induced Equations for the Tensor-Plus Calculus

APPENDIX D
NOTABLE LEMMAS FOR THE EQUATIONAL THEORY

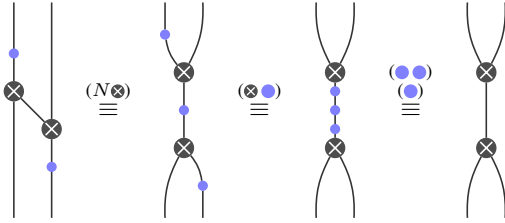
In this appendix, we work on a collection of useful lemmas and equations. In order to distinguish them from the equations of Figures 7 to 12, we name the new equations with squared brackets $[-]$ instead of parentheses $(-)$.

A. Induced Equations

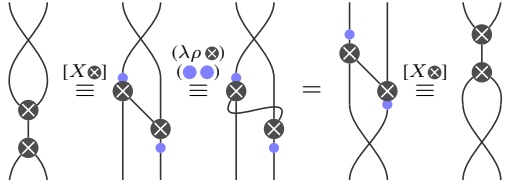
From the equations of Figures 7 to 11, we can obtain a few additional equation, which we list in Figures 24 and 25, and which can be proved as follows. Except for $[X\nabla \rightarrow \nabla]$, $[1_+]$ and $[1_||]$, all the equations are proved in the Functional fragment of the language.

For $[\lambda\nabla]$, we simply use $(\sigma\nabla)$ then $(\rho\nabla)$.

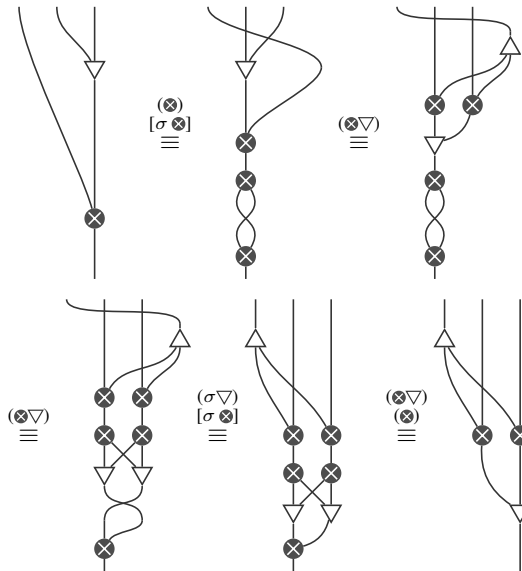
For $[X\otimes]$ we start from the right-hand-side:



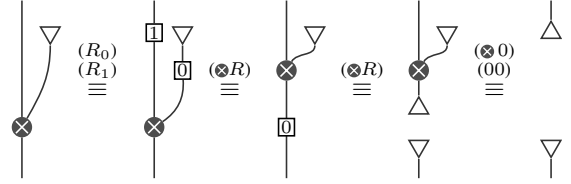
For $[\sigma\otimes]$:



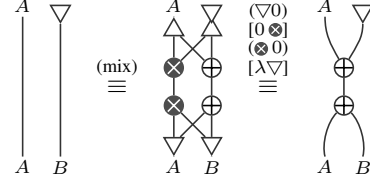
The equation $(\nabla\otimes)$ here is the mirrored left-right of the equation $(\nabla\otimes)$ in Figure 9. We keep the same name for convenience. However, deducing one from the other is surprisingly non-trivial:



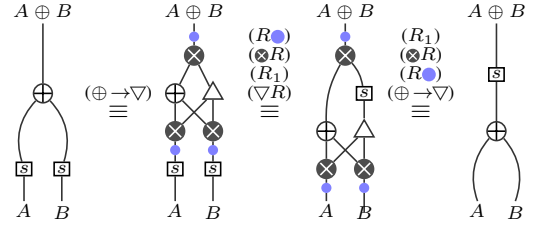
The equations $[0\otimes]$ are both proved symmetrically:



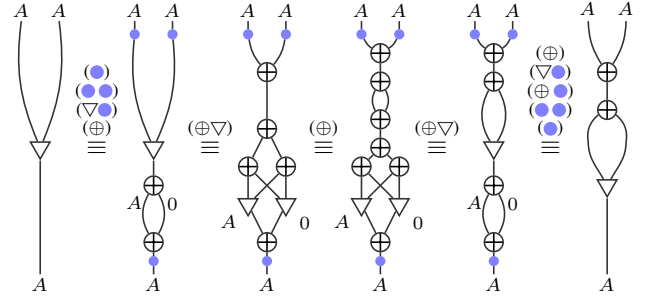
The equations $[X\oplus 0]$ are both proved symmetrically:



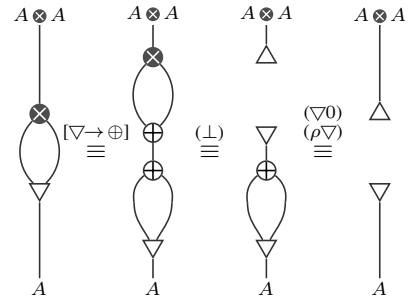
For $[\oplus R]$, we start from the right-hand-side:



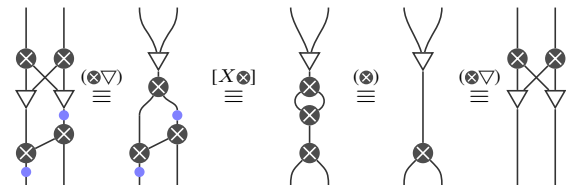
For $[\nabla\rightarrow\oplus]$, we start from the right-hand-side:



For $[\perp\nabla]$:



For $[\nabla\nabla\rightarrow\otimes]$, we start from the right-hand-side:



For $[\oplus\nabla\rightarrow\otimes]$:

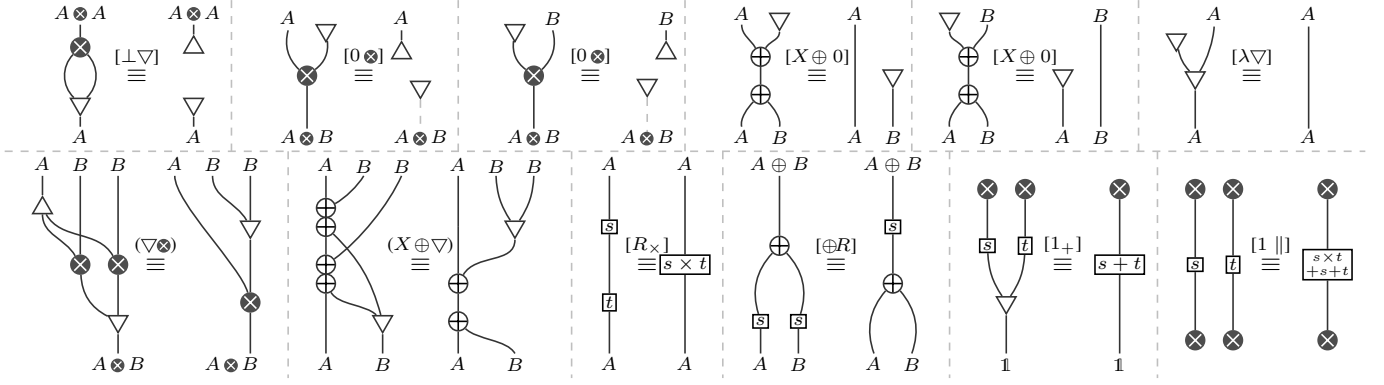
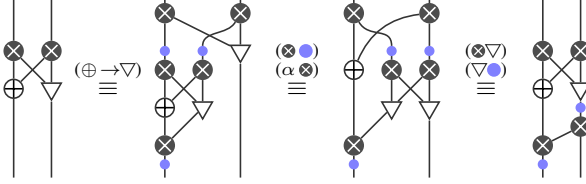
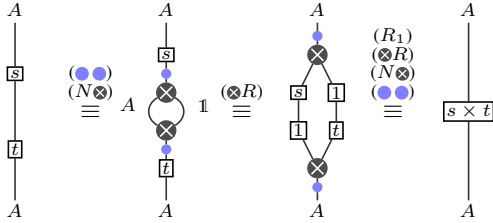


Fig. 25: Reminder of the Induced Equations for the Tensor-Plus Calculus



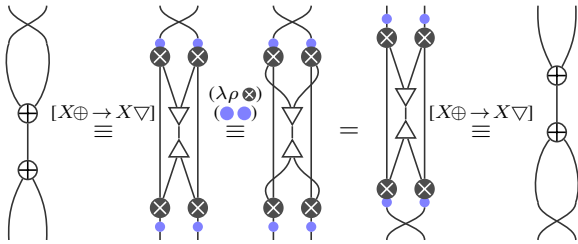
For $[R_{\times}]$, we start from the right-hand-side:



The equations $[X\oplus \rightarrow X\triangledown]$ and $[X\oplus \rightarrow \triangledown]$ follow from $[\oplus \triangledown \rightarrow \otimes]$, but we postpone their proof to Theorems D.7 and D.8 as it is much more readable using "spider" notations.

Similarly, we postpone the equation $[X\triangledown \rightarrow \triangledown]$ to Theorem D.8.

For $[\sigma\oplus]$:



The equation $(X\oplus\triangledown)$ here is the mirrored left-right of the equation $(X\oplus\triangledown)$ in Figure 9, we keep the same name for convenience. One implies the other through $[\sigma\oplus]$ and $(\sigma\triangledown)$.

Similarly, the equation $[X\oplus 0]$ here is the mirrored left-right of the equation $[X\oplus 0]$ in Figure 8, we keep the same name for convenience, and one implies the other through $[\sigma\oplus]$.

The equations $[X\oplus \oplus]$ are a variation over $(X\oplus\triangledown)$. We postpone their proof to Theorem D.10 as they are much more readable using "spider" notations. We postpone similarly the proof of $[R\oplus \oplus]$ to Theorem D.9.

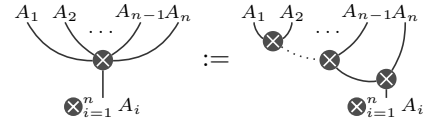
The equation $(\oplus\triangledown)$ is a variation over $(\oplus\triangledown)$, and we postpone its proof to Theorem D.20 as it is much more

readable using "spider" and "disjunction" notations.

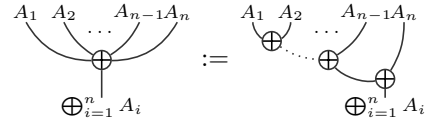
The proof of equations $[1_+]$ and $[1_{||}]$ are also postponed to Theorem D.23.

B. The n -ary Nodes

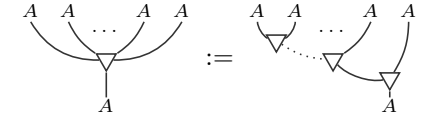
Definition D.1. We define the n -ary Tensor for $n \geq 1$ (with $n = 1$ being the identity):



Then the n -ary Plus for $n \geq 1$ (with $n = 1$ being the identity):

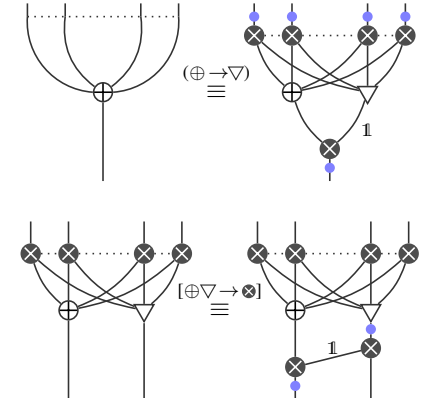


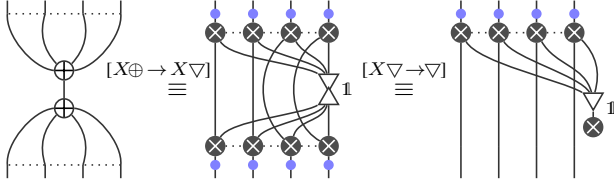
And lastly the n -ary Contraction for $n \geq 1$ (with $n = 1$ being the identity):



Most equations generating \equiv can be generalized naturally to the n -ary case by iterating the binary case. We formally prove some of the non-trivial ones.

Lemma D.2.





Proof. We proceed inductively, starting with the second one $[\oplus \nabla \rightarrow \otimes]$:

- $n = 1$ follows from $(\bullet\bullet)$, (\otimes) and $[X\otimes]$.
- $n = 2$ is the regular $[\oplus \nabla \rightarrow \otimes]$.
- For $n > 2$, we simply use the $(n - 1)$ -ary case, then the binary case, then we undo the case $(n - 1)$ -ary case.

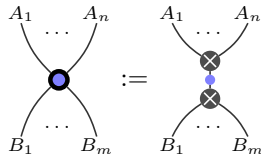
We can now prove the first one $(\oplus \rightarrow \nabla)$:

- $n = 1$ follows from $(\bullet\bullet)$ and (\otimes) .
- $n = 2$ is the regular $(\oplus \rightarrow \nabla)$.
- For $n > 2$, we start by creating a $(n - 1)$ -Contraction with the $(n - 1)$ -ary case, then we create the missing binary Contraction using the regular, and lastly we have to eliminate the additional Tensors. For that we can use $(N\otimes)$ to set up a use of $[\oplus \nabla \rightarrow \otimes]$.

Then, since $[X\oplus \rightarrow X\nabla]$ is proved using $[\oplus \nabla \rightarrow \otimes]$ and $(\oplus \rightarrow \nabla)$ (see Theorem D.7), we can generalize it to the n -ary case without issues. The proof for $[X\nabla \rightarrow \nabla]$ given in Theorem D.8 also can also be generalised easily. \square

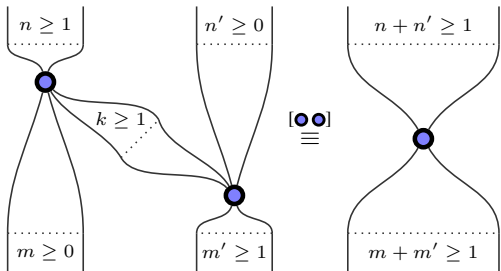
C. The Spider

Definition D.3. We define the (n, m) -spider for $n \geq 1, m \geq 1$ and $\bigotimes_{i=1}^n A_i \approx_{\lambda\rho\alpha} \bigotimes_{j=1}^m B_j$:

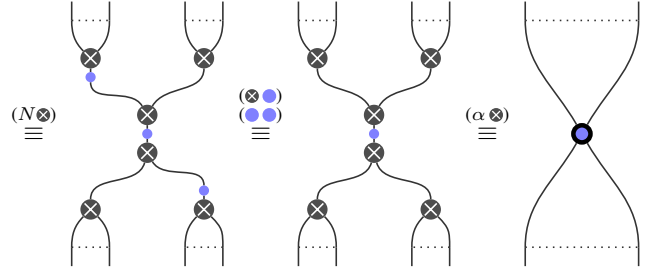
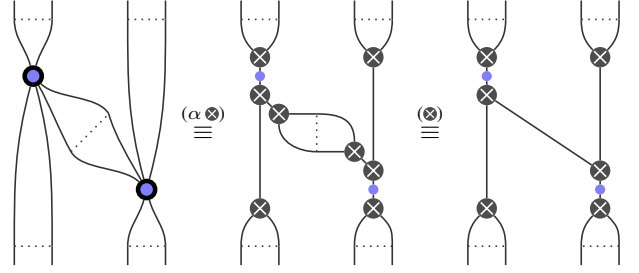


We note that \otimes can be seen as a $(2, 1)$ -spider by adding a trivial \bullet with the equation (\bullet) , and \bullet is directly a $(1, 1)$ -spider.

Lemma D.4. There exists at most one morphism in $\mathbf{FTP}_{\equiv}^R(\mathcal{X}, \mathcal{Y})$ such that its diagram is a connected planar graph with for only nodes the \otimes and \bullet . In other words, we have the following equation and its up/down mirrored version:

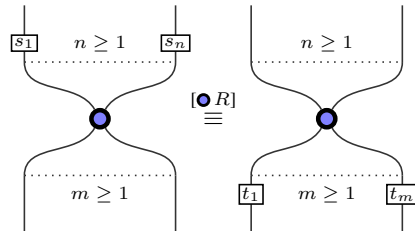
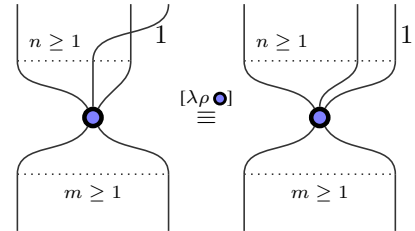
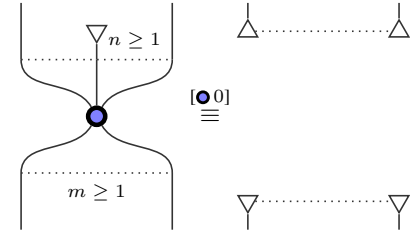
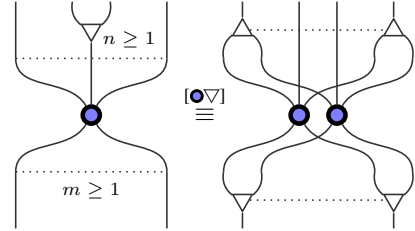


Proof.

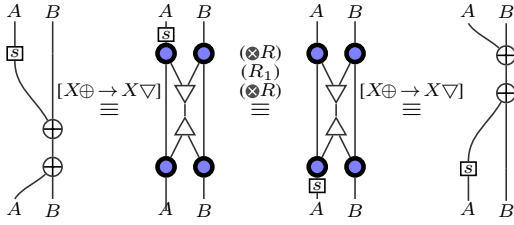


\square

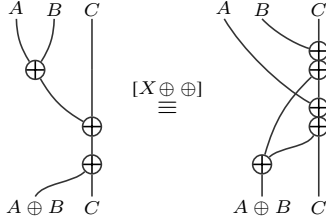
Lemma D.5. The equation $[\bullet\bullet]$ from Theorem D.4 already generalizes the equations $(\otimes\bullet)$, $(\bullet\bullet)$, $(\alpha\otimes)$, (\otimes) , $(N\otimes)$, and $[X\otimes]$. We continue this list by generalizing a few additional ones:



Proof.

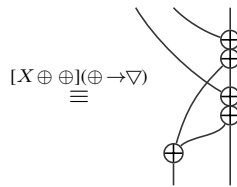
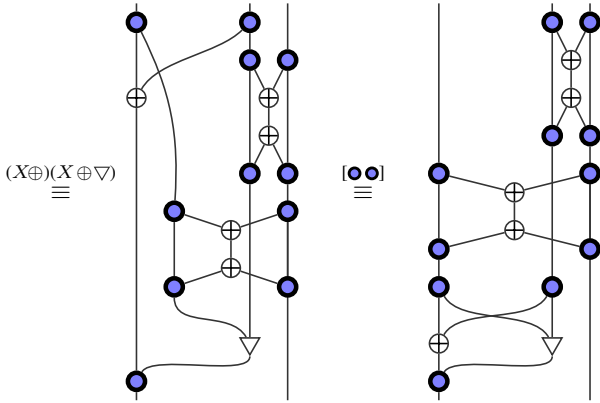
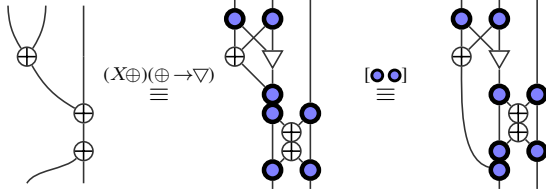


Lemma D.10.



And its mirrored left/right.

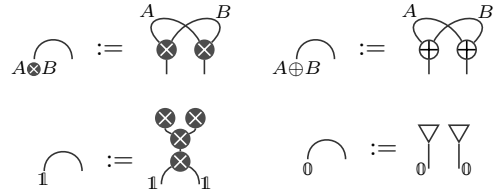
Proof.



For the mirrored equation, we use the same proof but mirrored. \square

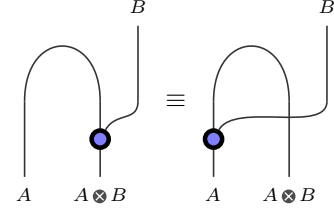
D. The Compact Closure

While we do not have a Cup and a Cap as generators in order to “bend” wires, we can define the Cap inductively as follows, and the Cup using the up-down mirrored definitions:



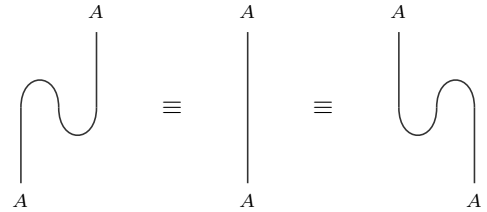
\square Since they rely on Unit, they are not part of \mathbf{FTP}^R . We will now the equational theory ensures that they satisfy the snake equations, in other words that \mathbf{TP}^R is a compact closed category. Before that, we need to prove the following lemma:

Lemma D.11.



Proof. We proceed inductively over A . For $A = \emptyset$, it follows from $[\bullet 0]$. For $A = \mathbb{1}$, it follows from $[\bullet \bullet]$. For the inductive case $A = B \otimes C$, it follows from $[\bullet \bullet]$ and the induction hypothesis. For the inductive case $A = B \oplus C$, it follows from $(\oplus \rightarrow \nabla)$, $[\bullet \bullet]$ and the induction hypothesis. \square

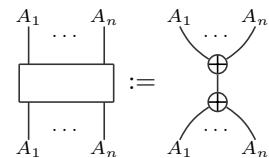
Proposition D.12. The following equations can be deduced from the equational theory:



Proof. We proceed inductively over A . For $A = \emptyset$, it follows from (00) . For $A = \mathbb{1}$, it follows from $[\bullet \bullet]$. For the inductive case $A = B \otimes C$, it follows from $[\bullet \bullet]$, Theorem D.11 and the induction hypothesis. For the inductive case $A = B \oplus C$, it follows from $[X\oplus \rightarrow X\triangledown]$, Theorem D.11 and the induction hypothesis. \square

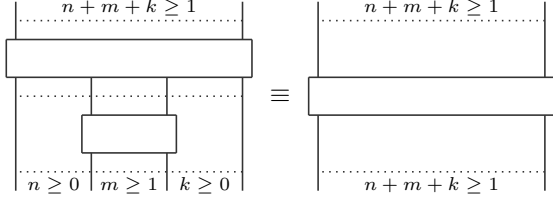
E. The Disjunctive Collection of Wires

Definition D.13. We define a disjunction of wires A_1, \dots, A_n for $n \geq 1$:



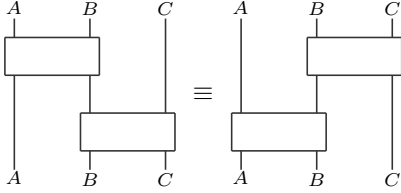
Note the absence of \bullet in this definition.

Lemma D.14. We have a property of idempotence:



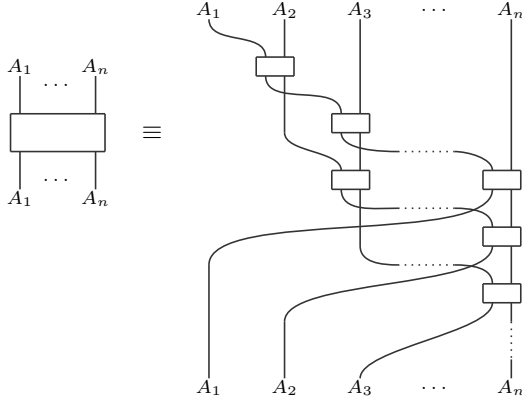
Proof. We simply use $(\alpha\oplus)$, $(\oplus\bullet)$, and (\oplus) multiple times each. \square

Lemma D.15. As a direct application of the previous lemma, we can reorder two binary disjunctions:



Proof. We use $[X\oplus \rightarrow X\triangledown]$ to create \bullet nodes, then theorem D.4 swap the two and then $[X\oplus \rightarrow X\triangledown]$ again to make the \bullet nodes disappear. \square

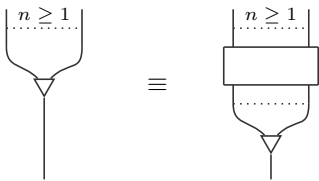
Lemma D.16. A n -ary disjunction of wires is equivalent to the collection of all the binary disjunctions of wires:



We recall that using $[\sigma\oplus]$, the left-hand-side and right-hand-side of a binary disjunction can be swapped, and using the Theorem D.15 the order in which the binary disjunctions are made does not matters.

Proof. We unfold the definition of a disjunction, and then iterate the use of $[X\oplus \oplus]$ to push the "X" at the middle upward, this create the binary disjunctions between A_n and every other wire, and a new "X" at the middle, which allows you to reiterate the same procedure. \square

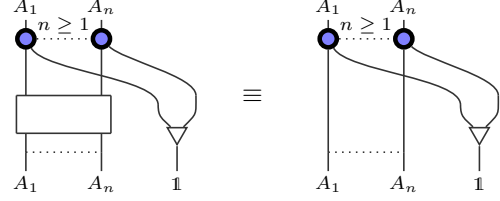
Lemma D.17. We can generalize $[\triangledown \rightarrow \oplus]$:



Proof. This is simply using Theorem D.16, $[\triangledown \rightarrow \oplus]$ and $(\alpha\triangledown)$. \square

Those last two lemmas give us the tools that lacked to generalize Theorem D.6 to the n -ary case as follows:

Lemma D.18.

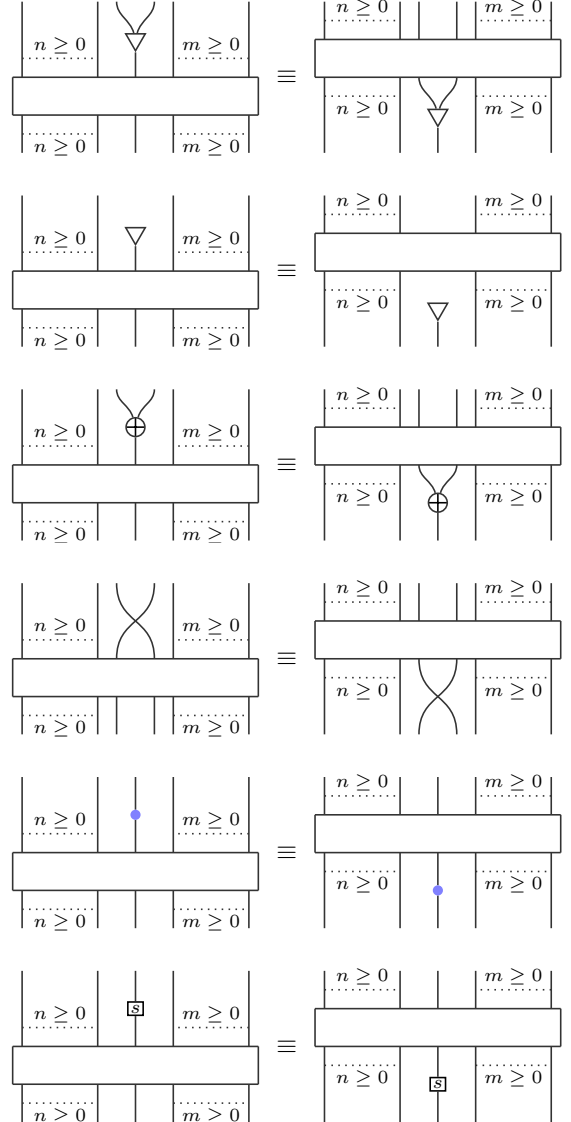


It follows that $[X\oplus \rightarrow X\triangledown]$, $[X\triangledown \rightarrow \triangledown]$ and $[X\oplus \rightarrow \triangledown]$ can be generalised to the n -ary case.

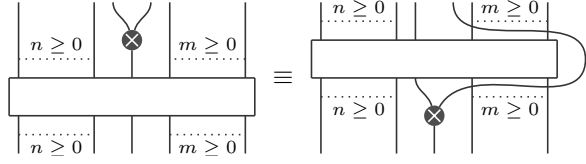
Proof. We follow the same proof as for Theorem D.6 and its following lemmas, but using the n -ary version of the equations when necessary. \square

To tackle the last equation that was postponed, we first need this preliminary lemma:

Lemma D.19. The disjunction of wires is transparent with respect to most generators of \mathbf{FTP}^R .



The interaction of a disjunction of wires with Tensors is slightly different, as we have the following equation and its mirrored left/right:



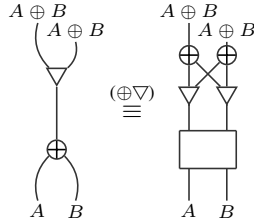
Proof. For all of them, we start by using Theorem D.16, and then, we just need the various generator to go through the binary disjunction.

- For the Contraction, we use $(X \oplus \nabla)$
- For the Null, we use $[X \oplus 0]$.
- For the Plus, we use $[X \oplus \oplus]$.
- For the Swap, we use $[\sigma \oplus]$.
- For the Adapter, we use $(\oplus \bullet)$.
- For the Scalar, we use $[X \oplus \rightarrow X \nabla]$ from Theorem D.2, $[\bullet R]$ and (R_1) .
- For the Tensor, we use $[X \oplus \rightarrow X \nabla]$ from Theorem D.2 and $[\bullet R]$.

□

We can now prove the last induced equation of the functional fragment that was postponed.

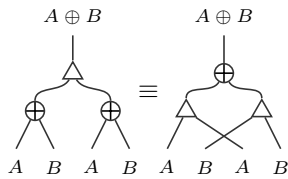
Lemma D.20.



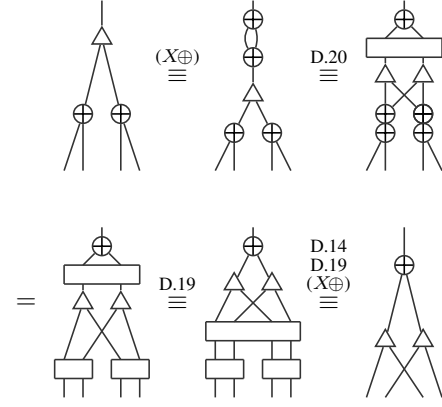
Proof. We simply use $(\oplus \nabla)$ and then Theorem D.19. □

We can also deduce the following equation, which we will use in Section H-B.

Lemma D.21.

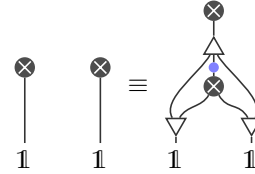


Proof.

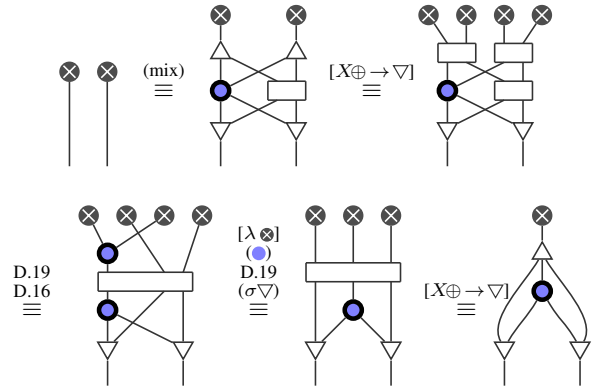


Now, only remain equations relying on the unit. For that, we need one preliminary lemma:

Lemma D.22. We have the following equation:



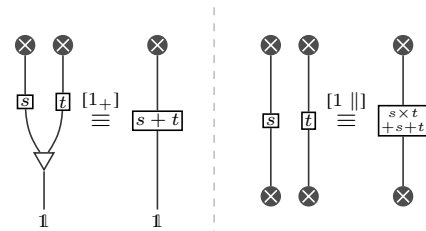
Proof.



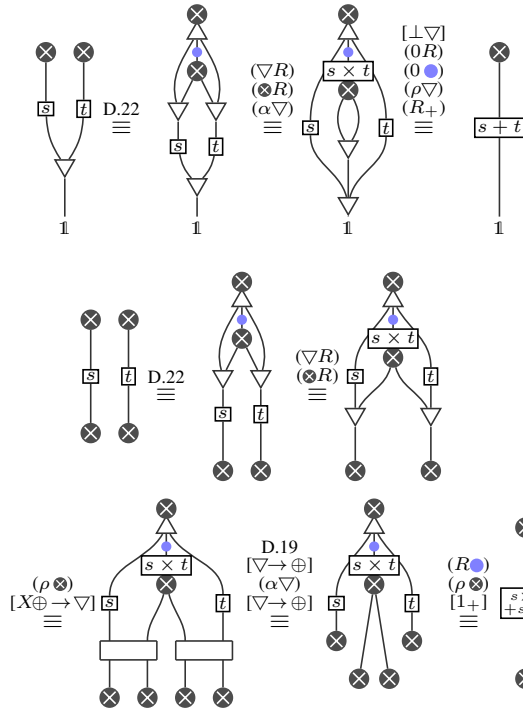
where on the last step, we use the ternary version of $[X \oplus \rightarrow \nabla]$ from Theorem D.18. □

We can now prove $[1_+]$ and $[1 \parallel]$:

Lemma D.23. We have the following equation:

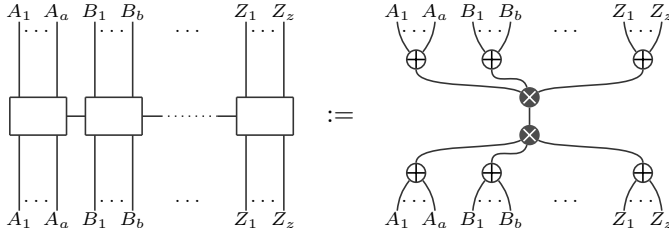


Proof.



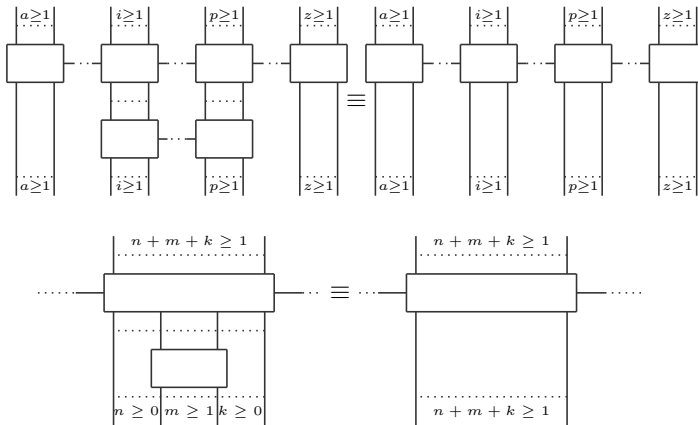
F. Conjunction of Disjunctions of Wires

Definition D.24. We define the conjunction of disjunctions of wires $(A_1, \dots, A_a), (B_1, \dots, B_b), \dots, (Z_1, \dots, Z_z)$, for $a \geq 1, b \geq 1$, etc, $z \geq 1$ and any number $n \geq 2$ of such groups:



Note the absence of \bullet in this definition.

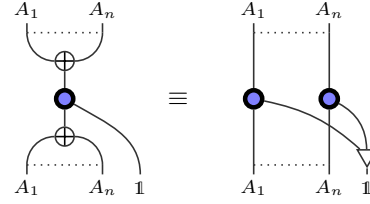
Lemma D.25. We have a property of idempotence:



Proof. We simply use $(\alpha \oplus)$, $(\oplus \bullet)$, (\oplus) and their equivalent for \otimes , multiple times each. \square

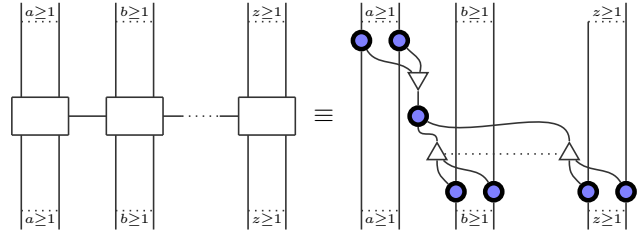
In order to prove theorem D.27, we need the following preliminary result:

Lemma D.26.



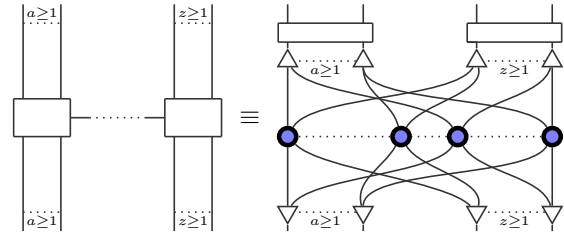
Proof. We use the n -ary version of $(\oplus \rightarrow \nabla)$, followed by $[\bullet \bullet]$ to set up the use of the n -ary version of $[\oplus \nabla \rightarrow \otimes]$, and we conclude with Theorem D.18. \square

Lemma D.27. A conjunction of disjunctions of wires can be expanded as follows:



Proof. We simply use $[\bullet \bullet]$ to set up the use of Theorem D.26, which we use on each group of the conjunction of disjunctions. \square

Lemma D.28. A conjunction of disjunctions of wires can be expanded as follows:

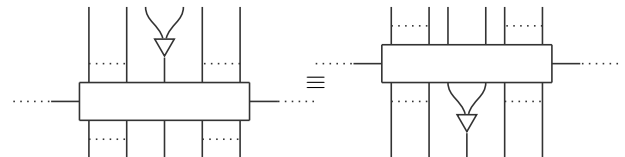


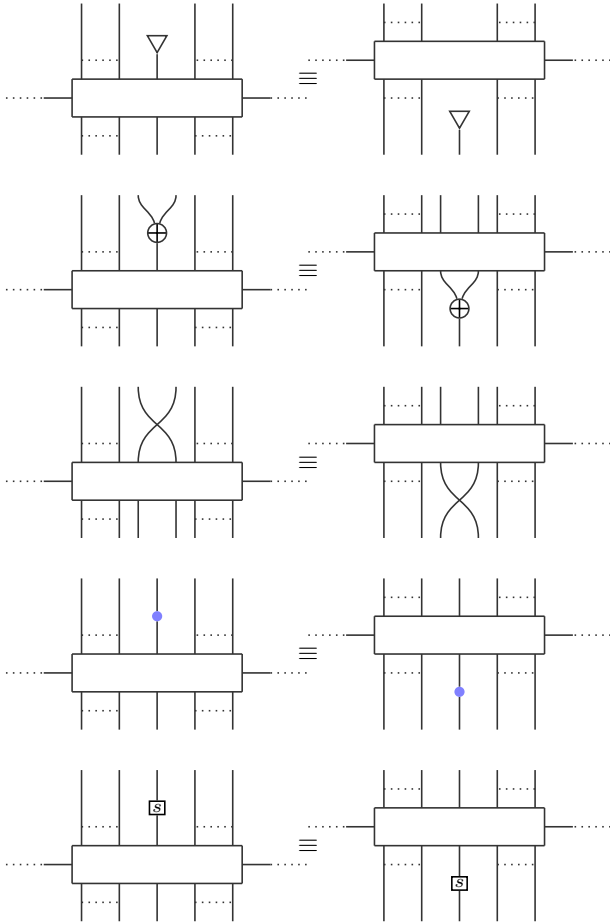
Where on the right-hand side, there are $a \times \dots \times z$ spiders, each corresponding to the selection of exactly one wire from each group.

Proof. We use Theorem D.27, and then resolve interactions of the Contractions with everything, that is using $(\otimes \nabla)$, $(\nabla \otimes)$, and $(\nabla \nabla)$. Since $(\nabla \nabla)$ generates a binary disjunction of wires, we also need $[X \oplus \rightarrow X \nabla]$ to push those disjunction to the top of the diagram, and Theorem D.16 to recompose a bigger disjunction of wires. \square

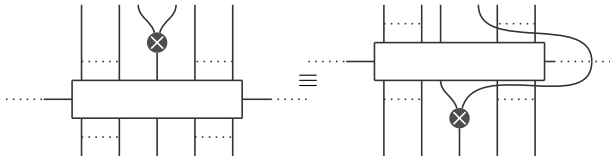
We can generalize Theorem D.19 to conjunctions of disjunctions.

Lemma D.29. The disjunction of wires is transparent with respect to most generators of \mathbf{FTP}^R :





The interaction with Tensors is slightly different, as we have the following equation and its mirrored left/right:

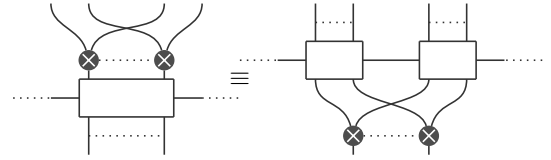
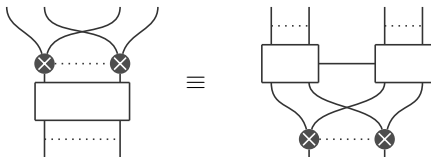


Proof. For all of them, we start by using Theorem D.27, and then, we just need the various generator to go through the binary disjunction.

- For the Contraction, we use $[\bullet \nabla]$
- For the Null, we use $[\bullet 0]$ and $(\nabla 0)$.
- For the Plus, we use $(\oplus \rightarrow \nabla)$ and $[\bullet \nabla]$.
- For the Swap, we use $(\sigma \nabla)$.
- For the Adapter, we use $[\bullet \bullet]$.
- For the Scalar, we use $[\bullet R]$ and (R_1) .
- For the Tensor, we use $[\bullet \bullet]$.

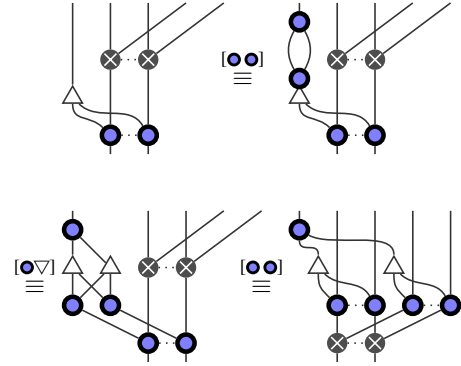
□

Lemma D.30. In Theorems D.19 and D.29, whenever a we had an interaction with Tensors, we had to choose between left and right, but this choice is in fact not always necessary:



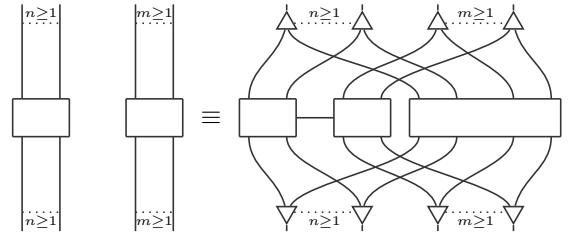
Proof. For the first one, we start from the right-hand-side and use Theorem D.27. This puts us in a situation where we can use the n -ary version of $[X \oplus \rightarrow X \nabla]$ (which is proved in the same way as its binary version), and the result is exactly the left-hand-side of the first equation.

For the second one, we have a conjunction of disjunctions and the \otimes arrive on the i -th group. We use Theorem D.27 unless $i = 1$ in which case we use a mirrored left/right version of that lemma (which is proved in the same way). We then use the following rewriting sequence:



□

Lemma D.31. Lastly, we have a property that generalizes the equation (mix) by stating that two disjunctions in parallel is that same as a conjunction of disjunctions "+" a greater disjunction:



Proof. We simply unfold the definition of the disjunction, use (mix) on the two wires in the middle, then use $(\oplus \nabla)$ to push the contractions toward the inputs/outputs, and then $[X \oplus \oplus]$, $(\alpha \oplus)$, (\oplus) , and Theorem D.16 to rearrange the \oplus in order to be able to recreate a disjunction and a conjunction of disjunctions.

□

APPENDIX E
EXISTENCE OF THE NORMAL FORM

In this appendix, we prove that every morphism can be put in normal form. The result of completeness (Theorem IV.2) is an immediate consequence of the result of this appendix combined with the result of the next appendix (that two normal forms with the same semantics are necessarily equal).

A. Converting the Objects

It is a well known result in real vector species that any vector space is isomorphic to \mathbb{R}^n where n is its dimension. We could generalize this result and build an isomorphism between any object \mathcal{X} and $1 \oplus \dots \oplus 1$ with a number of 1 equal to the "dimension" of \mathcal{X} , however it will be more practical to build an "almost"-isomorphism between \mathcal{X} and $1 \parallel \dots \parallel 1$ instead.

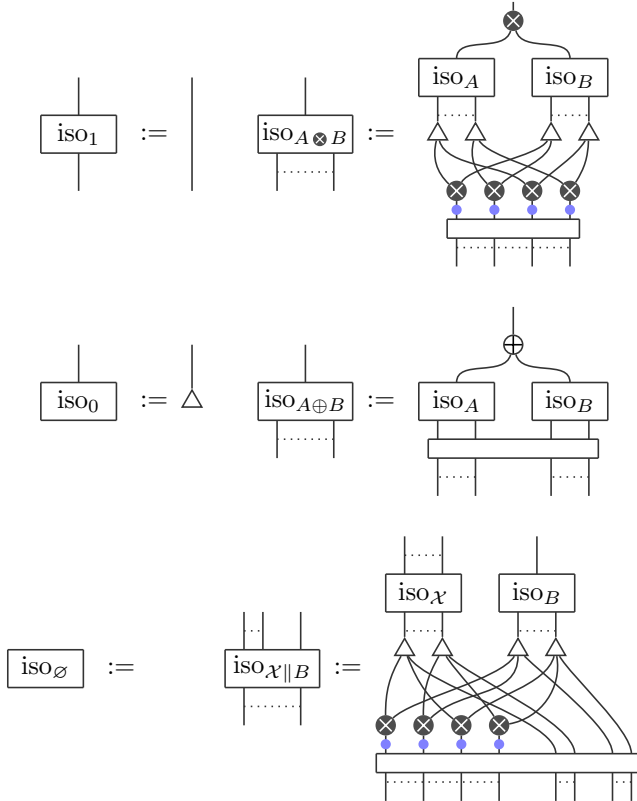
Definition E.1. For any object \mathcal{X} , we define its dimension $\dim(\mathcal{X})$ as follows:

$$\dim(1) := 1 \quad \dim(A \otimes B) := \dim(A) \times \dim(B)$$

$$\dim(0) = \dim(\emptyset) := 0 \quad \dim(A \oplus B) := \dim(A) + \dim(B)$$

$$\dim(\mathcal{X} \parallel B) := \dim(\mathcal{X}) \times \dim(B) + \dim(\mathcal{X}) + \dim(B)$$

We define the diagrams $\text{iso}_{\mathcal{X}} : \mathcal{X} \rightarrow 1 \parallel \dots \parallel 1$ (with $\dim(\mathcal{X})$ copies of 1) inductively on the object \mathcal{X} as follows:

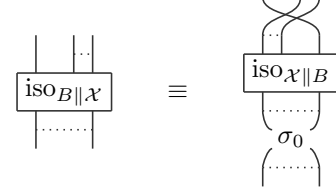


The diagrams $\text{iso}_{\mathcal{X}}^{\top} : 1 \parallel \dots \parallel 1 \rightarrow \mathcal{X}$ are defined symmetrically.

Since this "almost"-isomorphism between \mathcal{X} and $1 \parallel \dots \parallel 1$ comes from an isomorphism between \mathcal{X} and $1 \oplus \dots \oplus 1$, the

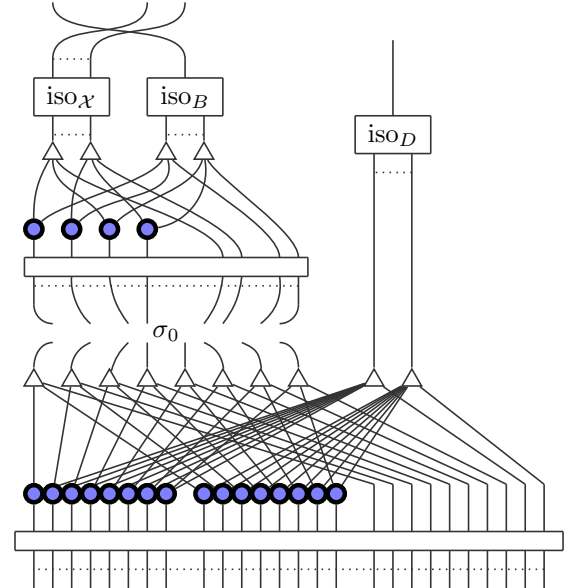
wires coming out of the "almost"-isomorphism are actually in disjunction. The definition of the isomorphism on $\mathcal{X} \parallel B$ is asymmetric, however this asymmetry disappears when we quotient by \equiv , as shown in the following lemma.

Lemma E.2. For every object \mathcal{X} and every color B , there exists a permutation of wires σ_0 such that:



Proof. We proceed by induction over \mathcal{X} . If $\mathcal{X} = \emptyset$, then the result is trivial. If $\mathcal{X} = \mathcal{Z} \parallel D$, then we follow this procedure:

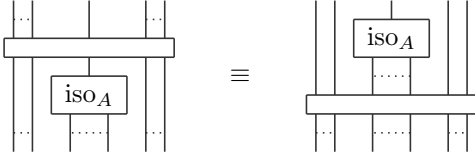
- 1) Since, $B \parallel \mathcal{X} = (B \parallel \mathcal{Z}) \parallel D$ so we unfold the definition of $\text{iso}_{(B \parallel \mathcal{Z}) \parallel D}$.
- 2) We can then use the induction hypothesis to transform $\text{iso}_{B \parallel \mathcal{Z}}$ into $\text{iso}_{\mathcal{Z} \parallel B}$.
- 3) Unfolding the definition of $\text{iso}_{\mathcal{Z} \parallel B}$, we obtain:



- 4) We use $(\sigma \nabla)$, $[\lambda \rho \bullet]$ and Theorem D.19 to push the permutation σ_0 to the very bottom. We call the new permutation at the bottom σ_1 .
- 5) We use $[\sigma \oplus]$ and Theorem D.19 to push the disjunction downward and Theorem D.14 to eliminate it.
- 6) We use $[\bullet \nabla]$ to push the Tensors downward.
- 7) We can then swap iso_D and iso_B and push this swap downward using $(\sigma \nabla)$, $[\sigma \oplus]$, $[\lambda \rho \bullet]$ (together with (\bullet) and $[\bullet \bullet]$). This swap will merge with σ_1 to yield a new permutation σ_2 at the bottom.
- 8) We would like to conclude to refold the definition of $\text{iso}_{\mathcal{Z} \parallel D}$, so we need to do the step 6, 5, and 4 in reverse beforehand.
- 9) Lastly, we can refold the definition of $\text{iso}_{\mathcal{X} \parallel B}$.

□

Lemma E.3. For every color A , we have:

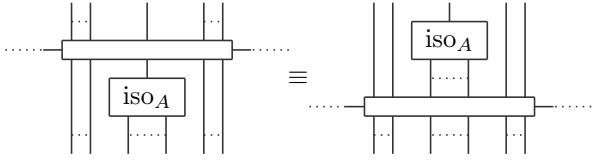


Proof. We proceed by induction over A .

- If $A = 1$ or $A = 0$, the result is trivial.
- If $A = B \oplus C$, the results follows from Theorem D.19 and the induction hypothesis on iso_B and iso_C .
- If $A = B \otimes C$, the results follows from Theorem D.19 (going to the left of every Tensor) and the induction hypothesis on iso_B (we do not use need induction hypothesis on iso_C).

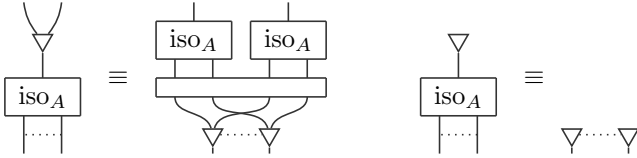
□

Lemma E.4. *The previous lemma generalizes to conjunctions of disjunctions, so we have for every color A :*



Proof. The proof is the same as for Theorem E.3, using Theorem D.29 instead of Theorem D.19. □

Lemma E.5. *For any color A , iso_A is duplicated by Contractions and erased by Null:*



Proof. For both, we proceed inductively on A .

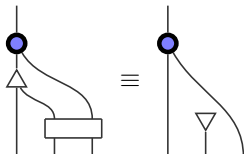
- For $A = 0$ we use $[\lambda \nabla]$ for the duplication and (00) for the erasure.
- For $A = 1$ we use $[\nabla \rightarrow \oplus]$ for the duplication and the erasure is trivial.
- For $A = B \oplus C$, then for the duplication we use $(\oplus \nabla)$, the induction hypothesis and Theorem E.3, while for the erasure we use $(\oplus 0)$ and the induction hypothesis.
- For $A = B \otimes C$, then for the duplication we use $(\otimes \nabla)$, the induction hypothesis and $(\alpha \nabla)$, while for the erasure we use $(\otimes 0)$, the induction hypothesis and $[\lambda \nabla]$.

For the duplication, we use $(\nabla \nabla)$, $(\alpha \nabla)$ and Theorems D.14 and D.19.

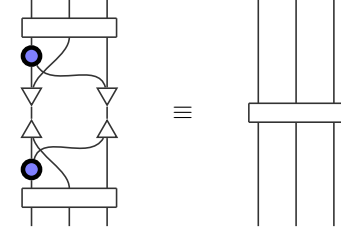
For the erasure we use $(\nabla 0)$, $(0R)$, $[\lambda \nabla]$, $(\rho \nabla)$ and Theorems D.14 and D.19. □

Before proving Theorem E.7, we need the following preliminary lemma:

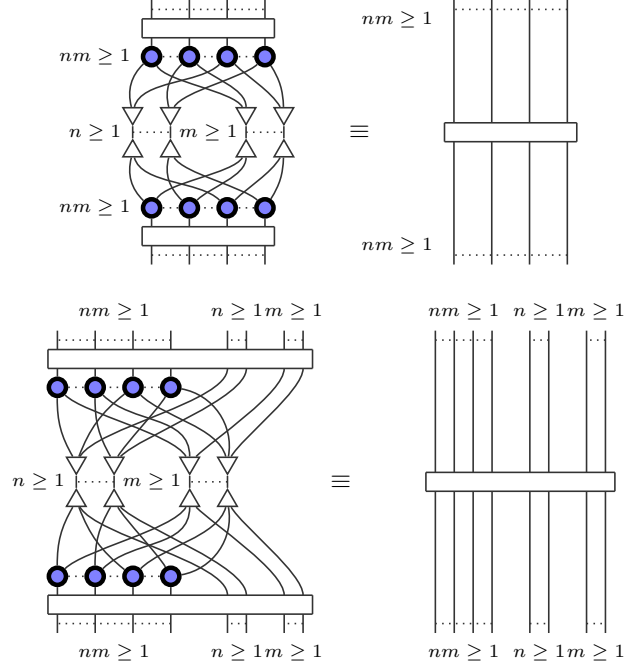
Lemma E.6. *We have the following equation:*



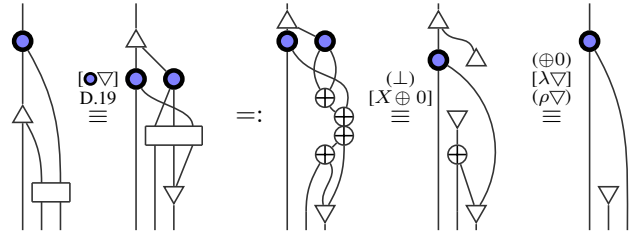
Which implies:



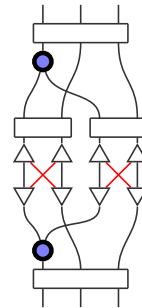
Which can be generalized as follows:



Proof. For the first one:

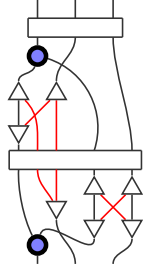


For the second one, we start by using $(\nabla \nabla)$ on both pairs of contraction, and then we focus on eliminating each of the four "crossing" wires represented in red:

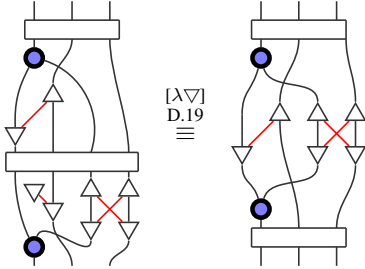


The two binary disjunction can be eliminated by pushing them upward with Theorem D.19 and absorbing them with

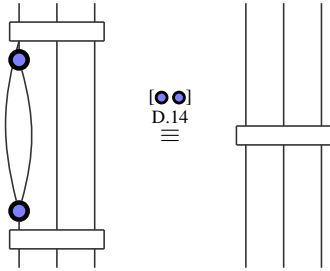
Theorem D.14. Then, to eliminate the first red wire, we start by using Theorem D.19 and obtain:



Using Theorem D.16, we obtain the binary disjunction necessary to use the first part of this lemma, resulting in:

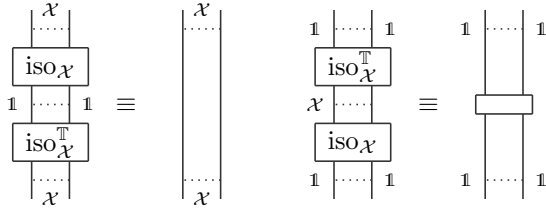


So we successfully eliminated the first red wire. By iterating the same process for every red wire, we end up with:



For the third and fourth part, we can use $[\bullet\bullet]$, $(\alpha\nabla)$ and Theorems D.14 and D.19 to set up the use the second part of this lemma nm times. \square

Proposition E.7. For any object \mathcal{X} , we have:



Proof. We proceed by induction on \mathcal{X} , writing (IH) for the induction hypothesis:

- For the base cases $\mathbb{1}$, $\mathbb{0}$ and \emptyset , it is trivial.
- For the case $\mathcal{X} = B \oplus C$, see Figure 26.
- For the case $\mathcal{X} = B \otimes C$, see Figure 27.
- For the case $\mathcal{X} = \mathcal{Y} \parallel C$, see Figure 28.

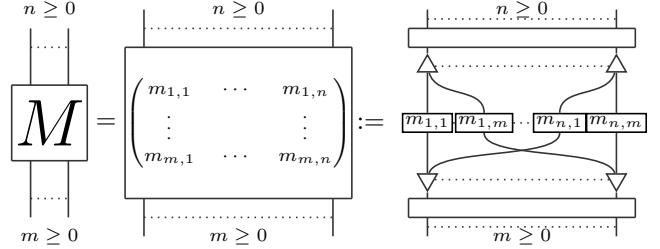
\square

Corollary E.8. : For any object \mathcal{X} , we have $\oplus_{\mathbb{1}, \dots, \mathbb{1}} \circ \text{iso}_{\mathcal{X}}$ is an isomorphism between \mathcal{X} and $\bigoplus_{i=1}^{\dim(\mathcal{X})} \mathbb{1}$

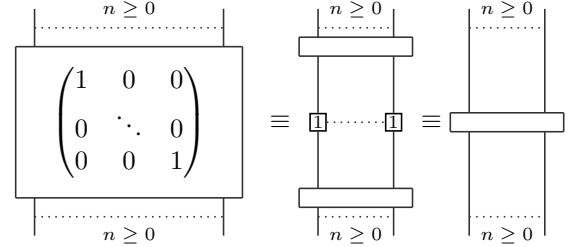
Proof. This follows from Theorems D.14 and E.7. \square

B. Representing Matrices

Definition E.9. For any $m \times n$ matrix M with coefficients from the commutative semiring R , we define the diagram $[M] : \mathbb{1} \parallel \dots \parallel \mathbb{1} \rightarrow \mathbb{1} \parallel \dots \parallel \mathbb{1}$ as follows:



Note that using (R_0) , $(\alpha\nabla)$, $(\lambda\nabla)$ and $(\rho\nabla)$, a coefficient equal to zero in this matrix can be instead represented by having a "missing" wire. For example, the identity matrix can be written as follows:



Proposition E.10. For any two matrices M and N with dimensions such that the $M \times N$ is defined, we have

$$[M] \circ [N] = [M \times N]$$

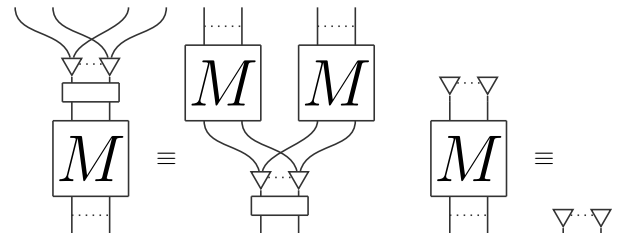
Proof. We assume M is a $p \times m$ matrix and N is a $m \times n$ matrix.

We use $(\nabla\nabla)$, (∇R) and Theorems D.14 and D.19 to push the disjunctions (except the one at the very bottom) upward, the upward Contractions upward, and the downward Contractions downward.

What remains is a lot of scalars in the middle. Whenever two scalars are in sequence, we use $[R_{\times}]$ to multiply them, and we note that we are always multiplying a " $n_{i,j}$ " with a " $m_{j,k}$ " for some i, j, k . For $1 \leq i \leq n$ and $1 \leq k \leq p$, we consider the i -th contraction at the top and the k -th contraction at the bottom. They are linked with m wires, with for scalars $\{n_{i,j} \times m_{j,k} \mid 1 \leq j \leq m\}$. Using (R_+) , we sum all of those scalars into $\sum_j n_{i,j} \times m_{j,k}$.

What remains is exactly the matrix $M \times N$. \square

Lemma E.11. For any matrix M , its diagram is duplicated by disjunctions of Contractions and erased by Null:



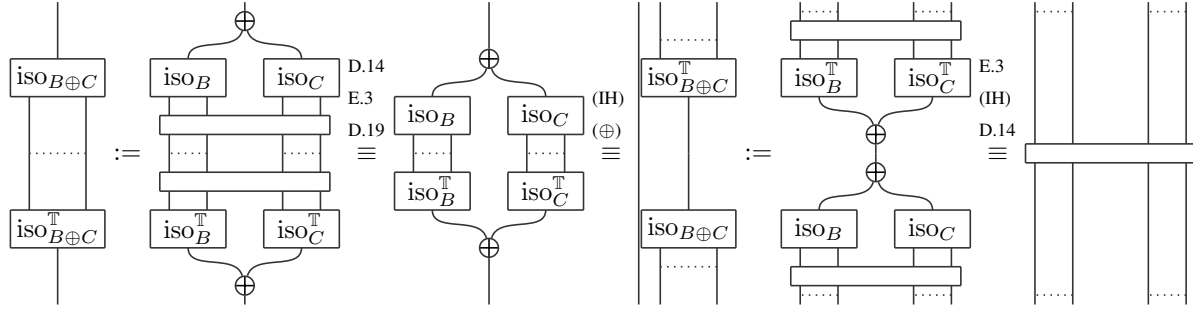


Fig. 26: Proof of Theorem E.7, \oplus case.

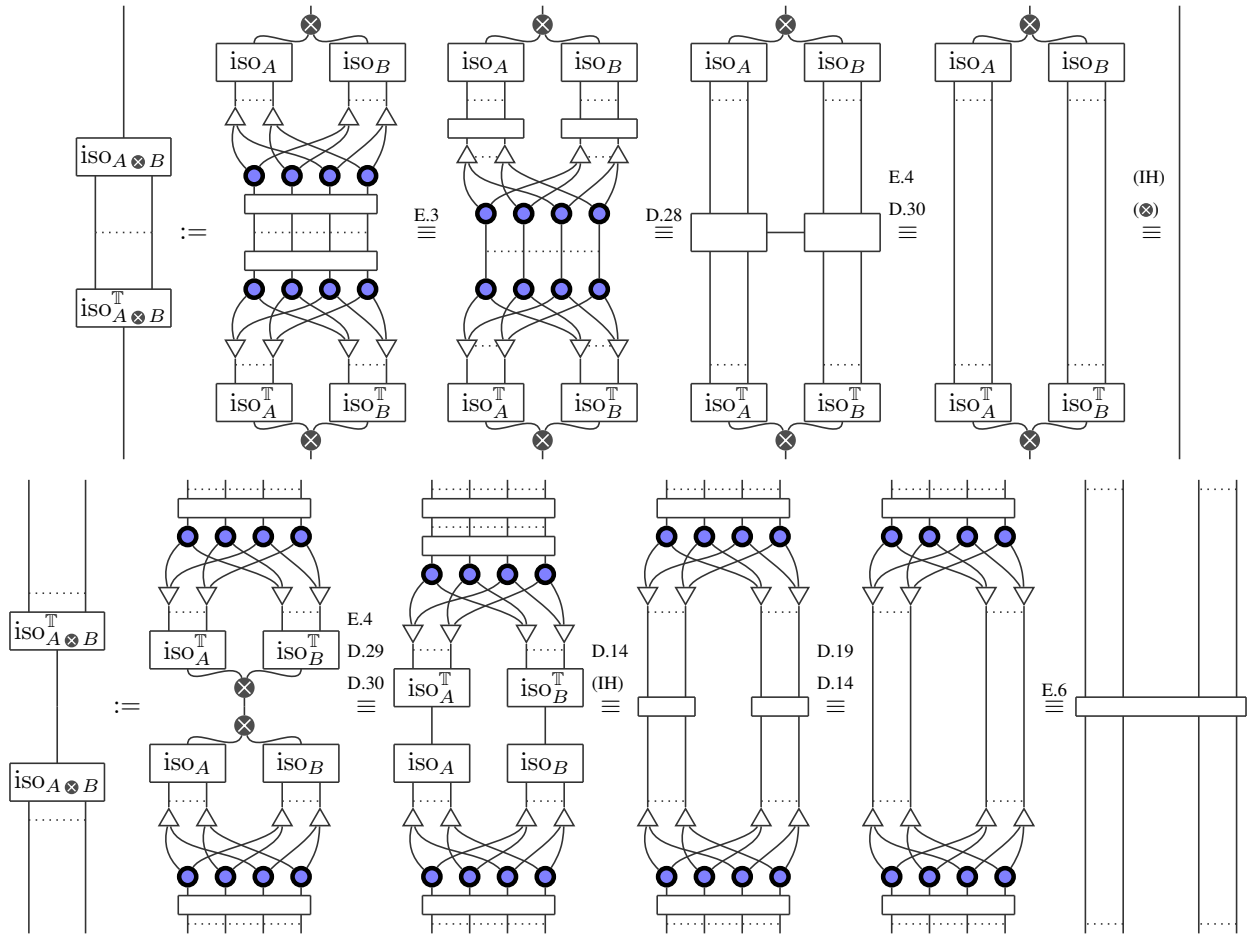


Fig. 27: Proof of Theorem E.7, \otimes case.

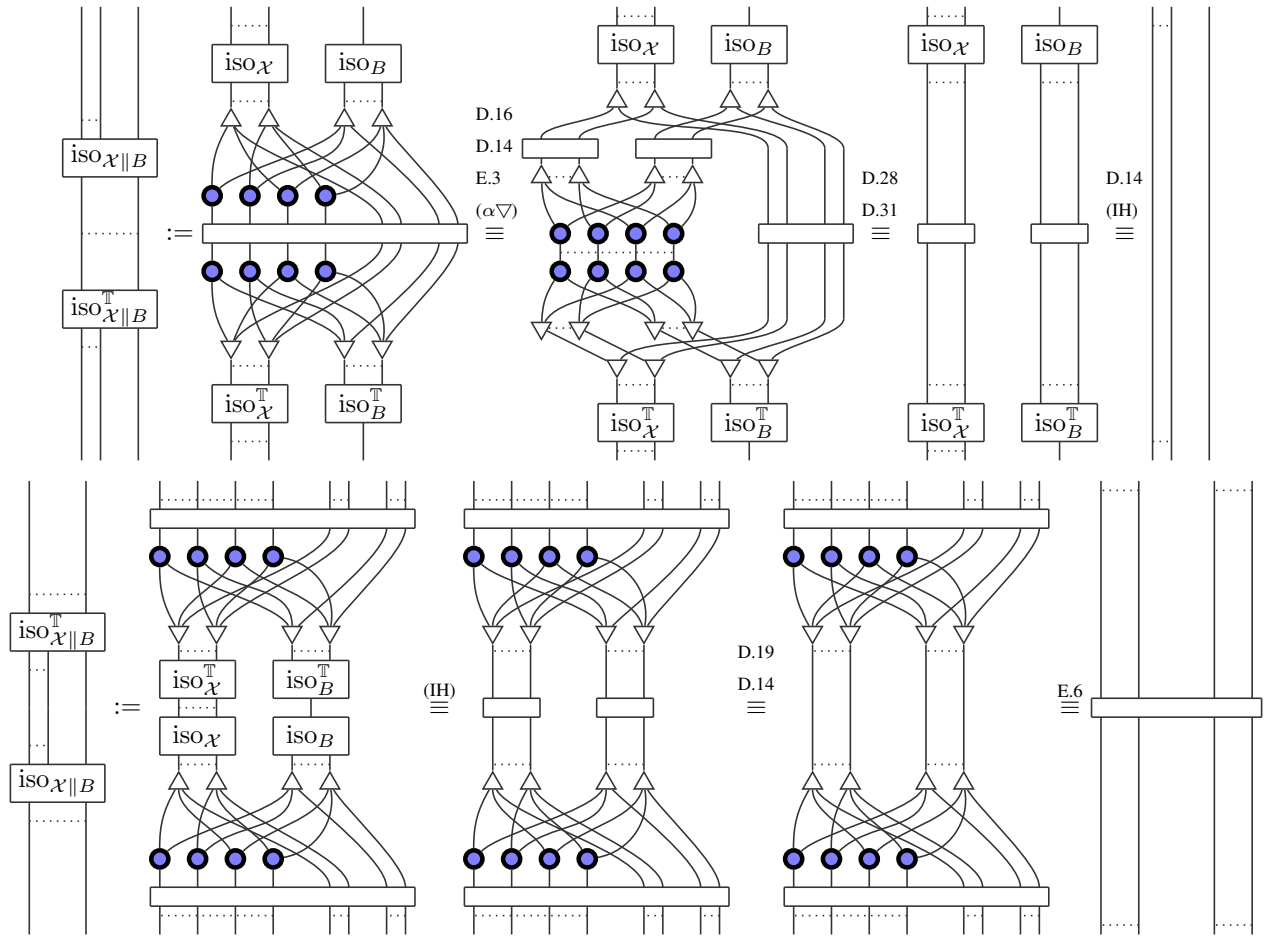


Fig. 28: Proof of Theorem E.7, || case.

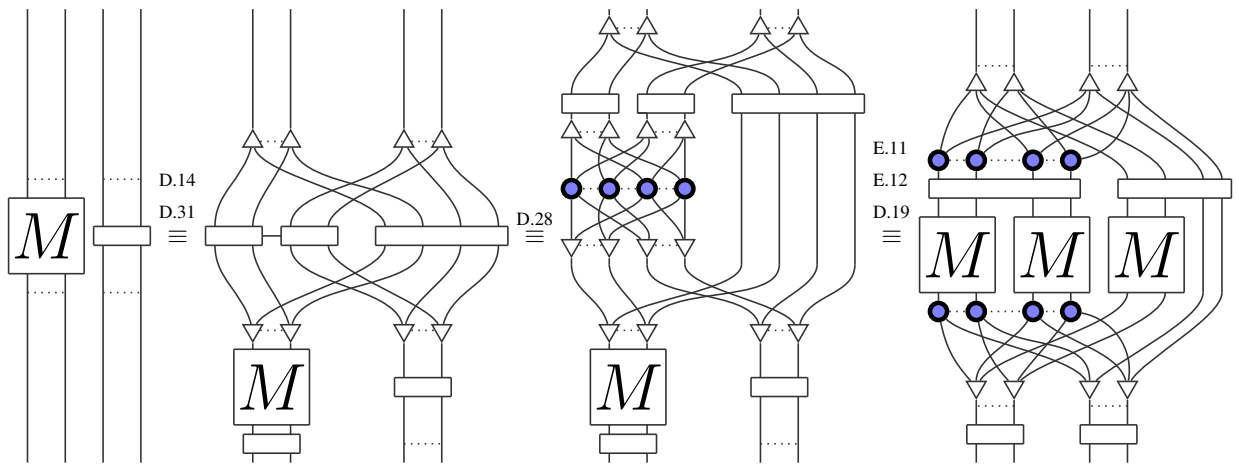
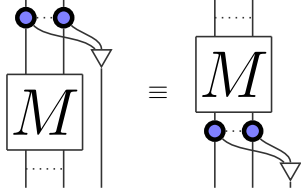


Fig. 29: Proof of Theorem E.13

Proof. For the duplication, we use $(\nabla\nabla)$, $(\alpha\nabla)$ and Theorems D.14 and D.19.

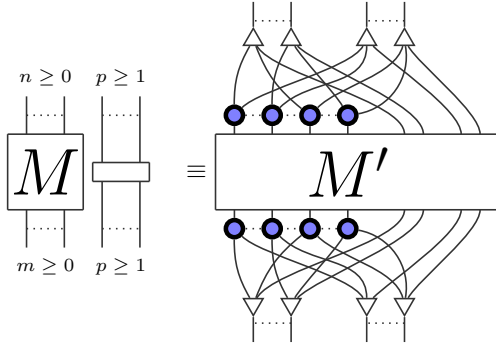
For the erasure we use $(\nabla 0)$, $(0R)$, $(\lambda\nabla)$, $(\rho\nabla)$ and Theorems D.14 and D.19. \square

Lemma E.12. *In order to prove Theorem E.13, we will need the following equation:*



Proof. We start from both sides, and unfold the definition of the matrix and then push the Spiders toward the middle using Theorem D.19 and $(\bullet\nabla)$. We can then equate both sides using $(\bullet R)$, (R_1) $(\alpha\nabla)$ and $(\sigma\nabla)$. \square

Lemma E.13. *For any matrix M of size $m \times n$, we have:*



where M' defined as the following block matrix of size $(pm + m + p) \times (pn + n + p)$:

$$M' = \begin{pmatrix} M & 0 & 0 & 0 \\ & \ddots & & 0 & 0 \\ 0 & & M & 0 & 0 \\ 0 & 0 & 0 & M & 0 \\ 0 & 0 & 0 & 0 & \text{id} \end{pmatrix}$$

Proof. We start by doing rewriting as described in Figure 29. The only thing missing for the middle part to be a matrix M' are two big disjunctions covering all the wires. For that we use Theorems D.14 and D.19 to move and duplicate the disjunctions and Theorem D.16 to recompose a bigger disjunction from smaller ones. \square

C. Normal Form for the Functional Tensor-Plus Calculus

Lemma E.14. *Any $\bullet_{A,A'}$ can be decomposed into the sequential and parallel compositions of Tensor, Plus, Null, $\bullet_{1 \otimes 1, 1}$ and their mirrored version.*

Proof. Using $(\bullet\bullet)$, we can decompose $\bullet_{A,A'}$ into more elementary \bullet , following the definition of $\approx_{\lambda\rho\alpha}$. For all the case except $A \otimes 1$ and $1 \otimes A$, the result is immediate, as shown in the first two lines of Figure 30. For $A \otimes 1$ and $1 \otimes A$, we proceed inductively on A as shown in the third line of that figure. \square

Theorem E.15. *For every diagram $d \in \mathbf{FTP}^R(\mathcal{X}, \mathcal{Y})$, there exists a $\dim(\mathcal{Y}) \times \dim(\mathcal{X})$ matrix M such that d can be put in the following normal form:*



Proof. We start by using Theorem E.14 to rewrite all the \bullet that are not $\bullet_{1 \otimes 1, 1}$ or $\bullet_{1, 1 \otimes 1}$.

We then proceed inductively on d . We start with the generators as described in Figure 31. Then, for the inductive case:

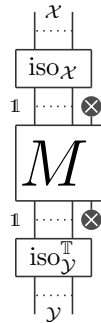
- For $d = d_1 \circ d_2$, we simply use Theorems D.14, E.7 and E.10.
- For $d = d_1 \parallel \text{id}_C$ with C a color, we use Theorem E.13 and remark that it directly builds the normal form (except for some disjunctions that can be obtained using Theorem D.14).
- For $d = \text{id}_C \parallel d_2$ with C a color, we use Theorem E.2 and then reuse the previous case.
- For $d = d_1 \parallel d_2$, we use the bifunctionality and associativity of \parallel to reduce this case to the previous cases.

\square

D. Normal Form for the Tensor-Plus Calculus

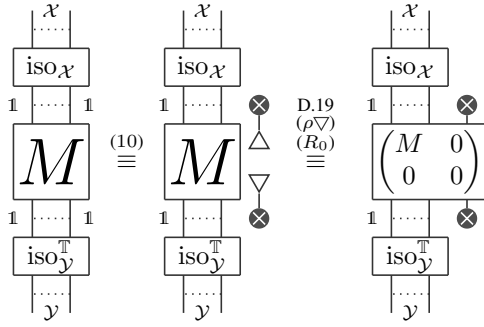
In this section, we generalise the previous result in presence of the Unit generator.

Proposition E.16. *For every diagram $d \in \mathbf{TP}^R(\mathcal{X}, \mathcal{Y})$, there exists a $(\dim(\mathcal{Y}) + 1) \times (\dim(\mathcal{X}) + 1)$ matrix M such that d can be put in the following pseudo normal form:*

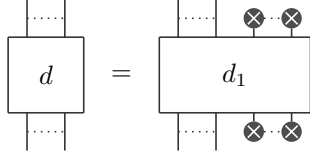


Proof. We start by noting that if d is functional, then we can simply use Theorem E.15 and then note that:

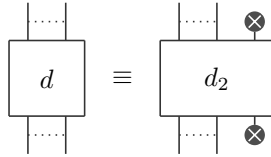
Fig. 31: Normal form for the generators.



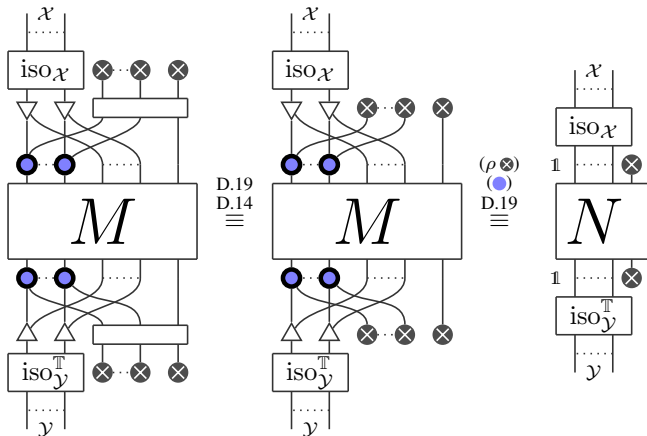
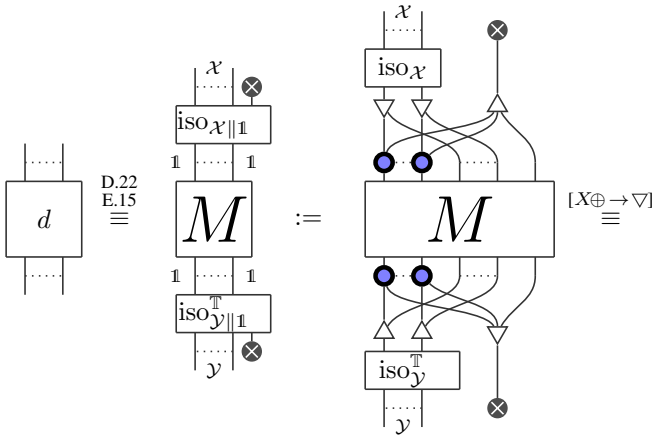
If d is not functional, we can factor all the Unit and obtain d_1 functional such that:



Using Theorem D.22, we can obtain d_2 functional such that:



Then, we can use Theorem E.15 on d_2 :



Using the n -ary version of $[X \oplus \rightarrow \nabla]$, and where N is the matrix given by:

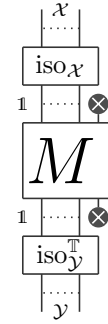
$$M = \begin{pmatrix} A & B & C \\ D & E & F \\ G & H & x \end{pmatrix} \quad N := \begin{pmatrix} A+B+D+E & C+F \\ G+H & x \end{pmatrix}$$

with A, B, D, E being $\dim(\mathcal{Y}) \times \dim(\mathcal{X})$ matrices, C, F being $\dim(\mathcal{Y}) \times 1$ matrices, G, H being $1 \times \dim(\mathcal{X})$ matrices, and x being a scalar. \square

However, when R is not cancellative, this result is not enough.

Theorem E.17. For every $s \in R$, we define $[s]_{+1}$ as the equivalence class of $\{t \mid s+1 = t+1\}$. We arbitrarily chose¹⁶ canonical representatives in each of those equivalence class.

For every diagram $d \in \mathbf{TP}^R(\mathcal{X}, \mathcal{Y})$, there exists a $(\dim(\mathcal{Y})+1) \times (\dim(\mathcal{X})+1)$ matrix M , in which the bottom-right coefficient is canonical, such that f can be put in the following normal form:



Proof. We start by using Theorem E.16 to obtain a pseudo normal form, and check the bottom right coefficient, which we write s . We then use (Can) to replace s by the canonical representative of $[s]_{+1}$. \square

¹⁶The axiom of choice might be required for having a unique normal form, however it is unnecessary for completeness by itself. The method would then be to give up uniqueness of the normal form but show that all the various normal forms can be rewritten into one another.

UNIQUENESS OF THE NORMAL FORM

In this appendix, we prove the uniqueness of the normal form, that is that two normal forms with the same semantics are necessarily equal. The result of completeness (Theorem IV.2) is an immediate consequence of the result of this appendix combined with the result of the previous appendix (that every morphism can be put in normal form).

We recall that as defined in Theorem B.9, we have a linear, full and faithful functor $[-]$ which sends any $n \times m$ matrix M with coefficient in R to a morphism of $\mathbf{H} \left(\bigoplus_{i=1}^n \mathbb{1}, \bigoplus_{j=1}^m \mathbb{1} \right)$.

A. The Functional Fragment

Proposition F.1. *For any $m \times n$ matrix M , we have*

$$\left[\begin{array}{c} \oplus \\ \text{---} \\ n \geq 0 \\ \text{---} \\ M \\ \text{---} \\ m \geq 0 \\ \text{---} \\ \oplus \end{array} \right] = [M] \in \mathbf{H} \left(\bigoplus_{i=1}^n \mathbb{1}, \bigoplus_{j=1}^m \mathbb{1} \right)$$

Proof. For that, we start by noting that the following diagram has for semantics the i -th (for $1 \leq i \leq n$) projection from $\bigoplus_{i=1}^n \mathbb{1}$ to $\mathbb{1}$:

$\Pi_i :=$

Then, using the equational theory we can prove

Diagram illustrating a quantum circuit component, likely a controlled operation. The circuit consists of two main parts connected by a control line (top) and a target line (bottom).

The top part features a control line with a box labeled Π_i and a target line with a box labeled Π_j . The control line is connected to the target line via a circle with a plus sign (\oplus).

The central part is a large box containing a matrix of elements $m_{1,1}, \dots, m_{1,n}$ in the first row and $m_{m,1}, \dots, m_{m,n}$ in the last row, with vertical ellipses indicating intermediate rows. This matrix is flanked by two vertical ellipses. To the right of this matrix, there is a list of symbols: $D.19$, (∇^0) , $(0R)$, $[\lambda \nabla]$, $(\rho \nabla)$, and a triple bar symbol \equiv .

The bottom part features a control line with a box labeled Π_j and a target line with a box labeled $m_{j,i}$. The control line is connected to the target line via a circle with a minus sign (\ominus).

Using the soundness (Theorem IV.1), this allows us to check the result on every coefficient of the matrix. \square

Corollary F.2 (Uniqueness of the Normal Form). *Given any diagrams $d, e \in \mathbf{FTP}^R(\mathcal{X}, \mathcal{Y})$ with $\llbracket d \rrbracket = \llbracket e \rrbracket$, if there exists two matrices N and M such that*

The diagram illustrates the isomorphism between the dual of the multiplication map and the comultiplication map. It shows two equivalent ways to connect an input wire x to an output wire y . On the left, the input x goes through a box labeled d (the dual of multiplication) to produce output y . On the right, the input x goes through a box labeled N (the dual of multiplication) to produce output y . The two diagrams are shown to be equivalent with a triple bar symbol. The boxes d and N are connected to the input and output wires via isomorphism maps iso_x and iso_y^T .

then $N = M$ and $d \equiv e$.

Proof. Using Theorems D.14 and E.7 we obtain:

The figure consists of two parts, each showing a reduction of a complex diagram to a normal form. In both parts, the original diagram on the left is composed of three rectangular boxes connected vertically. The top box is labeled iso_X^T , the middle box contains a variable (d in the left part and e in the right part), and the bottom box is labeled iso_Y . The top and bottom of each diagram feature a vertical line with a circle containing a plus sign at the top and a circle containing a minus sign at the bottom. In the left part, the middle box d is connected to the top and bottom boxes by lines that merge into a single line at the top and split into two lines at the bottom. In the right part, the middle box e is connected to the top and bottom boxes by lines that merge into a single line at the top and split into two lines at the bottom. To the right of each original diagram is an equivalence symbol (\equiv) followed by its normal form. The normal form in the left part is a single box labeled N with two horizontal lines labeled 1 on each side. The normal form in the right part is a single box labeled M with two horizontal lines labeled 1 on each side.

Taking the semantics $\llbracket - \rrbracket$, and using the soundness (Theorem IV.1) we obtain:

$$\llbracket \oplus_{1, \dots, 1} \circ \text{iso} \mathcal{X} \rrbracket \circ \llbracket d \rrbracket \circ \llbracket (\oplus_{1, \dots, 1} \circ \text{iso} \mathcal{X})^\top \rrbracket = \llbracket N \rrbracket$$

$$\llbracket \oplus_{1, \dots, 1} \circ \text{iso} \chi \rrbracket \circ \llbracket e \rrbracket \circ \left\llbracket (\oplus_{1, \dots, 1} \circ \text{iso} \chi)^\top \right\rrbracket = \llbracket M \rrbracket$$

Since we have $\llbracket d \rrbracket = \llbracket e \rrbracket$, it follows that $\lfloor N \rfloor = \lfloor M \rfloor$, hence $N = M$ by faithfulness (Theorem B.10), hence $d \equiv e$. \square

B. The Whole Calculus

Proposition F.3. *For any $m \times n$ matrix M , we have*

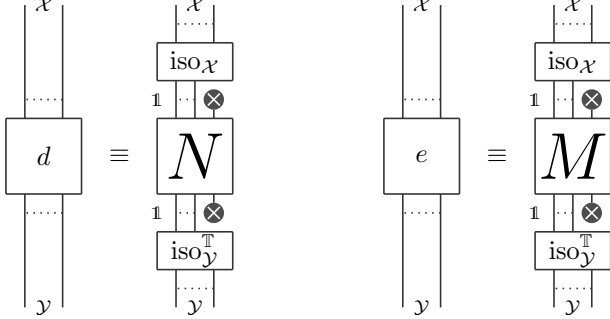
$$= \lfloor M \rfloor + \iota_\ell \circ \pi_r \in \mathbf{H}^{\oplus \mathbb{1}} \left(\bigoplus_{i=1}^n \mathbb{1}, \bigoplus_{j=1}^m \mathbb{1} \right)$$

where the " $+ \iota_\ell \circ \pi_r$ " corresponds to adding $+1$ to the coefficient at the bottom right of the matrix.

Proof. We start by decomposing the diagram in three different parts:

Then, we take the semantics $\llbracket - \rrbracket^{\oplus \mathbf{1}}$, and for the middle part, since there is no Unit, the semantics is simply $\llbracket - \rrbracket^{\oplus \mathbf{1}} = \llbracket - \rrbracket \oplus \mathbf{id}_1$ so we can use Theorem F.1. We then simply compute the result. \square

Corollary F.4 (Uniqueness of the Normal Form). *Given any diagrams $d, e \in \mathbf{TP}^R(\mathcal{X}, \mathcal{Y})$ with $\llbracket d \rrbracket^{\oplus \mathbf{1}} = \llbracket e \rrbracket^{\oplus \mathbf{1}}$, if there exists two matrices N and M such that*



then $N = M$ and $d \equiv e$.

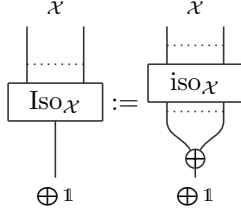
Proof. The proof starts by the same reasoning as Theorem F.2, but using Theorem F.3 instead of Theorem F.1. We obtain $\llbracket M \rrbracket + \iota_\ell \circ \pi_\ell = \llbracket N \rrbracket + \iota_\ell$. Using faithfulness and linearity (Theorem B.10), it means that "M with +1 added to the bottom right corner's coefficient" is equal to "N with a +1 added to the bottom right corner's coefficient". Using the fact that the bottom right corners of M and N are canonical, it follows that $M = N$. \square

APPENDIX G UNIVERSALITY

In this appendix, we prove the universality result of Theorem III.2, both for the functional fragment and for the whole calculus.

A. The Functional Fragment

For \mathcal{X} an object of \mathbf{TP}^R , we define



and similarly for $\text{Iso}_{\mathcal{X}}^{\top}$.

Lemma G.1. *The diagram $\text{Iso}_{\mathcal{X}}$ is an isomorphism (up to \equiv) with for inverse $\text{Iso}_{\mathcal{X}}^{\top}$.*

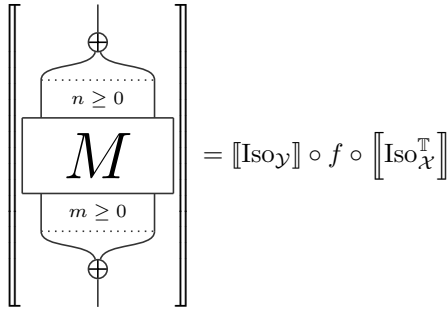
Proof. To prove $\text{Iso}_{\mathcal{X}} \circ \text{Iso}_{\mathcal{X}}^{\top} \equiv \text{id}$, we simply use Theorem E.7 then $(X \oplus)$. To prove $\text{Iso}_{\mathcal{X}}^{\top} \circ \text{Iso}_{\mathcal{X}} \equiv \text{id}$, we simply use start by noting that in Theorem E.1, the diagram $\text{iso}_{\mathcal{X}}$ always has a disjunction of wires at the end, so using Theorem D.14 we can eliminate the Plus and obtain $\text{Iso}_{\mathcal{X}}^{\top} \circ \text{Iso}_{\mathcal{X}} \equiv \text{iso}_{\mathcal{X}}^{\top} \circ \text{iso}_{\mathcal{X}}$, and conclude with Theorem E.7. \square

Theorem G.2. *For any \mathcal{X}, \mathcal{Y} objects of \mathbf{FTP}^R , for every morphism $f \in \mathbf{H}(\llbracket \mathcal{X} \rrbracket, \llbracket \mathcal{Y} \rrbracket)$, there exists a diagram $d \in \mathbf{FTP}^R(\mathcal{X}, \mathcal{Y})$ such that $\llbracket d \rrbracket = f$.*

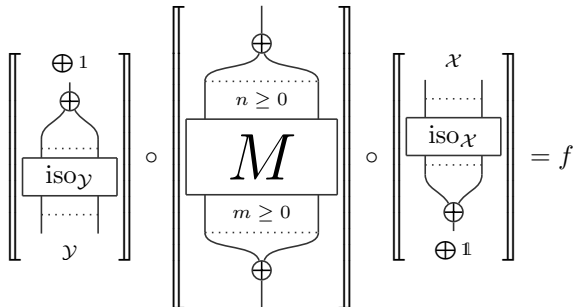
Proof. Using the fullness of $\llbracket - \rrbracket$ (Theorem B.10), there exists a matrix M such that

$$\llbracket M \rrbracket = \llbracket \text{Iso}_{\mathcal{Y}} \rrbracket \circ f \circ \llbracket \text{Iso}_{\mathcal{X}}^{\top} \rrbracket$$

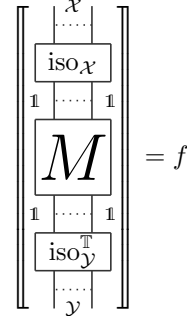
Using Theorem F.1, we then obtain that



Using Theorem G.1, it follows that



We then combine the three diagrams into one using functoriality of $\llbracket - \rrbracket$. Given that the diagram $\text{iso}_{\mathcal{X}}$ always has a disjunction of wires at the end, we can use Theorem D.14 to remove the unnecessary \oplus , so we then have



\square

B. The Whole Calculus

Theorem G.3. *For any \mathcal{X}, \mathcal{Y} objects of \mathbf{TP}^R , for every morphism $f \in \mathbf{H}^{\oplus 1}(\llbracket \mathcal{X} \rrbracket, \llbracket \mathcal{Y} \rrbracket)$, there exists a diagram $d \in \mathbf{TP}^R(\mathcal{X}, \mathcal{Y})$ such that $\llbracket d \rrbracket^{\oplus 1} = f$.*

Proof. By definition of $\mathbf{H}^{\oplus 1}$, there exists g such that $f = g + \iota_r \circ \pi_r$.

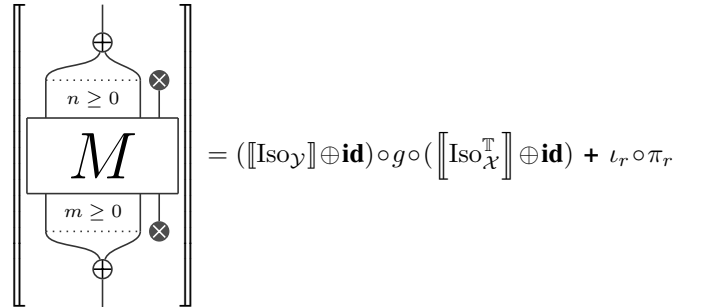
Using the fullness of $\llbracket - \rrbracket$ (Theorem B.10), there exists a matrix M such that

$$\llbracket M \rrbracket = \llbracket \text{Iso}_{\mathcal{Y} \oplus \mathbf{1}} \rrbracket \circ g \circ \llbracket \text{Iso}_{\mathcal{X} \oplus \mathbf{1}}^{\top} \rrbracket$$

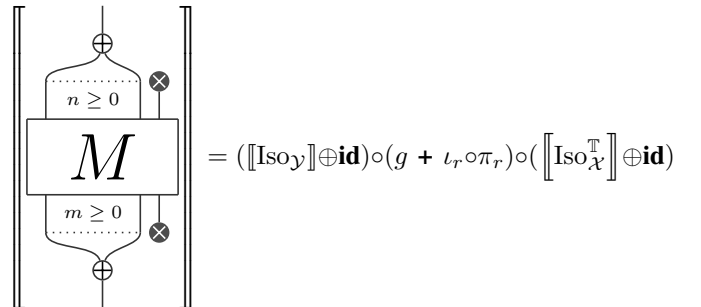
Unfolding a little bit the definition of $\text{Iso}_{\mathcal{Y} \oplus \mathbf{1}}$ and computing its semantics, we end up with $\text{Iso}_{\mathcal{Y} \oplus \mathbf{1}} = \llbracket \text{Iso}_{\mathcal{Y}} \rrbracket \oplus \text{id}$, hence

$$\llbracket M \rrbracket = (\llbracket \text{Iso}_{\mathcal{Y}} \rrbracket \oplus \text{id}) \circ g \circ (\llbracket \text{Iso}_{\mathcal{X}}^{\top} \rrbracket \oplus \text{id})$$

Using Theorem F.3, we then obtain that



Since $\iota_r = (n_{\llbracket \mathcal{Y} \rrbracket} \oplus \text{id}) \circ \iota_r$ and $\pi_r = \pi_r \circ (\llbracket \text{Iso}_{\mathcal{X}}^{\top} \rrbracket \oplus \text{id})$, and using linearity of the composition, we have



Hence

$$\begin{array}{c} \oplus \\ \vdots \\ n \geq 0 \\ \vdots \\ M \\ \vdots \\ m \geq 0 \\ \vdots \\ \oplus \end{array} = ((\text{Iso}_y) \oplus \text{id}) \circ f \circ ((\text{Iso}_x^T) \oplus \text{id})$$

Using Theorem G.1, it follows that

$$\begin{array}{c} \oplus 1 \\ \vdots \\ \text{iso}_y \\ \vdots \\ y \end{array} \circ \begin{array}{c} \oplus \\ \vdots \\ n \geq 0 \\ \vdots \\ M \\ \vdots \\ m \geq 0 \\ \vdots \\ \oplus \end{array} \circ \begin{array}{c} x \\ \vdots \\ \text{iso}_x \\ \vdots \\ \oplus 1 \end{array} = f$$

We then combine the three diagrams into one using functoriality of $\llbracket - \rrbracket$. Given that the diagram iso_x always has a disjunction of wires at the end, we can use Theorem D.14 to remove the unnecessary \oplus , so we then have:

$$\begin{array}{c} x' \\ \vdots \\ \text{iso}_x \\ \vdots \\ M \\ \vdots \\ \text{iso}_y \\ \vdots \\ y \end{array} = f$$

□

APPENDIX H

TENSOR-PLUS CALCULUS AS AN INTERNAL LANGUAGE

In this appendix, we prove the claims made in Section IV-D that our language is an internal language for semiadditive categories, with a symmetric monoidal structure distributive over it, and such that the homset of automorphisms over the latter's unit are isomorphic to R .

We start by defining the subcategory with a single input and a single output, then prove our property for the functional fragment, and then a weaker property for the full language.

A. Restricting to Single Input and Output

We define $\mathbf{singleFTP}^R$ as the full subcategory of \mathbf{FTP}^R where objects are colors, hence morphisms are all the morphisms of \mathbf{FTP}^R with a single input and a single output. We define $\mathbf{singleTP}^R$ similarly.

We want to show that $\mathbf{singleFTP}^R_{\equiv}$ and \mathbf{FTP}^R_{\equiv} are equivalent, and so are $\mathbf{singleTP}^R_{\equiv}$ and \mathbf{TP}^R_{\equiv} . Since the inclusion functors is full and faithful, we simply need to show that they are essentially surjective, in other words that:

- for every object \mathcal{X} , we can define a color $\mathbf{color}(\mathcal{X})$
- such that we have a natural isomorphism $\Psi_{\mathcal{X}} : \mathbf{color}(\mathcal{X}) \rightarrow \mathcal{X}$ for \mathbf{FTP}^R_{\equiv}
- that is also a natural isomorphism for \mathbf{TP}^R_{\equiv}

We remark that $\Psi_{A \parallel B}$ as defined in Figure 32 is an isomorphism of \mathbf{FTP}^R_{\equiv} between the two-colors object $A \parallel B$ one-color object $(A \otimes B) \oplus (A \oplus B)$. This can be proven either by showing that its semantics is the identity and then using Theorem IV.2, or by hand in a very similar way to the proof that $\text{iso}_{A \parallel B}$ is an isomorphism in the appendices. Iterating the use of this isomorphism, we can build an isomorphism

$$\Psi_{A_1 \parallel \dots \parallel A_n} : \mathbf{color}(A_1 \parallel \dots \parallel A_n) \rightarrow A_1 \parallel \dots \parallel A_n$$

$$\text{where } \begin{cases} \mathbf{color}(\emptyset) := \emptyset \\ \mathbf{color}(A) := A \\ \mathbf{color}(A \parallel B) := (A \otimes B) \oplus (A \oplus B) \\ \mathbf{color}(\mathcal{X} \parallel B) := \mathbf{color}(\mathbf{color}(\mathcal{X}) \parallel B) \end{cases}$$

The operation \mathbf{color} can be extended as a functor for $d \in \mathbf{TP}^R_{\equiv}(\mathcal{X}, \mathcal{Y})$ with $\mathbf{color}(d) = \Psi_{\mathcal{Y}}^{-1} \circ d \circ \Psi_{\mathcal{X}}$. It follows that Ψ is a natural isomorphism, both for \mathbf{TP}^R_{\equiv} and for \mathbf{FTP}^R_{\equiv} .

B. The Functional Fragment

In Theorem IV.6, we claim that $\mathbf{singleFTP}^R_{\equiv}$ is an *internal language* for "semiadditive categories with an symmetric monoidal structure which is distributive, together with a semiring isomorphism from R to the homset of the multiplicative unit" or R -distributive. We provide here a proof of this claim, in two steps:

- 1) We prove that $\mathbf{singleFTP}^R_{\equiv}$ is a R -distributive category.
- 2) Since in Section III, we provided a categorical semantics $\llbracket - \rrbracket$ from $\mathbf{singleFTP}^R_{\equiv}$ to any such category, so we can see $\llbracket - \rrbracket$ as going from \mathbf{FTP}^R_{\equiv} to itself. We prove that $\llbracket - \rrbracket : \mathbf{singleFTP}^R_{\equiv} \rightarrow \mathbf{singleFTP}^R_{\equiv}$ is the identity.

In order to avoid confusion, we keep $\llbracket - \rrbracket_{\mathbf{H}}$ for the semantics toward an arbitrary category \mathbf{H} that we know to be a R -distributive category, for example matrices with coefficients in R , and we write $\llbracket - \rrbracket_{\odot}$ for the semantics toward $\mathbf{singleFTP}^R$.

And for any two diagrams $d \in \mathbf{singleFTP}^R(A, B)$ and $e \in \mathbf{singleFTP}^R(C, D)$ we define $d \oplus e$ and $d \otimes e$ as in Figure 33. We note that $\llbracket d \oplus e \rrbracket_{\mathbf{H}} \equiv \llbracket d \rrbracket_{\mathbf{H}} \oplus \llbracket e \rrbracket_{\mathbf{H}}$ and $\llbracket d \otimes e \rrbracket_{\mathbf{H}} \equiv \llbracket d \rrbracket_{\mathbf{H}} \otimes \llbracket e \rrbracket_{\mathbf{H}}$, so using the completeness, we obtain that they are bifunctors in $\mathbf{singleFTP}^R_{\equiv}$. Together with the definitions of Figure 34, and using the completeness to prove the universal diagrams, we have that $(\mathbf{singleFTP}^R_{\equiv}, \oplus, \otimes)$ is a semiadditive category. Then, adding the definitions of Figure 35 and using again the completeness to prove the coherence diagrams, we have that $(\mathbf{singleFTP}^R_{\equiv}, \otimes, \mathbb{1})$ is a symmetric monoidal category and satisfies distributivity. Lastly, we have a semiring isomorphism $s \in R \mapsto [s]_1 : \mathbb{1} \rightarrow \mathbb{1}$, the inversibility coming from the uniqueness of the normal form (Theorem F.2). This shows that $\mathbf{singleFTP}^R$ is indeed a R -distributive category.

We now prove that $\llbracket - \rrbracket_{\odot}$ is the identity. It is immediate on objects, so we need to prove that for all $d \in \mathbf{singleFTP}^R(A, B)$, $\llbracket d \rrbracket_{\odot} = d$.

In order to proceed inductively, we generalize the statement as follows: for all $f \in \mathbf{FTP}^R_{\equiv}(\mathcal{X}, \mathcal{Y})$, $\llbracket f \rrbracket_{\odot} = \Psi_{\mathcal{Y}}^{-1} \circ f \circ \Psi_{\mathcal{X}}$, with Ψ the natural isomorphism defined in Section H-A. The proof is an inductive proof that relies on completeness, that is Theorem IV.2. For every generator of $G \in \mathbf{FTP}^R(\mathcal{X}, \mathcal{Y})$, we prove

$$\llbracket [G]_{\odot} \rrbracket_{\mathbf{H}} = \llbracket \Psi_{\mathcal{Y}}^{-1} \circ G \circ \Psi_{\mathcal{X}} \rrbracket_{\mathbf{H}}$$

using the matrix notation as in Figure 20, this is some simple matrix computation, for example with G being the Plus $\oplus_{A,B} : A \parallel B \rightarrow (A \oplus B)$, on the left hand side we have:

$$\begin{aligned} \llbracket [G]_{\odot} \rrbracket_{\mathbf{H}} &= \llbracket \pi_r \rrbracket_{\mathbf{H}} = \left\llbracket \begin{array}{c} (A \otimes B) \oplus (A \oplus B) \\ \text{diagram} \\ A \oplus B \end{array} \right\rrbracket_{\mathbf{H}} \\ &= \begin{bmatrix} [A] \\ [B] \end{bmatrix} \begin{pmatrix} ([A] \otimes [B]) \otimes [A] & ([A] \otimes [B]) \otimes [B] & [A] \otimes [B] & [A] & [B] \\ & & & \mathbf{id} & \\ & & & & \mathbf{id} \end{pmatrix} \\ &\quad \circ \begin{bmatrix} ([A] \otimes [B]) \otimes [A] \\ ([A] \otimes [B]) \otimes [B] \\ [A] \otimes [B] \\ [A] \\ [B] \end{bmatrix} \begin{pmatrix} [A] \otimes [B] & [A] & [B] \\ & \mathbf{id} & \\ & & \mathbf{id} \\ & & & \mathbf{id} \end{pmatrix} \\ &= \begin{bmatrix} [A] \\ [B] \end{bmatrix} \begin{pmatrix} [A] \otimes [B] & [A] & [B] \\ & \mathbf{id} & \\ & & \mathbf{id} \end{pmatrix} \end{aligned}$$

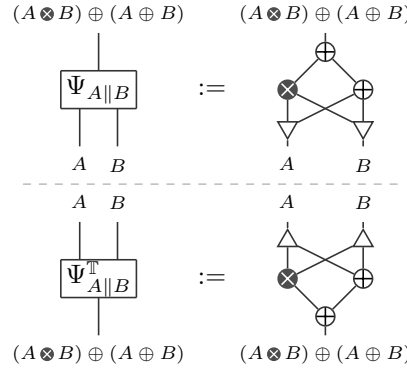


Fig. 32: Isomorphism between $A \parallel B$ and $(A|B) := (A \otimes B) \oplus (A \oplus B)$.

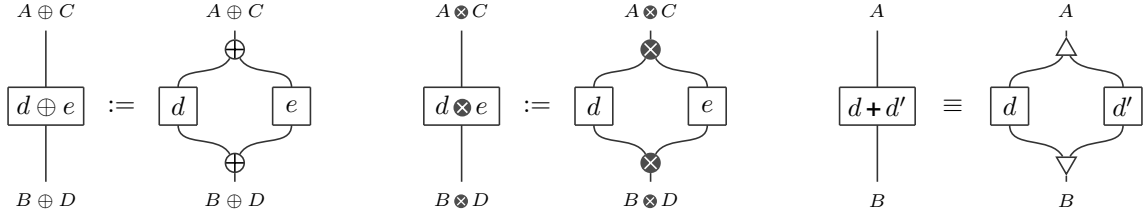


Fig. 33: The bifunctors \oplus and \otimes , and induced enrichment $+$, for d, d', e in $\mathbf{singleFTP}^R$.

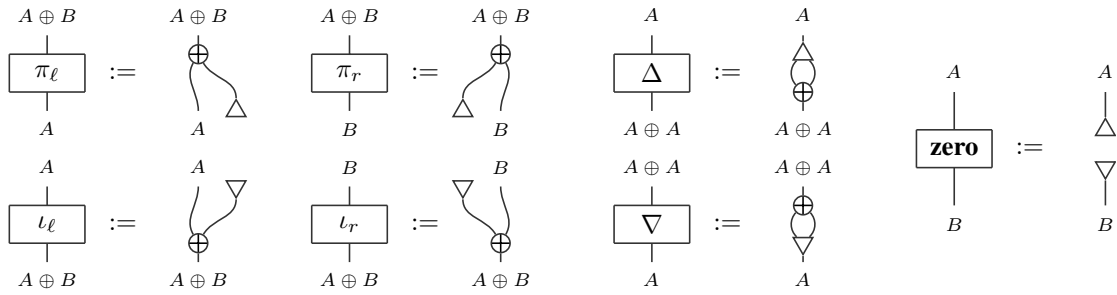


Fig. 34: The projections π , injections ι , null **zero**, diagonal Δ , co-diagonal ∇ , and the morphism **zero**.

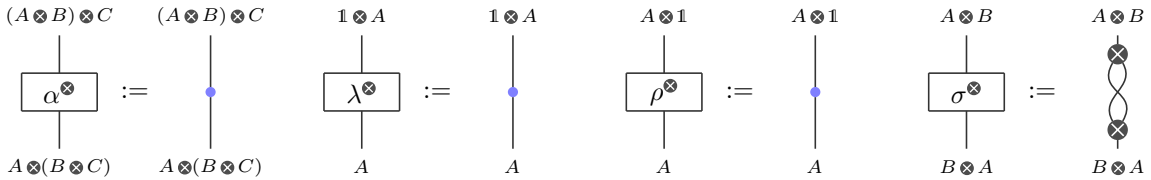


Fig. 35: The associator α^\otimes , left-unitor λ^\otimes , right-unitor ρ^\otimes and swap σ^\otimes .

while on the right hand side we have:

$$[\Psi_{A||B}]_{\mathbf{H}} = \begin{matrix} [A] \otimes [B] & [A] & [B] \\ [A] & \mathbf{id} & \\ [B] & & \mathbf{id} \end{matrix} \begin{pmatrix} \mathbf{id} & & \\ & \mathbf{id} & \\ & & \mathbf{id} \end{pmatrix}$$

$$[\Psi_{A \oplus B}^{-1}]_{\mathbf{H}} = [\mathbf{id}]_{\mathbf{H}} = \mathbf{id}$$

$$[G]_{\mathbf{H}} = \begin{matrix} [A] \otimes [B] & [A] & [B] \\ [A] & \mathbf{id} & \\ [B] & & \mathbf{id} \end{matrix}$$

hence:

$$[\Psi_{A \oplus B}^{-1} \circ G \circ \Psi_{A||B}]_{\mathbf{H}} = \begin{matrix} [A] \otimes [B] & [A] & [B] \\ [A] & \mathbf{id} & \\ [B] & & \mathbf{id} \end{matrix} = [[G]_{\odot}]_{\mathbf{H}}$$

Then using completeness for $[-]_{\mathbf{H}}$ we have $[G]_{\odot} = \Psi_{A \oplus B}^{-1} \circ G \circ \Psi_{A||B}$.

It remains the two inductive cases. For the sequential composition, we have

$$\begin{aligned} [e \circ d]_{\odot} &= [e]_{\odot} \circ [d]_{\odot} \\ &= \Psi_{\mathcal{Z}}^{-1} \circ e \circ \Psi_{\mathcal{Y}} \circ \Psi_{\mathcal{Y}}^{-1} \circ d \circ \Psi_{\mathcal{X}} \\ &= \Psi_{\mathcal{Z}}^{-1} \circ e \circ d \circ \Psi_{\mathcal{X}} \end{aligned}$$

and for the parallel composition we have

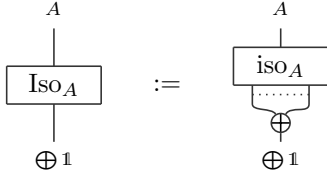
$$\begin{aligned} \llbracket d \parallel e \rrbracket_{\odot} &= m^{\downarrow} \circ (\llbracket d \rrbracket_{\odot} \parallel \llbracket e \rrbracket_{\odot}) \circ m^{\downarrow} \\ &= m^{\downarrow} \circ ((\Psi_{\mathcal{Y}}^{-1} \circ d \circ \Psi_{\mathcal{X}}) \parallel (\Psi_{\mathcal{W}}^{-1} \circ e \circ \Psi_{\mathcal{Z}})) \circ m^{\downarrow} \\ &= \Psi_{\mathcal{Y} \parallel \mathcal{W}}^{-1} \circ (d \parallel e) \circ \Psi_{\mathcal{X} \parallel \mathcal{Z}} \end{aligned}$$

where $\Psi_{\mathcal{X} \parallel \mathcal{Z}} = (\Psi_{\mathcal{X}} \parallel \Psi_{\mathcal{Z}}) \circ m^{\downarrow}$ is obtained by computing their semantics by $\llbracket - \rrbracket_{\mathbf{H}}$, remarking that they are equal, and using the completeness result of Theorem IV.2.

C. The Whole Calculus

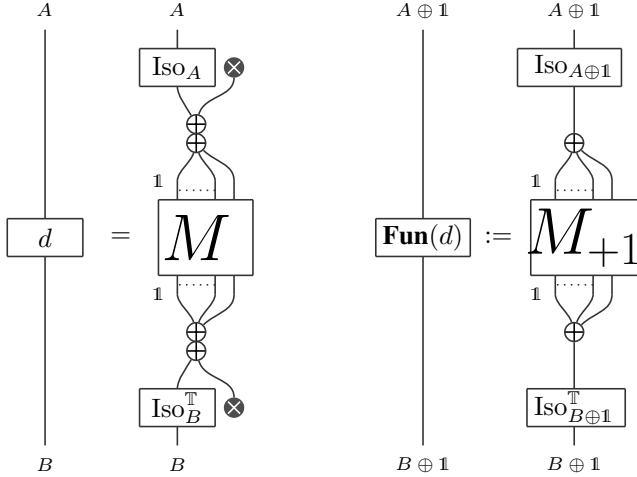
In Theorem IV.8, we extended the result to \mathbf{TP}^R . To prove that, we match every diagram $d \in \mathbf{singleTP}^R(A, B)$ to a diagram $\mathbf{Fun}(d) \in \mathbf{singleFTP}^R(A \oplus \mathbb{1}, B \oplus \mathbb{1})$.

For that, we remind that $\text{Iso}_A : A \rightarrow \oplus \mathbb{1}$ is defined as



and is an isomorphism as proven in Theorem G.1.

Rewriting the normal form of Theorem E.17 with it, there exists a matrix M such that d can be written as below. Let M_{+1} be " M with $+1$ added to the bottom right corner's coefficient". We define $\mathbf{Fun}(d)$ from that M as:



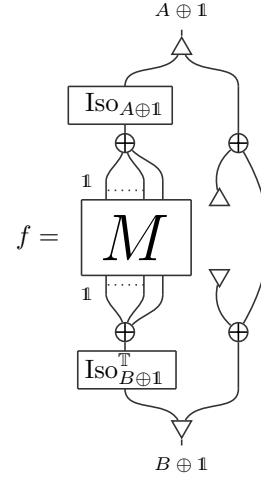
We note that $\mathbf{Fun}(d)$ is already in the normal form given by Theorem E.15. To prove an equivalence of category between $\mathbf{singleTP}^R$ and $(\mathbf{singleFTP}^R)^{\oplus \mathbb{1}}$, we check that $\mathbf{Fun}(-)$ is a well defined full and faithful functor that is essentially surjective.

a) *Well Defined:* We need to check the soundness of $\mathbf{Fun}(-)$ with respect to the equational theory. This follows from the uniqueness of the normal form, that is Theorem F.4.

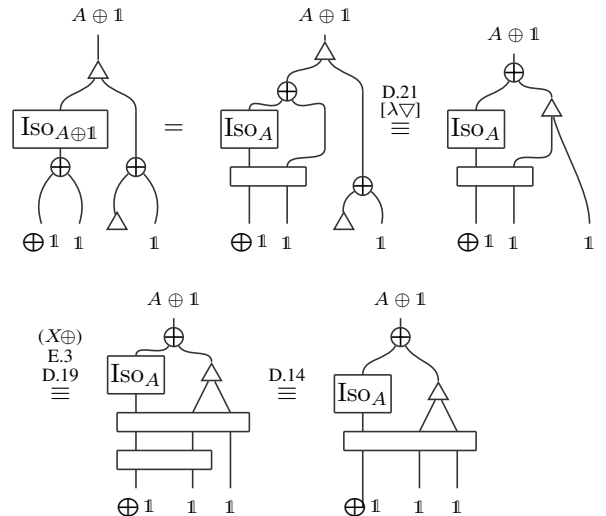
b) *Functor:* We consider $d \in \mathbf{singleTP}^R(A, B)$ and $e \in \mathbf{singleTP}^R(B, C)$. We write M and N their respective matrices when put in normal form, and P the matrix of the normal form of $e \circ d$. From Theorem F.3 it follows that P_{+1} is the result of the matrix product of M_{+1} by N_{+1} . So looking at $\mathbf{Fun}(e) \circ \mathbf{Fun}(d)$, we can use Theorem G.1 to

eliminate the Iso at the middle, then Theorem E.10 to merge M_{+1} and N_{+1} into their product P_{+1} , then it follows that $\mathbf{Fun}(e) \circ \mathbf{Fun}(d) = \mathbf{Fun}(e \circ d)$.

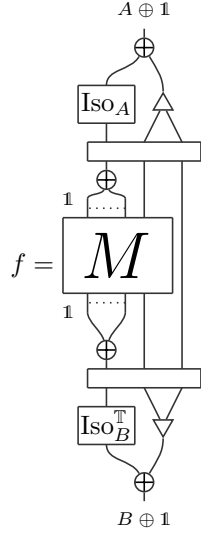
c) *Full:* We consider $f \in (\mathbf{singleFTP}^R)^{\oplus \mathbb{1}}(A, B)$. In particular, $f = g + \iota_r \circ \pi_r$ for some $g \in \mathbf{singleFTP}^R(A \oplus \mathbb{1}, B \oplus \mathbb{1})$. Putting g in normal form, there exists a matrix M such that we can rewrite f as:



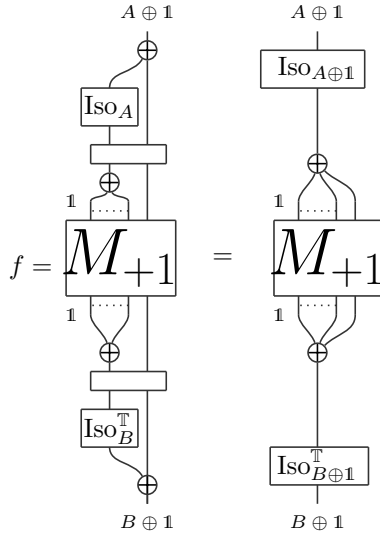
Then, using the following rewriting:



We obtain



Unfolding the definition of M , and relying on Theorems D.14 and D.19 to move around the disjunctions of wire, and (R_1) and (R_+) to "add" the rightmost wire to the leftmost coefficient of M , we obtain:



Hence f is of the form $\mathbf{Fun}(d)$ for some d .

d) Faithful: In Theorem E.17, the bottom-right coefficient of M is expected to be canonical. As such, the operation $M \mapsto M_{+1}$ is injective. So two diagrams $d \not\equiv e$ leads to two distinct matrices M, N , hence two distinct matrices M_{+1}, N_{+1} , then using uniqueness of the normal form Theorem F.2 it leads to two distinct diagrams $\mathbf{Fun}(d) \not\equiv \mathbf{Fun}(e)$.

e) Essentially Surjective: The functor $\mathbf{Fun}(-)$ is surjective on the objects, hence essentially surjective.