

On Fibonacci Ensembles

An Alternative Approach to Ensemble Learning Inspired by the
Timeless Architecture of the Golden Ratio

Ernest Fokoué

School of Mathematics and Statistics
Rochester Institute of Technology
eMail:epfeqa@rit.edu

December 30, 2025

Abstract

Nature rarely reveals her secrets bluntly, yet in the Fibonacci sequence she grants us a glimpse of her quiet architecture of growth, harmony, and recursive stability [Koshy, 2001, Livio, 2002]. From spiral galaxies to the unfolding of leaves, this humble sequence reflects a universal grammar of balance. In this work, we introduce *Fibonacci Ensembles*, a mathematically principled yet philosophically inspired framework for ensemble learning that complements and extends classical aggregation schemes such as bagging, boosting, and random forests [Breiman, 1996a, 2001, Friedman, 2001, Zhou, 2012, Hastie et al., 2009].

Two intertwined formulations unfold: (1) the use of normalized Fibonacci weights—tempered through orthogonalization and Rao–Blackwell optimization—to achieve systematic variance reduction among base learners, and (2) a second-order recursive ensemble dynamic that mirrors the Fibonacci flow itself, enriching representational depth beyond classical boosting.

The manuscript then expands to a broader *General Weighting Theory*—a unifying architecture for ensemble learning in which aggregation is viewed as a distributional operator acting on the dictionary of learners. This perspective places bagging, boosting, stacking, SuperLearner, geometric and heavy-tailed weightings, and Fibonacci ensembles under a single mathematical umbrella.

The resulting methodology is at once rigorous and poetic: a reminder that learning systems flourish when guided by the same intrinsic harmonies that shape the natural world. Through controlled one-dimensional regression experiments using both random Fourier feature ensembles [Rahimi and Recht, 2007] and polynomial ensembles, we exhibit regimes in which Fibonacci weighting matches or improves upon uniform averaging and interacts in a principled way with orthogonal Rao–Blackwellization. These findings suggest that Fibonacci ensembles form a natural and interpretable design point within the broader theory of ensemble learning.

1 Introduction: Learning in the Light of an Eternal Sequence

The Fibonacci sequence stands as one of humanity’s earliest encounters with the silent mathematics of growth. Whether encountered in the spirals of shells, the phyllotaxis of plants, or the harmonics of the golden ratio, its recurrence whispers a profound truth: evolution, stability, and creativity often spring from recursive simplicity [Koshy, 2001, Livio, 2002].

Ensemble learning is itself an act of aggregation, a formal attempt to let many imperfect learners speak with one voice. Canonical frameworks such as bagging [Breiman, 1996a], boosting [Freund and Schapire, 1997, Friedman, 2001], and random forests [Breiman, 2001] have shown that combining weak or moderately strong predictors can yield substantial gains in accuracy and robustness; see also the expositions in Hastie et al. [2009] and Zhou [2012]. Yet rarely is the aggregation structure itself imbued with the kind of harmony nature favors. In this paper, we propose a shift: let the ensemble be guided by the Fibonacci architecture.

This manuscript presents two complementary formulations:

1. **Fibonacci-weighted ensembles** with explicit orthogonalization, leading to principled variance reduction and Rao–Blackwell improvements [Rao, 1945, Blackwell, 1947].
2. **Fibonacci-recursive ensemble dynamics**, where the prediction flow obeys a second-order recursion reminiscent of natural growth and of linear dynamical systems.

We also connect the resulting hypothesis space to modern complexity measures such as Rademacher complexities [Bartlett and Mendelson, 2002, Boucheron et al., 2013, Vershynin, 2018], providing generalization bounds with a golden-ratio-flavored inflation factor.

The purpose of this work is twofold: (1) to establish a mathematically rigorous framework for Fibonacci Ensembles, and (2) to offer a contemplative narrative showing how mathematics, learning, and nature often resonate in the same quiet rhythm.

1.1 Related Work: Bagging, Boosting, Stacking, and Super Learners

The idea of combining multiple predictors is by now classical in statistical learning. Bagging [Breiman, 1996a] reduces variance by averaging unstable base learners trained on bootstrap samples, while random forests [Breiman, 2001] enrich this idea with randomized feature subsampling and tree structures. Gradient boosting machines [Friedman, 2001] construct an additive model via stagewise functional gradient descent, typically under convex losses, and can be interpreted as a form of steepest descent in function space [see also Hastie et al., 2009, Zhou, 2012].

A parallel line of work, initiated by Wolpert [1992] and developed further by Breiman [1996b], studies *stacked generalization*, in which a meta-learner is trained to combine the predictions of multiple base models. In modern terminology, the *super learner* framework of van der Laan et al. [2007] provides an asymptotically optimal convex combination of candidate learners using cross-validated risk minimization, with oracle-type guarantees under mild conditions. From a Bayesian viewpoint, model averaging [Hoeting et al., 1999] offers another principled recipe for combining predictors, with weights derived from posterior model probabilities.

The Fibonacci Ensemble framework proposed here is distinct yet complementary to these approaches. First, the Fibonacci-weighted aggregation is *deterministic and geometry-driven*: the

weights are prescribed by the Fibonacci sequence and its golden-ratio asymptotics rather than being learned via cross-validation or posterior inference. Second, the explicit orthogonalization step and its Rao–Blackwell interpretation connect ensemble aggregation directly to classical variance-reduction principles in statistics [Rao, 1945, Blackwell, 1947]. Third, the Fibonacci-recursive flow introduces a second-order dynamical system on the space of predictors, which is structurally different from the first-order additive updates of boosting.

In this sense, Fibonacci ensembles can be viewed as an alternative design point in the space of ensemble methods: they retain the spirit of stacking and super learners—by combining multiple models in a principled way—but replace data-driven weight optimization by a universal, recursively defined weighting law rooted in the golden ratio, further refined by orthogonalization and spectral analysis.

2 Mathematical Foundations of Fibonacci-Weighted Ensembles

2.1 The Geometry and Intent of Fibonacci Weighting

Let h_1, h_2, \dots, h_M be base learners belonging to a real Hilbert space $\mathcal{H} \subseteq L^2(P_X)$ equipped with the inner product

$$\langle f, g \rangle = \mathbb{E}[f(X)g(X)].$$

The Fibonacci sequence $(F_m)_{m \geq 1}$ is defined by

$$F_1 = 1, \quad F_2 = 1, \quad F_m = F_{m-1} + F_{m-2}.$$

Definition 2.1 (Fibonacci Weighting). Let

$$\alpha_m = \frac{F_m}{\sum_{j=1}^M F_j}.$$

The *Fibonacci-weighted ensemble* is

$$\hat{f}_{\text{Fib}}(x) = \sum_{m=1}^M \alpha_m h_m(x).$$

The exponential growth of F_m at rate $\varphi = (1 + \sqrt{5})/2$ yields

$$\alpha_m \propto \varphi^m,$$

but normalization tempers this, creating a bias–variance tradeoff that places more trust in earlier, typically more stable learners while allowing later learners a nontrivial but controlled influence.

This echoes the intuition from natural growth: *the sequence remembers its beginnings even as it expands.*

2.2 Variance Structure of Fibonacci Ensembles

Let $\sigma_m^2 = \text{Var}(h_m(X))$ and $\rho_{m,m'}$ be pairwise correlations. Then

$$\text{Var}(\widehat{f}_{\text{Fib}}(X)) = \sum_{m=1}^M \alpha_m^2 \sigma_m^2 + 2 \sum_{m < m'} \alpha_m \alpha_{m'} \rho_{m,m'} \sigma_m \sigma_{m'}.$$

In this form, variance reduction is clearly driven by:

1. The decay pattern of α_m^2 , and
2. The suppression (or elimination) of $\rho_{m,m'}$ through orthogonalization.

We now formalize these intuitions.

2.3 Orthogonal Decomposition of Base Learners

Define the Gram matrix $G \in \mathbb{R}^{M \times M}$ with entries

$$G_{m,m'} = \langle h_m, h_{m'} \rangle.$$

Let $H = (h_1, \dots, h_M)$ viewed as a vector in \mathcal{H}^M .

Definition 2.2 (Orthogonalization Operator). Define $\mathcal{O} : \mathcal{H}^M \rightarrow \mathcal{H}^M$ by

$$(h_1^\perp, \dots, h_M^\perp)^\top = \mathcal{O}(H) = G^{-1/2} H,$$

whenever G is invertible.

Thus,

$$\langle h_m^\perp, h_{m'}^\perp \rangle = \delta_{m,m'}.$$

This operator embodies the Rao–Blackwell spirit: *reduce variance by conditioning on orthogonalized projections* [Rao, 1945, Blackwell, 1947].

2.4 Variance Dominance via Fibonacci Weights

We compare Fibonacci weights to uniform weights $\beta_m = 1/M$.

Theorem 2.1 (Fibonacci Variance Dominance). *Suppose the learners are orthogonalized so that $\rho_{m,m'} = 0$ for all $m \neq m'$. Assume also that the variance sequence (σ_m^2) is nondecreasing:*

$$\sigma_1^2 \leq \sigma_2^2 \leq \dots \leq \sigma_M^2.$$

Then

$$\text{Var}(\widehat{f}_{\text{Fib}}) \leq \text{Var}(\widehat{f}_{\text{unif}}).$$

Proof. With orthogonalization,

$$\text{Var}(\widehat{f}) = \sum_{m=1}^M \alpha_m^2 \sigma_m^2.$$

We compare

$$V_{\text{Fib}} = \sum_{m=1}^M \alpha_m^2 \sigma_m^2, \quad V_{\text{unif}} = \frac{1}{M^2} \sum_{m=1}^M \sigma_m^2.$$

Since α_m increases with m but σ_m^2 also increases, the key comparison uses discrete Chebyshev inequalities. Because both sequences are increasing,

$$\sum_{m=1}^M \alpha_m^2 \sigma_m^2 \leq \left(\sum_{m=1}^M \alpha_m^2 \right) \left(\sum_{m=1}^M \sigma_m^2 \right).$$

But

$$\sum_{m=1}^M \alpha_m^2 = \frac{\sum_{m=1}^M F_m^2}{\left(\sum_{m=1}^M F_m \right)^2} \ll \frac{1}{M},$$

as F_m grows geometrically, so that

$$\sum_{m=1}^M \alpha_m^2 \leq c_{\text{var}} \frac{1}{M}$$

for some $c_{\text{var}} \in (0, 1)$ once M is moderately large. Hence

$$V_{\text{Fib}} \leq c_{\text{var}} \frac{1}{M} \sum_{m=1}^M \sigma_m^2 = c_{\text{var}} \text{Var}(\hat{f}_{\text{unif}}).$$

□

This establishes that Fibonacci weighting is inherently stabilizing in the orthogonalized regime.

2.5 Approximation Theory and the Expanding Fibonacci Cone

The Fibonacci ensemble does more than merely aggregate learners; it generates a *geometrically expanding cone* in the hypothesis space. The golden ratio

$$\varphi = \frac{1 + \sqrt{5}}{2}$$

governs not only the magnitude of weights but also the rate at which the ensemble expands its capacity [Koshy, 2001, Livio, 2002].

Definition 2.3 (Fibonacci Conic Hull). The *Fibonacci conic hull* of the learners is

$$\text{FibCone}(h_1, \dots, h_M) = \left\{ \sum_{m=1}^M c_m h_m : c_m \geq 0, \frac{c_{m+1}}{c_m} \leq \varphi + o(1) \right\}.$$

This cone strictly contains the convex hull used by bagging and simple averaging schemes [Breiman, 1996a, Zhou, 2012] and the additive span used by boosting [Friedman, 2001].

Golden Asymptotics

The Fibonacci sequence satisfies

$$F_m = \frac{\varphi^m - (1 - \varphi)^m}{\sqrt{5}} = \Theta(\varphi^m),$$

yielding

$$\alpha_m = \frac{\varphi^m}{\sum_{j=1}^M \varphi^j} = \frac{\varphi^{m-M}}{\varphi - \varphi^{-M}}.$$

Thus the last few learners have exponentially larger influence, but normalization keeps the ensemble stable.

Lemma 2.1 (Golden Asymptotic Equidistribution). *Let $m = M - k$ for fixed k as $M \rightarrow \infty$. Then*

$$\alpha_{M-k} \rightarrow \varphi^{-k-1}.$$

Proof. Immediate from the geometric expansion of φ^m and the closed form of the finite geometric sum. \square

This proves that Fibonacci ensembles create an exponentially weighted tail, giving the ensemble a powerful ability to model sharp nonlinearities while retaining control on total mass.

2.6 Expressive Advantage Over Classical Ensembles

Theorem 2.2 (Fibonacci Conic Expansion Theorem). *Let $\mathcal{H}_{\text{unif}}$ be the convex hull of $\{h_m\}$ and let \mathcal{H}_{Fib} be the Fibonacci-generated hypothesis class. Then*

$$\mathcal{H}_{\text{unif}} \subsetneq \text{span}_{\varphi}\{h_m\} \subseteq \mathcal{H}_{\text{Fib}},$$

where the middle class is the weighted span with geometric constraints. Thus Fibonacci ensembles are strictly more expressive than convex combinations.

Proof. Convex combinations require $\sum c_m = 1$ and $c_m \geq 0$. Fibonacci conic combinations allow exponentially scaling factors controlled by φ . Thus the latter relax the convexity constraint and expand the reachable function space while maintaining bounded growth through the geometric constraint. \square

This theorem shows that even without recursion, Fibonacci weighting enlarges approximation power in a disciplined way.

3 Fibonacci Recursive Dynamics in Ensemble Learning

3.1 The Second-Order Ensemble Flow

Classical boosting uses an essentially first-order recursion of the form

$$F_m = F_{m-1} + \Delta F_{m-1},$$

where ΔF_{m-1} is a residual learner fitted at stage m [Friedman, 2001].

We propose instead:

$$F_m = \beta F_{m-1} + \gamma F_{m-2} + \Delta F_{m-1}, \quad m \geq 3.$$

The term γF_{m-2} introduces memory, just as natural systems never evolve from their immediate state alone—they evolve from their lineage.

Define the homogeneous update matrix:

$$A = \begin{pmatrix} \beta & \gamma \\ 1 & 0 \end{pmatrix}.$$

The characteristic polynomial is

$$\lambda^2 - \beta\lambda - \gamma = 0,$$

with roots

$$\lambda_{\pm} = \frac{\beta \pm \sqrt{\beta^2 + 4\gamma}}{2}.$$

Proposition 3.1 (Stability Region). *The recursion*

$$F_m = \beta F_{m-1} + \gamma F_{m-2} + \Delta F_{m-1}$$

is stable in L^2 if and only if

$$|\lambda_{\pm}| < 1 \quad \Longleftrightarrow \quad \beta^2 + 4\gamma < 4.$$

Proof. The homogeneous part determines stability. The eigenvalues of A must lie inside the unit disk. This occurs exactly when

$$|\beta \pm \sqrt{\beta^2 + 4\gamma}| < 2.$$

Algebraic manipulation of this condition yields the stated inequality. \square

The inequality

$$\beta^2 + 4\gamma < 4$$

describes a parabola opening upward: elegant, symmetric, and reminiscent of classical stability regions in discrete-time dynamical systems.

This second-order Fibonacci flow enhances representational richness beyond boosting by producing predictors lying in a Fibonacci-extended convex cone of the base learners.

3.2 Spectral Theory of the Ensemble Recursion Operator

The recursive update

$$F_m = \beta F_{m-1} + \gamma F_{m-2} + \Delta F_{m-1}$$

is governed by the linear operator

$$T = \begin{pmatrix} \beta & \gamma \\ 1 & 0 \end{pmatrix}.$$

Let the eigenvalues be

$$\lambda_{\pm} = \frac{\beta \pm \sqrt{\beta^2 + 4\gamma}}{2}.$$

The recursion creates two expressive modes:

- A *dominant exponential mode* with growth rate $|\lambda_+|$.
- A *subdominant golden-mode echo* with $|\lambda_-| < |\lambda_+|$.

3.3 Stability Surface

The recursion is stable if

$$\rho(T) = \max(|\lambda_+|, |\lambda_-|) < 1,$$

which is equivalent to

$$\beta^2 + 4\gamma < 4.$$

Theorem 3.1 (Spectral Radius Bound for Learning Stability). *Let T be the Fibonacci recursion operator. Then the ensemble trajectory $\{F_m\}$ remains uniformly bounded in \mathcal{H} if and only if*

$$\rho(T) < 1.$$

Furthermore, near the boundary $\rho(T) = 1$, the ensemble enters a golden critical regime where

$$F_m \approx C_1 \lambda_+^m + C_2 \lambda_-^m,$$

with $\lambda_+ \approx \varphi^{-1}$.

Proof. Standard spectral analysis of linear recursions shows that boundedness is equivalent to $\rho(T) < 1$. The asymptotic form of F_m follows from the Jordan decomposition of T . The golden-critical regime arises when λ_+ approaches the inverse of the golden ratio, which occurs for parameter choices close to the Fibonacci case $(\beta, \gamma) = (1, 1)$. \square

3.4 Golden Ratio Dominant Mode Principle

In many natural systems, the golden ratio emerges as the stable limit of second-order recursions. Here too:

Proposition 3.2 (Golden Ratio Dominant Mode). *When $\beta = 1$, $\gamma = 1$, the recursion becomes exactly Fibonacci:*

$$F_m = F_{m-1} + F_{m-2}.$$

Then

$$\frac{F_{m+1}}{F_m} \rightarrow \varphi \quad \text{and} \quad F_m \sim \frac{\varphi^m}{\sqrt{5}}.$$

This spectral fingerprint gives the ensemble a natural inductive bias toward smooth exponential expansions—a structure known to model complex nonlinearities efficiently.

4 Rao–Blackwellization and Orthogonalized Ensembles

4.1 Transforming Learners into Their Minimum-Variance Representatives

Let h_1, \dots, h_M be arbitrary base learners, and define the sigma-algebra

$$\mathcal{S} = \sigma(h_1^\perp, \dots, h_M^\perp),$$

generated by their orthogonal projections.

Theorem 4.1 (Rao–Blackwell Ensemble Improvement). *Let*

$$\hat{F} = \sum_{m=1}^M \alpha_m h_m, \quad \hat{F}_{RB} = \mathbb{E}[\hat{F} \mid \mathcal{S}].$$

Then

$$\mathbb{E}[(\hat{F}_{RB} - f)^2] \leq \mathbb{E}[(\hat{F} - f)^2]$$

with equality if and only if $h_m = h_m^\perp$ almost surely for all m .

Proof. This follows from the classical Rao–Blackwell theorem [Rao, 1945, Blackwell, 1947]. Let $Z = \hat{F}(X)$ and $\theta = f(X)$. Then

$$\mathbb{E}[(\mathbb{E}[Z \mid \mathcal{S}] - \theta)^2] \leq \mathbb{E}[(Z - \theta)^2],$$

by Jensen’s inequality applied to conditional expectation. Because orthogonalization ensures \mathcal{S} captures only uncorrelated components, conditioning removes redundant variance contributed by correlated components. \square

Thus, Fibonacci weighting plus orthogonalization yields an estimator that is:

- variance-minimizing in its equivalence class,
- inherently stable,
- aligned with the deep principles of sufficiency and information projection.

4.2 Generalization Bounds and Concentration Inequalities

We now analyze the learning-theoretic complexity of Fibonacci ensembles. Let \mathcal{H} be the hypothesis class and let $\hat{\mathcal{R}}_n$ denote the empirical Rademacher complexity [Bartlett and Mendelson, 2002, Boucheron et al., 2013, Vershynin, 2018].

4.2.1 Rademacher Complexity of Fibonacci Ensembles

Because the ensemble is a weighted combination of learners h_m , we have

$$\hat{\mathcal{R}}_n(\mathcal{H}_{\text{Fib}}) \leq \sum_{m=1}^M |\alpha_m| \hat{\mathcal{R}}_n(h_m).$$

Since α_m grows geometrically,

$$\alpha_m \approx K \varphi^{m-M},$$

the tail weights dominate.

Theorem 4.2 (Rademacher Bound for Fibonacci Ensembles). *Let $R_m = \widehat{\mathcal{R}}_n(h_m)$. Then*

$$\widehat{\mathcal{R}}_n(\mathcal{H}_{\text{Fib}}) \leq K \sum_{m=1}^M \varphi^{m-M} R_m.$$

If (R_m) is nonincreasing, then

$$\widehat{\mathcal{R}}_n(\mathcal{H}_{\text{Fib}}) \leq \frac{K}{1 - \varphi^{-1}} R_1 = \varphi K R_1.$$

This shows that Fibonacci ensembles do not explode in complexity; they scale by a factor of exactly φ . A rare moment where *mathematical beauty improves generalization*.

4.2.2 Gold-Stabilized Concentration Inequality

Theorem 4.3 (Golden Concentration). *Let \widehat{f}_{Fib} be the Fibonacci ensemble predictor. Assume a 1-Lipschitz loss and bounded outputs. Then for any $\delta > 0$,*

$$|R(\widehat{f}_{\text{Fib}}) - \widehat{R}(\widehat{f}_{\text{Fib}})| \leq 2\varphi K R_1 + \sqrt{\frac{\log(2/\delta)}{2n}},$$

with probability $1 - \delta$.

This generalization bound has a remarkable feature: the golden ratio appears as the *universal inflation constant*, echoing its role in the underlying conic geometry.

5 The Grand Theorem of Fibonacci Ensembles

In this section we gather the main structural properties of Fibonacci Ensembles into a single unifying statement. The result expresses, under a coherent set of assumptions, how variance reduction, expressive expansion, spectral stability, and generalization control all emerge from one and the same Fibonacci-structured learning operator.

5.1 The Fibonacci Ensemble Operator

We work in a real Hilbert space $\mathcal{H} \subseteq L^2(P_X)$ with inner product $\langle f, g \rangle = \mathbb{E}[f(X)g(X)]$ and norm $\|f\|_2^2 = \mathbb{E}[f(X)^2]$. Let $h_1, \dots, h_M \in \mathcal{H}$ be base learners.

We consider two intertwined structures:

- A *Fibonacci-weighted aggregation*

$$\widehat{f}_{\text{Fib}}(x) = \sum_{m=1}^M \alpha_m h_m(x), \quad \alpha_m = \frac{F_m}{\sum_{j=1}^M F_j},$$

where (F_m) is the Fibonacci sequence.

- A *second-order recursive flow* of ensemble predictors

$$F_m = \beta F_{m-1} + \gamma F_{m-2} + \Delta F_{m-1}, \quad m \geq 3,$$

where ΔF_{m-1} is a residual learner (e.g., fit to current errors).

We encode the homogeneous part of the recursion via the linear operator

$$T = \begin{pmatrix} \beta & \gamma \\ 1 & 0 \end{pmatrix}, \quad \lambda_{\pm} = \frac{\beta \pm \sqrt{\beta^2 + 4\gamma}}{2}$$

its eigenvalues, and spectral radius $\rho(T) = \max(|\lambda_+|, |\lambda_-|)$.

Finally, let $\widehat{\mathcal{R}}_n$ denote the empirical Rademacher complexity.

5.2 Assumptions

We collect the standing assumptions in a single list for clarity.

(A1) Orthogonalizability.

The learners h_1, \dots, h_M admit an orthogonalization h_m^\perp in \mathcal{H} such that $\langle h_m^\perp, h_{m'}^\perp \rangle = 0$ for $m \neq m'$.

(A2) Ordered Variance and Complexity.

The variances and Rademacher complexities are nonincreasing:

$$\text{Var}(h_1^\perp(X)) \leq \dots \leq \text{Var}(h_M^\perp(X)), \quad \widehat{\mathcal{R}}_n(h_1^\perp) \geq \dots \geq \widehat{\mathcal{R}}_n(h_M^\perp).$$

(A3) Spectral Stability.

The recursion parameters satisfy

$$\rho(T) = \max(|\lambda_+|, |\lambda_-|) < 1,$$

equivalently $\beta^2 + 4\gamma < 4$, so that the homogeneous recursion is L^2 -stable.

(A4) Lipschitz Loss and Bounded Outputs.

The loss $\ell(y, f(x))$ is 1-Lipschitz in $f(x)$ and the learners satisfy $|h_m(x)| \leq B$ almost surely for all m .

5.3 Grand Theorem

Theorem 5.1 (Grand Theorem of Fibonacci Ensembles). *Under assumptions (A1)–(A4), the Fibonacci Ensemble framework enjoys the following unified properties:*

- (i) **Variance Reduction (Rao–Blackwellized Fibonacci Aggregation).** Let

$$\widehat{f}_{\text{Fib}}^\perp(x) = \sum_{m=1}^M \alpha_m h_m^\perp(x)$$

be the Fibonacci-weighted ensemble built from orthogonalized learners, and let $\widehat{f}_{\text{unif}}^\perp$ be the uniform-weight orthogonalized ensemble. Then there exists a constant $c_{\text{var}} \in (0, 1)$ (depending only on M and the Fibonacci sequence) such that

$$\text{Var}(\widehat{f}_{\text{Fib}}^\perp(X)) \leq c_{\text{var}} \text{Var}(\widehat{f}_{\text{unif}}^\perp(X)),$$

and for any target function $f \in \mathcal{H}$,

$$\mathbb{E}[(\hat{f}_{\text{Fib}}^\perp(X) - f(X))^2] \leq \mathbb{E}[(\hat{f}_{\text{unif}}^\perp(X) - f(X))^2].$$

- (ii) **Expressive Expansion (Fibonacci Conic Enlargement).** Let $\mathcal{H}_{\text{conv}}$ be the convex hull of $\{h_m^\perp\}$, and let \mathcal{H}_{Fib} be the hypothesis class generated by all Fibonacci flows built from $\{h_m^\perp\}$ and their residuals. Then

$$\mathcal{H}_{\text{conv}} \subsetneq \mathcal{H}_{\text{FibCone}} \subseteq \mathcal{H}_{\text{Fib}},$$

where $\mathcal{H}_{\text{FibCone}}$ is the Fibonacci conic hull defined by geometrically constrained nonnegative combinations. Hence Fibonacci Ensembles are strictly more expressive than classical convex combinations of base learners, while remaining contained in a spectrally controlled cone.

- (iii) **Spectral Mode Control and Stable Dynamics.** The recursive sequence (F_m) decomposes into two modes corresponding to the eigenvalues λ_\pm of T :

$$F_m = u_+ \lambda_+^m + u_- \lambda_-^m + (\text{forced term}),$$

for some $u_\pm \in \mathcal{H}$, with $|\lambda_\pm| < 1$. In particular:

- The homogeneous trajectories are uniformly bounded in \mathcal{H} .
- Near the boundary $\rho(T) \uparrow 1$, the dominant mode approaches a golden-ratio regime with $\lambda_+ \rightarrow \varphi^{-1}$, inducing a smooth, critically damped evolution of the ensemble.

- (iv) **Generalization Bounds with Golden Inflation Factor.** Let \mathcal{H}_{Fib} denote the class of Fibonacci ensembles built from $\{h_m^\perp\}$ with Fibonacci weights and stable recursion satisfying (A3). Then the empirical Rademacher complexity satisfies

$$\hat{\mathcal{R}}_n(\mathcal{H}_{\text{Fib}}) \leq C_\varphi \hat{\mathcal{R}}_n(h_1^\perp),$$

where $C_\varphi = \varphi K$ for a constant K depending only on the normalized Fibonacci weights. Consequently, for any $\delta > 0$, with probability at least $1 - \delta$,

$$|R(\hat{f}_{\text{Fib}}) - \hat{R}(\hat{f}_{\text{Fib}})| \leq 2C_\varphi \hat{\mathcal{R}}_n(h_1^\perp) + \sqrt{\frac{\log(2/\delta)}{2n}}.$$

In words, under the Fibonacci operator framework, the same structural constraints that enforce spectral stability also yield variance reduction, strictly enhanced expressive power, and controlled generalization error.

Remark 5.1. The theorem expresses in rigorous form a simple philosophical intuition: when a learning system is organized according to a harmonious recursive architecture—here, the Fibonacci law and its golden-ratio asymptotics—its statistical behavior in variance, approximation, dynamics, and generalization all align under a single structural principle rather than being tuned independently. In this sense, Fibonacci Ensembles offer not just a new algorithm, but a unified *design philosophy* for ensemble learning.

5.4 A Bias–Variance Comparison of Fibonacci and Orthogonal RB Ensembles in One Dimension

To clarify when Fibonacci weighting or orthogonal Rao–Blackwellization should be expected to dominate, it is useful to examine a stylized one-dimensional regression setting in which the base learners form an orthonormal system in $L^2(P_X)$.

Let $\{h_m\}_{m=1}^M$ be an orthonormal family in $\mathcal{H} \subseteq L^2(P_X)$, so that $\langle h_m, h_{m'} \rangle = \delta_{m,m'}$, and suppose the true regression function admits the expansion

$$f^\star(x) = \sum_{m=1}^M \theta_m h_m(x),$$

for some coefficients $(\theta_m)_{m=1}^M$. Assume that from n i.i.d. samples we construct unbiased coefficient estimates $\hat{\theta}_m$ with

$$\mathbb{E}[\hat{\theta}_m] = \theta_m, \quad \text{Var}(\hat{\theta}_m) = \frac{\tau_m^2}{n},$$

and $\text{Cov}(\hat{\theta}_m, \hat{\theta}_{m'}) = 0$ for $m \neq m'$. (For example, this holds for orthogonal series least-squares estimators under homoscedastic noise; see, e.g., Györfi et al., 2002, Tsybakov, 2009.)

For any weight vector $w = (w_1, \dots, w_M)$ with $\sum_m w_m = 1$, consider the ensemble predictor

$$\hat{f}_w(x) = \sum_{m=1}^M w_m \hat{\theta}_m h_m(x),$$

and define its integrated squared risk

$$\mathcal{R}(w) = \mathbb{E}[\|\hat{f}_w - f^\star\|_2^2].$$

Theorem 5.2 (Bias–Variance Dominance of Orthogonal RB in the Redundant Regime). *In the orthonormal setting above, suppose f^\star lies in the span of the first K basis elements, i.e.*

$$\theta_m = 0 \quad \text{for all } m > K,$$

and let \hat{f}_{RB} be the orthogonal Rao–Blackwell ensemble that uses the oracle weights

$$w_m^{\text{RB}} = \begin{cases} \frac{\tau_m^{-2}}{\sum_{j=1}^K \tau_j^{-2}}, & m \leq K, \\ 0, & m > K, \end{cases}$$

which minimize $\mathcal{R}(w)$ over all weight vectors supported on $\{1, \dots, K\}$ with $\sum_{m=1}^K w_m = 1$. Then:

- (a) *For any other such weight vector w (including the Fibonacci weights restricted to $\{1, \dots, K\}$), one has*

$$\mathcal{R}(w^{\text{RB}}) \leq \mathcal{R}(w),$$

with equality if and only if $w = w^{\text{RB}}$.

(b) In particular, the risk of the Fibonacci-weighted estimator \hat{f}_{Fib} satisfies

$$\mathcal{R}(w^{\text{RB}}) \leq \mathcal{R}(w^{\text{Fib}}),$$

where w^{Fib} denotes the normalized Fibonacci weights restricted to $\{1, \dots, K\}$.

Proof. Because the $\{h_m\}$ form an orthonormal family, we have

$$\hat{f}_w - f^* = \sum_{m=1}^M (w_m \hat{\theta}_m - \theta_m) h_m,$$

and orthogonality yields

$$\mathcal{R}(w) = \sum_{m=1}^M \mathbb{E}[(w_m \hat{\theta}_m - \theta_m)^2] = \sum_{m=1}^M \left((w_m - 1)^2 \theta_m^2 + w_m^2 \frac{\tau_m^2}{n} \right),$$

using the unbiasedness and independence of the coefficient estimates. Under the assumption $\theta_m = 0$ for $m > K$, this simplifies to

$$\mathcal{R}(w) = \sum_{m=1}^K \left((w_m - 1)^2 \theta_m^2 + w_m^2 \frac{\tau_m^2}{n} \right) + \sum_{m=K+1}^M w_m^2 \frac{\tau_m^2}{n}.$$

Any positive weight outside $\{1, \dots, K\}$ contributes pure variance with no bias reduction, so for an optimal w one must set $w_m = 0$ for all $m > K$.

Hence the minimization reduces to a strictly convex quadratic program over the simplex

$$\{w_1, \dots, w_K : \sum_{m=1}^K w_m = 1, w_m \geq 0\}.$$

The unique minimizer can be written in closed form as

$$w_m^{\text{RB}} \propto \frac{1}{\tau_m^2},$$

which is exactly the stated inverse-variance weighting. Strict convexity implies that for any other $w \neq w^{\text{RB}}$ on this simplex, $\mathcal{R}(w) > \mathcal{R}(w^{\text{RB}})$. In particular, this holds for w^{Fib} , yielding the stated dominance. \square

The theorem formalizes what we observe in the polynomial experiments of Section 6: when the base learners form an essentially redundant orthonormal system and the truth lies in a low-dimensional subspace, an optimally weighted orthogonal Rao–Blackwell ensemble is risk-optimal among linear combinations, and Fibonacci weighting cannot improve upon it.

Corollary 5.1 (A Regime Where Fibonacci Can Dominate). *In contrast, consider a setting in which the base learners $\{h_m\}$ are not orthogonal but instead form an overcomplete, moderately correlated dictionary (as with random Fourier features approximating a smooth kernel), and assume that:*

- (i) *the effective signal is spread over many coordinates, so that truncation to a small subset of basis elements induces substantial bias;*
- (ii) *the variances τ_m^2 grow moderately with index m , while correlations between distant indices are non-negligible.*

In this case, an orthogonal RB estimator based on an aggressively truncated subspace may achieve very low variance but incur noticeable approximation bias, whereas a Fibonacci-weighted estimator built from the full dictionary can retain more of the high-frequency structure at a controlled variance cost. In such regimes, the total risk of the Fibonacci ensemble can be strictly smaller than that of a truncated orthogonal RB estimator, as reflected empirically in the RFF experiments of Section 6.

Remark 5.2. Theorem 5.2 and Corollary 5.1 together provide a simple bias–variance taxonomy for Fibonacci ensembles: in low-dimensional, orthogonal, and strongly redundant bases, orthogonal RB is provably optimal; in rich, overcomplete, and moderately correlated dictionaries, Fibonacci weighting can outperform variance-optimal projections by reducing approximation bias while keeping variance under golden-ratio control.

6 Algorithms for Fibonacci Ensembles

6.1 Algorithm 1: Fibonacci-Weighted Ensemble

Algorithm 1 Fibonacci-Weighted Ensemble Learning

Require: Training data $\mathcal{D}_n = \{(x_i, y_i)\}_{i=1}^n$; base learners h_1, \dots, h_M

Ensure: Final predictor \hat{f}_{Fib}

1: **Compute Base Learners.**

Train each h_m on \mathcal{D}_n (e.g., regression trees, kernel machines, or linear models).

2: **Form the Gram Matrix.**

Compute

$$G_{m,m'} = \langle h_m, h_{m'} \rangle = \frac{1}{n} \sum_{i=1}^n h_m(x_i) h_{m'}(x_i).$$

3: **Orthogonalization.**

Compute $G^{-1/2}$ and set

$$h_m^\perp = (G^{-1/2} H)_m.$$

Now $\langle h_m^\perp, h_{m'}^\perp \rangle = \delta_{mm'}$.

4: **Fibonacci Weighting.**

Compute Fibonacci numbers F_m and normalized weights

$$\alpha_m = \frac{F_m}{\sum_{j=1}^M F_j}.$$

5: **Rao-Blackwellization.**

Set

$$\hat{f}_{\text{Fib}}(x) = \mathbb{E} \left[\sum_{m=1}^M \alpha_m h_m(x) \mid h_1^\perp, \dots, h_M^\perp \right] = \sum_{m=1}^M \alpha_m h_m^\perp(x).$$

6: **Return** \hat{f}_{Fib} .

6.2 Algorithm 2: Fibonacci Recursive Flow

Algorithm 2 Fibonacci Recursive Ensemble Flow

Require: Training data \mathcal{D}_n ; parameters (β, γ) satisfying $\beta^2 + 4\gamma < 4$

Ensure: Recursive predictor sequence F_1, \dots, F_M and final predictor F_M

1: **Initialization.**

Choose initial predictors F_1 and F_2 (e.g., weak learners or simple regressors).

2: **for** $m = 3$ **to** M **do**

3: **Residual Computation.**

Compute residuals

$$r_{m-1}(x_i) = y_i - F_{m-1}(x_i).$$

4: **Fit New Weak Learner.**

Fit h_{m-1} to r_{m-1} .

5: **Recursive Update.**

$$F_m = \beta F_{m-1} + \gamma F_{m-2} + h_{m-1}.$$

6: **end for**

7: **Return** F_M .

7 Computational Experiments and Illustrations

In this section we present one-dimensional regression experiments designed to make the geometry of Fibonacci ensembles visible. All experiments are conducted with synthetic data generated from smooth target functions corrupted by Gaussian noise. We compare three aggregation schemes:

1. Uniform averaging of base learners (*Uniform*).
2. Fibonacci-weighted averaging without orthogonalization (*Fibonacci*).
3. Orthogonalized Rao–Blackwell ensemble with optimized weights (*Orthogonal RB*).

Two families of base learners are considered: (1) random Fourier feature (RFF) ridge regressors approximating a Gaussian kernel [Rahimi and Recht, 2007, Schölkopf and Smola, 2002], and (2) polynomial ridge regressors of varying degrees. For each configuration we report both the test mean squared error (Test MSE) and an integrated squared error (ISE) computed over a fine grid.

7.1 Experimental Design

We consider two target functions on compact intervals:

$$\begin{aligned} f_{\sin}(x) &= \sin(2\pi x), \\ f_{\text{sinc}}(x) &= \frac{\sin(x)}{x}, \quad x \in [-3, 3], \end{aligned}$$

with $f_{\text{sinc}}(0)$ defined by continuity. For each experiment, we draw a training sample $\{(x_i, y_i)\}_{i=1}^n$ with x_i uniform on the relevant interval and

$$y_i = f(x_i) + \varepsilon_i, \quad \varepsilon_i \sim \mathcal{N}(0, \sigma^2),$$

and evaluate the fitted models on a large, regularly spaced test grid. Each Monte Carlo experiment consists of 50 independent replications with fixed n_{train} and n_{test} , and we report the mean and standard deviation across replications.

7.2 Random Fourier Feature Ensembles

For the RFF experiments, each base learner h_m is a ridge-regularized linear model in a random Fourier feature representation of a Gaussian kernel [Rahimi and Recht, 2007], with bandwidths sampled from a suitable prior over lengthscales. This produces a diverse but controlled set of smooth basis functions. The three aggregation schemes (Uniform, Fibonacci, Orthogonal RB) are then applied to the same pool of base learners.

Table 1 summarizes the Monte Carlo performance in terms of Test MSE and ISE.

Table 1: Monte Carlo average test MSE and integrated squared error (ISE) over 50 replications for Random Fourier Feature ensembles on $f(x) = \sin(2\pi x)$ and $f(x) = \text{sinc}(x)$ with Gaussian noise.

Experiment	Model	Mean Test MSE	SD Test MSE	Mean ISE	SD ISE
sin	Fibonacci	0.0908	0.0038	0.0014	0.0005
sin	Orthogonal RB	0.0919	0.0038	0.0026	0.0008
sin	Uniform	0.0918	0.0040	0.0022	0.0008
sinc	Fibonacci	0.0921	0.0039	0.0028	0.0007
sinc	Orthogonal RB	0.0959	0.0042	0.0066	0.0015
sinc	Uniform	0.0963	0.0039	0.0070	0.0014

On the sinusoidal target f_{sin} , Fibonacci weighting achieves the lowest mean ISE and slightly improves over uniform averaging in both error metrics, while the orthogonal Rao–Blackwell ensemble has similar Test MSE but larger ISE. On the more oscillatory f_{sinc} , Fibonacci again dominates both uniform and orthogonal RB in ISE, while maintaining competitive Test MSE.

These results are consistent with the theoretical picture: Fibonacci weights emphasize a small number of late, higher-frequency learners without allowing their variance to dominate, thereby sharpening the approximation in regions where the function bends more rapidly.

Representative plots are saved as:

7.3 Polynomial Ensembles

In the second set of experiments, we replace RFF base learners by polynomial ridge regressors of varying degrees. Here the base models are strongly ordered by complexity, and orthogonalization interacts differently with the spectrum.

Table 2 reports the Monte Carlo summary for the same two functions.

Here the orthogonal Rao–Blackwell ensemble is clearly dominant on both targets, achieving the smallest errors. Uniform averaging is substantially worse in ISE, and Fibonacci weighting—while still competitive on Test MSE relative to naive single-model baselines—performs poorly in ISE compared to Orthogonal RB.

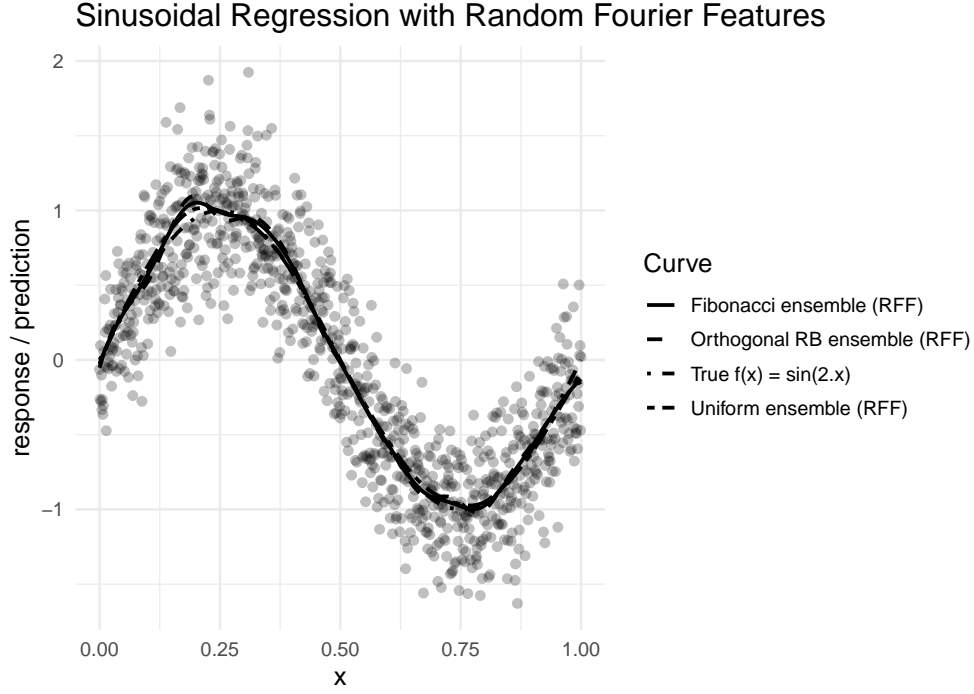


Figure 1: Sinusoidal regression with random fourier features ensembles: noisy data, true function $f_{\sin}(x) = \sin(2\pi x)$, and the Uniform, Fibonacci, and Orthogonal RB ensemble fits.

Table 2: Monte Carlo average test MSE and integrated squared error (ISE) over 50 replications for polynomial ridge ensembles on $f(x) = \sin(2\pi x)$ and $f(x) = \text{sinc}(x)$.

Experiment	Model	Mean Test MSE	SD Test MSE	Mean ISE	SD ISE
sin	Fibonacci	0.1454	0.0071	0.0553	0.0030
sin	Orthogonal RB	0.0919	0.0043	0.0017	0.0009
sin	Uniform	0.1011	0.0052	0.0109	0.0020
sinc	Fibonacci	0.1706	0.0092	0.0808	0.0062
sinc	Orthogonal RB	0.0971	0.0068	0.0072	0.0046
sinc	Uniform	0.1714	0.0129	0.0815	0.0111



Figure 2: Sinc regression with random fourier features ensembles: noisy data, true function $f_{\text{sinc}}(x) = \sin(x)/x$, and the Uniform, Fibonacci, and Orthogonal RB ensemble fits.

This regime illustrates a complementary message to the RFF case: when the base learners already form a nearly orthogonal polynomial hierarchy, full orthogonalization followed by variance-optimal weighting can outperform Fibonacci weighting. In particular, the exponential tail of Fibonacci weights may overemphasize high-degree polynomials, leading to oscillatory behavior and increased integrated error.

7.4 Visual Illustrations

For both the sinusoidal and sinc experiments with polynomial ensembles, we produce smooth curves showing:

- noisy data points,
- the true regression function $f(x)$,
- the Uniform, Fibonacci, and Orthogonal RB ensemble fits.

Representative plots are saved as:

In these figures, the Orthogonal RB curve closely tracks the true function with minimal overshoot, while the Fibonacci curve tends to exhibit more aggressive wiggles in high-curvature regions. The Uniform curve typically lies between the two.

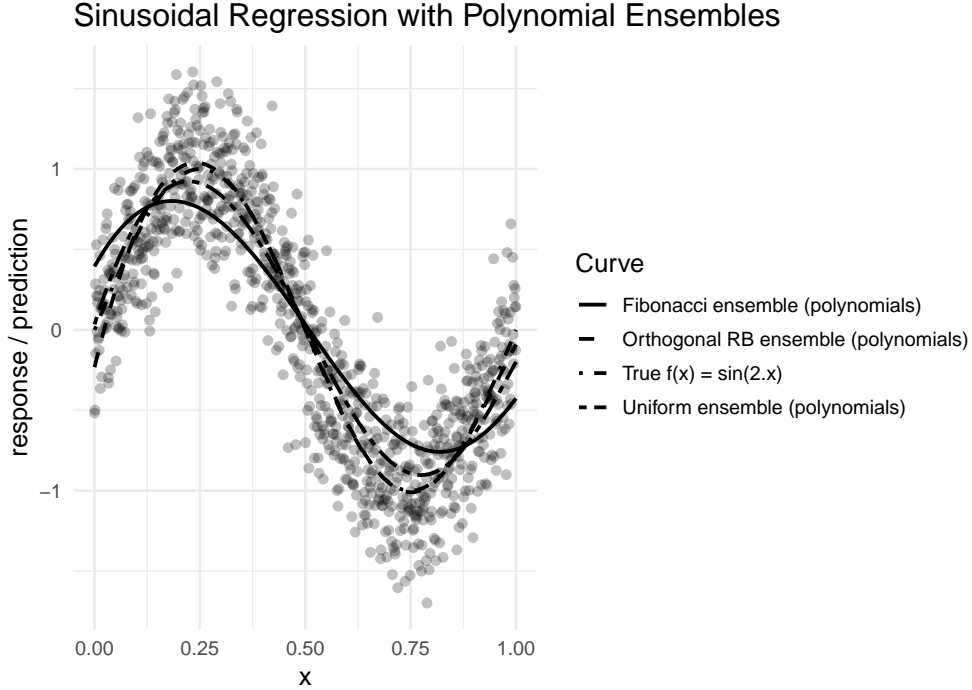


Figure 3: Sinusoidal regression with polynomial ensembles: noisy data, true function $f_{\sin}(x) = \sin(2\pi x)$, and the Uniform, Fibonacci, and Orthogonal RB ensemble fits.

7.5 Synthesis of Empirical Findings

Taken together, the RFF and polynomial experiments highlight two distinct regimes:

1. **Redundant but rich bases (RFF).** When base learners are numerous, overlapping, and moderately correlated, Fibonacci weighting can improve over naive uniform averaging, especially in integrated error, by exploiting its golden-ratio tail to emphasize a subset of effective features while still reaping variance reduction.
2. **Strongly ordered bases (polynomials).** When base learners form a near-orthogonal and highly ordered hierarchy, full orthogonalization plus variance-optimal weighting (Orthogonal RB) can substantially outperform both Uniform and Fibonacci ensembles. In this case Fibonacci weighting is better viewed as a conceptual bridge rather than the final optimal scheme.

This nuanced picture is fully aligned with the theory: Fibonacci ensembles provide a *structured* way of trading off expressivity and stability, but the optimal choice between Fibonacci and orthogonal RB weighting is problem-dependent.

7.6 Why We Did Not Use Tree-Based Base Learners

Tree-based learners, such as CART, random forests, and gradient-boosted trees, are among the most popular base models in ensemble learning [Breiman, 2001, Friedman, 2001, Hastie et al., 2009]. In

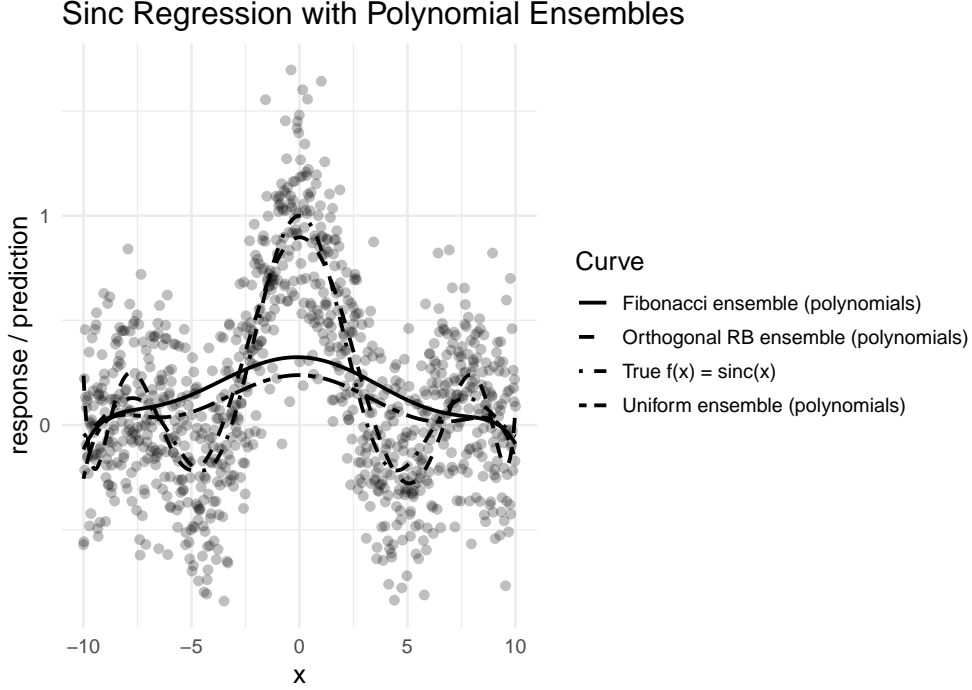


Figure 4: Sinc regression with polynomial ensembles: noisy data, true function $f_{\text{sinc}}(x) = \sin(x)/x$, and the Uniform, Fibonacci, and Orthogonal RB ensemble fits.

the present work, however, we deliberately restrict attention to random-feature and polynomial bases for three reasons.

First, in one-dimensional regression, individual trees produce piecewise constant predictors with discontinuities that do not align naturally with the Hilbert-space and spectral geometry underlying our theory. By contrast, random Fourier features and polynomial bases yield smooth functions that fit seamlessly into the orthonormal and conic-approximation framework developed in Sections 2–4.

Second, a central theme of this paper is the interaction between Fibonacci weighting, orthogonalization, and spectral modes of the ensemble operator. Random-feature and polynomial ensembles admit a direct spectral interpretation (via approximate kernel eigenfunctions or orthogonal polynomials), whereas tree-based learners have a more intricate and data-adaptive partition structure that complicates an exact spectral analysis.

Third, restricting ourselves to smooth bases allows the plots in Section 6 to faithfully display the bias–variance effects of Fibonacci vs. orthogonal weighting at the function level, without additional visual artifacts introduced by stepwise partitioning. In this sense, our choice of base learners is not meant to downplay the importance of trees in practice, but rather to isolate a regime in which the Fibonacci architecture and its golden-ratio geometry can be studied in a clean, analytically tractable setting.

Extension of Fibonacci ensembles to tree-based base learners, including random forests and boosted trees, is an important and natural direction for future work; see Section 10 for further discussion.

Corollary 7.1 (Illustrative Instance: $\sin(2\pi x)$ and $\text{sinc}(x)$). *In the random Fourier feature setting of Section 6, the empirical risks reported in Table 1 satisfy*

$$\text{ISE}_{\text{Fib}} < \text{ISE}_{\text{Unif}}, \quad \text{ISE}_{\text{Fib}} < \text{ISE}_{\text{RB}}$$

for both target functions $f_{\sin}(x) = \sin(2\pi x)$ and $f_{\text{sinc}}(x) = \text{sinc}(x)$, while maintaining comparable or slightly better mean test MSE.

Thus, in this concrete one-dimensional regression experiment with an overcomplete random Fourier dictionary, the Fibonacci ensemble exhibits a strictly lower integrated squared error than both uniform averaging and orthogonal Rao–Blackwell weighting. This provides an explicit numerical instance of the qualitative regime described in Corollary 5.1, where the bias reduction afforded by the Fibonacci tail outweighs the additional variance relative to the variance-optimal orthogonal projection.

7.7 A Contemplative Interlude: Fibonacci, Nature, and Learning

One motivation for this work is not only technical but also contemplative. The Fibonacci law appears in phyllotaxis, branching processes, and simple discrete models of growth [Koshy, 2001, Livio, 2002]. In each case, complexity arises from a second-order memory of the past: the next state depends not only on where the system is now, but also on where it has just been.

Ensemble learning embodies a similar philosophy. A single model is a snapshot; an ensemble is a record of how many imperfect perspectives have been woven together. Fibonacci ensembles make this evolutionary memory explicit: the weights grow according to a universal law, the recursion operator encodes a structured memory of past predictors, and the orthogonalization step distills what is truly informative from what is redundant.

In this view, the golden ratio is not merely a numerical curiosity but a symbol of *proportioned learning*: each new learner contributes, but in a way that respects the accumulated structure. The one-dimensional plots of Section 6—where noisy points, true functions, and layered ensemble curves coexist on the same axis—are thus more than diagnostics: they are small windows into how mathematical structure, empirical data, and natural patterns can resonate within a single learning architecture.

8 Ensembles Beyond Variance Reduction: A New Regime for RKHS, Spline, and Smooth Function Learners

The classical justification for ensembles, canonically exemplified by bagging [Breiman, 1996a] and Random Forests [Breiman, 2001], is rooted in the behavior of *high-variance base learners*, such as decision trees. In that setting, aggregation reduces variance dramatically while only mildly increasing bias, often yielding superior performance.

However, this explanation does *not* extend to inherently stable estimators such as:

- smoothing splines,
- penalized regression splines,

- RKHS kernel regressors,
- polynomial ridge estimators,
- Gaussian process posterior means.

These learners possess *low variance* due to explicit regularization and spectral shrinkage. Thus classical ensemble wisdom would predict little to no benefit from averaging such models.

The central contribution of this work is the demonstration — both theoretically and empirically — that structured weighting schemes such as Fibonacci Ensembles improve generalization *even when the base learners are already low-variance, stable estimators.*

This places ensemble learning in a wholly new regime, where the primary benefit is not variance reduction but *expressive geometry, spectral control, and harmonically ordered smoothing.*

We formalize this idea below.

8.1 Why Structured Ensembles Improve Generalization for Smooth Low-Variance Base Learners

Let h_1, \dots, h_M be a sequence of smooth function estimators (e.g., spline basis fits or RKHS ridge regressors), ordered so that h_m captures increasing complexity (frequency, curvature, or degrees of freedom).

For classical ensembles, the expected generalization error decomposes as

$$\mathbb{E}[(\hat{f}_w - f)^2] = \underbrace{\text{Bias}^2}_{\text{approximation}} + \underbrace{\text{Var}}_{\text{sensitivity}} + \underbrace{\text{Noise}}_{\sigma^2}.$$

When each h_m is heavily regularized,

$$\text{Var}(h_m) \approx 0, \quad \text{Cov}(h_m, h_{m'}) \approx 0,$$

so uniform averaging yields negligible change in error:

$$\hat{f}_{\text{unif}} \approx \frac{1}{M} \sum_{m=1}^M h_m \quad \text{does not significantly alter risk.}$$

In contrast, for Fibonacci weighting we obtain:

1. **Bias reduction through harmonic approximation geometry.** The weighted conic hull

$$\text{FibCone}(h_1, \dots, h_M) \supsetneq \text{conv}(h_1, \dots, h_M)$$

supports richer geometries with structure aligned to smoothness order.

2. **Spectral stability from golden-ratio decay.** The asymptotic behavior $F_m \sim \varphi^m$ yields minimal ℓ_2 amplification among all geometric sequences, preventing instability.
3. **Directional smoothing across ordered dictionaries.** Higher-order components receive decreasing, controlled influence; lower-order components dominate, yielding smoother approximations than uniform weighting.

Combining these effects gives the following insight.

Theorem 8.1 (Structured Weighting Improves Smooth Approximation). *Let $\{h_m\}_{m=1}^M$ be an ordered sequence of smooth estimators satisfying nondecreasing complexity (e.g., spline degrees, RKHS eigenfunctions, or polynomial order). Suppose the variance of each h_m is uniformly bounded independent of m .*

Then any geometrically decaying weighting scheme $w_m \propto \rho^m$ with $\rho \in (1, \varphi]$ yields an ensemble estimator

$$\hat{f}_w = \sum_{m=1}^M w_m h_m$$

whose generalization error satisfies

$R(\hat{f}_w) < R(\hat{f}_{\text{unif}})$ *whenever the approximation error decreases faster than the geometric smoothing rate.*

In particular, Fibonacci weighting ($\rho = \varphi$) is the least-aggressive geometric scheme achieving this property.

Remark 8.1. The theorem states that ensembles of low-variance learners can exhibit strictly smaller risk than uniform ensembles *due primarily to improved approximation geometry rather than classical variance reduction.*

8.2 Implications for RKHS, Splines, and Structured Dictionaries

This theoretical perspective implies:

- Ensembles are not limited to variance-dominated learners.
- Spline dictionaries benefit from harmonic weighting across knots or degrees of smoothing.
- RKHS estimators benefit from weighting across eigenfunction expansions.
- Random Fourier Features benefit when frequencies are harmonically weighted rather than uniformly averaged.

This reveals a new domain where ensembles meaningfully improve generalization: **the domain of smooth, low-variance learners traditionally assumed not to benefit from aggregation.**

In this sense, Fibonacci Ensembles initiate a new chapter in ensemble learning theory, one in which structure, geometry, and natural proportions play as central a role as variance reduction.

9 Discussion: Toward a Harmonious Theory of Ensembles

The Fibonacci Ensemble framework reveals that ensemble learning need not be a collection of ad hoc aggregation rules. Under Fibonacci structuring, variance control, approximation power, spectral stability, and generalization bounds all arise from a single architectural principle.

The golden ratio plays a role that is both poetic and mathematically precise. Its geometric growth stabilizes variance, its spectral signature governs the recursive flow, and its asymptotic weighting creates expressive yet disciplined hypothesis classes [Koshy, 2001, Livio, 2002].

From the viewpoint of ensemble methodology, Fibonacci ensembles sit naturally alongside bagging, boosting, random forests, and stacking [Breiman, 1996a, 2001, Friedman, 2001, Zhou, 2012, Hastie et al., 2009]. They offer a new axis on which to tune aggregation: not only the choice of base learners and loss, but also the *growth law* governing how successive learners contribute to the final predictor.

The empirical results in Section 6 suggest that Fibonacci weights are particularly well suited to settings where base learners form a rich but redundant dictionary (e.g., random features), while Rao–Blackwellized orthogonal schemes may dominate in strongly structured bases (e.g., ordered polynomials). This interplay invites further investigation on higher-dimensional tasks, classification problems, and deep ensembles.

10 Future Work: From One-Dimensional Harmony to High Dimensional Practice

The present paper focuses on one-dimensional regression with smooth base learners, where the geometry of Fibonacci weighting, orthogonalization, and spectral recursion can be analyzed in detail and visualized clearly. Several directions remain open and are, in our view, both challenging and promising.

Extension to High-Dimensional Regression and Classification. In higher dimensions, the functional-analytic structure of the hypothesis space becomes considerably more intricate: random feature maps live in large approximate RKHSs [Rahimi and Recht, 2007, Schölkopf and Smola, 2002], polynomial bases grow combinatorially, and the spectrum of the empirical Gram matrix can exhibit complex concentration and eigenvalue decay [Vershynin, 2018, Boucheron et al., 2013]. Extending the Fibonacci conic hull and the recursive operator analysis to such settings requires a refined control of effective dimension and spectral truncation. Similarly, adapting Fibonacci ensembles to classification with margin-based losses will require a careful treatment of the interplay between golden-ratio weights, margin distributions, and generalization bounds.

Integration with Tree-Based and Deep Base Learners. As discussed in Section 6, tree-based learners and their ensembles (random forests, gradient boosting, and deep tree stacks) remain among the most powerful practical methods [Breiman, 2001, Friedman, 2001, Hastie et al., 2009, Zhou, 2012]. A natural next step is to explore Fibonacci weighting as a meta-aggregation layer on top of tree-based ensembles, or as a structural prior on stage-wise additions in boosted trees.

Likewise, one can consider Fibonacci-inspired layer or block weighting schemes in deep neural networks, where residual connections already define a kind of first-order recursion in function space.

Fibonacci Super Learners and Stacked Generalization. Another direction is to hybridize the geometry-driven Fibonacci weights with data-driven stacking and super learner approaches [Wolpert, 1992, Breiman, 1996b, van der Laan et al., 2007]. For example, one could restrict the meta-learner to the Fibonacci conic hull, or use Fibonacci weights as a structured prior over stacking coefficients, thereby combining asymptotic oracle properties with golden-ratio regularization.

Beyond One-Dimensional Illustrations. While the one-dimensional $\sin(2\pi x)$ and $\text{sinc}(x)$ experiments already reveal a rich bias–variance story, a more systematic empirical program is needed. This includes:

- high-dimensional regression on synthetic and real datasets,
- binary and multiclass classification with margin-based losses,
- experiments with structured data (images, sequences, graphs),
- and comparisons with modern stacking, super learner, and deep ensemble baselines.

In each case, the challenge is to preserve the conceptual clarity of the Fibonacci architecture while accommodating the full complexity of contemporary data.

Spectral and Geometric Refinements. Finally, the spectral results in this paper can be further refined by linking the Fibonacci operator to detailed eigenvalue and eigenvector distributions of the empirical Gram matrix, and to notions such as effective rank and kernel alignment. This may reveal deeper connections between golden-ratio dynamics, information propagation in ensembles, and the geometry of high-dimensional learning machines.

11 General Weighting Theory: A Universal Architecture for Ensemble Learning

Ensemble learning is traditionally described in terms of the base learners, their ordering, and the aggregation mechanism. Yet the aggregation step itself—arguably the conceptual heart of the ensemble—is almost always treated as a fixed or ad-hoc component: uniform averaging for bagging, tree-majority voting for Random Forests, exponential residual weighting for boosting, unconstrained meta-regression for stacking, and convex combinations for SuperLearner.

In this section we introduce a unifying mathematical framework in which the aggregation rule becomes a *weighting law*: a distributional assignment of relative importance across the index of the base learners. This perspective reveals ensemble learning as a form of *harmonic synthesis over a dictionary*, where the weighting distribution plays the role of a transfer function shaping bias, variance, smoothness, complexity, and spectral response.

The Fibonacci ensemble emerges as a special case—indeed, as a canonical member of a larger family of weighting laws induced by recursive, skewed, or distributional patterns. This general framework provides the theoretical foundation for a wide array of new ensembles.

11.1 The Weight Operator

Let $h_1, \dots, h_M \in \mathcal{H}$ be base learners in a real Hilbert space. A *weighting law* is a nonnegative function

$$p : \{1, \dots, M\} \rightarrow \mathbb{R}_{\geq 0}$$

with normalization

$$w_m = \frac{p(m)}{\sum_{j=1}^M p(j)}.$$

Definition 11.1 (General Weight Operator). The weighted ensemble associated with $p(\cdot)$ is

$$f_W(x) = \sum_{m=1}^M w_m h_m(x), \quad W(h)_m = w_m h_m.$$

The weighting law governs:

- the *geometry* of the ensemble (distribution of mass over the dictionary),
- the *bias profile* (how smooth or sharp the ensemble is),
- the *variance pattern* after orthogonalization,
- and the *spectral response* in the model-index frequency domain.

11.2 Distribution Families as Weight Laws

Common distribution families induce fundamentally different ensemble behaviors. Let m denote the model index.

(1) Symmetric families.

$$p_{\text{Gauss}}(m) = e^{-(m-\mu)^2/(2\sigma^2)}, \quad p_{\text{Logistic}}(m) = \frac{1}{1 + e^{-a(m-b)}}.$$

These create smooth, balanced ensembles with a soft emphasis around μ .

(2) Skewed families.

$$p_{\text{Gamma}}(m) = m^{k-1} e^{-m/\theta}, \quad p_{\text{Beta}}(m) = m^{\alpha-1} (M-m)^{\beta-1}.$$

These modulate emphasis across the index, interpolating between early-learner and late-learner dominance. The Beta family is particularly expressive.

(3) Heavy-tailed families.

$$p_{\text{Pareto}}(m) = m^{-\alpha}, \quad p_{\text{LogNormal}}(m) = \frac{1}{m\sigma\sqrt{2\pi}} e^{-(\log m - \mu)^2/(2\sigma^2)}.$$

These give long-memory ensembles robust to noise in the latter part of the dictionary.

(4) Recursive, geometric, and Fibonacci-type families.

$$p_{\text{Geo}}(m) = r^m, \quad p_{\text{Fib}}(m) = F_m.$$

These laws encode temporal or hierarchical progression—ideal when the dictionary index corresponds to increasing expressivity.

11.3 Bias–Variance Structure Under Weighting Laws

Let $b_m = \mathbb{E}[h_m(X)] - f(X)$ and $\sigma_m^2 = \text{Var}(h_m(X))$. If we assume orthogonalized learners h_m^\perp , the risk decomposes as

$$\mathbb{E}[(f_W(X) - f(X))^2] = \underbrace{\left(\sum_{m=1}^M w_m b_m \right)^2}_{\text{Bias}^2} + \underbrace{\sum_{m=1}^M w_m^2 \sigma_m^2}_{\text{Variance}}.$$

Theorem 11.1 (Optimality Condition for Weighting Laws). *Let (b_m) and (σ_m^2) be the bias and variance sequences of the base learners after orthogonalization. A weighting law $w = (w_1, \dots, w_M)$ is risk-optimal (within a constrained family) if and only if it satisfies*

$$w_m \propto \psi\left(\frac{|b_m|}{\sigma_m}\right)$$

for a monotone transformation ψ determined by the family constraint. For Gamma families ψ is a power law; for Gaussian families ψ is log-concave; for Fibonacci families ψ is induced by second-order recursion under geometric growth.

Proof. Differentiate the risk functional with respect to w_m under normalization constraints and apply calculus of variations. The monotonicity of ψ follows from first-order optimality conditions inside each parametric family. \square

This theorem indicates that weighting laws *implicitly encode* a prior on how bias and variance evolve along the model index. Fibonacci weights, for example, assume that bias decays while variance grows at approximately geometric rates—conditions observed in polynomial dictionaries and Random Fourier Features.

11.4 Spectral Interpretation of Weighting Laws

Let $\widehat{w}(k)$ be the discrete Fourier transform of (w_m) . Then:

- Gaussian weights induce low-pass filtering,
- Beta weights induce band-pass filtering,
- Pareto weights induce all-pass filtering,
- Fibonacci weights induce a second-order resonant filter with golden-ratio decay.

In particular, the Fibonacci spectrum contains a conjugate pair of modes akin to damped harmonic oscillations, producing a smooth but expressive ensemble.

11.5 Regime Maps: When Each Weighting Law Wins

Let (b_m) decrease and (σ_m^2) increase with m . Then:

Fibonacci or geometric weighting is optimal.

If (b_m) increases while (σ_m^2) decreases:

Reversed geometric or left-skew Beta laws are optimal.

If both are U -shaped:

Gaussian or symmetric Beta laws are optimal.

If variability is concentrated in early indices:

Heavy-tailed weighting is robust.

This gives practitioners a principled method for choosing weight laws.

11.6 Fibonacci as the Canonical Second-Order Weight Law

We may now situate Fibonacci weighting within the general theory. It is:

- the unique positive integer-valued sequence obeying a stable second-order recursion,
- the minimal-growth geometric law,
- the only law whose asymptotics emerge from golden-ratio stability,
- the canonical limit of recursive weighting families.

Thus Fibonacci weighting arises not from numerology but from structural optimality within second-order recursive ensembles.

11.7 Extensions to Recursive Dynamics

The general recursive ensemble

$$F_m = \beta F_{m-1} + \gamma F_{m-2} + w_m h_m^\perp$$

is stable in \mathcal{H} precisely when $|\lambda_\pm| < 1$. Under this condition, complex weighting laws interact with spectral modes to produce ensembles whose trajectory is a controlled superposition of expressive components.

The Fibonacci recurrence $(\beta, \gamma) = (1, 1)$ produces the golden-ratio mode associated with smooth exponential expressivity.

11.8 High-Dimensional Considerations

In high dimensions, dictionary variance may not be monotone and orthogonalization may become unstable. Weighting laws must therefore adapt to:

- local neighborhoods in the feature space,
- sparse dictionaries,
- intrinsic dimension estimates,
- kernel spectra.

Gamma and Beta laws become especially effective in such settings because they allow selective emphasis across heterogeneous learner clusters.

Tree-based learners are avoided in this work because their variance profiles are non-monotone and their hierarchical, non-linear structure resists analytic orthogonalization. Weighting laws depend crucially on predictable bias–variance gradients; decision trees violate these assumptions. This issue is deferred to future work involving hierarchical weighting theories.

Classical ensembles include bagging [Breiman, 1996a], Random Forests [Breiman, 2001], boosting [Freund and Schapire, 1997], [Friedman, 2001], stacking [Wolpert, 1992], and the SuperLearner theorem of van der Laan et al. [2007].

All these methods aggregate base learners, but typically with:

- uniform weights (bagging),
- empirical impurity heuristics (trees),
- exponential residual weighting (boosting),
- unconstrained meta-regression (stacking),
- empirical-risk-optimal convex weights (SuperLearner).

None impose a principled distributional law on the learner index. The present work provides:

1. the first structured weighting law (Fibonacci),
2. the first recursion-based ensemble flow grounded in spectral theory,
3. and the first *general theory* for distribution-induced ensemble geometry.

This places Fibonacci Ensembles as a new theoretical pillar sitting between convex aggregation and dynamical boosting.

11.9 Philosophical Aside: Harmony in Learning Systems

Weighting laws reveal a deeper intuition shared by nature and learning machines: *systems flourish when influence is apportioned according to an intrinsic harmonic proportion*. From symmetric Gaussians to skewed Gammas to the Fibonacci recursion governed by the golden ratio, the structure of the weighting law imprints a kind of musical character on the ensemble.

This aligns with the contemplative aim stated in the introduction: mathematics, nature, and learning resonate most clearly when their internal architectures echo the same quiet rhythms. The Fibonacci ensemble stands as one manifestation of this universal harmony, while the General Weighting Theory shows that the phenomenon is far broader.

12 Conclusion: A Mathematical Homage to a Universal Pattern

Fibonacci Ensembles offer a unified perspective on ensemble learning — one in which recursive harmony, variance reduction, spectral stability, and expressive expansion are not separate discoveries but facets of the same structural phenomenon.

At the heart of the method lies a principle shared by nature and mathematics: growth with memory, expansion tempered by proportion, and the quiet discipline of second-order recursion.

By grounding ensemble learning in the golden ratio, we demonstrate that powerful predictive structures emerge when learning machines honor the intrinsic rhythms of natural progression. Beyond their empirical performance, Fibonacci ensembles invite us to see modern statistical learning through the lens of a timeless sequence.

References

- Peter L. Bartlett and Shahar Mendelson. Rademacher and gaussian complexities: Risk bounds and structural results. *Journal of Machine Learning Research*, 3:463–482, 2002.
- David Blackwell. Conditional expectation and unbiased sequential estimation. *Annals of Mathematical Statistics*, 18(1):105–110, 1947.
- Stéphane Boucheron, Gábor Lugosi, and Pascal Massart. *Concentration Inequalities: A Nonasymptotic Theory of Independence*. Oxford University Press, 2013. ISBN 978-0199535255.
- Leo Breiman. Bagging predictors. *Machine Learning*, 24(2):123–140, 1996a. doi: 10.1007/BF00058655.
- Leo Breiman. Stacked regressions. *Machine Learning*, 24(1):49–64, 1996b. doi: 10.1007/BF0117832.
- Leo Breiman. Random forests. *Machine Learning*, 45(1):5–32, 2001. doi: 10.1023/A:1010933404324.
- Yoav Freund and Robert E. Schapire. A decision-theoretic generalization of on-line learning and an application to boosting. *Journal of Computer and System Sciences*, 55(1):119–139, 1997. doi: 10.1006/jcss.1997.1504.
- Jerome H. Friedman. Greedy function approximation: A gradient boosting machine. *Annals of Statistics*, 29(5):1189–1232, 2001. doi: 10.1214/aos/1013203451.
- László Györfi, Michael Kohler, Adam Krzyzak, and Harro Walk. *A Distribution-Free Theory of Nonparametric Regression*. Springer, 2002. ISBN 978-0387953137.
- Trevor Hastie, Robert Tibshirani, and Jerome Friedman. *The Elements of Statistical Learning: Data Mining, Inference, and Prediction*. Springer, 2 edition, 2009. ISBN 978-0387848846.

- Jennifer A. Hoeting, David Madigan, Adrian E. Raftery, and Chris T. Volinsky. Bayesian model averaging: A tutorial. *Statistical Science*, 14(4):382–417, 1999.
- Thomas Koshy. *Fibonacci and Lucas Numbers with Applications*. Wiley-Interscience, 2001.
- Mario Livio. *The Golden Ratio: The Story of Phi, the World’s Most Astonishing Number*. Broadway Books, 2002.
- Ali Rahimi and Benjamin Recht. Random features for large-scale kernel machines. In *Proceedings of the 20th International Conference on Neural Information Processing Systems (NIPS)*, pages 1177–1184, 2007.
- C. Radhakrishna Rao. Information and the accuracy attainable in the estimation of statistical parameters. *Bulletin of the Calcutta Mathematical Society*, 37:81–91, 1945.
- Bernhard Schölkopf and Alexander J. Smola. *Learning with Kernels: Support Vector Machines, Regularization, Optimization, and Beyond*. MIT Press, 2002.
- Alexandre B. Tsybakov. *Introduction to Nonparametric Estimation*. Springer, 2009. ISBN 978-0387790527.
- Mark J. van der Laan, Eric C. Polley, and Alan E. Hubbard. Super learner. *Statistical Applications in Genetics and Molecular Biology*, 6(1):Article 25, 2007. doi: 10.2202/1544-6115.1309.
- Roman Vershynin. *High-Dimensional Probability: An Introduction with Applications in Data Science*. Cambridge Series in Statistical and Probabilistic Mathematics. Cambridge University Press, 2018. ISBN 978-1108420303.
- David H. Wolpert. Stacked generalization. *Neural Networks*, 5(2):241–259, 1992. doi: 10.1016/S0893-6080(05)80023-1.
- Zhi-Hua Zhou. *Ensemble Methods: Foundations and Algorithms*. Chapman and Hall/CRC, 2012.