

NOWA: Null-space Optical Watermark for Invisible Capture Fingerprinting and Tamper Localization

Edwin Vargas^{1*} Jhon Lopez² Henry Arguello² Ashok Veeraraghavan¹

¹Rice University ²Universidad Industrial de Santander

*edwin.vargas@rice.edu

Abstract

Ensuring the authenticity and ownership of digital images is increasingly challenging as modern editing tools enable highly realistic forgeries. Existing image protection systems mainly rely on digital watermarking, which is susceptible to sophisticated digital attacks. To address this limitation, we propose a hybrid optical-digital framework that incorporates physical authentication cues during image formation and preserves them through a learned reconstruction process. At the optical level, a phase mask in the camera aperture produces a Null-space Optical Watermark (NOWA) that lies in the Null Space of the imaging operator and therefore remains invisible in the captured image. Then, a Null-Space Network (NSN) performs measurement-consistent reconstruction that delivers high-quality protected images while preserving the NOWA signature. The proposed design enables tamper localization by projecting the image onto the camera’s null space and detecting pixel-level inconsistencies. Our design preserves perceptual quality, resists common degradations such as compression, and establishes a structural security asymmetry: without access to the optical or NSN parameters, adversaries cannot forge the NOWA signature. Experiments with simulations and a prototype camera demonstrate competitive performance in terms of image quality preservation, and tamper localization accuracy compared to state-of-the-art digital watermarking and learning-based authentication methods.

1. Introduction

We live in an era dominated by digital media, where images and videos have become a primary medium for communication, documentation, and evidence. At the same time, the technological advances that facilitate this ubiquity have also enabled the creation, manipulation, and dissemination of digital images and videos with unprecedented ease, eroding trust in visual media. From generative editing tools to large-scale diffusion models, synthetic forgeries can now

mimic reality with alarming fidelity, prompting the increasingly common question: *Is this real or AI?*. For instance, a deepfake video of Ukrainian President Volodymyr Zelenskyy in 2022, demonstrates how fake or doctored media artifacts can significantly degrade peoples’ trust in digital media today. Further, this highlights the urgent need for robust image and video forensic methods to detect and counteract media attacks.

Most existing protection methods rely on *digital watermarking* [13, 25, 71], which embeds imperceptible codes into images for later verification. However, most of these techniques are applied post-capture, making them susceptible to removal or degradation through common editing or compression processes. To overcome this limitation, *optical watermarking* embeds authentication cues at the point of image formation [20, 23, 62], offering hardware-level protection. Prior optical watermarking systems have been engineered with a focus on robustness, aiming to preserve watermark integrity under various transformations such as printing, scanning, and lossy compression. However, these systems often rely on complex hardware configurations, including structured light projection and tightly calibrated camera setups [22, 37, 42, 62], which can be costly, and difficult to deploy.

While robustness is desirable in copyright protection and media tracing, it can be counterproductive in security tasks that demand sensitivity to even minimal tampering. *Fragile watermarking* addresses this need by making the watermark highly sensitive to changes, supporting pixel-level integrity verification [44, 53, 67]. However, fragile watermarking remains largely underexplored in the optical domain. Recent efforts [4] using coded apertures begin to bridge this gap by embedding imperceptible optical signatures but exhibit a notably low image quality and only offer a binary authenticity verification without the ability to localize tampering.

Every camera inherently leaves a unique optical signature in its images arising from the physics of its lenses, apertures, and sensors. We leverage this intrinsic property for authentication by introducing a custom phase mask (PM) in

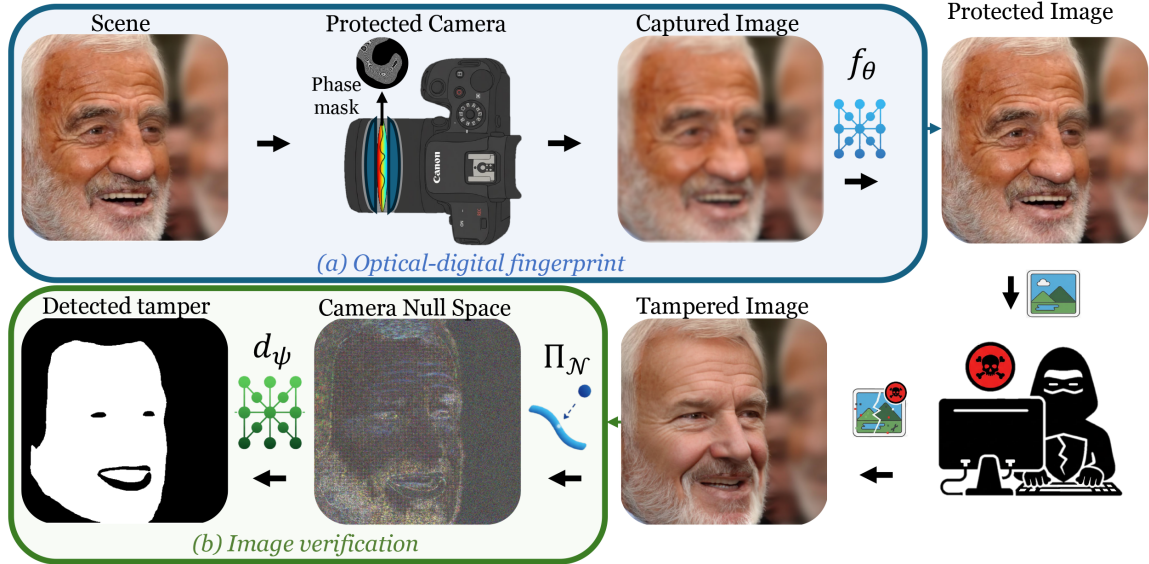


Figure 1. **A hybrid physical-digital pipeline for fragile authentication.** (a) *Optical-digital fingerprint*: A phase mask (PM) in the camera aperture optically encodes the scene, embedding a unique physical signature before digitization. A neural network f_θ reconstructs high-quality protected images by recovering the information hidden in the camera’s null space \mathcal{N} . (b) *Image verification*: The tested image is projected onto \mathcal{N} to obtain a *signature map* revealing the embedded optical fingerprint. A detector d_ψ analyzes this map to detect and localize tampering, by distinguishing predictable system noise from adversarial errors, confirming integrity at the pixel level.

the optical path of the camera to transform the natural optical signature into a deterministic and verifiable physical-layer watermark embedded during image formation and before the digital life cycle. Unlike post-capture digital watermarks, this optical encoding cannot be removed or accurately reproduced without knowledge of the exact hardware configuration. Additionally, this subtle and spatially distributed modulation by the PM enables the use of compact, standard imaging devices under everyday incoherent illumination, eliminating the need for complex holographic systems or specialized lighting. However, operating solely in raw optical encoded data presents two key challenges: 1) the encoded images exhibit inherent blur, making them unsuitable for direct visualization or conventional image processing, and 2) access to raw sensor data could allow adversaries to spoof or reverse-engineer the optical signature. These limitations motivate the integration of a learned digital component that restores image quality while preserving the underlying physical signature.

Here, we introduce a **hybrid optical–digital** framework that unifies the PM encoding with learned digital processing for end-to-end image protection. This integration allows our system to proactively embed optical authentication cues at the moment of capture while preserving the visual characteristics expected from end-consumer imaging devices. More precisely, our approach builds on the observation that the null space of the imaging operator defined by the PM contains information that is optically unmeasurable but mathematically defined. We exploit this property to em-

bed a *Null-space Optical Watermark (NOWA)* that is invisible during capture and recoverable only through the camera’s forward model. To restore high quality protected images, we use a Null-Space Network (NSN) [52]. The NSN learns the inverse optical mapping with measurement consistency, ensuring reconstructions preserve the NOWA. This design creates a built-in *security asymmetry*: without the optical parameters and trained NSN parameters, the NOWA signature cannot be forged.

Furthermore, our hybrid design enables flexible and high-accuracy verification via a two-stage mechanism: isolating the unique optical signature through a null space projection of the designed camera and classifying tampering with a dedicated neural network. We evaluate our approach using different attack scenarios in simulations demonstrating competitive performance in terms of image quality preservation (PSNR, SSIM), and tamper localization accuracy compared to state-of-the-art digital watermarking and learning-based authentication methods. We translate our digital designed phase mask to hardware and demonstrate in real experiments high quality protected images.

2. Related Work

Optical Watermarking. *Optically Coded Capture.* Several works explore embedding authentication cues directly in the optical domain. Ma et al. [36] introduce physical refractive objects (*totems*) whose captured regions act as coarse signatures for manipulation detection. Ptychography-based phase encoding enables optical wa-

termarking using single-shot and non-mechanical setups [37, 62]. Naturally occurring chromatic aberrations can also serve as intrinsic encoders [40], revealing forged regions through aberration inconsistencies. Sensor-level fingerprints have been explored via pattern noise [35] and learned noise residuals [8], enabling device-specific forgery localization.

Coded Illumination. Watermarks can also be embedded via structured lighting. Controlled illumination schemes [21, 22, 56] and noise-coded illumination [42] enable spatial and temporal forgery detection. Related works extend this to single-pixel imaging [63], display-based encoding [15], and time-varying illumination for simultaneous imaging and concealment [64].

Optical Coding for Encryption. Optical encryption methods [48] and hardware-based key systems such as OpEnCam [28] encode scenes using proprietary masks, ensuring decryption only with known hardware keys. Similarly, color-coded apertures [4] embed authentication signatures during capture, though at the cost of degraded image quality.

Digital Watermarking. Deep learning has transformed digital watermarking by improving both imperceptibility and robustness. HiDDeN [72] first introduced an end-to-end encoder–decoder for data embedding and recovery, followed by flow-based generative models [12, 38] that exploit invertibility for high-fidelity watermark extraction. Differentiable augmentations during training, such as JPEG compression and realistic perturbations, enhance robustness to signal distortions [2, 11, 31, 60]. Self-supervised embedding further improves watermark security [14]. Recent efforts focus on watermark resilience under AI-generated content (AIGC). Robust-Wide [19] and VINE [33] use diffusion models [50] for robust watermark recovery under text-guided edits, albeit with high computational cost. Proactive watermarking introduces identity-sensitive and tamper-aware encoding [70], shifting from passive protection to active defense. EditGuard [68] extends this idea by unifying copyright verification with tamper localization through dual-invisible watermarks, while OmniGuard [69] generalizes the approach to high-resolution, manipulation-aware scenarios.

Computational Photography. The co-design of optics and algorithms is at the core of computational photography. This paradigm has been vastly accelerated by modern automatic differentiation programming tools [1, 46], which enable the implementation of fully differentiable pipelines. This approach has driven innovation across numerous applications, including color imaging and demosaicing [5], extended depth of field [54], depth imaging [6, 32, 61], spectral imaging [3, 57, 58], high dynamic range (HDR) imaging [41], image classification [7, 43], microscopy [24] and

many others. Our work extends this end-to-end optimization technique for the purpose of authentication.

3. Method

We propose an authentication method that relies on the advantages of a physical and digital solution. Our proposed hybrid authentication system integrates optical front-end engineering with a Null-Space Network to form a differentiable end-to-end pipeline. The light propagation through the optical system is simulated using Fourier optics [16, 27, 61], enabling the joint optimization of both the optical parameters and the neural network for the authentication task. Mathematically, the proposed hybrid watermarked image is

$$\mathbf{x}_p = f_\theta(g_\phi(\mathbf{x})), \quad (1)$$

where $\mathbf{x} \in \mathbb{R}^n$ denotes the input scene, $g_\phi(\cdot)$ models the optical image formation process using a phase mask parameterized by ϕ , $f_\theta(\cdot)$ is the reconstruction NSN with parameters θ , responsible for processing the optical encoded images and finally obtain the protected image $\mathbf{x}_p \in \mathbb{R}^n$. Following reconstruction, the final stage of our pipeline is a verification mechanism that operates on the protected image \mathbf{x}_p to detect and localize tampering at the pixel level. In the following, we present more details about the imaging model, NSN, and tamper detection and localization.

3.1. Imaging Model

Our optical system g_ϕ consists of a conventional imaging lens combined with a custom phase mask positioned at the pupil plane. The combined effect of the lens and the phase mask defines the system’s point spread function (PSF), which encodes a unique physical signature into every captured image. In the paraxial regime, the corresponding phase shift imparted by the convex lens thickness profile with focal length f and wavelength-dependent refractive index $n(\lambda)$ produces the lens transmission function [17]:

$$t_L(x, y) = \exp\left(-i \frac{k}{2f}(x^2 + y^2)\right), \quad (2)$$

with $k = 2\pi/\lambda$ denoting the wavenumber and (x, y) the spatial coordinates on the normalized pupil plane. To model the additional modulation introduced by the engineered phase mask, we define a spatially varying height profile $h_\phi(x, y)$ that produces a wavelength-dependent phase delay

$$\phi_M(x, y) = k(n_M(\lambda) - 1)h_\phi(x, y), \quad (3)$$

where $n_M(\lambda)$ is the refractive index of the mask material. The corresponding transmission function of the mask is then

$$t_M(x, y) = \exp(i\phi_M(x, y)). \quad (4)$$

The combined pupil function of the lens-phase mask optical system is given by

$$P(x, y) = A(x, y) t_L(x, y) t_M(x, y), \quad (5)$$

where $A(x, y)$ is an aperture function that equals 1 within the open pupil and 0 elsewhere. Given an input optical field $U_{\text{in}}(x, y)$ incident on the pupil, the modulated field immediately after the lens-mask assembly is

$$U_{\text{out}}(x, y) = P(x, y) U_{\text{in}}(x, y). \quad (6)$$

This field then propagates a distance s to the sensor plane according to the angular spectrum propagation model [17] resulting in

$$U_{\text{sensor}}(x', y') = \mathcal{F}^{-1} \{ \mathcal{F} \{ U_{\text{out}}(x, y) \} \cdot H_s(f_x, f_y) \}, \quad (7)$$

$$\text{with } H_s(f_x, f_y) = \exp \left[i k s \sqrt{1 - (\lambda f_x)^2 - (\lambda f_y)^2} \right],$$

(f_x, f_y) denote spatial frequency coordinates, $\mathcal{F}\{\cdot\}$ and $\mathcal{F}^{-1}\{\cdot\}$ denote the forward and inverse 2D Fourier transforms, and x', y' denote the spatial coordinates on the sensor plane. Finally, the sensor measures light intensity, and the wavelength-specific PSF is given by

$$p_{\phi, \lambda}(x', y') = |U_{\text{sensor}}(x', y')|^2. \quad (8)$$

Given this formulation, the sensor measurement in the color channel centered at wavelength λ , i.e., $\mathbf{y}_\lambda \in \mathbb{R}^n$, can be approximated as the convolution between the input scene \mathbf{x}_λ and the engineered PSF

$$\mathbf{y}_\lambda = g_\phi(\mathbf{x}_\lambda) = \mathbf{x}_\lambda * \mathbf{p}_{\phi, \lambda} + \mathbf{n}, \quad (9)$$

where $*$ is the convolution operator, $\mathbf{p}_{\phi, \lambda}$ is the vector representation of the the PSF, and $\mathbf{n} \in \mathbb{R}^n$ models additive noise. The design parameters ϕ directly control the optical response through $h_\phi(x, y)$, enabling programmable modulation of the image formation process. This Fourier optics formulation follows the standard treatment in computational imaging and phase mask design [16, 27, 61]. For clarity, we henceforth omit the wavelength subscript and assume each color channel is processed independently.

PSF Parameterization. To ensure smoothness and manufacturability of the designed phase mask, we parameterize the height profile $h_\phi(u, v)$ using a truncated expansion of *Zernike polynomials*:

$$h_\phi(x, y) = \sum_{k=1}^K \phi_k Z_k(x, y), \quad (10)$$

where $Z_k(x, y)$ denotes the k -th Zernike mode and ϕ_k its corresponding coefficient. This parameterization constrains

the optimization space to physically realizable surfaces while maintaining differentiability for end-to-end learning. The coefficients ϕ_k are optimized jointly with the digital reconstruction network through gradient-based optimization, allowing the optical and computational components to co-adapt for optimal image authentication performance.

3.2. Null-Space Networks for Reconstruction and Authentication

In computational imaging, the measurement process in (9) can be modeled as

$$\mathbf{y} = \mathbf{A}_\phi \mathbf{x} + \mathbf{n}, \quad (11)$$

where \mathbf{A}_ϕ encodes the optical forward model determined by phase mask and aperture parameters ϕ . Due to diffraction and sampling limits, \mathbf{A}_ϕ is ill-conditioned, meaning that only part of the signal is observable, while information in its null space,

$$\mathcal{N}(\mathbf{A}_\phi) = \{ \mathbf{z} \mid \mathbf{A}_\phi \mathbf{z} = 0 \},$$

is completely invisible to the sensor. We exploit this unobservable subspace to embed a *Null-space Optical Watermark (NOWA)* that is invisible in the optical encoded image and cannot be imitated without access to \mathbf{A}_ϕ . However, the encoded images are not directly usable for final users, and any standard reconstruction algorithm would treat the NOWA as noise and remove it. Therefore, we use a Null-Space Network (NSN) [51] designed to both reconstruct an accurate image and recover lost information in \mathcal{N} . More precisely, given a regularized estimate $\hat{\mathbf{x}}_r = r(\mathbf{y}) \in \mathcal{N}(\mathbf{A}_\phi)^\perp$, obtained via a regularized inverse (e.g., pseudoinverse, Tikhonov, or Wiener deconvolution), the NSN recovers a protected image defined as

$$\mathbf{x}_p = f_\theta(\hat{\mathbf{x}}_r) = \hat{\mathbf{x}}_r + \Pi_{\mathcal{N}} \mathcal{U}_\theta(\hat{\mathbf{x}}_r), \quad (12)$$

where $\Pi_{\mathcal{N}} = \mathbf{I} - \mathbf{A}_\phi^\dagger \mathbf{A}_\phi$ is the orthogonal projector onto \mathcal{N} . This formulation enforces strict measurement consistency, $\mathbf{A}_\phi f_\theta(\hat{\mathbf{x}}_r) = \mathbf{A}_\phi \hat{\mathbf{x}}_r = \mathbf{y}$, while allowing the learned network \mathcal{U}_θ to populate the unobservable components. In this sense, the null space provides a mathematically secure embedding channel: its energy is annihilated by \mathbf{A}_ϕ but recoverable through projection $\Pi_{\mathcal{N}}$. Any modification to \mathbf{x}_p that is inconsistent with $\mathcal{N}(\mathbf{A}_\phi)$ can be detected by re-projecting the image and analyzing the residual null-space statistics. This observation forms the foundation of our detection and localization pipeline, which is described in the following section.

3.3. Tamper Detection and Localization

The authentication stage of our framework operates entirely in the null-space domain defined by \mathbf{A}_ϕ . Given a protected

reconstruction \mathbf{x}_p , we extract a raw *signature map* by projecting it onto the null space of \mathbf{A}_ϕ

$$\mathbf{s} = \Pi_{\mathcal{N}}(\mathbf{x}_p) = \Pi_{\mathcal{N}}\mathcal{U}_\theta(\hat{\mathbf{x}}_r), \quad (13)$$

where we use that $\Pi_{\mathcal{N}}(\hat{\mathbf{x}}_r) = \mathbf{0}$ for $\hat{\mathbf{x}}_r \in \mathcal{N}(\mathbf{A}_\phi)^\perp$ and $\Pi_{\mathcal{N}}^2 = \Pi_{\mathcal{N}}$, thus isolating the learned component constrained to the unobservable subspace of the optical model. This representation captures physically consistent but measurement-invisible features that serve as the intrinsic signature of the designed optics. For genuine images, \mathbf{s} exhibits a stable, predictable spatial pattern determined by the optical encoding. Tampered regions, in contrast, disrupt this structure, leading to anomalous null-space responses. To interpret anomaly deviations in the null-space, we employ a convolutional neural network (CNN) detector d_ψ that maps \mathbf{s} to per-pixel authenticity probabilities:

$$\mathbf{m} = d_\psi(\mathbf{s}), \quad (14)$$

where $\mathbf{m}_i \in [0, 1]$ denotes the confidence that pixel i belongs to an authentic region. The detector is trained with pixel-wise supervision to separate natural null-space variations from tampering artifacts that violate the physical imaging constraints imposed by \mathbf{A}_ϕ .

3.4. Optimization

We jointly optimize the entire pipeline, including the optical forward model g_ϕ , the Nullspace Network f_θ , and the tamper detector d_ψ , in an end-to-end fashion. This joint training allows the optics and neural modules to co-adapt for both faithful image reconstruction and reliable authenticity verification. The total objective combines reconstruction fidelity, perceptual consistency, and tamper discrimination:

$$\mathcal{L}_{\text{total}} = \mathcal{L}_{\text{rec}} + \beta \mathcal{L}_{\text{perc}} + \lambda \mathcal{L}_{\text{cls}}, \quad (15)$$

where β and λ balance the relative importance of perceptual quality and tamper detection, respectively.

The reconstruction term enforces data fidelity $\mathcal{L}_{\text{rec}} = \|\mathbf{x} - \mathbf{x}_p\|_2^2$, while the perceptual term encourages semantic similarity in a feature space extracted from a pretrained network $\mathcal{L}_{\text{perc}} = \sum_i \|\varphi_i(\mathbf{x}) - \varphi_i(\mathbf{x}_p)\|_2^2$, where $\varphi_i(\cdot)$ denotes the activation of the i -th layer in the reference network. Finally, the classification loss supervises per-pixel authenticity prediction:

$$\mathcal{L}_{\text{cls}} = -[c \log \mathbf{m} + (1 - c) \log(1 - \mathbf{m})], \quad (16)$$

with $c \in \{0, 1\}^n$ denoting the ground-truth authenticity mask and $\mathbf{m} = d_\psi(\Pi_{\mathcal{N}}(\mathbf{x}_p))$ representing the predicted authenticity map.

By jointly optimizing these objectives, the system learns to (1) reconstruct images consistent with the optical forward model, (2) encode verifiable null-space signatures

unique to the camera’s phase mask, and (3) detect deviations caused by digital tampering. This integrated training strategy naturally aligns the Nullspace Network’s reconstruction behavior with the tamper detector’s sensitivity, allowing the model to focus on physically plausible, authentication-relevant features.

Finally, because the physical phase mask ϕ and the learned models are co-optimized, the resulting system inherits an intrinsic unforgeability before the digital life cycle of the image: only images produced through the authentic optical path could produce consistent NOWAs and pass the verification stage. If the NSN were compromised, the absence of the optical encoding prevents an attacker from reproducing valid signatures, preserving the system’s physical integrity guarantees.

4. Results

4.1. Experimental Setup

To train our model, we utilize the FFHQ dataset [26], which offers a diverse collection of high-resolution facial images, enabling robust evaluation of image authenticity and degradation resistance. For image modification, we adopt BiSeNetV2 [65] as the face parsing model to generate precise segmentation maps \mathbf{m} , followed by Stable Diffusion Inpainting [49] to produce realistic and context-aware edits. Model evaluation is conducted on the EditGuard test set [68], comprising 1,000 images sampled from the COCO 2017 dataset [29]. All experiments are performed on a single NVIDIA H100 GPU with 80 GB of VRAM. The size of the designed phase mask is 2.835 mm \times 2.835 mm with a resolution of 256 \times 256 pixels. We employ the AdamW optimizer with a learning rate of 1×10^{-4} , weight decay of 1×10^{-2} , and a batch size of 32. Each model is trained for N_{epochs} epochs. To enhance generalization and robustness to real-world conditions, we apply data augmentations, including random cropping and additive Gaussian noise.

4.2. Comparison to competing baselines

We compare our method with representative models for manipulations localization and image authenticity detection. MVSS-Net [9] leverages multi-view self-supervision to detect splicing and forgery cues from local texture inconsistencies. OSN [59] introduces object-centric supervision to improve robustness against editing operations. PSCC-Net [30] employs progressive semantic context consistency for detecting subtle manipulations in complex scenes. IML-ViT [39] incorporates transformer-based long-range dependencies for improved pixel-level localization. HiFi-Net [18] adopts a hierarchical multi-scale strategy to balance detail preservation and detection sensitivity. Finally, EditGuard [68] learns tamper localization, using diffusion-model-guided consistency maps to achieve high accuracy

Method	Stable Diffusion [49]			ControlNet [66]			SDXL [47]			RePaint [34]			Lama [55]		
	F1 ↑	AUC ↑	IoU ↑	F1 ↑	AUC ↑	IoU ↑	F1 ↑	AUC ↑	IoU ↑	F1 ↑	AUC ↑	IoU ↑	F1 ↑	AUC ↑	IoU ↑
MVSS-Net [9]	0.178	0.488	0.103	0.178	0.492	0.103	0.037	0.503	0.028	0.104	0.546	0.082	0.024	0.505	0.022
OSN [59]	0.174	0.486	0.101	0.191	0.644	0.110	0.200	0.755	0.118	0.183	0.644	0.105	0.170	0.430	0.099
PSCC-Net [30]	0.166	0.501	0.112	0.177	0.565	0.116	0.189	0.704	0.115	0.140	0.469	0.109	0.132	0.329	0.104
IML-ViT [39]	0.213	0.596	0.135	0.200	0.576	0.128	0.221	0.603	0.145	0.103	0.497	0.059	0.105	0.465	0.064
HiFi-Net [18]	0.547	0.734	0.128	0.542	0.735	0.123	0.633	0.828	0.261	0.681	0.896	0.339	0.483	0.721	0.029
EditGuard [68]	0.966	0.971	0.936	0.968	0.987	0.940	0.965	0.989	0.936	0.967	0.977	0.938	0.965	0.969	0.934
NOWA	0.993	0.999	0.987	0.992	0.999	0.985	0.929	0.997	0.867	0.974	0.999	0.949	0.965	0.999	0.933

Table 1. Comparison with other competitive tamper localization methods under different AIGC-based editing methods.

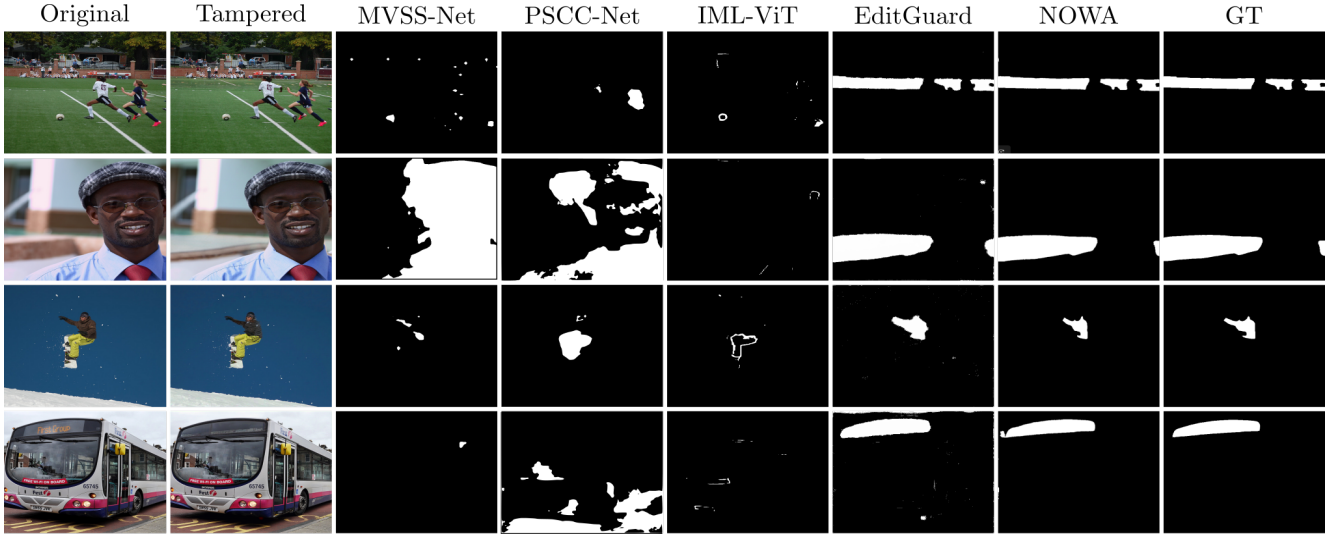


Figure 2. Qualitative comparison between the proposed method and state-of-the-art approaches. Our method produces more precise localization of manipulated regions and better preserves structural details compared to existing techniques.

on AIGC-based edits. All baselines are evaluated using their official implementations and recommended configurations in five representative generative editing processes: Stable Diffusion [49], ControlNet [66], SDXL [47], RePaint [34], and Lama [55] to ensure a fair and comprehensive comparison.

As shown in Table 1, our hybrid optical–digital framework consistently outperforms all competing methods across all evaluation metrics. While prior approaches such as *EditGuard* achieve strong performance (F1=0.97), our method further improves to an F1 of **0.993**, AUC of **0.999**, and IoU of **0.987**. This improvement highlights the benefit of embedding physically grounded NOWA at capture time. In contrast, purely digital detectors, such as MVSS-Net, OSN, or PSCC-Net, show degraded performance (F1<0.2) under generative editing, indicating limited resistance to content preservation manipulations typical of AIGC models. Even transformer and diffusion guided methods struggle to generalize to unseen edits, whereas our null-space–based detection remains stable and pre-




Figure 3. **Qualitative ablation of detector input.** Comparison of detected tamper when input to d_ψ is the image or the null space. Using the image domain shows scattered false positives, while detector output on the null-space projection $\Pi_{\mathcal{N}}(\mathbf{x}_p)$ domain, producing precise tamper localization.

cise across all scenarios. Notably, our model was trained on FFHQ and evaluated on COCO, demonstrating strong cross-domain generalization.




Figure 4. **Robustness of the proposed system against generative and analytical adversaries.** For each attack, we show the protected image produced by our system (f_θ output) alongside its corresponding *Null-Space* projection. Although counterfeit images closely replicate the visual appearance, they fail to reproduce the underlying null-space signature, enabling reliable detection and rejection by our method.

Method	Metrics	Gaussian Noise		JPEG		
		$\sigma = 1$	$\sigma = 5$	Q = 70	Q = 80	Q = 90
HiFi-Net [18]	F1 \uparrow	0.236	0.156	0.315	0.404	0.476
	AUC \uparrow	0.604	0.568	0.551	0.602	0.661
EditGuard [68]	F1 \uparrow	0.908	0.871	0.552	0.813	0.785
	AUC \uparrow	0.985	0.977	0.875	0.973	0.961
NOWA	F1 \uparrow	0.984	0.982	0.885	0.893	0.890
	AUC \uparrow	0.999	0.999	0.994	0.994	0.992

Table 2. Comparison of tampering localization under different levels of noise and compression degradations.

4.3. Ablations

Effect of null-space projection on detection performance. To evaluate the role of the null-space projection in our detection framework, we compare two inputs to the classifier d_ψ : (i) the protected image \mathbf{x}_p , and (ii) its null-space projection $\Pi_{\mathcal{N}}(\mathbf{x}_p)$, which isolates the embedded physical signature. Both settings use identical architectures and training protocols.

Using \mathbf{x}_p directly yields a lower performance (F1 \sim 0.75, AUC \sim 0.82, IoU \sim 0.69), suggesting that tampering leaves weak cues in the image domain. In contrast, feeding the null-space projection produces near-perfect scores, demonstrating that $\Pi_{\mathcal{N}}$ effectively suppresses natural image variation and exposes the invariant watermark. Qualitative results in Fig. 3 further show that image-based predictions are noisy with scattered false positives, whereas null-space projections enable clean and spatially coherent detection maps.

Effect of Degradations. As shown in Tab. 2, we evaluate robustness against common degradations (JPEG, noise) and advanced tampering (Stable Diffusion Inpaint [49]). Our NOWA approach retains high localization accuracy with F1 scores around 0.9 even under compression, and minimal performance loss under Gaussian noise degradation. In contrast, the purely digital HiFi-Net [18] degrades significantly. This confirms that embedding the watermark at the optical level preserves the null-space signature and suppresses ir-

relevant variability, ensuring reliable detection even under severe perturbations.

Effect of Learned Phase Mask. We also examine a configuration without the phase mask. The optical system still has a null space, allowing the NSN to imprint a NOWA; however, this signature is significantly less structured than the one produced with the learned mask. As a result, the reconstructed images retain only a faint watermark, and the detection module struggles to distinguish genuine deviations from natural variation (F1=0.89, IoU=0.81). These observations confirm that the proper design of the null space is essential for making the NOWA strong, stable, and discriminative.

4.4. Adversarial Robustness Evaluation

We assess robustness under three adversarial scenarios in which the attacker attempt to replicate the distribution of protected images having access to 7,000 camera outputs \mathbf{y} or protected reconstructions \mathbf{x}_p , along with 10,000 unprotected public images. The adversarial attacks are as follows:

Attack 1: Camera Imitation. From camera outputs \mathbf{y} , the adversary attempts to replicate the behavior of the physical camera by learning a generative model \mathcal{G}_1 that maps unprotected images to camera outputs $\mathcal{G}_1 : \mathcal{X}_u \rightarrow \mathcal{Y}'$. The resulting fake camera images $\mathbf{y}' = \mathcal{G}_1(\mathbf{x}_u)$ are then passed through the original protection network f_θ (assuming is exposed) to generate fake protected images \mathbf{x}'_p .

Attack 2: Protected Image Imitation. In this case, the adversary directly targets the distribution of protected images by training a generative model \mathcal{G}_2 that learns to map public unprotected data into the protected domain $\mathcal{G}_2 : \mathcal{X}_u \rightarrow \mathcal{X}'_p$. The generated images $\mathbf{x}'_p = \mathcal{G}_2(\mathbf{x}_u)$ are subsequently processed by the Image Verification network d_ψ .

Attack 3: Blind Deconvolution. From camera outputs, the adversary also can attempt to estimate the system PSF via blind deconvolution techniques and apply it to arbitrary




Figure 5. **Tamper localization from real captures.** Each column shows (top) the protected image with the target edit region outlined in green, and (bottom) the tampered image with the estimated manipulation mask overlaid in translucent red. Edits were manually made using Photoshop tools. The IoU scores below each example indicate strong localization accuracy and robust detection of real digital edits, as supported by the visual results.

public images $\hat{\mathbf{y}} = \hat{\mathbf{A}}_\phi \mathbf{x}_u$. The generated $\hat{\mathbf{y}}$ is then passed through the protection function f_θ (assuming is exposed) and the verification module d_ψ .

For \mathcal{G}_1 and \mathcal{G}_2 , we employ a diffusion-based image-to-image translation model [45], and for blind deconvolution we use the method of Eboli *et al.* [10]. As shown in Fig. 4, all three attacks produce images that are visually similar to our system, however fail to reproduce the intrinsic null-space correlations imposed by the physical camera model. Specifically, for 1,000 spoofed images per attack, our system achieves detection accuracies (F1 scores) of 0.901, 0.913, and 0.946 for attacks 1, 2, and 3, respectively, confirming the robustness of our hybrid optical-digital design against both learned and physics-based adversaries. Notably, even when the NSN is accessible to the attacker (Attacks 1 and 3), the absence of the authentic optical system prevents the generation of valid NOWAs. Likewise, the failure of Attack 2 shows that, without the optical encoding, the protected and natural image distributions remain statistically indistinguishable.

5. Real Captures Experiments

We verify the proposed framework in real-world capture experiment by translating the forward model \mathbf{A}_ϕ used in simulation to a physical optical prototype. The setup comprises a Canon EOS5DMarkIV DSLR coupled with a 50mm f/1.8 YONGNUO lens and the designed phase mask fabricated using two-photon lithography on a fused-silica substrate. The phase mask was placed in the aperture plane of the YONGNUO lens. Additional fabrication and optical setup details are provided in the Supplementary Material. For accurate protection under real imaging conditions, we fine-tune the Null-Space Network f_θ and the detector d_ψ for 30

epochs with a learning rate of 1×10^{-5} , using scenes from the FFHQ dataset rendered through the measured point spread functions (PSFs) of the real prototype. Captured images, fine-tuning details, and calibration including PSF measurement and alignment procedures, are provided in the Supplementary Material.

To simulate realistic tampering, we manually edited captured protected images using Adobe Photoshop, employing the lasso selection tool followed by generative fill prompts based on Adobe generative AI technology. These edits introduce semantically plausible modifications but measurement-inconsistent modifications. Despite the realism of the generated content, our detector accurately localized the tampered regions with high precision, achieving pixel-level consistency across multiple test captures. Figure 5 shows real-world examples of protected, edited, and detected tampering demonstrating the robustness of the proposed NOWA to authentic image manipulations in real-world captures.

6. Discussion

Our results demonstrate that jointly optimizing optical and digital components enables a physically grounded authentication system. By embedding optical cues at capture through the phase mask, the Null-space Optical Watermark (NOWA) becomes a hardware-dependent signature, invisible in the image but recoverable via the null-space projection. Furthermore the NOWA acts as a non-invertible physical key, creating a security asymmetry, valid signatures cannot be reproduced without the genuine phase mask, even if the digital pipeline is exposed. Limitations include the small and fixed aperture size of the phase mask, which constrains light throughput. Further, for larger apertures the

depth-dependent behavior of the PSF should be accounted for correct computation of the null-space. Additionally, as observed in the real capture experiments, optical misalignment or imperfect calibration can degrade null-space estimation and violate measurement consistency. Finally, we only assume attack models that have protected \mathbf{x}_p or captured images \mathbf{y} . Future work will investigate randomized or key-based digital embeddings to mitigate potential attacks that exploit access to large paired $(\mathbf{x}_p, \mathbf{y})$ datasets for approximating the imaging operator.

References

- [1] Martín Abadi, Paul Barham, Jianmin Chen, Zhifeng Chen, Andy Davis, Jeffrey Dean, Matthieu Devin, Sanjay Ghemawat, Geoffrey Irving, Michael Isard, et al. Tensorflow: A system for large-scale machine learning. In *12th {USENIX} symposium on operating systems design and implementation ({OSDI} 16)*, pages 265–283, 2016. 3
- [2] Mahdi Ahmadi, Alireza Norouzi, Nader Karimi, Shadrokh Samavi, and Ali Emami. Redmark: Framework for residual diffusion watermarking based on deep networks. *Expert Systems with Applications*, 146:113157, 2020. 3
- [3] Henry Arguello, Jorge Bacca, Hasindu Kariyawasam, Edwin Vargas, Miguel Marquez, Ramith Hetiarchchi, Hans Garcia, Kithmini Herath, Udith Haputhanthri, Balpreet Singh Ahluwalia, et al. Deep optical coding design in computational imaging: a data-driven framework. *IEEE Signal Processing Magazine*, 40(2):75–88, 2023. 3
- [4] Kevin Arias, Pablo Gomez, Carlos Hinojosa, Juan Carlos Niebles, and Henry Arguello. Protecting images from manipulations with deep optical signatures. *IEEE Journal of Selected Topics in Signal Processing*, 2025. 1, 3
- [5] Ayan Chakrabarti. Learning sensor multiplexing design through back-propagation. In *Advances in Neural Information Processing Systems*, pages 3081–3089, 2016. 3
- [6] Julie Chang and Gordon Wetzstein. Deep optics for monocular depth estimation and 3d object detection. In *Proceedings of the IEEE International Conference on Computer Vision*, pages 10193–10202, 2019. 3
- [7] Julie Chang, Vincent Sitzmann, Xiong Dun, Wolfgang Heidrich, and Gordon Wetzstein. Hybrid optical-electronic convolutional neural networks with optimized diffractive optics for image classification. *Scientific reports*, 8(1):1–10, 2018. 3
- [8] Davide Cozzolino and Luisa Verdoliva. Noiseprint: A cnn-based camera model fingerprint. *IEEE Transactions on Information Forensics and Security*, 15:144–159, 2019. 3
- [9] Chengbo Dong, Xinru Chen, Ruohan Hu, Juan Cao, and Xirong Li. Mvss-net: Multi-view multi-scale supervised networks for image manipulation detection. *IEEE Transactions on Pattern Analysis and Machine Intelligence*, 45(3):3539–3553, 2022. 5, 6
- [10] Thomas Eboli, Jean-Michel Morel, and Gabriele Facciolo. Fast two-step blind optical aberration correction. In *European Conference on Computer Vision*, pages 693–708. Springer, 2022. 8
- [11] Han Fang, Zhaoyang Jia, Zehua Ma, Ee-Chien Chang, and Weiming Zhang. Pimog: An effective screen-shooting noise-layer simulation for deep-learning-based watermarking network. In *Proceedings of the 30th ACM international conference on multimedia*, pages 2267–2275, 2022. 3
- [12] Han Fang, Yupeng Qiu, Kejiang Chen, Jiyi Zhang, Weiming Zhang, and Ee-Chien Chang. Flow-based robust watermarking with invertible noise layer for black-box distortions. In *Proceedings of the AAAI conference on artificial intelligence*, pages 5054–5061, 2023. 3
- [13] Hany Farid. Image forgery detection. *IEEE Signal processing magazine*, 26(2):16–25, 2009. 1
- [14] Pierre Fernandez, Alexandre Sablayrolles, Teddy Furon, Hervé Jégou, and Matthijs Douze. Watermarking images in self-supervised latent spaces. In *ICASSP 2022-2022 IEEE International Conference on Acoustics, Speech and Signal Processing (ICASSP)*, pages 3054–3058. IEEE, 2022. 3
- [15] Candice R Gerstner and Hany Farid. Detecting real-time deep-fake videos using active illumination. In *Proceedings of the IEEE/CVF conference on computer vision and pattern recognition*, pages 53–60, 2022. 3
- [16] Joseph W. Goodman. *Introduction to Fourier Optics*. Roberts and Company Publishers, 2005. 3, 4
- [17] Joseph W Goodman. *Introduction to Fourier optics*. Roberts and Company Publishers, 2005. 3, 4
- [18] Xiao Guo, Xiaohong Liu, Zhiyuan Ren, Steven Grosz, Iacopo Masi, and Xiaoming Liu. Hierarchical fine-grained image forgery detection and localization. In *Proceedings of the IEEE/CVF conference on computer vision and pattern recognition*, pages 3155–3165, 2023. 5, 6, 7
- [19] Runyi Hu, Jie Zhang, Ting Xu, Jiwei Li, and Tianwei Zhang. Robust-wide: Robust watermarking against instruction-driven image editing. In *European Conference on Computer Vision*, pages 20–37. Springer, 2024. 3
- [20] Sheng Huang and Jian Kang Wu. Optical watermarking for printed document authentication. *IEEE Transactions on Information Forensics and Security*, 2(2):164–173, 2007. 1
- [21] Yasunori Ishikawa, Kazutake Uehira, and Kazuhisa Yanaka. Practical evaluation of illumination watermarking technique using orthogonal transforms. *Journal of Display Technology*, 6(9):351–358, 2010. 3
- [22] Yasunori Ishikawa, Kazutake Uehira, and Kazuhisa Yanaka. Tolerance evaluation for defocused images to optical watermarking technique. *Journal of Display Technology*, 10(2):94–100, 2013. 1, 3
- [23] Shuming Jiao, Changyuan Zhou, Yishi Shi, Wenbin Zou, and Xia Li. Review on optical image hiding and watermarking techniques. *Optics & Laser Technology*, 109:370–380, 2019. 1
- [24] Lingbo Jin, Yubo Tang, Jackson B Coole, Melody T Tan, Xuan Zhao, Hawraa Badaoui, Jacob T Robinson, Michelle D Williams, Nadarajah Vigneswaran, Ann M Gillenwater, et al. Deepdof-se: affordable deep-learning microscopy platform for slide-free histology. *Nature communications*, 15(1):2935, 2024. 3
- [25] Poonam Kadian, Shiafali M Arora, and Nidhi Arora. Robust digital watermarking techniques for copyright protection of

- digital data: A survey. *Wireless Personal Communications*, 118(4):3225–3249, 2021. 1
- [26] Tero Karras, Samuli Laine, and Timo Aila. A style-based generator architecture for generative adversarial networks. In *Proceedings of the IEEE/CVF Conference on Computer Vision and Pattern Recognition (CVPR)*, pages 4401–4410, 2019. 5
- [27] Micah Kellman, Eftychios Bostan, Matthew Chen, and Laura Waller. Phase imaging with an untrained neural network. *Optica*, 6(6):686–689, 2019. 3, 4
- [28] Salman S Khan, Xiang Yu, Kaushik Mitra, Manmohan Chandraker, and Francesco Pittaluga. Opencam: Lensless optical encryption camera. *IEEE Transactions on Computational Imaging*, 2024. 3
- [29] Tsung-Yi Lin, Michael Maire, Serge Belongie, James Hays, Pietro Perona, Deva Ramanan, Piotr Dollár, and C Lawrence Zitnick. Microsoft coco: Common objects in context. In *European conference on computer vision*, pages 740–755. Springer, 2014. 5
- [30] Xiaohong Liu, Yaojie Liu, Jun Chen, and Xiaoming Liu. Psc-net: Progressive spatio-channel correlation network for image manipulation detection and localization. *IEEE Transactions on Circuits and Systems for Video Technology*, 32(11):7505–7517, 2022. 5, 6
- [31] Yang Liu, Mengxi Guo, Jian Zhang, Yuesheng Zhu, and Xiaodong Xie. A novel two-stage separable deep learning framework for practical blind watermarking. In *Proceedings of the 27th ACM International conference on multimedia*, pages 1509–1517, 2019. 3
- [32] Jhon Lopez, Edwin Vargas, and Henry Arguello. Depth estimation from a single optical encoded image using a learned colored-coded aperture. *IEEE Transactions on Computational Imaging*, 10:752–761, 2024. 3
- [33] Shilin Lu, Zihan Zhou, Jiayou Lu, Yuanzhi Zhu, and Adams Wai-Kin Kong. Robust watermarking using generative priors against image editing: From benchmarking to advances. *arXiv preprint arXiv:2410.18775*, 2024. 3
- [34] Andreas Lugmayr, Martin Danelljan, Andres Romero, Fisher Yu, Radu Timofte, and Luc Van Gool. Repaint: Inpainting using denoising diffusion probabilistic models. In *Proceedings of the IEEE/CVF conference on computer vision and pattern recognition*, pages 11461–11471, 2022. 6
- [35] Jan Lukáš, Jessica Fridrich, and Miroslav Goljan. Detecting digital image forgeries using sensor pattern noise. In *Security, steganography, and watermarking of multimedia contents VIII*, pages 362–372. SPIE, 2006. 3
- [36] Jingwei Ma, Lucy Chai, Minyoung Huh, Tongzhou Wang, Ser-Nam Lim, Phillip Isola, and Antonio Torralba. Totems: Physical objects for verifying visual integrity. In *European Conference on Computer Vision*, pages 164–180. Springer, 2022. 2
- [37] Rui Ma, Yuan Li, Huizhu Jia, Yishi Shi, Xiaodong Xie, and Tiejun Huang. Optical information hiding with non-mechanical ptychography encoding. *Optics and Lasers in Engineering*, 141:106569, 2021. 1, 3
- [38] Rui Ma, Mengxi Guo, Yi Hou, Fan Yang, Yuan Li, Huizhu Jia, and Xiaodong Xie. Towards blind watermarking: Combining invertible and non-invertible mechanisms. In *Proceedings of the 30th ACM International Conference on Multimedia*, pages 1532–1542, 2022. 3
- [39] Xiaochen Ma, Bo Du, Zhuohang Jiang, Ahmed Y Al Hamadi, and Jizhe Zhou. Im1-vit: Benchmarking image manipulation localization by vision transformer. *arXiv preprint arXiv:2307.14863*, 2023. 5, 6
- [40] Owen Mayer and Matthew C Stamm. Accurate and efficient image forgery detection using lateral chromatic aberration. *IEEE Transactions on information forensics and security*, 13(7):1762–1777, 2018. 3
- [41] Christopher A Metzler, Hayato Ikoma, Yifan Peng, and Gordon Wetzstein. Deep optics for single-shot high-dynamic-range imaging. *2020 IEEE Computer Society Conference on Computer Vision and Pattern Recognition (CVPR’20)*, 2019. 3
- [42] Peter Michael, Zekun Hao, Serge Belongie, and Abe Davis. Noise-coded illumination for forensic and photometric video analysis. *ACM Transactions on Graphics*, 2025. 1, 3
- [43] Alex Muthumbi, Amey Chaware, Kanghyun Kim, Kevin C Zhou, Pavan Chandra Konda, Richard Chen, Benjamin Judkewitz, Andreas Erdmann, Barbara Kappes, and Roarke Horstmeyer. Learned sensing: jointly optimized microscope hardware for accurate image classification. *Biomedical optics express*, 10(12):6351–6369, 2019. 3
- [44] Paarth Neekhara, Shehzeen Hussain, Xinqiao Zhang, Ke Huang, Julian McAuley, and Farinaz Koushanfar. Facesigns: Semi-fragile watermarks for media authentication. *ACM Transactions on Multimedia Computing, Communications and Applications*, 20(11):1–21, 2024. 1
- [45] Gaurav Parmar, Taesung Park, Srinivasa Narasimhan, and Jun-Yan Zhu. One-step image translation with text-to-image models. *arXiv preprint arXiv:2403.12036*, 2024. 8
- [46] Adam Paszke, Sam Gross, Soumith Chintala, Gregory Chanan, Edward Yang, Zachary DeVito, Zeming Lin, Alban Desmaison, Luca Antiga, and Adam Lerer. Automatic differentiation in pytorch. 2017. 3
- [47] Dustin Podell, Zion English, Kyle Lacey, Andreas Blattmann, Tim Dockhorn, Jonas Müller, Joe Penna, and Robin Rombach. Sdxl: Improving latent diffusion models for high-resolution image synthesis. *arXiv preprint arXiv:2307.01952*, 2023. 6
- [48] Philippe Refregier and Bahram Javidi. Optical image encryption based on input plane and fourier plane random encoding. *Optics letters*, 20(7):767–769, 1995. 3
- [49] Robin Rombach, Andreas Blattmann, Dominik Lorenz, Patrick Esser, and Björn Ommer. High-resolution image synthesis with latent diffusion models. In *Proceedings of the IEEE/CVF conference on computer vision and pattern recognition*, pages 10684–10695, 2022. 5, 6, 7
- [50] Axel Sauer, Dominik Lorenz, Andreas Blattmann, and Robin Rombach. Adversarial diffusion distillation. In *European Conference on Computer Vision*, pages 87–103. Springer, 2024. 3
- [51] Michael T. Schaub, Carola-Bibiane Schönlieb, and Benedikt Wirth. Nullspace networks for linear inverse problems. *SIAM Journal on Imaging Sciences*, 14(4):1613–1645, 2021. 4

- [52] Johannes Schwab, Stephan Antholzer, and Markus Haltmeier. Deep null space learning for inverse problems: convergence analysis and rates. *Inverse Problems*, 35(2):025008, 2019. 2
- [53] Durgesh Singh and Sanjay K Singh. Dct based efficient fragile watermarking scheme for image authentication and restoration. *Multimedia Tools and Applications*, 76(1):953–977, 2017. 1
- [54] Vincent Sitzmann, Steven Diamond, Yifan Peng, Xiong Dun, Stephen Boyd, Wolfgang Heidrich, Felix Heide, and Gordon Wetzstein. End-to-end optimization of optics and image processing for achromatic extended depth of field and super-resolution imaging. *ACM Transactions on Graphics (TOG)*, 37(4):1–13, 2018. 3
- [55] Roman Suvorov, Elizaveta Logacheva, Anton Mashikhin, Anastasia Remizova, Arsenii Ashukha, Aleksei Silvestrov, Naejin Kong, Harshith Goka, Kiwoong Park, and Victor Lempitsky. Resolution-robust large mask inpainting with fourier convolutions. In *Proceedings of the IEEE/CVF winter conference on applications of computer vision*, pages 2149–2159, 2022. 6
- [56] Yi-zhou Tan, Hai-bo Liu, Shui-hua Huang, and Ben-jian Sheng. An optical watermarking solution for color personal identification pictures. In *2009 International Conference on Optical Instruments and Technology: Optoelectronic Information Security*, pages 79–84. SPIE, 2009. 3
- [57] Edwin Vargas, Julien NP Martel, Gordon Wetzstein, and Henry Arguello. Time-multiplexed coded aperture imaging: Learned coded aperture and pixel exposures for compressive imaging systems. In *Proceedings of the IEEE/CVF International Conference on Computer Vision*, pages 2692–2702, 2021. 3
- [58] Edwin Vargas, Hoover Rueda-Chacón, and Henry Arguello. Learning time-multiplexed phase-coded apertures for snapshot spectral-depth imaging. *Optics Express*, 31(24):39796–39810, 2023. 3
- [59] Haiwei Wu, Jiantao Zhou, Jinyu Tian, and Jun Liu. Robust image forgery detection over online social network shared images. In *Proceedings of the IEEE/CVF Conference on Computer Vision and Pattern Recognition*, pages 13440–13449, 2022. 5, 6
- [60] Xiaoshuai Wu, Xin Liao, and Bo Ou. Sepmark: Deep separable watermarking for unified source tracing and deepfake detection. In *Proceedings of the 31st ACM International Conference on Multimedia*, pages 1190–1201, 2023. 3
- [61] Yicheng Wu, Vivek Boominathan, Huaijin Chen, Aswin Sankaranarayanan, and Ashok Veeraraghavan. Phasecam3d—learning phase masks for passive single view depth estimation. In *2019 IEEE International Conference on Computational Photography (ICCP)*, pages 1–12. IEEE, 2019. 3, 4
- [62] WenHui Xu, HongFeng Xu, Yong Luo, Tuo Li, and YiShi Shi. Optical watermarking based on single-shot-ptychography encoding. *Optics Express*, 24(24):27922–27936, 2016. 1, 3
- [63] Zhiyuan Ye, Panghe Qiu, Haibo Wang, Jun Xiong, and Kaige Wang. Image watermarking and fusion based on fourier single-pixel imaging with weighed light source. *Optics Express*, 27(25):36505–36523, 2019. 3
- [64] Zhiyuan Ye, Haibo Wang, Jun Xiong, and Kaige Wang. Simultaneous full-color single-pixel imaging and visible watermarking using hadamard-bayer illumination patterns. *Optics and Lasers in Engineering*, 127:105955, 2020. 3
- [65] Changqian Yu, Changxin Gao, Jingbo Wang, Gang Yu, Chunhua Shen, and Nong Sang. Bisenet v2: Bilateral network with guided aggregation for real-time semantic segmentation. *International journal of computer vision*, 129(11):3051–3068, 2021. 5
- [66] Lvmin Zhang, Anyi Rao, and Maneesh Agrawala. Adding conditional control to text-to-image diffusion models. In *Proceedings of the IEEE/CVF international conference on computer vision*, pages 3836–3847, 2023. 6
- [67] Xinpeng Zhang and Shuozhong Wang. Fragile watermarking with error-free restoration capability. *IEEE Transactions on Multimedia*, 10(8):1490–1499, 2008. 1
- [68] Xuanyu Zhang, Runyi Li, Jiwen Yu, Youmin Xu, Weiqi Li, and Jian Zhang. Editguard: Versatile image watermarking for tamper localization and copyright protection. In *Proceedings of the IEEE/CVF conference on computer vision and pattern recognition*, pages 11964–11974, 2024. 3, 5, 6, 7
- [69] Xuanyu Zhang, Zecheng Tang, Zhipei Xu, Runyi Li, Youmin Xu, Bin Chen, Feng Gao, and Jian Zhang. Omniguard: Hybrid manipulation localization via augmented versatile deep image watermarking. In *Proceedings of the Computer Vision and Pattern Recognition Conference*, pages 3008–3018, 2025. 3
- [70] Yuan Zhao, Bo Liu, Ming Ding, Baoping Liu, Tianqing Zhu, and Xin Yu. Proactive deepfake defence via identity watermarking. In *Proceedings of the IEEE/CVF winter conference on applications of computer vision*, pages 4602–4611, 2023. 3
- [71] Lilei Zheng, Ying Zhang, and Vrizlynn LL Thing. A survey on image tampering and its detection in real-world photos. *Journal of Visual Communication and Image Representation*, 58:380–399, 2019. 1
- [72] Jiren Zhu, Russell Kaplan, Justin Johnson, and Li Fei-Fei. Hidden: Hiding data with deep networks. In *Proceedings of the European conference on computer vision (ECCV)*, pages 657–672, 2018. 3

NOWA: Null-space Optical Watermark for Invisible Capture Fingerprinting and Tamper Localization

Supplementary Material

7. Hardware Prototype and Fabrication

In this section, we provide the specific manufacturing parameters and assembly details for the physical prototype used in our real-world validation.

7.1. Phase Mask Fabrication

The height profile h_ϕ of the phase mask was fabricated via Two-Photon Polymerization 3D lithography on a (10mm \times 10mm) fused-silica substrate. We utilized a Nanoscribe Photonic Professional GT laser writing system operating in Dip-in Liquid Lithography (DiLL) mode. For reliable printing, the height map of the designed phase mask was discretized into 6 layers with steps of 200 nm. We employed the IP-DIP photoresist, which has a refractive index of $n = 1.52$ at 550 nm, closely matching the fused-silica substrate to ensure structural stability. A 63 \times objective was used to focus the laser into the photoresist.

7.2. Optical Assembly

The optical setup consists of a Canon EOS 5D Mark IV DSLR (Full-frame sensor, 6.5 μ m pixel pitch) and a commercial YONGNUO 50mm f/1.8 lens. To integrate the phase mask into the system, the lens was disassembled to access the physical aperture stop (see Fig. 6 left). Then, the fabricated phase mask was cut to a smaller size to fit the camera’s aperture and attached to it using carbon tape. The substrate was cut to a smaller size to fit into the camera’s aperture (see Fig. 6 right).

8. PSF Measurement

A critical step in bridging the simulation-to-reality gap is the accurate characterization of the physical Point Spread Function (PSF) generated by the fabricated mask. We measured the system PSF using a point source setup: 1. A 20 μ m pinhole was back-illuminated by a broadband white LED source. 2. The prototype camera was aligned to the optical axis. 3. The distance between the pinhole and camera is 50 cm. Figure 7 demonstrates the agreement between the simulated PSF and the physically measured PSF. The observed deviations are attributed to fabrication tolerances and misalignment of the mask relative to the optical axis.

9. Fine-Tuning and Implementation Details

While the Null-Space Network f_θ and detector d_ψ were initially trained in a purely simulated environment, real-world optical aberrations and sensor noise introduce a domain



Figure 6. **Optical encoding.** A commercial YONGNUO lens is disassembled to attach the design phase mask on the back side of the lens aperture. The inset shows the quantized designed phase mask.




Figure 7. **PSF Calibration.** Comparison between the optimized simulated PSF (left) and the experimentally measured PSF from the physical prototype (right). The similarity in structure confirms the fidelity of the fabrication process.

shift. To ensure robust protection in physical experiments, we performed a fine-tuning stage. Ideally, one would collect thousands of real-world captures to fine-tune the model; however, acquiring such a large-scale paired dataset imposes a prohibitive workload.

To address this, we adopted a hybrid training strategy. Instead of relying on the analytical wave-optics model, we employ the *measured* PSFs described in Section 8 combined with clean images from the FFHQ dataset to synthetically generate optically encoded measurements \mathbf{y} . We further augmented these measurements by adding read noise

and photon shot noise calibrated to the Canon 5D sensor characteristics (ISO 100). With these measurements, we fine-tune the Null-Space Network f_θ and the detector d_ψ for 30 epochs with a learning rate of 1×10^{-5} .

10. Real-World Capture Procedure and Additional Analysis

We conducted the capture experiments in a controlled, realistic indoor lighting scenario. We displayed all test scenes on a high-resolution LCD monitor rather than using printed targets. This approach ensured high spatial fidelity, stable illumination, and rapid switching between scenes. The monitor was positioned perpendicular to the optical axis at a fixed distance of 50 cm from the camera aperture. All captures were made using the Canon EOS-5D Mark IV with the 50 mm f/1.8 YONGNUO lens and the fabricated phase mask mounted at the aperture stop. All images were captured in RAW format to avoid in-camera processing. Captured images are cropped and resized to 512×512 , matching the resolution used in our simulations.

The first column of Fig. 8 shows the raw measurements y captured with the prototype. Passing these measurements through the fine-tuned NSN f_θ yields the protected reconstructions x_p , shown in the second column. We can recover the scene content with high visual fidelity. To simulate realistic manipulations, we manually edited the protected images using Photoshop (lasso selection + Generative Fill). The resulting tampered images and their corresponding detection masks produced by our NOWA framework are presented in the third and fourth columns, respectively. These results confirm that the robustness observed in simulation carries over to real-world captures, demonstrating the physical-layer security provided by the NOWA. The final column visualizes the discrepancy between the NOWA of the authentic and edited images. High-frequency deviations emerge within the manipulated regions, while mild low-frequency differences appear near the edges. Still, our proposed detector reliably isolates the tampered areas.

Discussion and Handling of Depth Variations. Although our real-capture experiments use a high-resolution LCD monitor positioned at a fixed distance, this setup faithfully represents the optical behavior expected in real scenes for two reasons. First, the phase-mask prototype operates with a small effective aperture, producing a naturally large depth of field. In this regime, objects lying within a broad depth range produce sensor measurements whose point spread function (PSF) and corresponding null-space structure vary only minimally with respect to depth. Second, because the NOWA embedding arises from the null space of the imaging operator \mathbf{A}_ϕ , and because this operator is largely invariant within the depth-of-field lim-

its, the NOWA behaves consistently whether the content is displayed on a monitor or originates from a real 3D environment.

For scenes with large depth variations or macro-scale imaging, the PSF becomes depth-variant. In such cases, one can extend the framework by calibrating a small set of depth-dependent PSFs or by incorporating a depth-conditioned NSN stage. Both are compatible with our current formulation and require the proper augmentations to the reconstruction pipeline. We leave the development of depth-aware calibration strategies as an interesting future direction, enabling the NOWA framework to handle scenes beyond the current depth-of-field regime.



Figure 8. **Real-world prototype results.** From left to right: raw capture y , protected reconstruction x_p , tampered image (Photoshop Generative Fill), detected tamper mask, and NOWA discrepancy between authentic and edited captures. Manipulations introduce measurement-inconsistent NOWA residuals that are reliably localized by our detector.




Figure 8. (cont.). **Real-world prototype results.** From left to right: raw capture y , protected reconstruction x_p , tampered image (Photoshop Generative Fill), detected tamper mask, and NOWA discrepancy between authentic and edited captures. Manipulations introduce measurement-inconsistent NOWA residuals that are reliably localized by our detector.