

An Output Sensitive Algorithm for Discrete Convex Hulls*

Sariel Har-Peled[†]

September 22, 1997[‡]

Abstract

Given a convex body C in the plane, its discrete hull is $C^0 = \text{ConvexHull}(C \cap \mathcal{L})$, where $\mathcal{L} = \mathbb{Z} \times \mathbb{Z}$ is the integer lattice. We present an $O(|C^0| \log \delta(C))$ -time algorithm for calculating the discrete hull of C , where $|C^0|$ denotes the number of vertices of C^0 , and $\delta(C)$ is the diameter of C . Actually, using known combinatorial bounds, the running time of the algorithm is $O(\delta(C)^{2/3} \log \delta(C))$. In particular, this bound applies when C is a disk.

1. Introduction

Let C be a planar convex body which we assume to be *sufficiently round*, in the sense that the following condition holds: Let $\mathcal{L} = \mathbb{Z} \times \mathbb{Z}$ denote the planar integer lattice. We require that $C \cap \mathcal{L}$ is *lattice-connected*; that is, the union of all the horizontal and vertical unit line segments that connect between pairs of points in $C \cap \mathcal{L}$ is connected; see [Figure 1.1](#). The *discrete hull* C^0 of C is defined as the convex hull of $C \cap \mathcal{L}$; see [Figure 1.2](#) for an illustration.

The discrete hull arises in several applications. For example, in computer graphics, C^0 is a natural polygonal representation of the convex shape C . See [\[BV92, EG94, KV86, Thi91\]](#) for related work.

The discrete hull has the useful property that the number of its vertices is relatively small; more precisely, this number is $O(\delta(C)^{2/3})$, where $\delta(C)$ is the diameter of C . This is a special case of a more general bound, established in [\[And63\]](#), for convex lattice polytopes in arbitrary dimension. For the sake of completeness, we provide a simple proof for the planar case (see [Lemma 3.1](#) below). A similar proof has also been given in [\[KV86\]](#). This property makes the discrete hull an attractive and useful tool for approximating convex shapes (see [\[HSV96, AHSV97\]](#) for an application of discrete hulls in three dimensions for computing approximate shortest paths on convex polytopes).

Solving a problem raised by Pankaj Agarwal, we present in this paper an output-sensitive algorithm for calculating the discrete hull C^0 of a sufficiently round convex body C . The algorithm runs in time $O(|C^0| \log \delta(C))$, where $|C^0|$ is the number of vertices of C^0 . By the above results, this bound is also $O(\delta(C)^{2/3} \log \delta(C))$.

Suppose we associate a value with each point of G , where G is all the points of the lattice inside a square of size $N \times N$. Katz and Volper [\[KV86\]](#) present a data-structure for an intermixed sequence

*This work has been supported by a grant from the U.S.–Israeli Binational Science Foundation. This work is part of the author’s Ph.D. thesis, prepared at Tel-Aviv University under the supervision of Prof. Micha Sharir. It appeared in SoCG 98 [\[Har98a\]](#) and CGTA [\[Har98b\]](#).

[†]School of Mathematical Sciences, Tel Aviv University, Tel Aviv 69978, Israel; sariel@math.tau.ac.il.

[‡]ReL^AT_EXed on January 5, 2026.

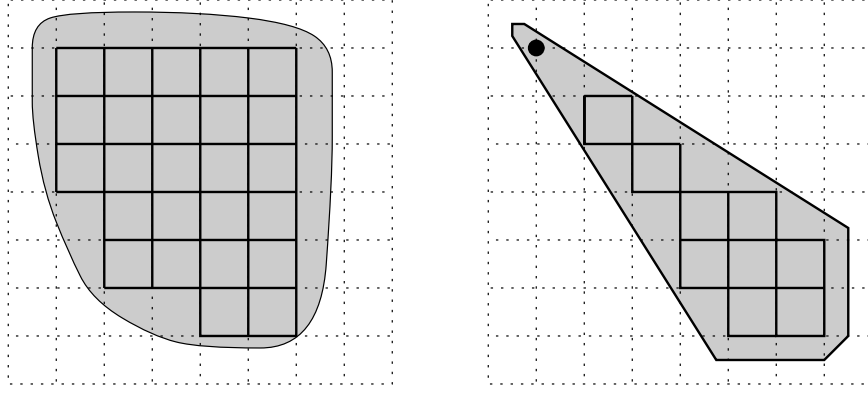


Figure 1.1: On the left, a convex body C such that $C \cap \mathcal{L}$ is lattice-connected; on the right, a convex body C such that $C \cap \mathcal{L}$ is not lattice-connected

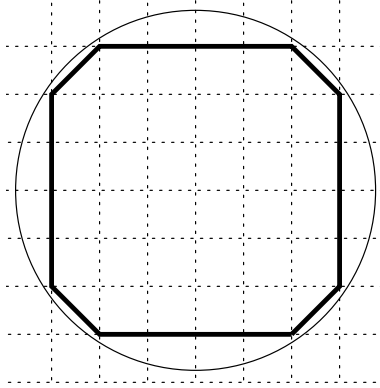


Figure 1.2: A disk and its corresponding discrete convex hull

of updates and retrievals of the sum of values of the points of G within a disk, such that a retrieval or update operation takes $O(N^{2/3} \log^3 N)$ time. (An update operation modifies the value associated with a vertex of G) The first stage in answering a query, in the algorithm of [KV86], is the computation of the discrete hull of the query disk. Katz and Volper do not present an efficient algorithm for computing the discrete hull of a disk, and their bound holds when counting only the semi-group operations (see [KV86]). By our main result, their algorithm can be extended such that their bound holds in the regular RAM model as well.

Our algorithm employs a variant of the continued-fraction technique used to approximate a real number by rationals with small denominators. We first review the machinery needed for this algorithm in Section 2, and give a geometric interpretation of it that we will later exploit. The connection between continued fractions and the discrete hull of a half-plane was already observed by Klein in 1895 (see [Dav83]). Furthermore, [GY86, LC92, KS96] use continued fractions to calculate convex polygonal chains that are discrete hulls of some specific shapes. We extend their techniques to handle the more general case of an arbitrary convex body.

Our discrete hull algorithm is presented and analyzed in Section 3. First, in Section 3.1, we derive several combinatorial bounds on the complexity of the discrete hull. Next, we describe, in Section 3.2, our algorithm in detail, and present several variants of the algorithm.

We have implemented this algorithm for the special case of a disk. The experimental results are reported in Section 4.

a	b	$\lfloor a/b \rfloor$	Representation of $(14, 31)$	The convergent r_i
31	14	2	$31(0, 1) + 14(1, 0)$	2
14	3	4	$14(1, 2) + 3(0, 1)$	$2 + \frac{1}{4}$
3	2	1	$3(4, 9) + 2(1, 2)$	$2 + \frac{1}{4 + \frac{1}{1}}$
2	1	2	$2(5, 11) + 1(4, 9)$	$2 + \frac{1}{4 + \frac{1}{1 + \frac{1}{2}}}$

Table 2.1: The convergents of the number $\frac{31}{14}$ can be obtained by calculating $\gcd(31, 14)$ by Euclid algorithm.

2. The Geometric Interpretation of Continued Fractions

In this section we review the machinery developed for the computation of continued fractions and discuss its geometric interpretation. For a review of continued fractions see [Dav83].

Given a positive real number r , it has a unique representation as a simple continued fractions:

$$r = q_0 + \frac{1}{q_1 + \frac{1}{q_2 + \frac{1}{q_3 + \dots}}} = q_0 + \frac{1}{q_1} \frac{1}{q_2} \frac{1}{q_3} \dots,$$

where $q_i > 0$, for $i > 0$, $q_0 \geq 0$, and q_0, q_1, \dots are integers. If $r = a/b$ is a rational (in reduced form), the continued fraction representation of r is finite, namely $r = q_0 + \frac{1}{q_1} \dots \frac{1}{q_n}$. Consider in what follows such an r . Moreover, the following recurrence holds

$$q_i = \lfloor x_i \rfloor, \quad x_{i+1} = \frac{1}{x_i - q_i}, \quad \text{for } i = 0, \dots, n,$$

where $x_0 = r$. In particular, the terms are byproduct of the calculation of the $\gcd(a, b)$, and thus can be calculated in $O(\log \min(a, b))$ time (See [CLR90]).

Given a reduced fraction $r' = a/b$, we define $G(r') = (b, a)$, a point of the integer lattice corresponding to r' .

The intermediate continued fractions, $r_i = q_0 + \frac{1}{q_1} \dots \frac{1}{q_i}$, for $i = 0, \dots, n$, are called the *convergents* of r . Let $\frac{a_i}{b_i}$ be the reduced form of r_i , for $i = 0, \dots, n$. The convergent r_i is an optimal approximation to r , in the sense that if $\frac{c}{d}$ is between r and r_i and $|\frac{c}{d} - r| < |\frac{a_i}{b_i} - r|$ then $d > b_i$, for $i = 1, \dots, n$. See [Dav83].

Let $p = G(r) = (b, a)$ be the point corresponding to r , and let $p_i = G(r_i) = (b_i, a_i)$ be the planar grid point corresponding to r_i , for $i = 0, \dots, n$. We then have $p_i = q_i p_{i-1} + p_{i-2}$, for $i = 0, \dots, n$, where $p_{-2} = (1, 0)$ and $p_{-1} = (0, 1)$. Furthermore, the only points of \mathcal{L} in $\triangle op_i p_{i+1}$ are its vertices, for $i = 0, \dots, n-1$ (see [Dav83]). We refer to p_0, \dots, p_n as the (geometric) convergents of p . All this is illustrated in Table 2.1.

Given two vectors $u, u' \in \mathcal{L}$, where the coordinates of u' are relatively prime, let $r = \text{ray}(u, u')$ be the ray emanating from u in the direction of u' . Let $p(r, i) = u + iu'$ be the i -th lattice point of the ray, for $i \geq 0$. We denote by $r[i]$ the closed segment on r between $p(r, i)$ and $p(r, i+1)$, for $i \geq 0$. We denote

Algorithm: GEOMGCD(r)Input: A rational number r .Output: The convergents of r : p_0, \dots, p_n .(I) Set $p_{-2} \leftarrow (1, 0), p_{-1} \leftarrow (0, 1), i \leftarrow 0$.Let l be the line $y = rx$.(II) Let $\xi_i = \xi(p_{i-2}, p_{i-1})$. If $\xi_i \cap l \neq \emptyset$ then let q_i be the index of the point lying on l , namely $p_i = q_i p_{i-1} + p_{i-2} \in l$. Clearly, p_i is the last convergent of r and we are done.Otherwise, let q_i be the largest integer such that $p_i = q_i p_{i-1} + p_{i-2}$ and p_{i-1} lie on different sides of l .(III) $i \leftarrow i + 1$. Goto step (II).

Figure 2.1: The algorithm for computing the discrete-hull simulates the above algorithm, that calculates the convergents of a rational number in a geometric manner.

by $\xi(u, u')$ the *discrete ray* emanating from u in the direction u' :

$$\xi(u, u') = \{u + iu' \mid i \in \mathbb{Z}, i > 0\}.$$

The execution of the *gcd* algorithm can be interpreted as a geometric algorithm in the following manner: The intermediate numbers a_i, b_i in the i -th stage of the *gcd* algorithm are the coefficients of $p = G(r)$ in its representation in the base $\{p_{i-1}, p_{i-2}\}$. Each iteration refines the base by replacing its shorter vector by a longer one (the new convergent), such that p remains ‘in the middle’ (i.e., p remains a positive combination of the two base vectors). This process continues until the last convergent is equal to p .

Thus, calculating the convergents of r can be done in a geometric setting. The algorithm GEOMGCD that does so is presented in Figure 2.1, and an example of its performance is shown in Figure 2.2. Note that in the algorithm, the division operation of the *gcd* is replaced by a discrete ray-shooting.

If $r > 0$ is irrational, the odd convergents p_{-1}, p_1, \dots are the vertices of the discrete hull of the region that lies above the line l in the positive quadrant of the plane, where l is the line $y = rx$. Similarly, the even convergents p_{-2}, p_0, \dots are the vertices of the discrete hull of the region that lies below l in the x positive half-plane. Those two polygonal chains lie in the half-planes defined by l , and they intersect l only if r is rational (see [Dav83]).

3. The Discrete Hull

In this section, we introduce the notion of discrete hull and provide an algorithm for its computation. In Section 3.1, we prove several bounds on the complexity of the discrete hull. In Section 3.2, we describe algorithm for computing the discrete hull.

3.1. Combinatorial Bounds on the Complexity of the Discrete Hull

Given a convex body C in the plane, we define the *discrete hull* C^0 of C as the convex hull of $C \cap \mathcal{L}$, where $\mathcal{L} = \mathbb{Z} \times \mathbb{Z}$ is the integer lattice. The following lemma is well known [And63, BB91, KV86, Thi91].

a	b	$\lfloor a/b \rfloor$	Current representation of $(5, 8)$	The convergent r_i
8	5	1	$8(0, 1) + 5(1, 0)$	1
5	3	1	$5(1, 1) + 3(0, 1)$	$1 + \frac{1}{1}$
3	2	1	$3(1, 2) + 2(1, 1)$	$1 + \frac{1}{1+\frac{1}{1}}$
2	1	2	$2(2, 3) + 1(1, 2)$	$1 + \frac{1}{1+\frac{1}{1+\frac{1}{2}}}$

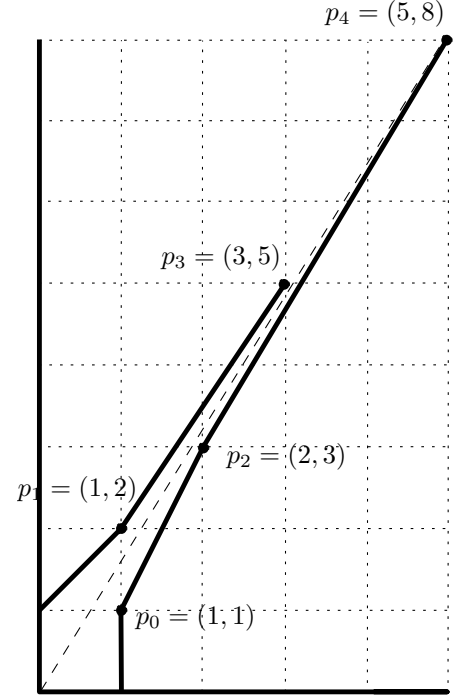


Figure 2.2: The convergents generated by $\text{GEOMGCD}(8/5)$

For the sake of completeness we provide here a simple proof. A similar proof has been given in [KV86].

Lemma 3.1. *Let C be a convex polygon in the plane, all of whose vertices belong to \mathcal{L} , and let D be its diameter. Then C has $O(D^{2/3})$ vertices.*

Proof: The polygon C is contained in an axis-parallel square of size D , thus the perimeter $P(C)$ of C is at most $4D$.

Let p_1, \dots, p_m be the vertices of C in their counterclockwise order around C .

Let $V = \{v_1, \dots, v_m\}$ be the set of vectors connecting consecutive vertices on ∂C ; that is, $v_i = p_{i+1} - p_i$, for $i = 1, \dots, m-1$, and $v_m = p_1 - p_m$.

Let l be a parameter to be specified shortly. By definition, $P(C) = \sum_{v \in V} |v|$. Thus, there are at most $4D/l$ vectors in V of length larger than or equal to l .

Clearly, V cannot contain three collinear vectors, for otherwise one of the points p_i would have to lie in the relative interior of an edge of ∂C , so it cannot be a vertex of C . This argument also implies that any pair of collinear vectors in V must have opposite orientations. Thus the number of vectors in V of length smaller than l is at most the number of lattice points at distance smaller than l from the origin, which in turn is at most $4l^2$.

Thus the number of vertices of C is upper bounded by $\frac{4D}{l} + 4l^2$. Set $l = (D/2)^{1/3}$, the bound becomes $6 \cdot \sqrt[3]{2} D^{2/3}$ and the lemma follows. 

For the a case of disk, we have the following extension of Lemma 3.1.

Lemma 3.2. *Let D be a disk of radius $r > 1$ in the plane. Then $|\mathcal{L} \cap \partial \text{DiscreteHull}(D)| = O(r^{2/3})$.*

Proof: Let $D^0 = \text{DiscreteHull}(D)$. For an edge $e = \overrightarrow{pq}$ of D^0 , we define its *weight* to be $w(e) = |\mathcal{L} \cap e| - 1$. We assume that e is oriented so that $\text{int } D^0$ lies to the left of e . Let $v = v(e)$ be the direction vector of e ;

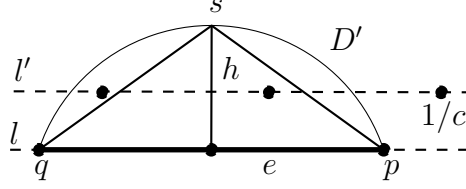


Figure 3.1: Illustrating the proof that $h \leq 2/c$ when $w(e) > 1$.

namely, the shortest lattice vector which is parallel to e and points in the same direction. Let $c = \|v\|$. Clearly, $w(e) = \|e\|/c$.

Let l be the line passing through e , and let H^- denote the half-plane bounded by l that does not contain the center of D . Let D' denote the disk of radius r whose boundary passes through p and q , and whose center lies in the same side of l as the center of D .

Clearly, $H^- \cap D' \subseteq H^- \cap D$. Let s denote the point on $H^- \cap \partial D'$ with a tangent to D' that is parallel to e . Let h be the distance between s and e . See Figure 3.1.

We claim that if $w = w(e) > 1$ then $h \leq 2/c$. Indeed, let l' be the translation of l by distance $1/c$ into H^- . The line l' contains points of the lattice \mathcal{L} , and the distance between two consecutive lattice points on l' is c (See [HW65, Chap. 3]). Thus, if $h \geq 2/c$ then $\|l' \cap D\| \geq \|l' \cap D'\| \geq c$. This however imply that there must be a point of \mathcal{L} inside $H^- \cap D'$, contradicting the fact that e is an edge of D^0 .

An easy calculation shows that $h = r - \sqrt{r^2 - w^2 c^2 / 4}$. Thus, if $w > 1$ then $r - \sqrt{r^2 - w^2 c^2 / 4} \leq 2/c$, implying that

$$\frac{w^2 c^2}{2r} \leq \frac{w^2 c^2}{r + \sqrt{r^2 - \frac{w^2 c^2}{4}}} \leq \frac{8}{c}.$$

Thus $w(e) = w \leq \frac{4\sqrt{r}}{c^{3/2}}$. This implies that, for $w \geq 2$, the maximum possible value of c is $c \leq \lceil \sqrt[3]{4r} \rceil$.

The number of lattice vectors of length between c and $c+2$ is $O(c)$, and, by Lemma 3.1, the number of edges of D^0 is $O(r^{2/3})$. Hence, the number of lattice points lying on the edges of D^0 is bounded by the number of edges of weight one, plus the number of lattice points lying on edges of weight larger than 1; that is, this number is


$$O(r^{2/3}) + \sum_{c=1}^{\lceil \sqrt[3]{4r} \rceil} O(c) \cdot \frac{4\sqrt{r}}{c^{3/2}} = O(r^{2/3}) + O\left(\sqrt{r} \cdot \sum_{c=1}^{\lceil \sqrt[3]{4r} \rceil} \frac{1}{\sqrt{c}}\right) = O(r^{2/3}).$$



Remark 3.3. Lemma 3.2 was proved independently by Bárány [Bár96] (but was not published). Furthermore, Bárány and Larman [BL98] showed that the number of k -dimensional faces of the discrete hull of the ball of radius r centered at the origin (in dimension d) is $\Theta(r^{\frac{d(d-1)}{d+1}})$, for $k = 0, \dots, d-1$. All these results were obtained recently and independently after the original preparation of this paper.


Remark 3.4. For a compact convex and smooth shape C in the plane, such that the curvature of C is bounded from below by $c > 0$, the number points $|\mathcal{L} \cap \partial \text{DiscreteHull}(C)|$ is $O((1/c)^{2/3})$. This follows by a straightforward extension of the proof of Lemma 3.2.

Lemma 3.5. *Given a triangle T , such that two of its vertices belong to \mathcal{L} , the number of vertices of the discrete hull of T is at most $2\lceil \log_\phi \delta(T) \rceil + 7$, where $\phi = \frac{\sqrt{5}+1}{2}$ is the Golden Ratio.*

Proof: Kahan and Snoeyink showed in [KS96] how to compute the discrete hull inside such a triangle in $O(\log \delta(T))$ time. A careful inspection of their algorithm reveals that it generates at most $2\lceil \log_\phi \delta(T) \rceil + 7$ vertices. 

Lemma 3.6. *Given a polygon P with n edges in the plane, the complexity of the discrete hull of P is at most $(2\lceil \log_\phi \delta(T) \rceil + 7)n$, where $\delta(P)$ is the diameter of P .*

Proof: Let P^0 be the discrete hull of P , and p a vertex of P . Let r^+, r^- denote the two rays that emanate from p and are tangent to P^0 , and let v_p^+, v_p^- be the two vertices of P^0 , furthest from p , that lie on r^+, r^- , respectively. Clearly, the vertices of P^0 inside $T = \triangle pv^-v^+$ belong to the discrete hull of T . By Lemma 3.5, the number of those vertices (including v^- and v^+), which, in particular, include all vertices of P^0 that are visible from p , is at most $2\lceil \log_\phi \delta(T) \rceil + 7$.

Applying the above argument to all the vertices of P , we have that the number of vertices of P^0 is bounded by $(2\lceil \log_\phi \delta(T) \rceil + 7)n$, since each vertex of P^0 is visible from at least one of the vertices of P . 

3.2. The Discrete Hull Algorithm

In this section, we present an output sensitive algorithm for computing the discrete hull. The main procedure that we present here receives as input a sufficiently round convex body C , and a vertex p of C^0 . It computes the next vertex p' of C^0 counterclockwise from p . The full algorithm first computes an initial (e.g., the lowest) vertex p_0 of C^0 , and then applies repeatedly the above procedure until all vertices of C^0 are obtained.

We assume a model of computation in which C is given implicitly so that (a) we are given a lattice point inside C , and (b) we can obtain, in constant time, the intersection points of any query line with ∂C , when these points exist. Moreover, we also include the floor function in our model of computation. This allows us also to perform, in constant time, discrete ray shootings, where, for a query discrete ray $\xi(u, v)$, we want to find its first point inside or outside C .


Let $T = \triangle ovw$ be a right-angle triangle, such that o is the origin, $v = (x(v), y(v))$ lies in the positive quadrant of the plane, and $w = (x(v), 0)$ lies on the x -axis. The point u of the (upper) edge ou of the discrete hull of T is a multiple of u' , where u' is the largest (even) convergent of v that still lies inside T . (See Figure 2.2 for an illustration: Let v be a point slightly below p_4 ; then op_2 is the upper edge of the discrete hull.) This observation (or a variant of it) has been used in calculating parts of the discrete hull in some special cases, where the body is polygonal or given in an explicit form. See [GY86, LC92, KS96]. In fact, u is calculated in [KS96] by performing ray-shootings inside and outside T , an idea that we extend to handle our more general settings.

Unfortunately, these methods fail when the body is either given in an implicit form or is not polygonal. We present an extension to the above techniques, where we compute the convergents of the required edge direction by performing a sequence of ray-shootings on the given body.

Lemma 3.7. *Let $\rho = (a, b)$ be a point of the lattice \mathcal{L} , such that $a, b > 0$ and $\gcd(a, b) = 1$. Let $\rho_0, \dots, \rho_n = \rho$ be the sequence of convergents of ρ .*

Then the segment $s = \rho_i \rho'_i$ must intersect the segment op , where o denote the origin and $\rho'_i = \rho_i + \rho_{i-1}$, for $i = 0, \dots, n$.

Proof: Let l be the line passing through o and ρ . By definition, $\rho_i = q_i \rho_{i-1} + \rho_{i-2}$ and q_i is maximal such that ρ_i lies on the same side of l as ρ_{i-2} . Thus, $\rho_i \rho'_i$ must intersect l , or q_i would not be maximal.

Moreover, $\rho_i \rho'_i$ must intersect op , or else the vector ρ_{i+1} would be longer than ρ , which is impossible. 

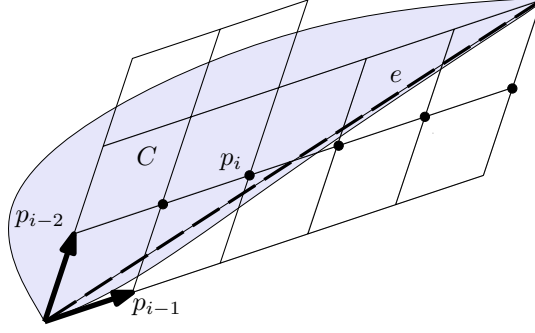


Figure 3.2: Illustrating an iteration of FINDEDGEDIRECTION

Let e' be the (currently unknown) vector connecting p with p' . Let e be the reduced vector (i.e. $\gcd(x(e), y(e)) = 1$) having the same direction as e' . Given e , we can easily obtain p' by calculating the last intersection between C and the discrete ray- $\xi(p, e)$. Without loss of generality, we assume that both coordinates of e are positive. This issue is discussed later in more detail.

In the following, we assume, for simplicity, that p is the origin. The algorithm, FINDEDGEDIRECTION, calculates the convergents of e , and thus e itself, by simulating the execution of GEOMGCD on e . The idea is to replace the half-plane ray-shooting of GEOMGCD by ray shootings on ∂C . FINDEDGEDIRECTION generates several candidates for the vector e , because, unlike GEOMGCD, the vector e is not given explicitly, and the algorithm does not know when to stop. The required vector e is simply the clockwise-most vector out of the group of generated candidates.

Let l be the line passing through e . Denote by H^+ the open half-plane lying to the left of e , and by H^- the open half-plane lying to the right of e .

The odd convergents of e are the approximations to e from ‘inside’ C (namely, these convergents lie inside H^+ and may lie inside C), and the even convergents are the approximations to e from the ‘outside’ of C (namely, these convergents do not lie inside C , and lie inside H^- , except maybe for the last convergent that may lie on l).

We now describe FINDEDGEDIRECTION in detail. The algorithm starts with $p_{-2} = (1, 0)$ and $p_{-1} = (0, 1)$. In the i -th stage the algorithm calculates the intersection between $\text{ray}_i = \text{ray}(p_{i-2}, p_{i-1})$ and C . By the relation $p_i = q_i p_{i-1} + p_{i-2}$ it follows that the next convergent of e lies on the discrete ray $\xi_i = \xi(p_{i-2}, p_{i-1})$. If ray_i does not intersect C then we stop the procedure, since by Lemma 3.7 we know that all the convergents of e were computed. Otherwise, we apply Lemma 3.7 to decide what is the next convergent. There are two cases:

- **i is odd:** Let k be maximal such that $\text{ray}_i[k] \cap C \neq \emptyset$. If $k = 0$ then we are done, in the sense that all convergents of e have already been computed (otherwise, we would have $p_i = p_{i-2}$, which is impossible, for $i > 0$, because all the convergents are distinct). Set $p_i \leftarrow p(\text{ray}_i, k)$. If $p_i \in C$ then p_i might be e , and thus it is a candidate for the vector e .
- **i is even:** Let k be minimal such that $\text{ray}_i[k] \cap C \neq \emptyset$. If $p(\text{ray}_i, k+1) \in C$, then it is a candidate for the vector e , otherwise $p(\text{ray}_i, k)$ is a convergent of e . If $k = 0$ and $i > 0$ then we are done. Otherwise, set $p_i \leftarrow p(\text{ray}_i, k)$.

The algorithm returns the clockwise-most vector out of the candidates generated. See Figure 3.2.

Let p_0, \dots, p_n be the convergents of e . The correctness of FINDEDGEDIRECTION follows from the fact that it performs exactly the same ray-shootings as GEOMGCD(e) performs, up to the $(n-1)$ -th stage, and selects the correct points on these rays to be the convergents of e . It is easy to verify, that if

one of the results of these $n - 1$ ray-shootings of `FINDGEDIRECTION` differs from the corresponding $(n - 1)$ ray-shootings of `GEOMGCD`(e), then e is not the direction of the next edge of the discrete hull, because there exists a vector of \mathcal{L} that lies inside C and is clockwise to e . This implies that e is not an edge of the discrete hull, which is a contradiction.

As for the running time of the algorithm, we notice that the coordinates of the sequence of convergents that `FINDGEDIRECTION` generates, are a “super-Fibonacci” sequence since $x(p_i) \geq x(p_{i-1}) + x(p_{i-2})$ and $y(p_i) \geq y(p_{i-1}) + y(p_{i-2})$. Thus $\|p_i\| \geq |F_i| = \lfloor \phi^i / \sqrt{5} \rfloor$, where F_i is the i -th Fibonacci number and $\phi = \frac{\sqrt{5}+1}{2}$ is the Golden Ratio (See [CLR90]).

Thus, the $(2 + \lceil \log_\phi \delta(C) \rceil)$ -th convergent generated by `FINDGEDIRECTION` must lie outside C , and the ray created in the next step will not intersect C , implying that the algorithm will have terminated by this iteration. Each iteration of the algorithm takes $O(1)$ time, and, as just argued, there are at most $O(\log \delta(C))$ iterations. Thus, the total running time of `FINDGEDIRECTION` is $O(\log(\delta(C)))$. However, it might be that no candidate was generated by `FINDGEDIRECTION`. This implies that our assumption that $x(e), y(e) \geq 0$ is false, and e does not lie in the positive quadrant of the plane.

Thus, during the calculation of the discrete hull, the algorithm can either maintain the current quadrant of the plane containing e , or alternatively, perform a search for e in each quadrant of the plane. Picking e out of the (at most) four candidates generated can be done in $O(1)$ time, by computing their convex hull C_H , where e is the first edge of C_H encountered when tracing ∂C_H in a counterclockwise direction starting from o .

We thus obtain:

Theorem 3.8. *Given (i) a compact convex shape C in the plane such that the intersection between C and a line can be calculated in $O(1)$ time, and (ii) a vertex v_0 of the discrete hull C^0 of C , then C^0 can be calculated in $O(|C^0| \log \delta(C))$ time and $O(1)$ space, where $|C^0|$ denotes the number of vertices of C^0 .*

Although the assumption in **Theorem 3.8** on the availability of a vertex of the discrete hull seems to be self-defeating, it can be replaced by a more natural condition, as follows.

Definition 3.9 (Lattice Connected Set). Let $\hat{G} = (\mathcal{L}, E)$ be the *lattice graph*, whose edges connect every pair of lattice points at distance 1. A subset S of \mathcal{L} is *lattice-connected* if the induced subgraph \hat{G}_S is connected.

Lemma 3.10. *Given a compact convex body C in the plane, such that $C \cap \mathcal{L}$ is lattice-connected, and a point $v \in C \cap \mathcal{L}$, then a point on the discrete hull of C can be calculated in $O(\log \delta(C))$ time.*

Proof: The idea is to perform an unbounded search for the lowest vertex of the discrete hull of C . We intersect C with the horizontal lines l_i passing through $v + (0, -2^i)$, for $i = 1, 2, \dots$, and stop as soon as we encounter a horizontal line, l_k , that does not intersect $C \cap \mathcal{L}$. We then perform a binary search for the bottom horizontal line of the grid that intersects C , between the horizontal line passing through v and l_k . The lattice-connectivity of $C \cap \mathcal{L}$ guarantees the correctness of this procedure.

Since $k \leq 1 \lceil \log \delta(C) \rceil$, it follows that the binary search is performed on an interval of size $O(\delta(C))$.


Given this line, we can calculate a vertex of the discrete hull by performing a single ray-shooting. 🐛

We thus obtain the main result of this paper:

Theorem 3.11. *Given a compact convex shape C in the plane such that the intersection between C and any line can be calculated in $O(1)$ time, such that $C \cap \mathcal{L}$ is lattice-connected and such that a point in $C \cap \mathcal{L}$ is available, then the discrete hull C^0 of C can be calculated in $O(|C^0| \log \delta(C))$ time and $O(1)$ space, where $|C^0|$ denotes the number of vertices of C^0 .*

In particular, we have the following corollary:


Corollary 3.12. *The discrete hull of a disk D of radius r in the plane can be calculated in $O(r^{2/3} \log r)$ time and $O(1)$ space.*

Proof: In $O(1)$ time we can find a point $v^0 \in D \cap \mathcal{L}$, by finding the closest point in the lattice to the center of D . Unless $r < 1/\sqrt{2}$, $D \cap \mathcal{L}$ is not empty and is always lattice-connected, so, by Lemma 3.10, a vertex of the discrete hull of D can be calculated in $O(\log r)$ time. The corollary is now an immediate consequence of Theorem 3.11 and Lemma 3.1. 

Given a convex polygon P with n edges in the plane, the algorithm of Lee and Chang [LC92] computes, in $O(n + \log \delta(P))$ time, a vertex of the discrete hull. All the algorithms described so far, assume that ray-shooting on C can be computed in $O(1)$ time. In general, if $T(n)$ is the time for answering ray-shooting queries on C , then the running time increases by a factor of $T(n)$. For example, we have the following:

Corollary 3.13. *Let P be a convex polygon with n edges in the plane. The discrete hull P^0 of P can be computed in $O(n + |P^0| \log \delta(P) \log n)$ time, where $|P^0|$ denotes the number of vertices of P^0 .*

Proof: Using the algorithm of [LC92], we compute in $O(n + \log \delta(P))$ time a vertex v_0 of the discrete hull. We preprocess P in $O(n)$ time to answer ray-shooting queries, in $O(\log n)$ time, by computing the Dobkin-Kirkpatrick hierarchical decomposition of P [DK85].

We then compute the discrete hull using the algorithm of Theorem 3.11. Since each ray-shooting takes $O(\log n)$ time, the resulting algorithm runs in $O(|P^0| \log \delta(P) \log n)$ time. 

Corollary 3.14. *The discrete hull of a convex n -gon P can be computed in time $O(n \log n \log^2 \delta(P))$.*

Proof: Readily follows from Corollary 3.13 and Lemma 3.6. 

Using Lemma 3.6, it is possible to replace the conditions in Theorem 3.11 by a more natural condition.

Theorem 3.15. *Given a compact convex shape C in the plane and a point $p \in C$, such that the intersection between C and any line can be calculated in $O(1)$ time, the discrete hull C^0 of C can be calculated in $O(\log^2 \delta(C) + |C^0| \log \delta(C))$ time and $O(1)$ space, where $|C^0|$ denotes the number of vertices of C^0 .*

Proof: Let $B(C)$ denote the axis-parallel bounding box of C , and let B denote the discrete hull of $B(C)$ (which is an axis parallel rectangle). Using unbounded search (starting from a lattice point near p), similar to the one in the proof of Lemma 3.10, one can compute B , in $O(\log \delta(C))$ time, by performing a sequence of vertical and horizontal ray-shootings on C .

Let $C' = C \cap B$. Clearly $\text{DiscreteHull}(C) = \text{DiscreteHull}(C')$, and one can compute the intersection of C' with a line, in $O(1)$ time, by computing the corresponding line-intersections with C and B .

Let p_0, p_1 be two x -extreme points of C' , such that p_0 and p_1 lie on different sides of B , and let $e = p_0 p_1$. If $|e| < 100$ then compute the discrete hull of C , in $O(1)$ time, by performing at most $2 \cdot 100$ vertical ray-shootings.

Otherwise, let \mathcal{T} be the vertical trapezoid such that e is its upper edge, the length of its shorter vertical edges is δ , and its bottom edge is horizontal, where δ is the diameter of B . See Figure 3.3.

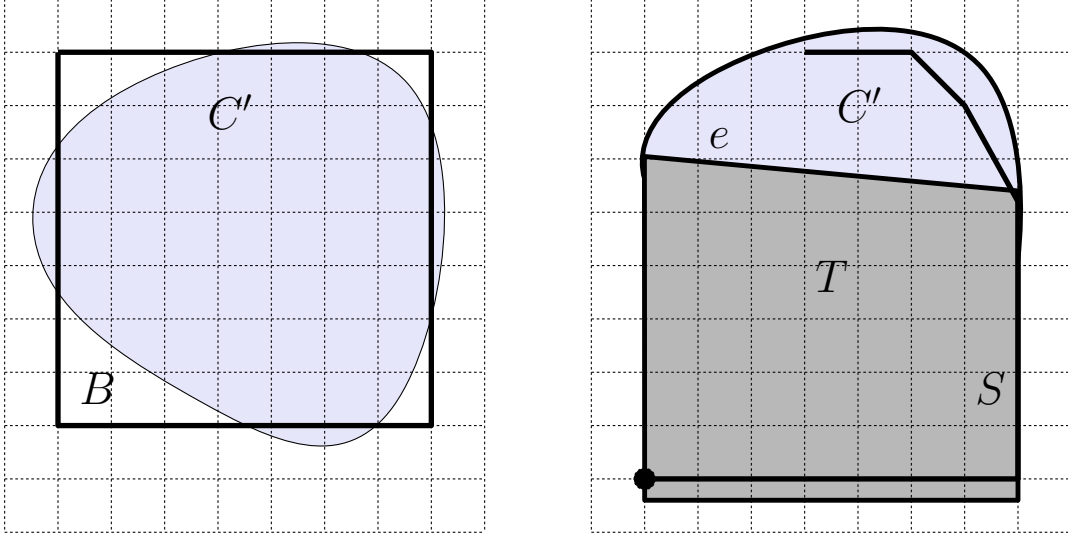



Figure 3.3: Computing a vertex of the discrete hull of C .

r	Avg. Number of Points on Discrete Hull	Max. Number of Iterations Per Edge	Time in Seconds	
			DCH	IG
10	16	5	0.0015	0.0010
100	74	6	0.0097	0.0097
1,000	345	7	0.0550	0.0890
10,000	1,603	9	0.2935	0.8991
100,000	7,442	11	1.5259	9.0403
1,000,000	34,535	13	7.9662	90.4785
10,000,000	160,317	14	43.0855	906.9861

Table 4.1: Experimental results for the discrete hull of a disk D of radius r . The center of the disk was randomly chosen in the unit square, one hundred times for each indicated radius.

Using the algorithm of [Theorem 3.8](#), one can compute, in $O(\log^2 \delta(C))$ time, a chain S of m adjacent vertices of the discrete hull of $C' \cup \mathcal{T}$, starting from the lowest lattice point lying on the left edge of \mathcal{T} , where $m = 1 + 4(2\lceil \log_\phi(2\delta(C)) \rceil + 7)$. If $C' \setminus \text{int } \mathcal{T}$ contains a vertex of C^0 , then S must contain such a vertex. Otherwise, by [Lemma 3.6](#), we have $S = \text{DiscreteHull}(\mathcal{T}) = \text{DiscreteHull}(\mathcal{T} \cup C')$.

If no such vertex was found, apply the above procedure to the corresponding symmetric vertical trapezoid having e as its lower edge, in order to compute a vertex of C^0 below e (if such a vertex exists). Thus, we can compute a vertex of C^0 , in $O(\log^2 \delta(C))$ time, if such a vertex exists.

Starting from this vertex of the discrete hull, one can compute C^0 , in $O(|C^0| \log \delta(C))$ time, by the algorithm of [Theorem 3.8](#). 

4. Experimental Results

We have implemented the discrete hull algorithm of [Section 3](#), for the special case where C is a disk. The algorithm was implemented in C++ on a Sun Sparc-10. The implementation is straightforward, and consists of about 150 lines of source code.

As a competing, naive algorithm, we implemented a variant of the Graham convex-hull algorithm

r	Points on DH			$ DH /r^{2/3}$		
	Min	Max	Avg.	Min	Max	Avg.
10	15	20	16	3.750	5.000	4.143
100	68	85	74	3.238	4.048	3.555
1,000	333	360	345	3.330	3.600	3.450
10,000	1,568	1,636	1,603	3.379	3.526	3.456
100,000	7,355	7,521	7,442	3.415	3.492	3.455
1,000,000	34,358	34,720	34,535	3.436	3.472	3.454
10,000,000	159,879	160,674	160,317	3.445	3.462	3.454

Table 4.2: Experimental results on the size of the discrete-hull of a disk of radius r .

r	Points on DHS			$ DHS /r^{2/3}$		
	Min	Max	Avg.	Min	Max	Avg.
10	32	46	40	8.000	11.500	10.123
100	216	251	235	10.286	11.952	11.216
1,000	1,075	1,278	1,217	10.750	12.780	12.173
10,000	5,697	6,260	5,986	12.278	13.491	12.902
100,000	28,081	29,748	28,807	13.037	13.811	13.374
1,000,000	133,964	139,767	137,535	13.396	13.977	13.754
10,000,000	637,281	657,949	647,339	13.730	14.175	13.947

Table 4.3: Experimental results on the number of lattice points on the boundary of the discrete hull of a disk of radius r .

(See [ORo98]), whose input consists of $O(r)$ lattice points, namely, the two extreme points on every vertical lattice line that intersects C . This algorithm generates the points “on demand”, instead of calculating them in advance (thus using only $O(1)$ storage). This algorithm takes $O(r)$ time to calculate the discrete hull of a disk of radius r .

See Table 4.1, Table 4.2, and Table 4.3 for results from experimenting with the algorithm, where IG and DCH denote the naive and the new algorithm, respectively. As Table 4.1 testifies, the new algorithm is efficient in practice, and is faster than the ‘naive’ one, for $r \geq 100$.

As the results of Table 4.2 indicate, the average number of vertices of the discrete hull of a disk of radius r is about $3.45r^{2/3}$. The constant 3.45 is within the range 0.33...5.54 proven in [BB91]. Moreover, Balog also performed experimental testing for the case of disks centered at the origin, and got similar results [Bár96]. Thus, our results suggest that $\lim_{r \rightarrow \infty} |DH(D_r)|/r^{2/3}$ exists and lies in the range 3.44...3.46, where D_r is the disk of radius r centered at the origin. The existence of this limit was posed as an open question in [BB91].

We are not aware of any work that gives a rigorous analysis of this constant, and we leave it as an open problem for further research. Nevertheless, Balog and Deshoullier proved the existence of $\lim_{r \rightarrow \infty} |N(r)|/r^{2/3}$, where $N(r)$ is the average of $|DH(D_r)|$ over a small interval $[r, r + H]$ for some $H < 1$ [Bár96].

As the results of Table 4.3 indicate, the ratio between the average number of lattice points on the boundary of the discrete hull of a disk of radius r and $r^{2/3}$, appears to be monotone increasing. On the other hand, by Lemma 3.2 this ratio is $O(1)$. Thus, we conjecture that this ratio converges to a constant, as r tends to infinity.

Acknowledgments

I wish to thank my thesis advisor, Micha Sharir, for his help in preparing this manuscript. I also wish to thank Pankaj Agarwal, Imre Bárány, Alon Efrat, and Günter Rote for helpful discussions concerning this and related problems. The author also thank Gill Barequet and the referees for their comments and suggestions.

References

- [AHSV97] P. K. Agarwal, S. Har-Peled, M. Sharir, and K. R. Varadarajan. Approximate shortest paths on a convex polytope in three dimensions. *J. Assoc. Comput. Mach.*, 44(4): 567–584, 1997.
- [And63] G. E. Andrews. A lower bound for the volume of strictly convex bodies with many boundary lattice points. *Trans. Amer. Math. Soc.*, 106(2): 270–279, 1963.
- [Bár96] I. Bárány. *Personal communication*. Personal communication. 1996.
- [BB91] A. Balog and I. Bárány. On the convex hull of the integer points in a disc. *Proc. 7th Annu. ACM Sympos. Comput. Geom.*, 162–165, 1991.
- [BL98] I. Bárány and D. G. Larman. The convex hull of the integer points of a large ball. *Math. Ann.*, 312(1): 167–181, 1998.
- [BV92] I. Bárány and A. M. Vershik. On the number of convex lattice polytopes. *Geometry and Functional Analysis*, 2(4): 381–393, 1992.
- [CLR90] T. H. Cormen, C. E. Leiserson, and R. L. Rivest. *Introduction to Algorithms*. Cambridge, Mass.: The MIT Press, 1990.
- [Dav83] H. Davenport. *The Higher Arithmetic: Introduction to the Theory of Numbers*. Oxford: Oxford University Press, 1983.
- [DK85] D. P. Dobkin and D. G. Kirkpatrick. A linear algorithm for determining the separation of convex polyhedra. *J. Algorithms*, 6(3): 381–392, 1985.
- [EG94] A. Efrat and C. Gotsman. Subpixel image registration using circular fiducials. *Int. J. Comput. Geom. Appls.*, 4(4): 403–422, 1994.
- [GY86] D. H. Greene and F. F. Yao. Finite-resolution computational geometry. *Proc. 27th Annu. IEEE Sympos. Found. Comput. Sci.*, 143–152, 1986.
- [Har98a] S. Har-Peled. An output sensitive algorithm for discrete convex hulls. *Proc. 14th Annu. Sympos. Comput. Geom. (SoCG)*, 357–364, 1998.
- [Har98b] S. Har-Peled. An output sensitive algorithm for discrete convex hulls. *Comput. Geom. Theory Appl.*, 10: 125–138, 1998.
- [HSV96] S. Har-Peled, M. Sharir, and K. R. Varadarajan. Approximate shortest paths on a convex polytope in three dimensions. *Proc. 12th Annu. Sympos. Comput. Geom. (SoCG)*, 329–338, 1996.
- [HW65] G. Hardy and E. Wright. *The Theory of Numbers*. 4th. London, England: Oxford University Press, 1965.
- [KS96] S. Kahan and J. Snoeyink. On the bit complexity of minimum link paths: Superquadratic algorithms for problems solvable in linear time. *Proc. 12th Annu. Sympos. Comput. Geom. (SoCG)*, 151–158, 1996.

- [KV86] M. D. Katz and D. J. Volper. Data structures for retrieval on square grids. *SIAM J. Comput.*, 15(4): 919–931, 1986.
- [LC92] H. S. Lee and R. C. Chang. Approximating vertices of a convex polygon with grid points in the polygon. *Proc. 3rd Annu. Internat. Sympos. Algorithms Comput. (ISAAC '92)*, vol. 650. 269–278, 1992.
- [ORo98] J. O'Rourke. *Computational Geometry in C*. Cambridge University Press, Oct. 1998.
- [Thi91] T. Thiele. *Diplomarbeit*. MA thesis. Free University Berlin, Aug. 1991.