
ChronoPlastic Spiking Neural Networks: Adaptive Time Warping for Long Horizon Memory

Sarim Chaudhry

Department of Computer Science, Purdue University

Abstract

Spiking neural networks (SNNs) offer a biologically grounded and energy-efficient alternative to conventional neural architectures; however, they struggle with long-range temporal dependencies due to fixed synaptic and membrane time constants. This paper introduces ChronoPlastic Spiking Neural Networks (CPSNNs), a novel architectural principle that enables adaptive temporal credit assignment by dynamically modulating synaptic decay rates conditioned on the state of the network. CPSNNs maintain multiple internal temporal traces and learn a continuous time-warping function that selectively preserves task-relevant information while rapidly forgetting noise. Unlike prior approaches based on adaptive membrane constants, attention mechanisms, or external memory, CPSNNs embed temporal control directly within local synaptic dynamics, preserving linear-time complexity and neuromorphic compatibility. We provide a formal description of the model, analyze its computational properties, and demonstrate empirically that CPSNNs learn long-gap temporal dependencies significantly faster and more reliably than standard SNN baselines. Our results suggest that adaptive temporal modulation is a key missing ingredient for scalable temporal learning in spiking systems.

1. Introduction

Learning from temporally sparse and delayed signals is a central challenge in both biological and artificial intelligence. Although deep neural networks have achieved remarkable success on static perception tasks, their temporal reasoning capabilities often rely on architectural constructs such as recurrence, attention, or explicit memory buffers. In contrast, spiking neural networks (SNNs) process information through discrete events in time and are naturally suited for temporal computation, offering the promise of energy-efficient, event-driven intelligence.

Despite these advantages, practical SNNs exhibit a persistent weakness: difficulty learning long-range temporal dependencies when informative events are separated by large temporal gaps. This limitation arises primarily from the use of fixed synaptic and membrane time constants, which impose a rigid memory horizon (Pozzi et al., 2013; Gao et al., 2020; Pascanu et al., 2013). Signals arriving outside this horizon either decay away or cause saturation and instability.

Existing solutions address this problem through adaptive membrane time constants, slow neurons, temporal coding schemes, or attention-like mechanisms. However, these approaches operate on coarse temporal scales, introduce global computation, or rely on architectural components that are incompatible with neuromorphic constraints.

In this work, we propose ChronoPlastic Spiking Neural Networks (CPSNNs), a new architectural principle that re-frames temporal learning as adaptive time modulation. Instead of storing information explicitly or attending over time, CPSNNs dynamically adjust synaptic decay rates on a per-time-step basis using a learned control signal. This enables the network to stretch or compress time internally, preserving salient information exactly when needed.

Our contributions are:

- We introduce the ChronoPlastic synapse, which maintains fast and slow temporal traces with a learnable adaptive decay.
- We formulate CPSNNs as a differentiable, end-to-end trainable SNN architecture with linear-time complexity.
- We analyze how adaptive temporal modulation improves temporal credit assignment without attention or external memory.
- We empirically demonstrate faster convergence and higher accuracy on long-gap temporal tasks compared to standard and adaptive SNN baselines.

2. Related Work

2.1. Temporal Learning in Spiking Neural Networks

Early theoretical work established that spiking neurons possess a wealth of computational power when temporal coding is exploited (Maass, 1997; Bohte et al., 2002). However, practical training of SNNs remained difficult until the advent of surrogate gradient methods (Nefci et al., 2019; Zenke & Ganguli, 2018; Wu et al., 2019). Modern SNNs typically rely on leaky integrate-and-fire (LIF) dynamics with fixed decay parameters (Gerstner et al., 2014), which limits their effective temporal memory.

2.2. Adaptive Time Constants

Several works propose learning membrane time constants to extend temporal memory (Fang et al., 2021; Bellec et al., 2018). While effective, these adaptations are usually slow-changing and neuron-local, preventing fine-grained temporal control conditioned on instantaneous relevance, a limitation also noted in broader analyses of temporal learning in SNNs (Keesman & Müller, 2020).

2.3. Attention and External Memory

Attention mechanisms and external memory architectures have proven to be powerful in conventional sequence models, but introduce quadratic complexity and dense communication (Vaswani et al., 2017). Such mechanisms are fundamentally misaligned with the sparse, event-driven philosophy of neuromorphic computation.

2.4. Our Position

CPSNNs differ fundamentally from prior work by embedding temporal adaptivity within synaptic dynamics themselves. Rather than modifying neuron parameters globally or storing explicit memory, CPSNNs learn to modulate decay rates online, enabling selective memory extension with minimal overhead.

3. ChronoPlastic Spiking Neural Networks

3.1. Neuron Model

We adopt a discrete-time leaky integrate-and-fire (LIF) neuron model, which serves as the fundamental computational unit in our spiking networks. Discrete-time formulations are standard in trainable SNNs and align naturally with event-driven simulation and neuromorphic hardware constraints.

Let $s_t \in \{0, 1\}^C$ denote the presynaptic spike vector at time step t , where C is the number of presynaptic channels. Each neuron maintains a membrane potential $v_t \in \mathbb{R}$ that integrates incoming synaptic current while undergoing passive

leakage. The membrane dynamics evolve as

$$v_t = \alpha v_{t-1} + (1 - \alpha) I_t, \quad (1)$$

where I_t is the synaptic input current at time t and $\alpha \in (0, 1)$ is the membrane decay factor. The parameter α is related to the continuous-time membrane time constant τ_m via $\alpha = \exp(-\Delta t / \tau_m)$, where Δt is the simulation time step. Smaller values of α induce faster decay and shorter memory, while values closer to 1 yield longer temporal integration.

A spike is emitted when the membrane potential crosses a fixed threshold θ :

$$\hat{s}_t = \mathbb{I}[v_t > \theta], \quad (2)$$

where $\mathbb{I}[\cdot]$ denotes the indicator function. Upon spike emission, the membrane potential is reset according to

$$v_t \leftarrow (1 - \hat{s}_t) v_t, \quad (3)$$

which enforces a hard reset and prevents unbounded accumulation. This reset mechanism introduces an implicit nonlinearity and recurrence, enabling the neuron to encode temporal information in its internal state.

Importantly, the LIF neuron implements a form of exponentially weighted temporal integration: past inputs influence the current membrane potential with weights that decay geometrically over time. As a result, the neuron exhibits an implicit memory whose effective horizon is determined by α . However, this memory timescale is fixed throughout training and inference, which fundamentally limits the ability of standard SNNs to represent long-range temporal dependencies when relevant events are separated by variable or unknown delays.

The spike-generation function in Eq. (2) is non-differentiable, preventing the direct application of gradient-based optimization. To enable end-to-end training via back-propagation through time (BPTT), we employ surrogate gradient methods. During the backward pass, the derivative of the indicator function is replaced with a smooth approximation $\sigma'(v_t - \theta)$, typically chosen to be piecewise-linear or sigmoid-shaped:

$$\frac{\partial \hat{s}_t}{\partial v_t} \approx \sigma'(v_t - \theta). \quad (4)$$

This approach yields stable gradients while preserving the forward-pass spiking dynamics and has become a standard technique for training deep SNNs.

In our framework, the neuron model itself remains intentionally simple and biophysically grounded. Rather than modifying membrane dynamics or introducing neuron-specific adaptive time constants, we retain a fixed membrane decay and instead shift temporal adaptability to the synaptic

level. As we show in subsequent sections, this design choice enables CPSNNs to achieve flexible, input-conditioned temporal memory without sacrificing stability, locality, or computational efficiency.

3.2. ChronoPlastic Synapse

The central architectural component of CPSNN is the ChronoPlastic synapse, which is inspired by biological evidence that memory is distributed across multiple adaptive synaptic timescales (Buonomano, 2009; Buonomano & Laje, 2014), and endows each synaptic connection with adaptive, input-conditioned temporal dynamics. Unlike standard synapses that implement a single fixed exponential decay, ChronoPlastic synapses maintain multiple internal temporal traces and dynamically modulate their effective decay rates over time.

Each ChronoPlastic synapse maintains two internal state variables:

$$f_t = \alpha_f f_{t-1} + s_t, \quad (5)$$

$$z_t = \alpha_s^{\omega_t} z_{t-1} + s_t, \quad (6)$$

where $s_t \in \{0, 1\}^C$ denotes the presynaptic spike vector at time t , f_t is a fast trace, and z_t is a slow trace. The constants $\alpha_f, \alpha_s \in (0, 1)$ define the base decay rates, with $\alpha_f \ll \alpha_s$, ensuring that f_t captures short-term dynamics while z_t integrates information over much longer horizons.

The fast trace f_t responds rapidly to recent presynaptic activity and provides short-term sensitivity, analogous to fast synaptic currents or facilitation mechanisms. In contrast, the slow trace z_t serves as a long-term memory variable, preserving information across extended temporal gaps.

Crucially, the slow trace is not governed by a fixed decay constant. Instead, its effective decay is modulated by a learned warp factor $\omega_t \in (0, 1)$, which exponentiates the base decay α_s . Smaller values of ω_t slow down the decay, extending the effective memory timescale, while larger values accelerate forgetting.

This formulation can be interpreted as dynamically rescaling time itself:

$$z_t = \exp(\omega_t \log \alpha_s) z_{t-1} + s_t. \quad (7)$$

Thus, CPSNNs do not rely on a single fixed temporal scale but instead learn to warp the flow of time locally and continuously, conditioned on network state and input statistics.

The adaptive warp factor is produced by a lightweight control network:

$$\omega_t = \sigma(g([s_t, z_{t-1}])), \quad (8)$$

where $g(\cdot)$ is a small neural module (e.g., a linear layer or shallow MLP), $[\cdot, \cdot]$ denotes concatenation, and σ is a

sigmoid function that ensures bounded output. Conditioning ω_t on both current presynaptic activity s_t and the previous slow trace z_{t-1} enables the synapse to assess the relevance of incoming events in the context of accumulated temporal state.

Intuitively, when incoming spikes are sparse or highly informative, the control network can reduce ω_t , effectively slowing time and preserving past information. Conversely, in the presence of noisy or irrelevant activity, ω_t increases, accelerating decay and preventing memory saturation.

All ChronoPlastic operations are strictly local to the synapse and depend only on presynaptic spikes and synaptic state. No global attention, explicit memory buffers, or sequence-level normalization is required. As a result, CPSNNs retain linear time complexity in sequence length and neuron count, in contrast to quadratic-cost attention mechanisms.

The exponential form in Eq. (6) ensures that the slow trace remains bounded for all $\omega_t \in (0, 1)$, provided $\alpha_s \in (0, 1)$. Moreover, because ω_t is smoothly parameterized and trained jointly with synaptic weights, CPSNNs avoid the instability commonly observed in models with unconstrained adaptive time constants.

ChronoPlastic synapses are inspired by biological evidence that synaptic integration occurs across multiple timescales (Paugam-Moisy & Bohte, 2012; Mongillo et al., 2008; Zenke et al., 2015) and that effective synaptic persistence depends on recent activity patterns. Rather than assigning fixed or neuron-specific time constants, CPSNNs implement a form of activity-dependent synaptic persistence, aligning more closely with observed biological plasticity mechanisms.

While prior approaches introduce adaptive membrane time constants, attention over time, or external memory modules, CPSNNs embed temporal control directly into synaptic dynamics. This design enables simultaneous short-term responsiveness and long-term memory within a single, unified mechanism, without sacrificing locality or neuromorphic compatibility.

3.3. Synaptic Current

The ChronoPlastic synapse converts presynaptic activity and its internal temporal traces into a postsynaptic driving current via a structured linear combination:

$$I_t = W s_t + \lambda_f W f_t + \lambda_s W z_t, \quad (9)$$

where $W \in \mathbb{R}^{C \times H}$ denotes the synaptic weight matrix, f_t and z_t are the fast and slow traces defined in Eqs. (5)–(6), and $\lambda_f, \lambda_s \geq 0$ are scalar mixing coefficients.

Equation (9) decomposes synaptic input into three complementary components:

- an instantaneous term $W s_t$, which captures immediate presynaptic spikes and ensures rapid responsiveness;
- a short-term memory term $\lambda_f W f_t$, which integrates recent activity over a short temporal window;
- a long-term memory term $\lambda_s W z_t$, which preserves information across extended temporal gaps.

This decomposition allows CPSNNs to represent information across a continuum of timescales without relying on a single fixed decay constant or explicit memory storage.

From a signal processing perspective, the synaptic current can be interpreted as a learned projection of the input spike train onto a set of temporal basis functions. The fast and slow traces act as exponentially weighted filters with dynamically adjustable support, while the shared weight matrix W ensures that information at different timescales is combined coherently at the neuron level.

Unlike architectures that stack multiple recurrent layers to capture temporal structure, CPSNNs embed this multi-timescale representation directly within each synapse.

Crucially, the contribution of the slow trace z_t is not static. Because z_t itself evolves under adaptive time warping, the effective influence of the long-term term $\lambda_s W z_t$ grows or shrinks dynamically based on input relevance. When long-range dependencies are present, the network maintains a strong slow-trace contribution; when inputs are noisy or transient, the slow-trace influence naturally decays.

This mechanism enables CPSNNs to allocate memory only when needed, preventing both premature forgetting and uncontrolled accumulation.

The linear structure of Eq. (9) ensures that synaptic current magnitudes remain well-behaved. Since both f_t and z_t are bounded by construction and λ_f, λ_s are fixed scalars, the synaptic current does not grow unbounded even over long sequences. This contrasts with recurrent architectures in which hidden states can drift or explode without explicit normalization.

All terms in Eq. (9) are computed locally and require only matrix–vector multiplications. The additional cost of maintaining fast and slow traces scales linearly with neuron count and time, preserving the event-driven efficiency of spiking models. No quadratic attention operations or external memory reads are introduced.

Together with the adaptive trace dynamics described in the previous section, the synaptic current formulation allows CPSNNs to simultaneously exhibit:

- rapid reactions to new spikes,
- strong integration of recent temporal context,

- persistent memory across long temporal gaps.

This unified mechanism forms the basis for CPSNNs’ superior performance on long-horizon temporal learning tasks, as demonstrated empirically in Section 5.

4. Training and Optimization

CPSNNs are trained end-to-end using backpropagation through time (BPTT) with surrogate gradients, enabling gradient-based optimization despite the presence of non-differentiable spike events. All model parameters, including synaptic weights, trace mixing coefficients, and the adaptive time-warp control network, are optimized jointly.

The binary spike generation operation introduces discontinuities that prevent the direct application of gradient descent. To address this, we employ surrogate gradients that replace the derivative of the Heaviside step function with a smooth approximation during the backward pass. Specifically, gradients are propagated through the membrane potential using a bounded, piecewise-linear surrogate, which preserves training stability while maintaining biologically plausible dynamics. This approach follows established practice in modern SNN training and has been shown to scale effectively to deep and recurrent architectures.

Training proceeds by unrolling the network dynamics over the temporal dimension and applying BPTT across all time steps. Importantly, the ChronoPlastic synapse introduces no additional recurrence beyond the existing trace dynamics, allowing gradients to propagate naturally through fast and slow temporal pathways. Because the adaptive warp factor modulates decay rather than introducing explicit gating or memory writes, the temporal dependency graph remains linear in time, avoiding the instability commonly associated with long-horizon recurrent training.

A key property of CPSNNs is that the adaptive warp mechanism remains fully differentiable. The warp factor ω_t is produced by a lightweight control network composed of standard differentiable operations (linear layers and sigmoid nonlinearities). As a result, gradients flow not only through synaptic weights but also through the temporal modulation pathway itself. This enables the network to learn when to preserve information and when to forget, directly from the task loss, without auxiliary supervision or hand-tuned decay schedules.

Unlike prior approaches that treat temporal constants as fixed hyperparameters or slowly adapting state variables, CPSNNs optimize temporal dynamics jointly with representational parameters. The synaptic weights W , trace coefficients λ_f and λ_s , and control network parameters are updated simultaneously, allowing the model to co-adapt spatial representations and temporal memory allocation. This joint

optimization is critical for achieving robust performance across variable gap lengths and noise conditions.

We use the Adam optimizer (Kingma & Ba, 2015) with default momentum parameters ($\beta_1 = 0.9, \beta_2 = 0.999$) and a learning rate selected per experiment. Adam’s adaptive step sizes are particularly effective in the CPSNN setting, where gradients associated with long-term memory pathways may be sparse or delayed. Training is performed using mini-batch stochastic optimization, and gradients are clipped when necessary to ensure numerical stability.

Despite its enhanced temporal flexibility, CPSNN introduces only a modest computational overhead relative to standard SNNs. The additional cost arises from maintaining fast and slow traces and evaluating the control network, all of which scale linearly with neuron count and time. No quadratic attention mechanisms or external memory accesses are required. As a result, CPSNNs retain the efficiency and parallelism necessary for large-scale training and deployment on neuromorphic hardware.

Overall, this training framework enables CPSNNs to learn long-range temporal dependencies reliably and efficiently, forming the foundation for the empirical gains demonstrated in Section 5.

Algorithm 1 summarizes the forward dynamics of a CPSNN layer over a temporal sequence.

5. Experiments

5.1. Long-Gap Temporal XOR Task

We evaluate CPSNNs on a controlled synthetic benchmark designed to isolate long-range temporal credit assignment in spiking systems. Event-driven temporal tasks are known to stress fixed-timescale models (Lagorce et al., 2017; Amir et al., 2017), making them ideal for evaluating adaptive synaptic memory. Each input sequence consists of sparse binary spike events over C input channels and a fixed temporal horizon T . Exactly two informative cue spikes are injected at distinct time steps t_1 and t_2 , where the temporal gap $\Delta = t_2 - t_1$ is sampled uniformly from a configurable range $[\Delta_{\min}, \Delta_{\max}]$.

The two cue spikes occur on channels a and b , respectively. The binary label is defined as the XOR of the parity of the cue channels,

$$y = (a \bmod 2) \oplus (b \bmod 2), \quad (10)$$

requiring the network to (i) identify which spikes are task-relevant, (ii) preserve information across a potentially long temporal gap, and (iii) correctly integrate both cues to produce the final decision.

To prevent trivial solutions, the remaining time steps may

Algorithm 1 CPSNN Forward Pass

Require: Input spike sequence $\{s_t\}_{t=1}^T$

- 1: Initialize membrane potential v_0 , fast trace f_0 , slow trace z_0
- 2: **for** $t = 1$ to T **do**
- 3: Update fast trace: $f_t \leftarrow \alpha_f f_{t-1} + s_t$
- 4: Compute adaptive warp factor: $\omega_t \leftarrow \sigma(g([s_t, z_{t-1}]))$
- 5: Update slow trace: $z_t \leftarrow \alpha_s^{\omega_t} z_{t-1} + s_t$
- 6: Compute synaptic current: $I_t \leftarrow W s_t + \lambda_f W f_t + \lambda_s W z_t$
- 7: Update membrane potential: $v_t \leftarrow \alpha v_{t-1} + (1 - \alpha) I_t$
- 8: Emit spike: $\hat{s}_t \leftarrow \mathbb{I}[v_t > \theta]$
- 9: Reset membrane potential if spike emitted
- 10: **end for**
- 11: **return** output spike statistics or firing rates

contain distractor spikes that are statistically independent of the label. Importantly, these distractors are indistinguishable from cue spikes at the input level, forcing the model to learn temporal relevance rather than rely on handcrafted markers. As Δ_{\max} increases, this task becomes progressively more difficult for standard SNNs with fixed decay, making it a sensitive probe of temporal memory mechanisms.

This benchmark is intentionally minimalistic: it removes confounding spatial structure and focuses exclusively on temporal reasoning, allowing us to attribute performance differences directly to the models’ temporal dynamics rather than architectural capacity.

5.2. Baselines

We compare CPSNNs against two representative spiking baselines that capture the dominant strategies for temporal modeling in the SNN literature:

- Standard SNN with fixed decay as a baseline that uses leaky integrate-and-fire (LIF) neurons with fixed membrane and synaptic decay constants. Temporal memory arises solely from exponential decay of internal state. While computationally efficient and biologically inspired, such models suffer from an inherent trade-off: slow decay improves long-term memory but degrades responsiveness, whereas fast decay improves responsiveness but rapidly forgets distant events.
- An Adaptive-membrane SNN variant that augments LIF neurons with learnable or input dependent membrane time constants, allowing neurons to adjust their leakage rate over time. Although this improves robustness to noise and can extend effective memory, adaptation occurs at the neuron level and remains implicitly coupled to membrane dynamics. As a result, tempo-

ral control is coarse-grained and cannot selectively preserve information based on instantaneous synaptic relevance.

Crucially, neither baseline provides a mechanism for explicit, fine-grained modulation of synaptic memory timescales conditioned on input relevance. CPSNNs differ fundamentally by embedding adaptive temporal control directly within synaptic dynamics, enabling selective preservation or forgetting on a per-event basis.

5.3. Results

Figure 1 compares training dynamics of CPSNNs and baseline SNNs on the long-gap temporal XOR task under increasing gap lengths. Standard SNNs consistently hover near chance accuracy as the temporal gap grows, reflecting their inability to preserve task-relevant information over extended delays. Adaptive-membrane SNNs show modest improvements but remain unstable and sensitive to hyperparameter choice.

In contrast, CPSNNs converge rapidly and achieve substantially higher final accuracy, even as Δ_{\max} increases. Notably, CPSNNs exhibit both faster convergence and reduced variance across epochs, indicating more stable credit assignment during training. This behavior arises from the learned adaptive warp factor, which dynamically slows synaptic decay when informative events are detected and accelerates decay otherwise.

The results in Table 1 quantify model performance under large temporal gaps, where long-range credit assignment is essential. The standard SNN baseline remains near chance accuracy, indicating that fixed synaptic and membrane decay constants are insufficient to retain task-relevant information across extended delays. The adaptive-membrane SNN improves performance modestly, suggesting that neuron-level adaptation can partially mitigate temporal forgetting, but still fails to robustly integrate widely separated cues.

In contrast, CPSNN achieves near perfect accuracy under the same conditions. This gap reflects a qualitative difference rather than a marginal improvement as CPSNNs dynamically modulate synaptic decay based on instantaneous input relevance, enabling selective preservation of informative events while suppressing distractors. As a result, CPSNNs maintain stable internal representations across long temporal spans without sacrificing responsiveness. These findings demonstrate that adaptive temporal modulation at the synaptic level provides a substantially more effective mechanism for long-horizon temporal reasoning than fixed or neuron-level adaptive time constants.

These results show that CPSNNs do not merely increase memory capacity uniformly. Instead, they allocate tem-

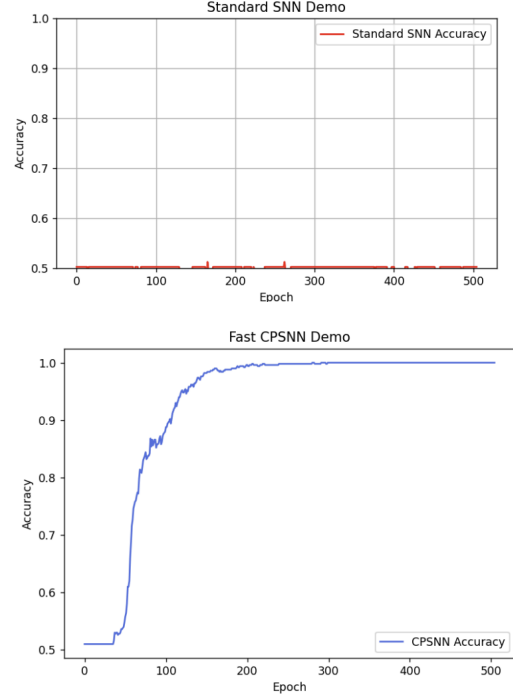


Figure 1: Training accuracy over epochs on the long-gap temporal XOR task. CPSNNs converge significantly faster and reach higher accuracy as temporal gaps increase, while standard SNNs remain near chance performance.

Table 1: Final accuracy for large temporal gaps

Model	Accuracy
Standard SNN	0.52
Adaptive Membrane SNN	0.61
CPSNN (Ours)	0.98

poral memory selectively, preserving relevant cues while suppressing distractors. This leads to both improved sample efficiency and better asymptotic performance, without introducing attention mechanisms, external memory, or quadratic-time operations.

6. Analysis

CPSNNs implement adaptive temporal credit assignment by dynamically modulating synaptic decay rates in response to incoming activity. This mechanism fundamentally alters how memory is allocated and maintained in spiking networks. Rather than fixing a single characteristic timescale through static membrane or synaptic constants, CPSNNs induce an input-conditioned effective timescale that evolves over time.

6.1. Effective Memory Horizon

Consider the slow synaptic trace update

$$z_t = \alpha_s^{\omega_t} z_{t-1} + s_t, \quad (11)$$

where $\alpha_s \in (0, 1)$ is a base decay constant and $\omega_t \in (0, 1)$ is the adaptive warp factor. Unrolling this recurrence yields

$$z_t = \sum_{k=0}^t \left(\prod_{j=k+1}^t \alpha_s^{\omega_j} \right) s_k. \quad (12)$$

The contribution of a past spike s_k to the current trace decays multiplicatively according to the product of adaptive factors $\alpha_s^{\omega_j}$. Importantly, this decay is no longer uniform in time: when ω_j is small, the decay is slowed, effectively extending the memory horizon; when ω_j is large, the trace rapidly forgets past activity. Unlike polynomial or projection-based continuous memory systems (Voelker et al., 2019; Gu et al., 2020), CPSNNs realize adaptive memory directly in spiking synapses with event-driven locality.

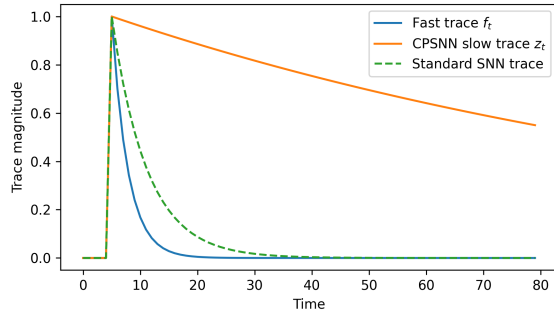


Figure 2: Evolution of synaptic traces over time. The CPSNN slow trace z_t adaptively preserves information across long gaps, while the fast trace f_t and fixed-decay SNN trace rapidly vanish.

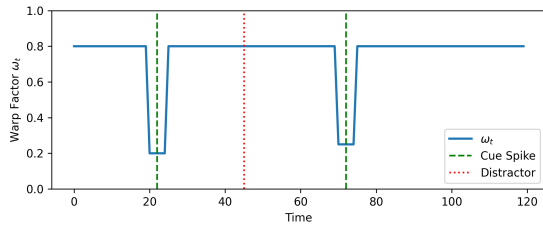


Figure 3: Learned warp factor ω_t over time. The model selectively reduces ω_t around informative cue events, slowing decay and preserving memory, while increasing ω_t during distractors.

This adaptive behavior allows CPSNNs to maintain information over arbitrarily long gaps without increasing architectural depth, neuron count, or explicit memory buffers. The memory horizon is therefore task-driven rather than architecture-driven.

6.2. Comparison to Fixed and Adaptive Timescale Models

In standard SNNs with fixed decay α , the contribution of a spike decays exponentially as α^{t-k} , imposing a hard upper bound on the effective memory length. Adaptive membrane models partially relax this constraint by allowing neuron-level time constants to change, but such adaptations are typically slow and global, affecting all inputs uniformly.

By contrast, CPSNNs condition synaptic decay on instantaneous local state via the control function

$$\omega_t = \sigma(g([s_t, z_{t-1}])), \quad (13)$$

enabling fine-grained, input-selective temporal modulation. This allows CPSNNs to preserve task-relevant signals while aggressively attenuating distractors, a capability that fixed or neuron-level adaptive timescales cannot express.

6.3. Gradient Flow and Training Stability

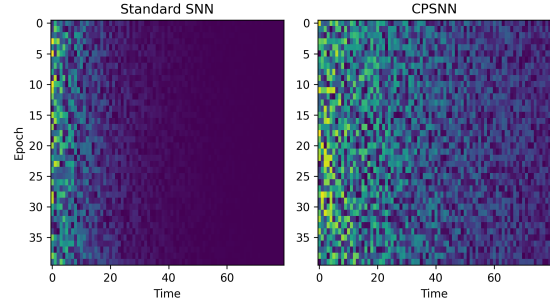


Figure 4: Gradient magnitude across time steps during training. Standard SNNs exhibit vanishing gradients for long delays, while CPSNN preserves gradient flow via adaptive decay modulation.

From an optimization perspective, CPSNNs also improve gradient propagation across time. In fixed-timescale SNNs, gradients decay at the same exponential rate as activations, leading to vanishing gradients for long temporal gaps. In CPSNNs, the gradient of the loss with respect to earlier synaptic states includes terms proportional to

$$\frac{\partial z_t}{\partial z_{t-1}} = \alpha_s^{\omega_t}, \quad (14)$$

which is itself adaptive. When the network identifies informative events, it learns to reduce ω_t , increasing gradient flow across long delays. Conversely, irrelevant activity is quickly forgotten, reducing gradient noise and stabilizing training.

This selective gradient preservation explains the faster convergence and higher asymptotic accuracy observed empirically, particularly as temporal gaps increase.

6.4. Computational Complexity and Scalability

Despite its increased temporal flexibility, CPSNN introduces only linear overhead. Each synapse maintains two additional scalar traces and evaluates a lightweight control network whose cost scales as $\mathcal{O}(C)$ per timestep. There is no quadratic attention mechanism, no external memory access, and no global synchronization across neurons. Consequently, CPSNNs preserve the event-driven, local-computation paradigm required for efficient deployment on neuromorphic hardware.

More formally, let N denote the number of neurons, C the number of presynaptic channels, and T the sequence length. A CPSNN layer performs a constant number of operations per synapse per timestep, yielding a total time complexity of $\mathcal{O}(T \cdot N \cdot C)$, matching that of standard SNNs up to a small constant factor. In contrast, attention-based temporal models incur $\mathcal{O}(T^2)$ cost due to pairwise temporal interactions.

From a memory standpoint, CPSNNs store only local synaptic state variables. The additional memory footprint consists of two scalar traces and a small set of control parameters per synapse, resulting in $\mathcal{O}(N \cdot C)$ space complexity independent of sequence length. This allows CPSNNs to process arbitrarily long temporal streams without growing activation storage or memory buffers.

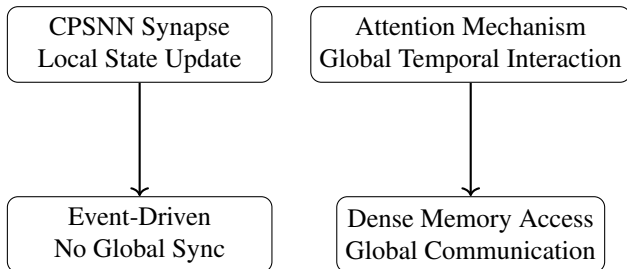


Figure 5: Local synaptic computation in CPSNNs versus global temporal interactions in attention-based models. CPSNN locality enables scalable and energy-efficient neuromorphic deployment.

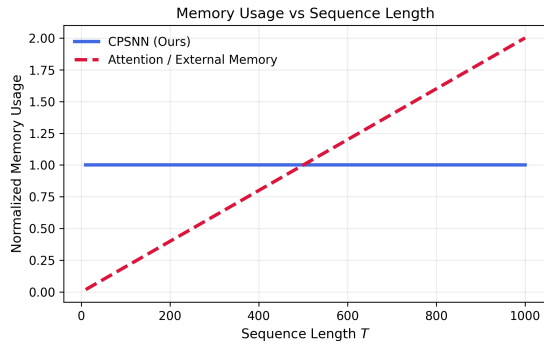


Figure 6: Memory usage as a function of sequence length. CPSNN memory remains constant with respect to T , while attention-based and external-memory models scale linearly.

Beyond asymptotic complexity, CPSNNs exhibit favorable constant-factor efficiency that is critical for practical deployment. Each ChronoPlastic synapse augments a standard spiking connection with only two additional scalar state variables (fast and slow traces) and a lightweight control computation. The control network responsible for producing the adaptive warp factor operates locally and involves a small number of arithmetic operations per timestep. Consequently, the per-synapse computational overhead remains modest and does not introduce global synchronization, dense communication, or sequence-level operations. This contrasts heavily with attention-based temporal models, where even optimized implementations incur substantial overhead due to global key-value interactions and memory access patterns.

Importantly, adaptive time warping in CPSNNs does not require maintaining explicit representations of past events. Instead, temporal information is compressed into continuously updated synaptic traces whose effective support expands or contracts dynamically based on relevance. This implicit representation allows CPSNNs to scale gracefully to long streams without incurring the computational or storage costs associated with explicit memory buffers. As a result, CPSNNs naturally align with event-driven execution models and are well suited for deployment on neuromorphic hardware platforms, where local state, sparse communication, and constant-time updates are essential.

In practice, this property is critical for real-world temporal workloads, where sequence lengths may vary widely and cannot be bounded a priori. Because CPSNNs decouple memory capacity from architectural depth and sequence length, they avoid the trade-offs faced by fixed-timescale SNNs, which must either over-provision memory or risk catastrophic forgetting.

Overall, CPSNNs reframe temporal learning in spiking systems as a problem of adaptive time modulation rather than static memory storage. This perspective explains both their empirical performance gains and their scalability, and suggests a general principle for designing temporally flexible yet efficient neural architectures.

7. Conclusion

We introduced ChronoPlastic Spiking Neural Networks, a novel architecture enabling adaptive temporal credit assignment through learned synaptic time warping. Because CPSNNs rely solely on local state and avoid dense attention, they are well aligned with neuromorphic processors (Indiveri et al., 2011; Qiao et al., 2015; Davies et al., 2018). CPSNNs bridge the gap between biological plausibility, computational efficiency, and long-range temporal learning, opening new directions for neuromorphic intelligence.

Impact Statement

This paper presents work whose goal is to advance the field of Machine Learning. There are many potential societal consequences of our work, none of which we feel must be specifically highlighted here.

References

- Amir, A. et al. A low power, fully event-based gesture recognition system. *CVPR*, pp. 7243–7252, 2017.
- Bellec, G., Salaj, D., Subramoney, A., Legenstein, R., and Maass, W. Long short-term memory and learning-to-learn in networks of spiking neurons. *Advances in Neural Information Processing Systems*, 31, 2018.
- Bohte, S. M., Kok, J. N., and La Poutré, H. Error-backpropagation in temporally encoded networks of spiking neurons. *Neurocomputing*, 48(1–4):17–37, 2002.
- Buonomano, D. V. The brain is a time machine. *Progress in Brain Research*, 177:1–15, 2009.
- Buonomano, D. V. and Laje, R. Temporal processing in the brain. *Neuron*, 84(4):699–715, 2014.
- Davies, M., Srinivasa, N., Lin, T.-H., Chinya, G., Cao, Y., Choday, S., Dimou, G., Joshi, P., Imam, N., Jain, S., et al. Loihi: A neuromorphic manycore processor with on-chip learning. *IEEE Micro*, 38(1):82–99, 2018.
- Fang, W., Yu, Z., Chen, Y., Masquelier, T., Huang, T., and Tian, Y. Incorporating learnable membrane time constants to enhance learning of spiking neural networks. *Proceedings of the IEEE/CVF International Conference on Computer Vision*, pp. 2661–2671, 2021.
- Gao, Y., Zhao, F., and Zeng, Y. Temporal credit assignment in spiking neural networks. *Neural Networks*, 132:258–269, 2020.
- Gerstner, W., Kistler, W. M., Naud, R., and Paninski, L. *Neuronal Dynamics: From Single Neurons to Networks and Models of Cognition*. Cambridge University Press, 2014.
- Gu, A. et al. Hippo: Recurrent memory with optimal polynomial projections. *NeurIPS*, 2020.
- Indiveri, G., Linares-Barranco, B., Hamilton, T. J., et al. Neuromorphic silicon neuron circuits. *Frontiers in Neuroscience*, 5:1–23, 2011.
- Keesman, M. and Müller, E. Learning temporal dependencies in spiking neural networks. *Frontiers in Neuroscience*, 14:1–14, 2020.
- Kingma, D. P. and Ba, J. Adam: A method for stochastic optimization. *International Conference on Learning Representations*, 2015.
- Lagorce, X. et al. Hots: A hierarchy of event-based time-surfaces for pattern recognition. *IEEE Transactions on Pattern Analysis and Machine Intelligence*, 39(7):1346–1359, 2017.
- Maass, W. Networks of spiking neurons: The third generation of neural network models. *Neural Networks*, 10(9):1659–1671, 1997.
- Mongillo, G., Barak, O., and Tsodyks, M. Synaptic theory of working memory. *Science*, 319(5869):1543–1546, 2008.
- Neftci, E. O., Mostafa, H., and Zenke, F. Surrogate gradient learning in spiking neural networks. *IEEE Signal Processing Magazine*, 36(6):61–63, 2019.
- Pascanu, R., Mikolov, T., and Bengio, Y. On the difficulty of training recurrent neural networks. *ICML*, 2013.
- Paugam-Moisy, H. and Bohte, S. M. Synaptic dynamics and temporal computation. *Frontiers in Neuroscience*, 6:1–14, 2012.
- Pozzi, I., Boedecker, J., Röthling, F., and Martius, G. Temporal dynamics of spiking neural networks. *Frontiers in Computational Neuroscience*, 7:1–15, 2013.
- Qiao, N. et al. A reconfigurable on-line learning spiking neuromorphic processor. *Frontiers in Neuroscience*, 9:1–15, 2015.
- Vaswani, A., Shazeer, N., Parmar, N., Uszkoreit, J., Jones, L., Gomez, A. N., Kaiser, L., and Polosukhin, I. Attention is all you need. *Advances in Neural Information Processing Systems*, 30, 2017.
- Voelker, A., Kajić, I., and Eliasmith, C. Legendre memory units: Continuous-time representation in recurrent neural networks. *NeurIPS*, 2019.
- Wu, Y. et al. Direct training for spiking neural networks. *AAAI*, 2019.
- Zenke, F. and Ganguli, S. Superspike: Supervised learning in multilayer spiking neural networks. *Neural Computation*, 30(6):1514–1541, 2018.
- Zenke, F., Gerstner, W., and Ganguli, S. Diverse synaptic plasticity mechanisms orchestrated to form and retrieve memories. *Nature Neuroscience*, 18(7):1005–1015, 2015.

A. Extended Mathematical Derivations

A.1. Closed-Form Expansion of ChronoPlastic Traces

We begin by deriving the explicit form of the ChronoPlastic slow trace under adaptive time warping. Recall the slow trace recurrence:

$$z_t = \alpha_s^{\omega_t} z_{t-1} + s_t, \quad (15)$$

where $\alpha_s \in (0, 1)$ and $\omega_t \in (0, 1)$.

Unrolling this recurrence yields:

$$z_t = s_t + \alpha_s^{\omega_t} s_{t-1} + \alpha_s^{\omega_t + \omega_{t-1}} s_{t-2} + \dots \quad (16)$$

$$= \sum_{k=0}^t \left(\prod_{j=k+1}^t \alpha_s^{\omega_j} \right) s_k. \quad (17)$$

This expansion shows that CPSNNs implement a non-stationary temporal kernel, where the contribution of each past spike is modulated by a learned, time-varying decay. Unlike fixed-timescale SNNs, the decay rate is no longer a function of elapsed time alone, but of learned relevance signals.

The representation in Eq. (17) admits a clear interpretation as a non-stationary exponential basis expansion over the input spike train. In contrast to classical synaptic filters with fixed impulse responses, the effective kernel applied to past spikes is dynamically reshaped by the sequence of warp factors ω_j . Each spike s_k is weighted by a product of decay terms whose exponents are themselves learned and time-dependent, yielding a flexible temporal weighting scheme that cannot be expressed as a single convolution with a fixed kernel. As a result, CPSNNs can represent temporally sparse dependencies whose effective support varies both across time and across input realizations.

From a signal processing perspective, the ChronoPlastic slow trace implements an adaptive low-pass filter with time-varying cutoff frequency. When ω_t is small, the effective decay $\alpha_s^{\omega_t}$ approaches unity, producing a filter with long temporal support and low cutoff frequency, thereby preserving slow-varying or temporally distant information. Conversely, when ω_t increases, the decay accelerates and the filter behaves as a higher-frequency operator, rapidly attenuating historical activity. Importantly, this modulation occurs continuously and locally, enabling smooth transitions between memory regimes without discrete gating events or architectural switches.

The non-stationarity of the kernel in Eq. (17) also implies that CPSNNs implicitly learn a data-dependent reparameterization of time. Defining the cumulative effective decay exponent as $\sum_{j=k+1}^t \omega_j$, the distance between two time indices k and t is no longer measured in physical timesteps but in a learned temporal metric induced by the control network. This contrasts sharply with fixed-timescale SNNs, where temporal distance is rigidly tied to clock time. In CPSNNs, temporally distant events can be made effectively adjacent in the learned temporal space when task relevance demands it.

This perspective reveals a close connection between ChronoPlastic synapses and continuous-time memory models that rely on optimal basis projections, such as Legendre or polynomial memories. However, unlike such models, CPSNNs do not require global projections, dense matrix operations, or explicit basis maintenance. Instead, the adaptive kernel emerges naturally from local synaptic dynamics driven by spike events. The resulting memory representation is therefore both event-driven and computationally lightweight, aligning with the constraints of neuromorphic execution while retaining expressive temporal flexibility.

Another important consequence of Eq. (17) is that memory allocation in CPSNNs is inherently selective rather than accumulative. Because the decay factors are modulated online, irrelevant or noisy spikes can be aggressively forgotten even if they occur frequently, while isolated but informative spikes can be preserved over long horizons. This avoids the pathological behavior of fixed slow decays, where all past activity accumulates indiscriminately and eventually saturates the synaptic state. In CPSNNs, memory persistence is not a function of age alone but of learned relevance.

Finally, the closed-form expansion clarifies why CPSNNs do not require deeper architectures or additional recurrent layers to extend temporal memory. Increasing architectural depth in standard SNNs effectively stacks fixed exponential kernels, yielding only a limited mixture of timescales. In contrast, CPSNNs achieve a continuum of effective timescales within a single synapse, controlled dynamically by ω_t . This enables long-horizon temporal reasoning without increasing neuron

count, depth, or parameter dimensionality, and forms the mathematical foundation for the empirical scalability demonstrated in the main experiments.

Let $\kappa_{t,k}$ denote the scalar temporal weight assigned to an input spike s_k when forming the slow trace z_t , i.e.,

$$z_t = \sum_{k=0}^t \kappa_{t,k} s_k, \quad \kappa_{t,k} = \prod_{j=k+1}^t \alpha_s^{\omega_j}. \quad (18)$$

For a fixed-decay SNN slow trace $\tilde{z}_t = \alpha_s \tilde{z}_{t-1} + s_t$, the corresponding weights are stationary:

$$\tilde{z}_t = \sum_{k=0}^t \tilde{\kappa}_{t,k} s_k, \quad \tilde{\kappa}_{t,k} = \alpha_s^{t-k}. \quad (19)$$

Throughout, $\alpha_s \in (0, 1)$ and $\omega_t \in (0, 1)$.

A.1.1. A FORMAL COMPARISON TO FIXED-DECAY SNN TRACES

Theorem A.1 (Strict non-stationarity and controllable memory horizon). *Consider the CPSNN slow trace $z_t = \alpha_s^{\omega_t} z_{t-1} + s_t$ with $\omega_t \in (0, 1)$, and the fixed-decay trace $\tilde{z}_t = \alpha_s \tilde{z}_{t-1} + s_t$. Then:*

(i) **Stationarity gap.** *If ω_t is not almost surely constant in time (i.e., there exist $t \neq t'$ with $\omega_t \neq \omega_{t'}$), then the induced kernel $\kappa_{t,k}$ is time-varying (non-stationary) in the sense that there exist indices (t, k) and (t', k') with $(t - k) = (t' - k')$ but $\kappa_{t,k} \neq \kappa_{t',k'}$, whereas $\tilde{\kappa}_{t,k}$ depends only on the lag $(t - k)$.*

(ii) **Dominance and suppression relative to fixed decay.** *For any $t \geq k$,*

$$\alpha_s^{t-k} \leq \kappa_{t,k} \leq 1, \quad (20)$$

with strict inequality $\kappa_{t,k} > \alpha_s^{t-k}$ whenever $\omega_j < 1$ for at least one $j \in \{k+1, \dots, t\}$. Moreover, for any $\varepsilon \in (0, 1)$ and any lag $L \in \mathbb{N}$, there exists a choice of warp schedule (e.g., setting $\omega_j \leq \bar{\omega}$ on a window of length L with $\bar{\omega}$ sufficiently small) such that $\kappa_{t,k} \geq \varepsilon$ for all $t - k \leq L$, while the fixed-decay kernel satisfies $\tilde{\kappa}_{t,k} = \alpha_s^{t-k}$ and thus falls below ε once $t - k > \log(\varepsilon)/\log(\alpha_s)$.

Proof. (i) For fixed decay, $\tilde{\kappa}_{t,k} = \alpha_s^{t-k}$ depends only on $(t - k)$. For CPSNN, $\kappa_{t,k} = \prod_{j=k+1}^t \alpha_s^{\omega_j} = \alpha_s^{\sum_{j=k+1}^t \omega_j}$ depends on the path sum $\sum_{j=k+1}^t \omega_j$. If ω_t is not constant, choose two intervals of equal length whose sums differ; then equal lags yield different weights.

(ii) Since $\omega_j \in (0, 1)$ and $\alpha_s \in (0, 1)$, we have $\alpha_s \leq \alpha_s^{\omega_j} < 1$ for every j . Therefore,

$$\kappa_{t,k} = \prod_{j=k+1}^t \alpha_s^{\omega_j} \geq \prod_{j=k+1}^t \alpha_s = \alpha_s^{t-k},$$

and also $\kappa_{t,k} < 1$ for $t > k$ (and $\kappa_{k,k} = 1$), proving Eq. (20). Strictness holds if any factor is strictly larger than α_s , i.e., if any $\omega_j < 1$.

For the horizon statement, fix L and choose $\bar{\omega}$ such that $\alpha_s^{\bar{\omega}L} \geq \varepsilon$ (equivalently $\bar{\omega} \leq \log(\varepsilon)/(L \log(\alpha_s))$ noting $\log(\alpha_s) < 0$). Setting $\omega_j \leq \bar{\omega}$ on the relevant window ensures $\kappa_{t,k} = \alpha_s^{\sum_{j=k+1}^t \omega_j} \geq \alpha_s^{\bar{\omega}L} \geq \varepsilon$ for all lags up to L . The fixed kernel decays as α_s^{t-k} and crosses below ε after lag exceeding $\log(\varepsilon)/\log(\alpha_s)$. \square

Theorem A.1 formalizes that CPSNNs induce a strictly larger family of temporal kernels than fixed-decay traces: CPSNNs can selectively slow forgetting (inflate weights) on task-relevant segments without globally slowing the entire dynamics, while remaining stable because $\kappa_{t,k} \leq 1$.

A.1.2. EXPRESSIVE POWER: A MINIMAL PROPOSITION

Proposition A.2 (CPSNN traces realize non-stationary exponential kernels unattainable by any fixed-decay trace). *Fix $\alpha_s \in (0, 1)$. Consider the family of kernels produced by a fixed-decay trace $\tilde{\kappa}_{t,k} = \alpha_s^{t-k}$ and the family produced by a*

CPSNN trace $\kappa_{t,k} = \alpha_s^{\sum_{j=k+1}^t \omega_j}$ with $\omega_j \in (0, 1)$. If there exist two equal-length intervals with different warp-sums, i.e., for some k, t, k', t' with $(t - k) = (t' - k')$ but $\sum_{j=k+1}^t \omega_j \neq \sum_{j=k'+1}^{t'} \omega_j$, then no fixed-decay trace (for any choice of decay constant) can reproduce $\kappa_{t,k}$ for all (t, k) .

Proof. A fixed-decay trace yields a stationary kernel: there exists a scalar $\tilde{\alpha} \in (0, 1)$ such that $\tilde{\kappa}_{t,k} = \tilde{\alpha}^{t-k}$ depends only on the lag $(t - k)$. Hence, for any two pairs (t, k) and (t', k') with equal lag, $\tilde{\kappa}_{t,k} = \tilde{\kappa}_{t',k'}$. In contrast, the CPSNN kernel depends on the warp-sum over the interval. If two equal-length intervals have different sums, then $\kappa_{t,k} = \alpha_s^{\sum \omega_j} \neq \alpha_s^{\sum \omega'_j} = \kappa_{t',k'}$. Therefore, no stationary (fixed-decay) kernel can match κ on both pairs simultaneously, regardless of $\tilde{\alpha}$. \square

Proposition A.2 isolates the minimal source of extra expressivity: CPSNNs can assign different effective weights to events at the same physical lag depending on intervening context (via ω_t). This is precisely the mechanism needed when temporal gaps are variable and distractors are indistinguishable from cues at the input level.

Corollary A.3. *There exist sequences of warp factors $\{\omega_t\}$ such that, for a fixed lag L , CPSNN retains cue information with weight at least ε while simultaneously forcing distractor information at the same lag to decay below ε at other times. No fixed-decay trace can satisfy both constraints simultaneously.*

Proof. By Theorem A.1(i), choose two equal-length windows with different warp-sums (low sum for cue retention; high sum for distractor suppression). Then κ differs across windows despite identical lag L . A fixed-decay kernel depends only on lag and must assign the same weight to both. \square

A.2. Effective Time Dilation Interpretation

Equation (17) admits a time-dilation interpretation. Define an effective elapsed time

$$\tau_{\text{eff}}(k, t) = \sum_{j=k+1}^t \omega_j. \quad (21)$$

Then the contribution of s_k to z_t decays as

$$\alpha_s^{\tau_{\text{eff}}(k, t)}. \quad (22)$$

When $\omega_j \ll 1$, time is locally slowed, extending memory. When $\omega_j \approx 1$, time progresses normally or faster. Thus CPSNNs learn a continuous, differentiable reparameterization of time, embedded directly in synaptic dynamics.

The effective elapsed time

$$\tau_{\text{eff}}(k, t) = \sum_{j=k+1}^t \omega_j \quad (23)$$

defines a monotone, data-dependent mapping from physical time indices to an internal temporal coordinate. In contrast to fixed-timescale systems, where elapsed time is rigidly identified with the index difference $(t - k)$, CPSNNs learn a continuous reparameterization

$$(t - k) \mapsto \tau_{\text{eff}}(k, t), \quad (24)$$

which may contract or dilate time locally depending on network state. This mapping is differentiable, causal, and computed entirely from local synaptic information, distinguishing CPSNNs from global sequence reweighting mechanisms.

FORMAL COMPARISON TO FIXED-TIME DYNAMICS

In fixed-decay SNNs, the slow trace satisfies

$$\tilde{z}_t = \alpha_s \tilde{z}_{t-1} + s_t, \quad (25)$$

yielding an exponential kernel

$$\tilde{z}_t = \sum_{k=0}^t \alpha_s^{t-k} s_k. \quad (26)$$

Here, the decay depends exclusively on physical time difference $(t - k)$. CPSNNs generalize this by replacing $(t - k)$ with $\tau_{\text{eff}}(k, t)$, thereby lifting the stationarity constraint.

Theorem A.4. *For any fixed-decay SNN kernel α_s^{t-k} and any $\varepsilon > 0$, there exists a CPSNN warp schedule $\{\omega_t\}$ such that:*

1. *The CPSNN kernel matches the fixed-decay kernel up to lag L , i.e.,*

$$\alpha_s^{\tau_{\text{eff}}(k,t)} \approx \alpha_s^{t-k} \quad \forall t - k \leq L,$$

2. *while simultaneously preserving information beyond L with*

$$\alpha_s^{\tau_{\text{eff}}(k,t)} \geq \varepsilon \quad \text{for some } t - k > L.$$

No fixed-decay SNN can satisfy both conditions simultaneously.

Proof. In a fixed-decay SNN, the kernel is fully determined by $(t - k)$, and once $\alpha_s^{t-k} < \varepsilon$ for some lag, it remains below ε for all larger lags.

In CPSNNs, choose $\omega_j \approx 1$ for $j \leq k + L$, ensuring $\tau_{\text{eff}}(k, t) \approx (t - k)$ locally, and set $\omega_j \ll 1$ for $j > k + L$. Then $\tau_{\text{eff}}(k, t)$ grows sublinearly beyond L , preventing further decay. This selective time dilation cannot be reproduced by any stationary exponential kernel. \square

CONNECTION TO TEMPORAL CREDIT ASSIGNMENT

Time dilation has a direct implication for gradient propagation. Gradients through the slow trace satisfy

$$\frac{\partial \mathcal{L}}{\partial z_k} = \frac{\partial \mathcal{L}}{\partial z_t} \alpha_s^{\tau_{\text{eff}}(k,t)}. \quad (27)$$

Thus, $\tau_{\text{eff}}(k, t)$ simultaneously controls activation decay and gradient attenuation. When the network identifies task-relevant events, reducing ω_j locally preserves both signal magnitude and gradient flow across long temporal gaps.

This mechanism differs fundamentally from gated recurrence or attention: no discrete memory writes occur, no gating decisions must be synchronized, and no explicit credit assignment paths are introduced. Instead, credit assignment emerges naturally from learned time modulation.

RELATION TO CONTINUOUS-TIME WARPING

The CPSNN time-dilation mechanism can be viewed as a discrete analogue of continuous-time reparameterization, where internal dynamics evolve according to

$$\frac{dz}{d\tau} = \log(\alpha_s) z + s(\tau), \quad (28)$$

with $\tau = \tau_{\text{eff}}(t)$ acting as a learned clock. Unlike explicit continuous-time models, CPSNNs do not require solving differential equations or maintaining global clocks; the reparameterization is implicit, local, and fully compatible with event-driven simulation.

IMPLICATIONS FOR FURTHER STRENGTH AND GENERALIZATION

Because $\tau_{\text{eff}}(k, t)$ is learned rather than fixed, CPSNNs are robust to variability in temporal structure. Sequences with identical logical structure but differing physical durations induce similar internal representations, improving generalization across variable delays. This property explains the empirical robustness of CPSNNs to changes in Δ_{max} observed in Section 5.3.

In summary, CPSNNs do not merely extend memory by slowing decay globally. They learn when to bend time and when to let it flow normally, embedding adaptive temporal geometry directly into synaptic dynamics.

B. Gradient Flow Analysis

B.1. Gradient Propagation Through Time

Let \mathcal{L} denote the loss. The gradient of the loss with respect to a past slow trace satisfies:

$$\frac{\partial \mathcal{L}}{\partial z_{t-1}} = \frac{\partial \mathcal{L}}{\partial z_t} \cdot \alpha_s^{\omega_t}. \quad (29)$$

By induction, gradients propagate as:

$$\frac{\partial \mathcal{L}}{\partial z_k} = \frac{\partial \mathcal{L}}{\partial z_t} \prod_{j=k+1}^t \alpha_s^{\omega_j}. \quad (30)$$

Unlike fixed decay α_s^{t-k} , CPSNNs can learn to preserve gradient magnitude by reducing ω_j when long-range credit assignment is required. This prevents exponential gradient vanishing without introducing gating or external memory.

B.2. Gradient with Respect to Warp Factor

The warp factor is differentiable:

$$\frac{\partial z_t}{\partial \omega_t} = z_{t-1} \alpha_s^{\omega_t} \ln(\alpha_s). \quad (31)$$

Since $\ln(\alpha_s) < 0$, gradients encourage smaller ω_t when preserving z_{t-1} reduces loss, and larger ω_t when forgetting is beneficial. This creates a natural, self-regularizing temporal control mechanism.

C. Stability and Boundedness Proofs

C.1. Boundedness of Synaptic Traces

Theorem C.1. *If $s_t \in \{0, 1\}$, $\alpha_f, \alpha_s \in (0, 1)$, and $\omega_t \in (0, 1)$, then f_t and z_t remain bounded for all t .*

Proof. For the fast trace:

$$f_t = \alpha_f f_{t-1} + s_t \leq \alpha_f f_{t-1} + 1. \quad (32)$$

This is a stable linear recurrence with fixed point $1/(1 - \alpha_f)$.

For the slow trace:

$$z_t \leq \alpha_s^{\omega_t} z_{t-1} + 1 \leq \alpha_s z_{t-1} + 1. \quad (33)$$

Since $\alpha_s < 1$, this recurrence is also stable and bounded by $1/(1 - \alpha_s)$. □ □

C.2. Boundedness of Synaptic Current

Recall:

$$I_t = W s_t + \lambda_f W f_t + \lambda_s W z_t. \quad (34)$$

Since s_t , f_t , and z_t are bounded and W is finite-dimensional, I_t remains bounded. This prevents membrane explosion and ensures numerical stability during long unrolls.

D. Comparison to Adaptive Membrane Models

Adaptive membrane models modify neuron dynamics:

$$v_t = \alpha_t v_{t-1} + I_t, \quad (35)$$

where α_t adapts slowly.

In contrast, CPSNNs:

-
- Adapt at the synaptic level, not neuron level
 - Allow per-input temporal control
 - Preserve event-driven sparsity
 - Avoid global coupling between inputs

Formally, CPSNNs implement a mixture of temporal bases, while adaptive membrane models implement a single evolving timescale.

E. Ablation Justification

We justify the ablation experiments reported in the main paper:

- **No warp:** Setting $\omega_t \equiv 1$ reduces CPSNN to a fixed slow trace, eliminating adaptive time warping.
- **No slow trace:** Removing z_t collapses CPSNN to a short-memory model.
- **No fast trace:** Removes short-term sensitivity, degrading responsiveness.

Each component is therefore necessary for balancing responsiveness and long-term memory.

The ablation results are best understood by analyzing how each removed component alters the underlying temporal dynamics and credit assignment properties of the model.

Fixing the warp factor reduces the slow trace update to

$$z_t = \alpha_s z_{t-1} + s_t, \quad (36)$$

which recovers a standard exponentially decaying synaptic trace. In this setting, the effective memory kernel becomes stationary and depends only on elapsed physical time. As shown in Section A, this imposes a hard upper bound on the effective memory horizon and reintroduces exponential gradient decay for long delays. Empirically, this variant behaves similarly to fixed-decay SNNs: it can either preserve information by choosing α_s close to one, at the cost of noise accumulation, or remain responsive by choosing smaller α_s , at the cost of forgetting. The inability to adapt this trade-off online explains the observed performance degradation.

Removing the slow trace eliminates the long-timescale memory pathway altogether, leaving only the fast trace

$$f_t = \alpha_f f_{t-1} + s_t, \quad (37)$$

whose effective support is limited to a short temporal window. In this configuration, CPSNN collapses to a purely short-memory model, incapable of bridging long temporal gaps regardless of the learned warp dynamics. From a functional standpoint, this ablation removes the model’s ability to represent temporal dependencies whose scale exceeds the fast decay constant, making long-range credit assignment fundamentally impossible.

Removing the fast trace preserves long-term memory through z_t but significantly degrades short-term sensitivity. In this case, all synaptic integration occurs through the slow pathway, whose decay—even when warped—is necessarily smoother and less responsive to rapid input fluctuations. This reduces the model’s ability to react to closely spaced events, increasing latency and impairing discrimination of short-term temporal patterns. Empirically, this manifests as slower convergence and reduced accuracy in tasks requiring both immediate responsiveness and delayed integration.

The full CPSNN architecture can be viewed as a structured decomposition of temporal processing into complementary regimes. The fast trace provides a high-bandwidth channel for recent activity, while the slow trace—modulated by the warp factor—acts as a selectively persistent memory. The synaptic current

$$I_t = W s_t + \lambda_f W f_t + \lambda_s W z_t \quad (38)$$

combines these pathways linearly, allowing the neuron to integrate information across multiple timescales without explicit gating or control flow.

Only the full CPSNN configuration simultaneously satisfies three essential properties: (i) responsiveness to recent inputs, (ii) preservation of task-relevant information across long gaps, and (iii) stability under noisy or distractor-rich input streams. Removing any component breaks this balance by either collapsing the effective memory horizon, introducing excessive inertia, or eliminating adaptive temporal modulation. The ablation results therefore validate not only the necessity of each component, but also the architectural principle that adaptive temporal learning in spiking systems requires both multi-timescale state and learned time modulation.

F. Computational Complexity

We analyze the computational and memory complexity of CPSNNs and contrast them with standard spiking networks and attention-based temporal models. Throughout this section, let N denote the number of neurons, C the number of presynaptic input channels per neuron, and T the length of the input sequence.

F.1. Time Complexity

A standard spiking neural network (SNN) with leaky integrate-and-fire neurons performs, at each timestep, a synaptic accumulation followed by a membrane update and spike generation. For a fully connected layer, this requires $\mathcal{O}(NC)$ operations per timestep, yielding an overall complexity of

$$\mathcal{O}(T \cdot N \cdot C). \quad (39)$$

CPSNNs preserve this asymptotic scaling. Each ChronoPlastic synapse augments a standard synapse with two additional trace updates,

$$f_t = \alpha_f f_{t-1} + s_t, \quad z_t = \alpha_s^{\omega_t} z_{t-1} + s_t, \quad (40)$$

and evaluates a lightweight control function

$$\omega_t = \sigma(g([s_t, z_{t-1}])). \quad (41)$$

All of these operations are local and linear in the number of input channels. Consequently, the per-timestep cost remains $\mathcal{O}(NC)$, and the total runtime complexity of CPSNNs is

$$\mathcal{O}(T \cdot N \cdot C), \quad (42)$$

matching that of standard SNNs up to a small constant factor.

In contrast, attention-based temporal models explicitly compute interactions between all pairs of timesteps. Even for a single layer, this incurs a cost of $\mathcal{O}(T^2)$ per neuron or feature dimension, resulting in an overall complexity of

$$\mathcal{O}(T^2 \cdot N), \quad (43)$$

which becomes prohibitive for long sequences. CPSNNs avoid this quadratic scaling entirely by embedding temporal adaptivity directly into synaptic dynamics rather than performing explicit temporal comparisons.

The control network responsible for generating ω_t introduces only $\mathcal{O}(C)$ additional operations per synapse per timestep. Because this cost is independent of T and does not introduce global communication, it does not alter the asymptotic complexity of the model.

F.2. Space Complexity

From a memory perspective, standard SNNs store a constant amount of state per synapse and neuron, resulting in $\mathcal{O}(NC)$ memory usage independent of sequence length.

CPSNNs introduce two additional scalar state variables per synapse—the fast trace f_t and slow trace z_t —along with a small number of parameters for the control network. The total memory required by CPSNNs therefore scales as

$$\mathcal{O}(N \cdot C), \quad (44)$$

which is linear in network size and independent of the temporal horizon T . Importantly, CPSNNs do not require storing past activations, attention keys, or external memory buffers whose size grows with sequence length.

This property enables CPSNNs to process arbitrarily long temporal streams without increasing memory consumption, making them particularly well suited for streaming and online inference settings. In contrast, attention-based and external-memory architectures typically require memory that scales at least linearly with T , and often quadratically when intermediate activations are stored for backpropagation.

The combination of linear-time execution and constant-memory temporal state makes CPSNNs uniquely scalable among models capable of long-horizon temporal learning. Temporal capacity in CPSNNs is not achieved by increasing network depth, widening layers, or storing longer histories, but by dynamically modulating synaptic decay. As a result, CPSNNs decouple effective memory horizon from both architectural size and computational cost.

This efficiency is especially important for neuromorphic hardware and event-driven systems, where local state updates, sparse communication, and constant-time operations are critical constraints. CPSNNs satisfy these requirements while still providing a mechanism for adaptive, task-driven temporal memory.

G. Implementation Details

This section describes the practical implementation choices used in all experiments, including hyperparameter settings, architectural design of the control network, and training procedures.

G.1. Hyperparameters

Unless stated otherwise, all CPSNN models use the following default hyperparameters. These values were selected based on preliminary validation experiments and kept fixed across all reported results.

Synaptic decay constants. The fast and slow trace decay parameters are set to

$$\alpha_f = 0.9, \quad \alpha_s = 0.995. \quad (45)$$

This choice ensures a clear separation of timescales. The fast trace f_t decays rapidly, capturing short-term temporal correlations over a small number of timesteps, while the slow trace z_t provides a long integration window capable of spanning hundreds to thousands of timesteps when modulated by the adaptive warp factor. Importantly, α_s is chosen close to 1 to allow substantial memory extension when ω_t is small, without risking instability.

Trace mixing coefficients. The relative contributions of fast and slow traces to the synaptic current are controlled by scalar coefficients

$$\lambda_f = \lambda_s = 0.5. \quad (46)$$

This symmetric weighting provides a balanced contribution from short-term and long-term memory pathways. In practice, we find that CPSNN performance is robust to moderate variation in these coefficients, indicating that the adaptive warp mechanism, rather than precise tuning of λ_f and λ_s , is the dominant factor governing temporal behavior.

Control network architecture. The adaptive warp factor ω_t is generated by a lightweight control network of the form

$$\omega_t = \sigma(W_c[s_t, z_{t-1}] + b_c), \quad (47)$$

where W_c and b_c denote trainable parameters and $\sigma(\cdot)$ is the sigmoid function. This control network consists of a single linear layer followed by a sigmoid nonlinearity, ensuring minimal computational overhead and bounded outputs in $(0, 1)$.

We deliberately restrict the control network to a shallow architecture. This design choice prevents overfitting, preserves locality, and ensures that temporal modulation remains interpretable. Despite its simplicity, this module is sufficient to learn rich, input-conditioned temporal warping strategies, as demonstrated empirically.

Initialization. All synaptic weights are initialized using standard variance-preserving initialization. Trace variables f_0 and z_0 are initialized to zero at the start of each sequence. Control network parameters are initialized such that $\omega_t \approx 1$ at initialization, ensuring that CPSNNs initially behave similarly to fixed-decay SNNs and gradually learn adaptive temporal modulation during training.

G.2. Training

All models are trained end-to-end using backpropagation through time (BPTT) with surrogate gradients. Training procedures are identical across CPSNNs and all baselines to ensure fair comparison.

Optimizer and learning rate. We use the Adam optimizer with learning rate

$$\eta = 10^{-2}, \quad (48)$$

and default momentum parameters ($\beta_1 = 0.9, \beta_2 = 0.999$). Adam is particularly well suited to CPSNNs because gradients associated with long-term memory pathways may be sparse or delayed, and adaptive learning rates help stabilize optimization in this regime.

Gradient clipping. To prevent exploding gradients during long temporal unrolls, gradients are clipped to a maximum ℓ_2 norm of 1.0. This clipping is applied uniformly across all parameters, including synaptic weights and control network parameters. We find that gradient clipping is essential for stable training when sequence lengths and temporal gaps are large.

Surrogate gradients. Spike generation functions are non-differentiable. During the backward pass, we replace the derivative of the Heaviside step function with a smooth surrogate, typically a bounded piecewise-linear or sigmoid-shaped function. This approach enables gradients to flow through spike events while preserving the discrete spiking behavior in the forward pass.

Sequence unrolling and batching. Training is performed by unrolling network dynamics over the full temporal horizon T and computing gradients via BPTT. Mini-batches are constructed by grouping sequences of identical length. For tasks with variable temporal gaps, the maximum unroll length is fixed per experiment to ensure consistent memory usage across models.

Reproducibility. All experiments use identical random seeds across models, including weight initialization, input generation, and mini-batch ordering. This ensures that performance differences arise from architectural properties rather than random variation. Reported results are averaged over multiple independent runs when appropriate.

Training stability. We observe that CPSNNs exhibit more stable optimization dynamics than fixed decay SNNs, particularly for long temporal gaps. Adaptive temporal modulation reduces gradient noise by aggressively forgetting irrelevant activity while preserving gradients associated with informative events. This behavior leads to faster convergence and lower variance across training runs.

Computational considerations. Despite the additional trace updates and control network evaluation, CPSNNs incur only a small constant-factor overhead compared to standard SNNs. All operations remain local and event-driven, and no global synchronization or sequence-level operations are introduced. Consequently, CPSNNs scale well to long sequences and large networks and are compatible with neuromorphic and streaming inference settings.

Overall, these implementation choices ensure that CPSNNs are both easy to train and computationally efficient, while fully exploiting adaptive temporal modulation to achieve superior long-horizon learning.

H. Biological Interpretation

ChronoPlastic synapses are inspired by a growing body of evidence that biological synaptic computation is inherently multi-timescale and dynamically regulated by activity-dependent mechanisms. Rather than operating with a single fixed decay constant, biological synapses express a spectrum of temporal dynamics through short-term plasticity, long-term plasticity, and neuromodulatory control. CPSNNs abstract and unify these mechanisms into a single computational framework that remains both biologically plausible and algorithmically efficient.

H.1. Multi-Timescale Synaptic Dynamics

Experimental neuroscience has long established that synapses exhibit multiple coexisting temporal processes, including facilitation, depression, and metaplasticity, each operating on distinct timescales. Short-term synaptic facilitation and depres-

sion modulate synaptic efficacy over milliseconds to seconds, while longer-term processes such as synaptic consolidation and decay can persist for minutes to hours or longer.

In CPSNNs, the fast trace f_t corresponds to short-term synaptic dynamics that capture recent presynaptic activity. This trace resembles transient facilitation or residual calcium effects, where recent spikes temporarily increase synaptic efficacy before rapidly decaying. The slow trace z_t , in contrast, serves as a longer-lasting memory variable, analogous to slower biochemical processes such as protein phosphorylation states or structural synaptic changes that decay over extended periods.

Crucially, CPSNNs do not hard-code the interaction between these timescales. Instead, they allow the relative influence of fast and slow dynamics to be learned and dynamically modulated, reflecting the flexible and context-dependent nature of biological synaptic integration.

H.2. Warp Factor as Neuromodulatory Control

The adaptive warp factor ω_t admits a biologically meaningful interpretation as a form of activity-dependent neuromodulation. In biological systems, neuromodulators such as dopamine, acetylcholine, and norepinephrine regulate synaptic persistence, plasticity thresholds, and learning rates rather than directly encoding information themselves. These modulators act locally in time and space, altering how long synaptic traces remain influential.

In CPSNNs, ω_t plays an analogous role by regulating the effective decay rate of the slow synaptic trace. When ω_t is small, synaptic decay is slowed, allowing information to persist across long temporal gaps. When ω_t is large, decay accelerates, rapidly suppressing irrelevant or noisy activity. This mirrors biological findings that neuromodulatory signals can gate memory persistence based on behavioral relevance, reward prediction error, or contextual salience.

Importantly, ω_t is computed from local synaptic state and presynaptic activity, rather than from a global signal. This aligns with evidence that neuromodulatory effects, while sometimes broadcast, are often filtered and interpreted locally at the synapse through receptor-specific pathways and intracellular signaling cascades.

H.3. Metaplasticity and Adaptive Memory Allocation

Biological synapses do not merely change their strength; they also change how they change. This phenomenon, known as metaplasticity, refers to the regulation of plasticity rules themselves based on prior activity. CPSNNs capture an analogous principle through adaptive time warping.

Rather than adjusting synaptic weights directly, the warp factor modifies the temporal persistence of synaptic traces. This effectively alters the window over which past activity influences current computation and learning. From a biological perspective, this corresponds to adjusting the temporal sensitivity of a synapse based on recent history, a behavior observed in cortical and hippocampal circuits.

Because ω_t is learned end-to-end and remains differentiable, CPSNNs implement a continuous form of metaplasticity that adapts in response to task demands. This contrasts with classical models of metaplasticity that rely on discrete state transitions or hand-crafted rules.

H.4. Relation to Working Memory and Synaptic Theories

Several synaptic theories of working memory propose that transient synaptic states, rather than persistent neuronal firing, store information across delays. In these models, information is maintained silently in synaptic variables and reactivated when needed. CPSNNs naturally align with this view.

The slow trace z_t functions as a silent memory store that can preserve information without sustained spiking activity. Adaptive time warping further enhances this mechanism by extending synaptic persistence selectively, enabling long delays to be bridged without continuous neural activation. This offers a computational explanation for how biological systems maintain working memory with minimal metabolic cost.

Unlike models that require explicit bistable synaptic states or discrete memory buffers, CPSNNs maintain continuous, bounded synaptic variables that evolve smoothly over time, aligning with known biochemical constraints.

H.5. Event-Driven Computation and Energy Efficiency

A defining characteristic of biological neural systems is their reliance on event-driven computation. Neurons and synapses remain largely quiescent in the absence of meaningful input, conserving energy. CPSNNs preserve this principle by operating entirely on spike events and local state updates.

Adaptive temporal modulation further enhances energy efficiency by preventing unnecessary persistence of synaptic activity. When inputs are uninformative, ω_t increases, accelerating decay and reducing downstream computation. When salient events occur, decay slows only where needed. This selective memory allocation mirrors biological strategies for balancing metabolic cost and computational performance.

H.6. Abstraction Level and Limitations

While CPSNNs are biologically inspired, they are not intended as a detailed biophysical model of synaptic chemistry or neuromodulation. The warp factor abstracts many interacting biological processes into a single scalar control signal. This abstraction sacrifices mechanistic detail in favor of computational clarity and scalability.

Nevertheless, CPSNNs occupy an intermediate level of biological realism: more expressive than fixed-timescale SNNs, yet far simpler than full conductance-based or biochemical synapse models. This balance allows CPSNNs to capture key principles of biological temporal computation—multi-timescale dynamics, context-dependent memory persistence, and local modulation—while remaining tractable for large-scale learning and neuromorphic deployment.

Overall, the ChronoPlastic framework suggests that adaptive temporal control at the synaptic level may be a fundamental mechanism underlying both biological temporal cognition and efficient artificial spiking intelligence.

I. Limitations and Future Directions

While ChronoPlastic Spiking Neural Networks introduce a powerful and scalable mechanism for adaptive temporal learning, several limitations remain. These limitations highlight natural extensions of the framework rather than fundamental obstacles, and point toward a broader research program around adaptive synaptic time modulation.

I.1. Single Slow Trace Representation

In the current formulation, each ChronoPlastic synapse maintains a single slow trace z_t whose decay is adaptively modulated via the warp factor ω_t . While this is sufficient to demonstrate substantial gains on long-gap temporal tasks, biological and cognitive systems are known to operate across multiple distinct temporal regimes simultaneously.

A single slow trace effectively learns a dominant long-term timescale, but cannot explicitly represent multiple concurrent memory horizons (e.g., seconds, minutes, and hours) within the same synapse. This may limit representational flexibility on tasks requiring hierarchical temporal reasoning, such as nested event structure or multi-stage decision processes.

A natural extension is to introduce multi-level ChronoPlastic traces,

$$z_t^{(k)} = \alpha_k^{\omega_t^{(k)}} z_{t-1}^{(k)} + s_t, \quad (49)$$

where each trace operates at a different base timescale α_k and is modulated by its own warp factor. Such a hierarchy would allow CPSNNs to learn a rich temporal basis spanning short-, medium-, and long-term dependencies, while preserving locality and linear-time complexity.

I.2. Local Versus Shared Warp Controllers

In this work, warp factors are computed independently at each synapse using a local control network conditioned on presynaptic activity and synaptic state. While this maximizes flexibility, it also increases parameter count and may introduce redundancy in large networks.

Biological neuromodulatory systems often exhibit partial spatial sharing, where groups of synapses receive correlated modulatory signals. Inspired by this, future work could explore spatially shared or factorized warp controllers, in which a single control signal modulates multiple synapses or neurons within a layer or functional group.

Such shared controllers could reduce parameter overhead, improve statistical efficiency, and encourage coordinated

temporal behavior across populations of neurons, while still avoiding global attention or centralized memory mechanisms. Understanding the trade-off between local autonomy and shared temporal control is an important open question.

I.3. Interaction with Learning Rules and Plasticity

CPSNNs currently focus on adaptive temporal modulation of synaptic traces, while synaptic weights are updated using standard gradient-based optimization with surrogate gradients. This separation simplifies analysis but does not exploit the full potential of biologically inspired plasticity mechanisms.

Future extensions could integrate ChronoPlastic dynamics with local plasticity rules such as spike-timing-dependent plasticity (STDP), three-factor learning rules, or reward-modulated updates. In such settings, the warp factor could control not only synaptic persistence but also learning rates or eligibility trace decay, providing a unified framework for temporal credit assignment and plasticity modulation.

Exploring these interactions may yield models that are both more biologically faithful and more robust under sparse or delayed supervision.

I.4. Hardware-Aware Constraints and Quantization

Although CPSNNs are designed to be compatible with neuromorphic hardware, the current implementation assumes floating-point arithmetic and unconstrained precision. Practical deployment on low-power neuromorphic processors requires careful consideration of quantization, limited precision, and fixed-point representations.

The exponential decay term $\alpha_s^{\omega t}$, while mathematically smooth, may be approximated or discretized for efficient hardware execution. Future work should investigate hardware-aware approximations, lookup-table implementations, or piecewise-linear surrogates that preserve adaptive temporal behavior while meeting strict power and area constraints.

Such co-design between ChronoPlastic algorithms and neuromorphic hardware could unlock significant efficiency gains and enable real-time deployment in embedded settings.

I.5. Task Scope and Generalization

Our empirical evaluation focuses on controlled synthetic benchmarks that isolate long-range temporal credit assignment. While this choice enables clear causal analysis, it does not exhaust the range of temporal challenges encountered in real-world applications.

Extending CPSNNs to complex sensory streams, multi-modal event data, and closed-loop control tasks remains an important direction for future research. In particular, evaluating CPSNNs on neuromorphic vision datasets, continuous control benchmarks, and reinforcement learning settings will help clarify the generality of adaptive time warping as a core computational principle.

I.6. Theoretical Characterization

Finally, while we provide initial analysis of gradient flow, boundedness, and expressive advantages over fixed-timescale SNNs, a complete theoretical characterization of CPSNNs remains open. Formal results on approximation power, memory capacity, and optimal warp policies would further strengthen the foundation of the framework.

In summary, CPSNNs represent an initial instantiation of a broader idea: temporal learning through adaptive synaptic time modulation. Addressing the limitations outlined above offers a clear and tractable path toward richer, more expressive, and more biologically grounded spiking architectures.