

# Complexity-Based Code Embeddings

Rares Folea<sup>[0000–0002–4936–9082]</sup>, Radu Iacob<sup>[0009–0009–4953–1180]</sup>, Emil Slusanschi<sup>[0000–0003–0222–1002]</sup>, and Traian Rebedea<sup>[0000–0002–7255–5537]</sup>

University Politehnica of Bucharest

**Abstract.** This paper presents a generic method for transforming the source code of various algorithms to numerical embeddings, by dynamically analysing the behaviour of computer programs against different inputs and by tailoring multiple generic complexity functions for the analysed metrics. The used algorithms embeddings are based on r-Complexity [7]. Using the proposed code embeddings, we present an implementation of the XGBoost algorithm that achieves an average 90% F1-score on a multi-label dataset with 11 classes, built using real-world code snippets submitted for programming competitions on the Codeforces platform.

**Keywords:** algorithm classification, code embeddings, complexity, tree-based classification

## 1 Introduction

**Algorithmic classification** is an important problem in Computer Science, which aims to identify the programming techniques and specific algorithms referenced in a code snippet. Solving this task requires a deep understanding of code semantics which may provide insights for many further applications, such as the detection of code vulnerabilities or the design of automatic code generation assistants.

While most of the recent community work is focused on the static code analysis, we focus on **dynamic** analysis<sup>1</sup>, by analysing the actual execution part to assert how the algorithm behaves. Thus, we aim to investigate how the resource usage (e.g. CPU time, memory) evolves in relation to the input size. We hypothesize that these metrics, along with more advanced architectural aspects (e.g. branch and cache misses), can be used to distinguish between different types of algorithmic approaches.

In our study, we have investigated the applicability of our approach for classifying solutions to competitive programming challenges, written in C++. Thus, we report encouraging results using decision tree models, random forest classifiers and XGBoost [5] for deriving algorithmic labels from dynamic code embeddings, generated using our method.

---

<sup>1</sup> We define dynamic analysis as the process of developing a computer software evaluation based on data acquired from experiments conducted out on a real computing system by executing programs against a range of different inputs.

This paper is structured as follows. In Section 2 we report on related approaches from existing literature. Afterwards, in Section 3 we describe our approach for creating dynamic code embeddings. In Section 4 we present a general overview of the system architecture. In Section 5 we provide experimental details behind the creation of a novel comprehensive dataset that we used for evaluation. Next, in Section 6 we present the results achieved using several machine learning solutions. Finally, in Section 7 we conclude with a final perspective on the applicability of our solution.

## 2 Related Work

A critical step before applying a machine learning model to analyze data is how to choose a meaningful input representation. In this section we explore several representative approaches for creating distributed program embeddings.

Firstly, researchers have investigated techniques borrowed from the field of natural language processing, which rely on the distributional properties of individual words (e.g. Word2Vec [10]). These approaches seek to capture the statistical co-occurrence patterns of different lexical features. These features may be derived using different segmentation strategies from the textual representation of source code [3, 12, 3] or from the representation pertaining to different compilation stages (e.g. LLVM-IR [2], Java bytecode [9], assembly [11]) or bytecode [16].

Another option is to train neural architectures to encode graph representations of code, such as the AST [1] or the CFG [2]. The advantage of this approach is that it can explicitly model semantic relationships between distant program elements.

An alternative perspective can be attained from dynamic analysis of the program runtime behaviour. One such approach is to monitor execution traces, which capture the state of variables during different moments of execution [14, 13, 15]. A different direction is to collect and analyze the interactions with the operation system, such as system calls to create, open or modify files [6]. Notably, this approach may not be suitable to distinguish between programs which perform minimal interactions with the operating system.

Static code representations entail direct access to the program source code. On the other hand, dynamic code representations discussed above leverage specific knowledge about target program semantics and rely heavily on the number and diversity of program executions. In contrast, the solution discussed in this paper requires no prior assumptions about the program structure. As such, it relies only on collected statistics about runtime behaviour, as seen through the lens of a profiling tool.

## 3 Converting an algorithm to an embedding

As shown in [7], r-Complexity is a revised complexity model, that offers better complexity feedback for similar programs than the classic Bachmann-Landau

notations. Let  $f : \mathbb{N} \rightarrow \mathbb{R}$  denote the function describing an algorithm computational complexity. We define the set of all complexity calculus  $\mathcal{F} = \{f : \mathbb{N} \rightarrow \mathbb{R}\}$ . Also, we will consider an arbitrary complexity function  $g \in \mathcal{F}$ .

The **Big r-Theta** class is defined as a set of mathematical functions similar in magnitude with  $g(n)$  in the study of asymptotic behavior. A set-based description of this group can be expressed as:

$$\Theta_r(g(n)) = \{f \in \mathcal{F} \mid \forall c_1, c_2 \in \mathbb{R}_+^* \text{ s.t. } c_1 < r < c_2, \exists n_0 \in \mathbb{N}^* \\ \text{s.t. } c_1 \cdot g(n) \leq f(n) \leq c_2 \cdot g(n), \forall n \geq n_0\}$$

The big **r-Theta** notation proves to be useful also in creating Dynamic code embeddings. The idea behind these embeddings is simple: try to automatically provide estimations, for various metrics, the r-Theta class for the analyzed algorithm (usually with unknown Bachmann–Landau Complexity).

A generic solution (generalization of [4]) to provide a good automatic estimation of the r-Complexity class is to try fit a regressor described by:

$$f(n) = \sum_{t=1}^y \sum_{k=1}^x c_k \cdot n^{p_k} \cdot \log_{l_k}^{j_k}(n) \cdot e_t^n.$$

In this research, we will attempt to fit a simplified version of the generic expression as a Big r-Theta function, described generic by one of the following function:

$$\begin{cases} r \cdot \log_2^p \log_2(n) + X \\ r \cdot \log_2^p(n) + X \\ r \cdot p^n + X, p < 1 \\ r \cdot n^p + X \\ r \cdot p^n + X, p > 1 \\ r \cdot \Gamma(n) + X \end{cases}.$$

The search space for regressor functions is not feasible to be exhaustively searched during for automatic computation, as there are infinitely many regressors that can be analyzed. To overcome this problem, our approach is to avoid performing the continuous space search, but obtain similar results only by sampling a number of highly relevant configurations, that are relevant for algorithms in general. This way, we can discretize the search space, and the functions we decided to search towards are:

$$\begin{cases} r \cdot \log_2^p \log_2(n) + X, p \in \{0, 1, 2, 3\} \\ r \cdot \log_2^p(n) + X, p \in \{0, 1, 2, \dots, 10\} \\ r \cdot p^n + X, p < 1, p \in \{0.1, 0.2, \dots, 0.9\} \\ r \cdot n^p + X, p \in \{1, 1.3, 1.5, 1.7, 2, 2.5, 2.7, 3, 3.5, 4, 4.5, 5, 5.5, 6, 7, 8, 9, 10\} \\ r \cdot p^n + X, p > 1, p \in \{1.5, 2, 2.5, 3, 3.5, 4, 5\} \\ r \cdot \Gamma(n) + X \end{cases}.$$

Each fitting of a Big r-Theta on a metric has as result a quadruple:

(FEATURE\_TYPE, FEATURE\_CONFIG, INTERCEPT, R-VAL)

where:

1. FEATURE\_TYPE has one of the following values<sup>2</sup>:
  - (a) LOGLOG\_POLYNOMIAL,
  - (b) LOG\_POLYNOMIAL,
  - (c) FRACTIONAL\_POWER,
  - (d) POLYNOMIAL,
  - (e) POWER,
  - (f) FACTORIAL,
2. FEATURE\_CONFIG is defined<sup>3</sup> by a value  $n \in \mathbb{R}_+$ , such that the generic Big r-Theta respects the above FEATURE\_TYPE.
3. INTERCEPT is the expected value of the complexity function when the input size is null.
4. R-VAL is the value of  $r$ , such that the defined  $g$  complexity class includes  $f$ , which is the real complexity function of the algorithm:  $f \in \Theta_r(g(n))$

Even if the model is generic and works for any arbitrary metric, in order to use it, we are required to instantiate the model with tangible metrics, with respect to the input size. We analyze an algorithm by all the associated r-Complexities, bundled as one code-embedding. Using the native Linux **perf** profiler, we obtained and used the following metrics to compute our code embeddings. The set of these metrics covers both hardware events: **branch-misses** (number of branch missed predictions), **branches** (number of branches instructions executed), **cycles** (number of executed cycles), **instructions** (number of executed instruction), **stalled-cycles-frontend** (number of "wasted" CPU cycles where the frontend<sup>4</sup> did not feed the backend with micro-operations.), as well as software events, **context-switches** (number of procedures of storing the state of the process/thread, at suspension time), **CPU-migrations** (number of times a process/thread has been scheduled on a different CPU), **page-faults** (number of events when the virtual memory was not mapped to the physical memory), **task-clock** (stores the clock count specific to the task that ran).

In computing the embedding, we require no knowledge about the structure of the analyzed algorithm. However, the resulting embedding is dependent on the architecture it has been generated against. Typically, metrics vary from architecture to architecture. The general complexity class of the algorithm may not change, thus making the FEATURE\_TYPE and FEATURE\_CONFIG parameters likely to remain the same on multiple computing architectures. The sample embeddings in this paper have been obtained when running on a 3rd Generation

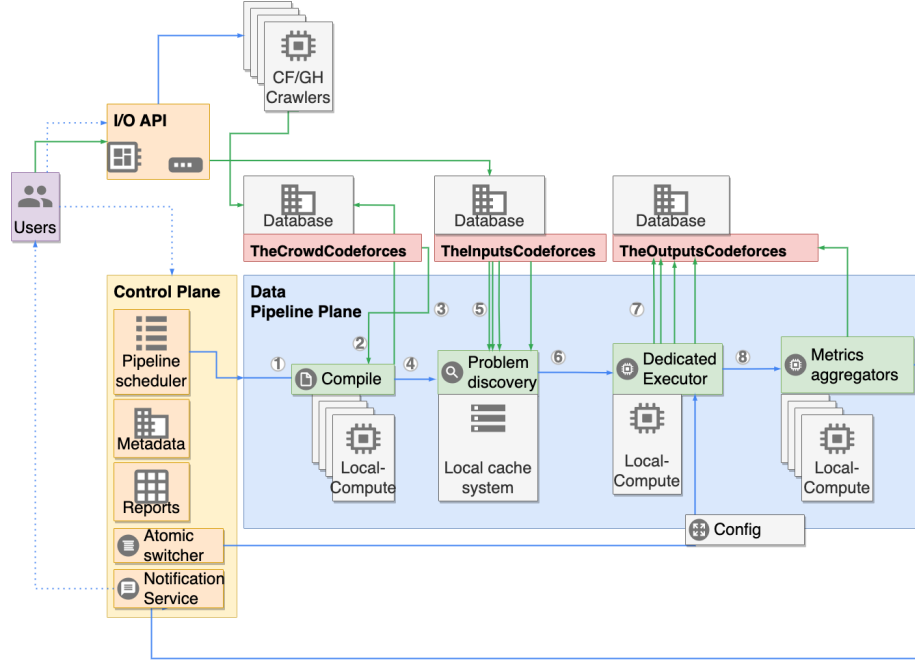
<sup>2</sup> The model is generic and other values can be used as well, yet these are the most relevant values that we have used in our research.

<sup>3</sup> In our research, we have searched only a small discrete set of values for  $n$ , described earlier in this section.

<sup>4</sup> Frontend refers here to the part of the hardware responsible for fetching and decoding instructions.

Intel Core processor (3.10 GHz), i5-3210M (2.5 GHz, 3MB L3 cache, 2 cores). On the other hand, given another algorithm, with a different complexity, the previously mentioned parameters are susceptible to changes.

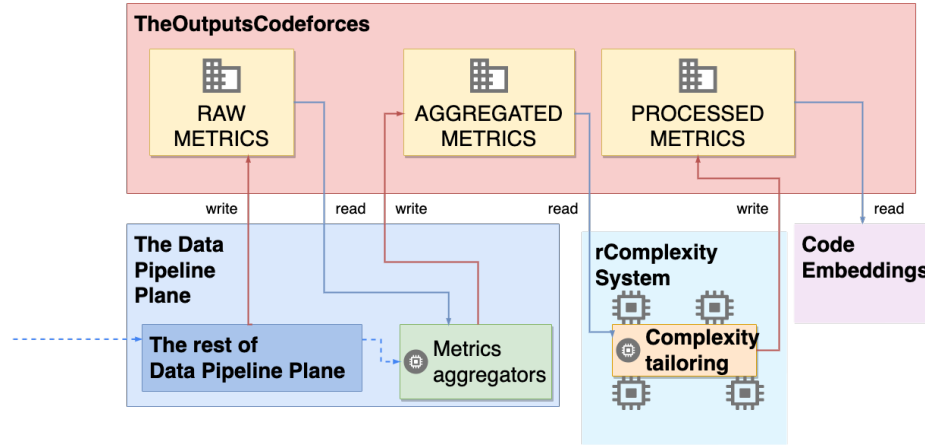
## 4 System Architecture



**Fig. 1.** An overview of our data acquisition system, capable of generating a set of metrics from the binaries.

The *system* we proposed to analyse the solutions to the problems contained in the dataset presented above is complex. It can be seen as two distinct entities: **the data acquisition subsystem** (Figure 1) and the **embeddings subsystem** (Figure 2). The key steps involved in running the pipeline is illustrated by the labels in Figure 1. The Control Plane initiates the data pipeline in **1**, by providing the required arguments. Step **2** fetches all the matching solutions, to all problems, from TheCrawlCodeforces (the solutions dataset). It compiles the sources and store the results back in the database, as indicated in **3**. Next, in **4**, the data is passed, in form of a compiled executable, to the discovery service. Next, the synthetic inputs from TheInputsCodeforces<sup>5</sup> (input dataset) are being fetched,

<sup>5</sup> TheInputsCodeforces is a public dataset:  
<https://github.com/rarestraf/TheInputsCodeforces>

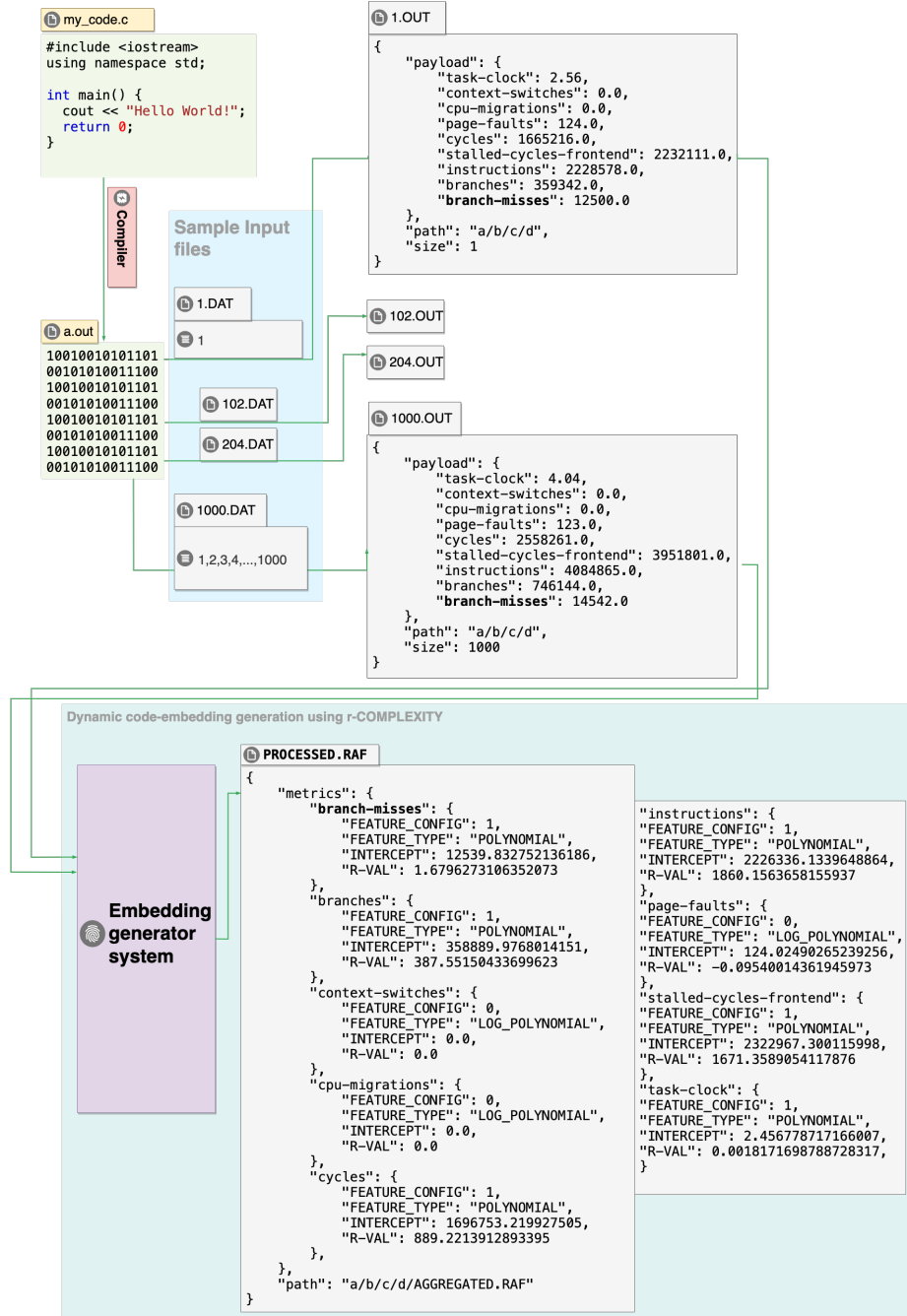


**Fig. 2.** An overview of our data embedding system that converts the raw metrics into code embeddings, and how it interacts with other parts of the systems.

in 5. Once this is complete, in step in 6, the pipeline goes into a schedule state, where the execution on a dedicated executors is being prepared. In our research, to avoid variations in data due to difference in hardware, we have only used one executor, but this may have serious implication on the scalability. Once tasks have been scheduled and completed, the resulting profiling data is stored to the TheOutputsCodeforces (profiling dataset) in in 7. At the end of the pipeline, metrics obtained from profiling are being aggregated in 8 and the pipeline is marked as succeeded.

After raw metrics with profiling data are being generated, the data embedding system (Figure 2) aggregates them so that the complexity mapping can be applied. The embeddings system is responsible of building code embeddings from the available data provided by the Data Acquisition System. It is responsible of computing at scale dynamic code-embeddings based on r-Complexity with respect to the various metrics analyzed against the input dimensions.

Because the resulting embedding is somewhat dependent to the underlying architecture it has been profiled against, for best result, we evaluated all the solutions from our dataset on the same architecture. This doesn't make our solution architecture-dependent however, as we can re-process our metrics by launching the pipelines on any given architecture. It's also possible that similar are obtained even without performing this step when computing embeddings on new architecture, assuming that the two architectures are from the same family and have similar performances, or if there is a mapping function estimate regarding performance difference for the analyzed metrics.



**Fig. 3.** An in-depth view on the process of generating a code-embedding for a given algorithm, based on r-Complexity code-embeddings, using this system.

## 5 Dataset

In this research, we built a automatic system that searches for open-source implementations for Codeforces technical challenges. We use the AlgoLabel [8] dataset in order to obtain the mapping between problems and algorithm labels.

In order to achieve dynamic measurements out of which we can create the dynamic code embeddings, synthetic test inputs are required for each individual problem. The generation of such inputs is performed manually and usually requires some degree of reasoning, around choosing an appropriate dimension and input space for the problem, so that the samples will be relevant in computing the complexity. For instance, consider a problem, for which the number of required processing cycles to compute for the input  $x$  is described by the function  $c$ :

$$c(x) = \begin{cases} 10, & x = 10000 \\ 1, & x = 20000 \\ 100 \cdot x^2, & \text{otherwise} \end{cases}$$

For this problem, sampling the algorithm for any input is relevant in computing the associated r-Complexity, except of the results of analysing inputs  $x = 10000$  and  $x = 20000$ , which are outliers. In practice, these outliers exists, and usually correspond to particular cases, when solving a difficult problem is trivial; for example, the problem of determining whether a number is prime or not is trivial for all even numbers, but has a non-constant complexity for arbitrary odd numbers. Hence, in order to provide relevant estimates of the r-Complexity functions for a given problem, the step of creating synthetic inputs requires some degree of judgement, to ensure that the inputs are representative for the difficulty of the problem.

This generation can be toilsome for a large dataset. In our research, we picked 50 problems, based on the number of available sources. For every problem, we evaluate each compiled binary against a set of 50 inputs. The trade-off here is the following: the more support points, the better the estimate for the complexity function becomes, but this comes at the cost of slowing down the pipeline. We validate empirically that this number of inputs may provide sufficient data points for inferring the program complexity.

Then, while executing the binaries on the previously generated inputs, the pipeline measures several statistics. These measurements are stored, obtaining the profiling files for each execution. Consequently, there are over one million such files in the resulting dataset (referenced as TheOutputsCodeforces dataset).

Next we create an embedding, using the techniques described in Section 3. Thus, each program is represented *as a 36-long vector*, built using approximations of the r-Theta complexity against the inputs, for each individual metric. We depict this process in Figure 3.



## 6 Results

At this stage, we approach the classification problem of solution labelling with standard machine learning approaches. We study two scenarios: classifying each problem in a binary form, such as distributing each solution into belongs to category X or not, and performing multi-label classification, aiming to find all the classes a solution belongs to.

Three methods yield the best results: **decision tree classifier**, **random forest classifier** and **XGBoost**. We analyze the performance of two models based on multiple metrics: **accuracy**, **precision**, **recall** and **f1-score** on 5949 inputs, using a 66/34 split for the training/testing dataset. For all the analyzed methods, we perform the same split, simulating a similar training environment for all analyzed models.

In this research, several custom neural networks and deep neural networks, as well as convolutional networks, were trained, on the same datasets, but the overall performance was rather unsatisfactory. We could not maximise the performance of either to be close to the performance of a simple decision tree classifier. Going forward, we present the results of tree-based classifiers.

All models have been implemented in Python and published open-source<sup>6</sup>. We use pandas to operate datasets, sklearn to compute metrics and for ensemble models, xgboost library for an efficient implementation of XGBoost trees and Tensorflow for experimenting with neural networks.

### 6.1 Binary Classification

We perform binary classification for math/non-math problems. The dataset is unbalanced, with 4937 problems not being labeled as math and 1012 for problems that were classified as math-related. The aim was to keep the ratio from the original dataset in both testing and training dataset. The testing evaluation results are captured in **Table 1**.

The accuracy is similar for both methods: **96%** for the decision tree classifier and **97%** for the random forest classifier. Overall, only the recall is smaller for the random forest classifier, while all the other metrics, including the f1-score is slightly higher for this classifier.

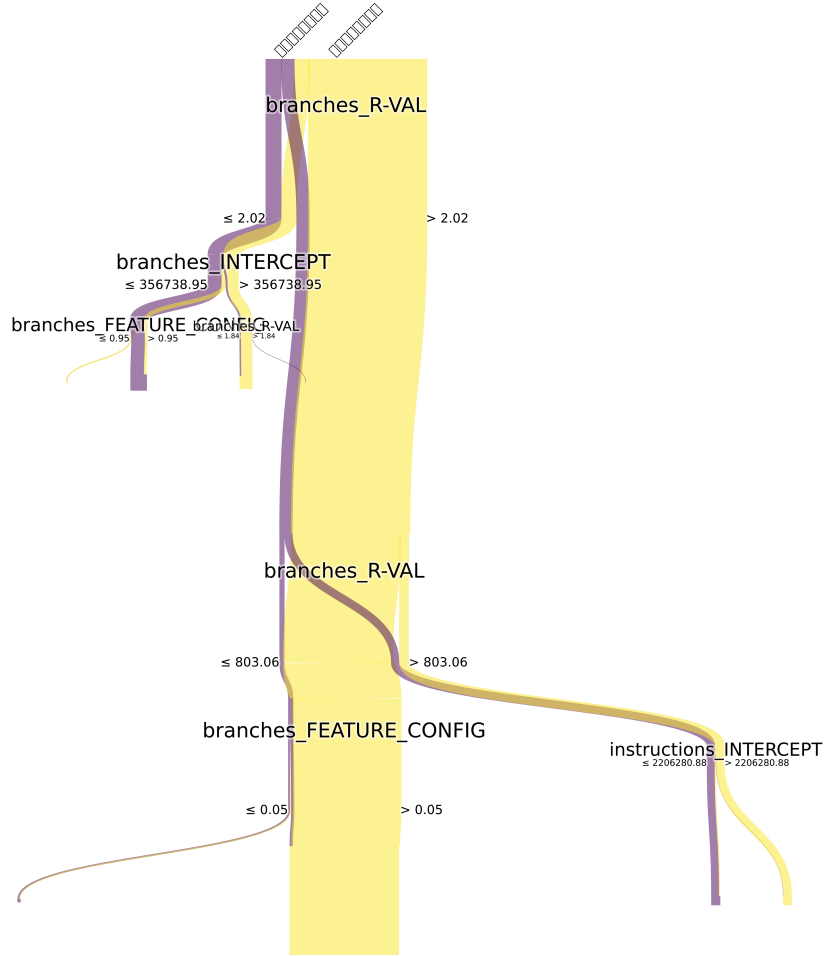
A visualisation of the decision tree model is available in Figure 4. High-quality renderings are available<sup>7</sup>.

### 6.2 Multi-Label Classification

For Multi-Label Classification, XGBoost yield the best results. In a similar setup, we benchmark the performances of a XGBoost classifier against the problem of algorithm classification. In our research, this method exhibits the best

<sup>6</sup> <https://www.github.com/raresraf/AlgoRAF>

<sup>7</sup> <https://www.github.com/raresraf/AlgoRAF/tree/master/viz>



**Fig. 4.** The decision tree classifier that has achieved over 96% accuracy on the task of labelling algorithmic challenges with the math/non-math label against our testing dataset, while trained on dataset we prepared, with open-source Codeforces submissions. The figure contains the tree plotted with a maximum depth of three. The total depth of our decision trees was between twelve and sixteen. Purple are branches that evaluate to math class, while in yellow are plotted branches that evaluate to non-math class.

**Table 1.** The metrics obtained for the **decision tree classifier** (DT) and **random forest classifier** (RF) evaluation against testing dataset.

Metric	precision	recall	f1-score	support
Class	(DT   RF)	(DT   RF)	(DT   RF)	
non-math	.98   .97	.98   .99	.98   .98	1663
math	.89   .96	.87   .83	.88   .89	301

performance, in terms of *precision*, *recall* and *F1-score* for the analyzed scenarios. Detailed results are provided in **Table 2**.

**Table 2.** A classification report ran against the testing dataset, for the problem of algorithm classification, using the **XGBoost** classifier, a Decision Tree Classifier (DT) and using the random forest classifier technique (RF). In **bold**, we capture the results that are better than the previous two models, decision tree and random forest classifiers.

Class	Precision	Recall	F-score	Support
	XGBoost DT   RF	XGBoost DT   RF	XGBoost DT   RF	
strings	<b>.94</b> .86   .93	<b>.90</b> .87   .84	<b>.92</b> .87   .88	756
implementation	<b>.94</b> .95   .93	<b>.98</b> .93   .97	<b>.96</b> .94   .95	1387
greedy	<b>.92</b> .78   .91	<b>.77</b> .79   .65	<b>.84</b> .78   .76	523
brute force	<b>.98</b> .79   1.0	<b>.77</b> .77   .66	<b>.86</b> .78   .79	311
dp	<b>.87</b> .83   .87	<b>.74</b> .71   .77	<b>.80</b> .77   .82	35
divide and conquer	<b>1.0</b> .91   1.0	<b>.68</b> .65   .71	<b>.81</b> .75   .83	31
graphs	<b>.91</b> .92   .84	<b>.88</b> .82   .83	<b>.90</b> .87   .84	83
binary search	<b>1.0</b> .91   1.0	<b>.68</b> .65   .71	<b>.81</b> .75   .83	31
math	<b>.97</b> .91   .95	<b>.91</b> .85   .81	<b>.94</b> .88   .88	301
sortings	<b>.95</b> .66   .96	<b>.61</b> .66   .42	<b>.74</b> .66   .58	176
shortest paths	<b>.91</b> .92   .84	<b>.88</b> .82   .83	<b>.90</b> .87   .84	83
micro avg	<b>.94</b> .87   .93	<b>.88</b> .85   .82	<b>.91</b> .86   .87	3717
macro avg	<b>.94</b> .86   .93	<b>.80</b> .77   .74	<b>.86</b> .81   .82	3717
weighted avg	<b>.94</b> .87   .93	<b>.88</b> .85   .82	<b>.91</b> .86   .86	3717
samples avg	<b>.94</b> .89   .91	<b>.91</b> .88   .86	<b>.91</b> .88   .87	3717

The model scores really well in the precision of identifying a problem belonging to the class. Slightly worse, the recall is diminished, especially for classes where the number of support entries is low, such as *divide and conquer* or *binary search*. It's interesting that the model does match all the 30+ entries in the testing

dataset where these two techniques are used, yet, a recall of just above two thirds is recorded. However, for large sets, such as strings or math classes, the model scores very high in both precision and recall, with sustained results of over 90%.

Our experiments also included the use of decision trees in junction with *r-Complexity* embeddings, as well as random forests classifiers. Overall, the results obtaining this ensemble model are better than by using a single, simple, decision tree classifier, for almost all classes and all analyzed metrics. Between these two methods, it seems that the Random Forest Classifier is optimized for higher precision, with a slightly lower recall score. Just like XGBoost, the model does match all the entries for the *divide and conquer* and *binary search*, and even obtains a higher recall score for these two classes than the XGBoost classifier. However, the average of recall is 4% smaller.

## 7 Conclusions and further research

In this paper we present a way of building code embeddings based on Complexity related measurements and use these telemetry as insights for the problem of algorithm classification. The method showcased for transforming the source code to numerical embeddings is a helpful solution when needing to analyze the behaviour of algorithms. Using these embeddings that are based on r-Complexity [7], we achieve high accuracy classification even when using simple decision tree-based classifiers for the problem of labelling of competitive programming challenges.

This shows the potential of this embedding method, for building a more general understanding of the source code. The greater goal of our research is to build a generic model of mapping an algorithm to a code embedding (based on the r-Complexity code embeddings technique), that can later be used for more competitive and advanced programming challenges. We believe that these embeddings covers a good amount of information about the code, and can be used to further analysis, such as: *plagiarism detection*, *software optimisations and classification* or *malware detection*. Tailoring the collected metrics for a certain algorithm can help reach this goal, by introducing other more relevant metrics for solving a certain task.

Further work on the development of the TheInputsCodeforces database, in order to support more generators, that would produce more synthetic inputs. This might enhance the generality of our dataset and is likely to make our models more relevant to a wider set of problems.

## References

1. Alon, U., Zilberstein, M., Levy, O., Yahav, E.: code2vec: Learning distributed representations of code. Proceedings of the ACM on Programming Languages **3**(POPL), 1–29 (2019)
2. Ben-Nun, T., Jakobovits, A.S., Hoefer, T.: Neural code comprehension: A learnable representation of code semantics. In: Proceedings of the 32nd International Conference on Neural Information Processing Systems. p. 3589–3601. NIPS’18, Curran Associates Inc., Red Hook, NY, USA (2018)

3. Buratti, L., Pujar, S., Bornea, M.A., McCarley, J.S., Zheng, Y., Rossiello, G., Morari, A., Laredo, J., Thost, V., Zhuang, Y., Domeniconi, G.: Exploring software naturalness through neural language models. CoRR **abs/2006.12641** (2020), <https://arxiv.org/abs/2006.12641>
4. Calotoiu, A.: Automatic empirical performance modeling of parallel programs (2018)
5. Chen, T., Guestrin, C.: Xgboost: A scalable tree boosting system. In: Proceedings of the 22nd acm sigkdd international conference on knowledge discovery and data mining. pp. 785–794 (2016)
6. Chistyakov, A., Lobacheva, E., Kuznetsov, A., Romanenko, A.: Semantic embeddings for program behavior patterns. CoRR **abs/1804.03635** (2018), <http://arxiv.org/abs/1804.03635>
7. Folea, R., Slusanschi, E.I.: A new metric for evaluating the performance and complexity of computer programs: A new approach to the traditional ways of measuring the complexity of algorithms and estimating running times. In: 2021 23rd International Conference on Control Systems and Computer Science (CSCS). pp. 157–164. IEEE (2021)
8. Iacob, R.C.A., Monea, V.C., Rădulescu, D., Ceapă, A.F., Rebedea, T., Trăusan-Matu, S.: Algolabel: A large dataset for multi-label classification of algorithmic challenges. Mathematics **8**(11), 1995 (2020)
9. Koc, U., Saadatpanah, P., Foster, J.S., Porter, A.A.: Learning a classifier for false positive error reports emitted by static code analysis tools. In: Proceedings of the 1st ACM SIGPLAN International Workshop on Machine Learning and Programming Languages. pp. 35–42 (2017)
10. Mikolov, T., Grave, E., Bojanowski, P., Puhersch, C., Joulin, A.: Advances in pre-training distributed word representations. In: Proceedings of the Eleventh International Conference on Language Resources and Evaluation (LREC 2018). European Language Resources Association (ELRA), Miyazaki, Japan (May 2018), <https://aclanthology.org/L18-1008>
11. Redmond, K., Luo, L., Zeng, Q.: A cross-architecture instruction embedding model for natural language processing-inspired binary code analysis. CoRR **abs/1812.09652** (2018), <http://arxiv.org/abs/1812.09652>
12. Svyatkovskiy, A., Lee, S., Hadjitofi, A., Riechert, M., Franco, J.V., Allamanis, M.: Fast and memory-efficient neural code completion. In: 2021 IEEE/ACM 18th International Conference on Mining Software Repositories (MSR). pp. 329–340. IEEE (2021)
13. Wang, K.: Learning scalable and precise representation of program semantics. CoRR **abs/1905.05251** (2019), <http://arxiv.org/abs/1905.05251>
14. Wang, K., Singh, R., Su, Z.: Dynamic neural program embeddings for program repair. In: 6th International Conference on Learning Representations, ICLR 2018, Vancouver, BC, Canada, April 30 - May 3, 2018, Conference Track Proceedings. OpenReview.net (2018), <https://openreview.net/forum?id=BJuWrGW0Z>
15. Wang, K., Su, Z.: Blended, precise semantic program embeddings. In: Proceedings of the 41st ACM SIGPLAN Conference on Programming Language Design and Implementation. p. 121–134. PLDI 2020, Association for Computing Machinery, New York, NY, USA (2020). <https://doi.org/10.1145/3385412.3385999>, <https://doi.org/10.1145/3385412.3385999>
16. Yousefi-Azar, M., Hamey, L., Varadharajan, V., Chen, S.: Learning latent byte-level feature representation for malware detection. In: Neural Information Processing: 25th International Conference, ICONIP 2018, Siem Reap, Cambodia, December 13–16, 2018, Proceedings, Part IV 25. pp. 568–578. Springer (2018)