

Visualizing the Structure of Lenia Parameter Space

Barbora Hudcová^{1*}, František Dušek², Marco Tuccio³, and Clément Hongler¹

¹EPFL, Switzerland, *barbora.hudcova@epfl.ch

²CIIRC, CTU and FIT, CTU, Czech Republic

³ Universitat Pompeu Fabra, Spain

Abstract

Continuous cellular automata are rocketing in popularity, yet developing a theoretical understanding of their behaviour remains a challenge. In the case of Lenia, a few fundamental open problems include determining what exactly constitutes a soliton, what is the overall structure of the parameter space, and where do the solitons occur in it. In this abstract, we present a new method to automatically classify Lenia systems into four qualitatively different dynamical classes. This allows us to detect moving solitons, and to provide an interactive visualization of Lenia’s parameter space structure on our website <https://lenia-explorer.vercel.app/>. The results shed new light on the above-mentioned questions and lead to several observations: the existence of new soliton families for parameters where they were not believed to exist, or the universality of the phase space structure across various kernels.

Submission type: **Late Breaking Abstract**

website: <https://lenia-explorer.vercel.app/>
data: <https://bit.ly/lenia-explorer-data>
code: <https://bit.ly/lenia-explorer-code>

Introduction

Lenia has recently become one of the most popular Alife models due to the beautiful patterns that frequently emerge in its dynamics Chan (2018). Despite the profound interest Kawaguchi et al. (2021); Hamon et al. (2022); Plantec et al. (2023); Papadopoulos and Guichard (2025), our theoretical understanding of Lenia remains very limited Yevenko et al. (2025); Kojima et al. (2025); we list a few open questions:

- What constitutes solitons, and how to automatically detect them?
- Where in the Lenia parameter space do solitons emerge?
- How does the emergence of solitons depend on the choice of initial configurations?
- What is the structure of the Lenia parameter space and how does the shape of the kernel affect it?

In this work we distinguish four qualitatively different types of Lenia’s dynamical behaviour and we present a new method to automatically classify each system into one of

them. This allows us to visualize the “phase space” for various Lenia kernels. The results can be interactively explored at our website, which helps to build an important understanding to the above mentioned questions, and which identifies soliton regions for a variety of kernels.

In Yevenko (2024) the Lenia parameter space was shown to exhibit a fractal structure. The most thorough identification of solitons was done manually in Chan (2018), Figure 9 for one fixed kernel.

Method

We study the classical variant of Lenia with a single channel; a kernel $K : \mathbb{R} \rightarrow [0, 1]$, and a growth function $G : [0, 1] \rightarrow [-1, 1]$. An $n \times n$ configuration at time t is $A^t \in [0, 1]^{n \times n}$; the Lenia update with a time-step $\Delta t \in \mathbb{R}_{\geq 0}$ at position x is given by

$$A^{t+\Delta t}(x) = [A^t + \Delta t G(K * A^t(x))]_0^1$$

where $*$ denotes the convolution operation; for details see Chan (2018). In this work, we fix $\Delta t = 0.1$ and consider G to be of the form $G_{\mu, \sigma}(x) = 2e^{-\frac{(x-\mu)^2}{2\sigma^2}} - 1$; $\mu, \sigma \in (0, 1)$. Thus, for a fixed kernel K , each Lenia system is characterized by the values μ and σ . Below, we define the four dynamical classes and our classification method.

Dynamical Phases of Lenia Systems

We fix a system with kernel K and growth function parameters μ and σ . First, we define the dynamical phase of a given initial configuration. Then, we traverse the space of initial configurations to determine the system’s overall behaviour.

Classifying Initial Configurations For $A^0 \in [0, 1]^{n \times n}$, we compute the trajectory $A^0, A^{\Delta t}, A^{2\Delta t}, \dots, A^{T_{\max}\Delta t}$ with $T_{\max} \approx 7000$ and assign to A^0 one of the following phases¹:

- **Stable Phase:** The trajectory enters a loop.
- **Metastable Phase:** The trajectory does not enter a loop, but its center of mass stabilizes around its long-term mean.
- **Unclassified:** Neither of the two cases above.

A typical final configuration $A^{T_{\max}}$ of each phase is shown in Figure 1.




Figure 1: a) All activity dies out. b) Activity expands to the whole array. c) All moving solitons get “unclassified”.

Crucially, after analyzing over 10^5 Lenia systems, we observed a strong correspondence between unclassified initial configurations and the emergence of moving solitons.

Dynamical Classes of Lenia Systems We now address a key question: how to choose initial configurations. The dynamics of many CAs depends strongly on this choice Behrens et al. (2024), and traversing Lenia’s initial-configuration space is essential to capture its full diversity. Following Chan (2018), we initialize with a noise patch (uniform random values in $[0, 1]$) surrounded by zeros. To avoid bias toward specific shapes, we use the maximum-entropy principle: the shape of the patches is defined by random Voronoi polygons¹. We traverse the configuration space by varying the size of noise patches; for a 100×100 grid, polygons of areas $10^2, 20^2, \dots, 90^2$ are used. For each, we generate 64 configurations and determine their phases (Fig. 2).




Figure 2: Traversing the space of initial configurations by increasing the area of noise in the shape of random polygons.

We can summarize the matrix data of Fig. 2 in a simple plot which, for each polygon area, shows the proportion of initial configurations classified into each phase. After analyzing a variety of systems, we observed four typical classes of dynamical behaviour summarized in Figure 3.

To summarize the method, we described an algorithm that assigns to each Lenia system one of four classes of dynamical behaviour, allowing us to automatically detect systems (and initial configuration regions) where solitons occur.

Results

We have analyzed 8 kernels of various shapes. For each kernel, we vary the growth function parameters μ and σ , obtaining a $\mu - \sigma$ plane of around 10 000 systems, assigning a dynamical class to each. The complete results are made available on our interactive website² and we encourage the

¹Exact algorithmic details of the method and the choice of hyperparameters are provided in the documentation TODO.

²<https://lenia-explorer.vercel.app/>

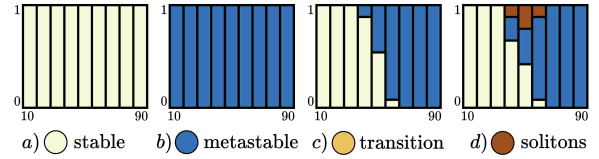


Figure 3: x-axis: polygon sizes, y-axis: proportion of configurations in each phase. a) All configurations enter the stable phase. b) All configurations enter the metastable phase. c) A transition from stable to metastable phase as the patches of noise increase in size. d) A transition with solitons occurring around the transition region.

reader to explore the fascinating range of emerging solitons. We illustrate the trend for the kernel $K(r) = e^{-\frac{4}{r(1-r)}}$ with radius $R = 13$ in Fig. 4.

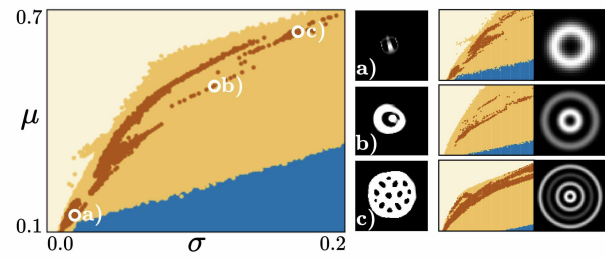


Figure 4: (Left) “Phase space” of Lenia’s dynamical classes for a fixed kernel while varying μ and σ . Dark orange region contains systems with emerging solitons, some of them showcased in the (middle). (Right) Analogous phase spaces for various kernel shapes depicted next to them with $0.1 \leq \mu \leq 0.5$ and $0.0 < \sigma \leq 0.1$.

In Chan (2018), Fig. 9, the same $\mu - \sigma$ plane was studied for an analogous kernel, though only for $\mu \leq 0.5$ $\sigma \leq 0.12$ as no solitons were believed to exist for larger values. Figure 4 thus shows the discovery of a new soliton families such as b) and c).

Conclusion

The dynamical classification of Lenia allowed us to make the following observations:

- The method enabled automatic detection of solitons.
- Solitons seem to occur in a very specific region of initial configurations, which typically lies in a transition region between the stable and metastable phase.
- We discovered new soliton families, such as Figure 4 c).
- We observe that a variety of kernels give rise to a qualitatively similar $\mu - \sigma$ “phase space”, strikingly resembling the phase transition of water.

We believe that our results could help to give an analytical description between the stable and transition phase (more numerical results in Papadopoulos et al. (2024)) as well as between the transition and metastable phase. Analytically characterizing the soliton region seems a more challenging, yet a very interesting goal.

Acknowledgements

We would like to thank Bert Chan, Vassilis Papadopoulos, Ehsan Pajouheshgar, Eugène Bergeron, Franck Gabriel, and João Penedones for inspiring discussions. This work was funded by NCCR SwissMAP.

References

- Behrens, F., Hudcová, B., and Zdeborová, L. (2024). Dynamical phase transitions in graph cellular automata. *Physical Review E*, 109(4):044312.
- Chan, B. W.-C. (2018). Lenia-biology of artificial life. *arXiv preprint arXiv:1812.05433*.
- Hamon, G., Etcheverry, M., Chan, B. W.-C., Moulin-Frier, C., and Oudeyer, P.-Y. (2022). Learning sensorimotor agency in cellular automata.
- Kawaguchi, T., Suzuki, R., Arita, T., and Chan, B. (2021). Introducing asymptotics to the state-updating rule in lenia. In *Artificial Life Conference Proceedings 33*, volume 2021, page 91. MIT Press One Rogers Street, Cambridge, MA 02142-1209, USA journals-info
- Kojima, H., Yevenko, I., and Ikegami, T. (2025). The glider equation for asymptotic lenia. *arXiv preprint arXiv:2508.04167*.
- Papadopoulos, V., Doat, G., Renard, A., and Hongler, C. (2024). Looking for complexity at phase boundaries in continuous cellular automata. In *Proceedings of the Genetic and Evolutionary Computation Conference Companion*, pages 179–182.
- Papadopoulos, V. and Guichard, E. (2025). Mace: General mass conserving dynamics for cellular automata.
- Plantec, E., Hamon, G., Etcheverry, M., Oudeyer, P.-Y., Moulin-Frier, C., and Chan, B. W.-C. (2023). Flow-lenia: Towards open-ended evolution in cellular automata through mass conservation and parameter localization. In *Artificial Life Conference Proceedings 35*, volume 2023, page 131. MIT Press One Rogers Street, Cambridge, MA 02142-1209, USA journals-info
- Yevenko, I. (2024). Classifying the fractal parameter space of the lenia orbium. In *Artificial Life Conference Proceedings 36*, volume 2024, page 14. MIT Press One Rogers Street, Cambridge, MA 02142-1209, USA journals-info
- Yevenko, I., Kojima, H., and Nehaniv, C. L. (2025). Using dynamical systems theory to quantify complexity in asymptotic lenia. *arXiv preprint arXiv:2508.02935*.