

OCTOPUS: A Lightweight Entity-Aware System for Multi-Table Data Discovery and Cell-Level Retrieval

Wen-Zhi Li
Cornell University
Ithaca, USA
wenzhi@cs.cornell.edu

Sainyam Galhotra
Cornell University
Ithaca, USA
sg@cs.cornell.edu

Abstract

Tabular data constitute a dominant form of information in modern data lakes and repositories, yet discovering the relevant tables to answer user questions remains challenging. Existing data discovery systems assume that each question can be answered by a single table and often rely on resource-intensive offline preprocessing, such as model training or large-scale content indexing. In practice, however, many questions require information spread across multiple tables—either independently or through joins—and users often seek specific cell values rather than entire tables. In this paper, we present OCTOPUS, a lightweight, entity-aware, and training-free system for multi-table data discovery and cell-level value retrieval. Instead of embedding entire questions, OCTOPUS identifies fine-grained entities (column mentions and value mentions) from natural-language queries using an LLM parser. It then matches these entities to table headers through a compact embedding index and scans table contents directly for value occurrences, eliminating the need for heavy content indexing or costly offline stages. The resulting fine-grained alignment not only improves table retrieval accuracy but also facilitates efficient downstream NL2SQL execution by reducing token usage and redundant LLM calls. To evaluate OCTOPUS, we introduce a new benchmark covering both table- and cell-level discovery under multi-table settings, including five datasets for independent discovery and two for join-based discovery. Experimental results show that OCTOPUS consistently outperforms existing systems while achieving substantially lower computational and token costs. Code is available at <https://github.com/wenzhilic/octopus>.

CCS Concepts

• **Information systems** → **Information retrieval query processing**; **Specialized information retrieval**; **Evaluation of retrieval results**.

1 Introduction

Tabular data constitute a fundamental form of information across large repositories such as data lakes, databases, and cloud storage systems [2, 10, 30]. Among the vast number of available tables, only a small subset is typically relevant to a given user intent. Identifying such relevant tables defines the data discovery problem [11, 18, 28], a critical preprocessing step for downstream data analytics and integration tasks.

Recent data discovery systems have introduced natural language (NL) interfaces that allow users to express intent in free-form queries [5, 42]. However, these systems often assume that each question can be answered by a single table—an assumption that

rarely holds in practice. In many cases, multiple tables can independently provide valid answers, and returning all of them may yield complementary insights. In others, a question can only be answered by combining information across multiple tables (e.g., via joins), where no individual table alone suffices. Ideally, a system should return all tables relevant to the question. Moreover, real-world questions are often value-specific [44], focusing on particular cell values or subtables rather than entire tables. While natural language-to-SQL (NL2SQL) techniques can extract such values from retrieved tables, exhaustively executing these queries across all candidates is computationally expensive, especially when large table sets are retained to ensure high recall.

This motivates a new formulation: data discovery that is both multi-table and cell-aware, enabling downstream reasoning at the granularity of individual values. Despite impressive progress, current discovery systems face two major limitations.

(1) Resource-intensive offline preparation. Most existing systems require a costly offline stage prior to deployment. This stage is often both time- and memory-intensive: methods such as [19, 41, 42] demand heavy training and are difficult to transfer across domains. Moreover, they typically index the full table content—impractical for large tables with millions of rows.

Recent advances in large language models (LLMs) [1, 3, 40] mitigate this limitation. The state-of-the-art system Pneuma [5] eliminates task-specific training by leveraging LLMs for direct retrieval from natural-language queries. However, Pneuma indexes only a sampled subset of rows to reduce memory usage, which fails when user queries refer to specific values absent from the samples. Its schema narration process of invoking an LLM for every column remains a major bottleneck, taking over two hours even after optimization.

A practical data discovery system for general audiences must therefore be **lightweight, responsive, and generalizable** to arbitrary repositories—without any resource-intensive preparation. Moreover, as datasets within repositories continuously evolve, lightweight indexing mechanisms are essential to ensure that the system can efficiently accommodate updates without incurring significant overhead.

(2) Suboptimal question representation. The core of data discovery lies in effectively matching user questions to table contents. Full-text search [36, 38] captures lexical overlap, while vector search [22, 43] models semantic similarity; hybrid methods [5, 23] combine both. However, encoding an entire query into a single fixed-length embedding (e.g., a 512-dimensional vector) obscures nuanced semantics.

For example, in the question “What were the total sales for shoe products in 2024?”, entities such as “total sales”, “products”, “shoe”,

Table 1: Scope comparison of other data discovery systems, NL2SQL, and our system OCTOPUS. Data source category denotes whether the methods can handle a large repository of heterogeneous datasets. Answer scope denotes whether the techniques return complete tables or fine-grained details about individual cells. Ground truth table category captures whether the ground truth is an individual table or multiple tables that join together to answer the query (denoted as join) or multiple tables which independently answer the question (denoted as ind.).

Methods	Data Source		Answer Scope		Ground Truth Table		
	Curated	Repository	Table	Cell	Single	Multi. (join)	Multi. (ind.)
Data Discovery Systems [5, 19, 41, 42]	✓	✓	✓	✗	✓	✗	✗
NL2SQL [16, 32, 33, 39]	✓	✗	✗	✓	✓	✓	✗
OCTOPUS	✓	✓	✓	✓	✓	✓	✓

and “2024” each convey distinct semantic roles. Their embeddings collectively span a high-rank subspace (effective rank [37] $\approx 3.7/4$), indicating multiple independent semantic directions—richer than any single-vector representation like the question embedding. In practice, only a subset of these entities determines retrieval success, rendering full-sentence matching redundant.

Our system: In this paper, we present OCTOPUS, an end-to-end, entity-aware system for efficiently retrieving multiple relevant tables and preparing them for downstream value extraction. Unlike prior systems that assume a single-table setting, OCTOPUS is designed to handle both multi-table independent and multi-table join scenarios, where answers may either emerge from several standalone tables or from combining complementary ones. Table 1 summarizes how OCTOPUS extends the scope of existing systems.

Our key insight is that, given a natural-language question, only a few entities, rather than the entire query, are decisive for table retrieval. For example, in “What were the total sales for product ‘shoes’ in 2024?”, the salient cues are “sales,” “shoes,” and “2024.” OCTOPUS introduces a parsing stage that uses an LLM to extract two sets from the question: (i) candidate column mentions (header-like phrases), and (ii) candidate value mentions (entities such as names, years, or IDs).

While value extraction is straightforward when values appear verbatim, column extraction is more challenging because LLMs often produce paraphrases not present in schemas (e.g., predicting “sale number” for a header “number of sale”). To handle such variation, OCTOPUS embeds both extracted mentions and all column headers using a lightweight text encoder, then performs nearest-neighbor matching in embedding space.

Crucially, the only offline step is to encode the column headers, which is fast and memory-light: for a repository with on the order of 10^4 columns, this typically completes in seconds. On the other side, as values often appear verbatim in the question, we can simply make a system searching call like “grep” over table contents to pinpoint candidate tables containing the extracted values. It is worth noting that this step requires no explicit table indexing while make use of all content information in the tables. We can then score each table based on column similarity and value appearance.

This fine-grained entity representation offers two advantages: First, it identifies exactly which columns are implicated by the question, enabling targeted NL2SQL prompts that dramatically reduce token usage. Second, it enables clustering of tables that share identical matched-column signatures, so that a single LLM call can

synthesize SQL for the entire cluster, amortizing query-generation overhead across near-duplicate schemas. By leveraging column mentions and value strings extracted from natural-language questions, OCTOPUS maintains a lightweight offline footprint (embedding only column headers), avoids heavy content indexing, and prepares precise, low-token NL2SQL calls for efficient cell-level answering.

To comprehensively evaluate OCTOPUS under this new setting, we introduce a new benchmark tailored for both table-level and cell-level data discovery in multi-table scenarios. Although several benchmarks exist for table discovery [5, 13, 19, 24, 29, 31, 44], none, to the best of our knowledge, address questions that involve multiple tables and require ground truth at both the table and cell levels. Our benchmark includes five datasets for multi-table independent discovery (independent benchmark), where multiple tables can independently answer a question; and two datasets for multi-table join discovery (join-based benchmark), where multiple tables must be combined to produce the answer. Each dataset provides both table-level and cell-level ground-truth annotations, enabling fine-grained evaluation of retrieval accuracy. Across all datasets, OCTOPUS consistently achieves the highest F1 scores with substantially lower computational overhead. Moreover, by leveraging fine-grained entity representations, OCTOPUS significantly reduces the number of LLM calls and the associated token cost for cell-level question answering.

We summarize the main contributions of this work as follows:

- We extend data discovery from the traditional single-table setting to a unified framework for multi-table, cell-aware retrieval.
- We propose OCTOPUS, a lightweight, entity-aware, and training-free discovery system that efficiently identifies relevant tables and prepares them for cell-level reasoning.
- We construct a comprehensive benchmark for table- and cell-level data discovery, consisting of five datasets for multi-table independent discovery and two for multi-table join discovery, each annotated with both table- and cell-level ground truth.
- Extensive experiments demonstrate that OCTOPUS consistently achieves better performance across all datasets, while requiring significantly lower computational resources and LLM token costs compared to existing systems.

Table 2: Tabular discovery setup taxonomy.

Setup	Tables Used	Requires Join
Single-Table	1	✗
Multi-Table (Ind.)	> 1 (either can answer)	✗
Multi-Table (Join)	> 1 (combined to answer)	✓

The remainder of this paper is organized as follows. We first introduce the preliminaries and the formal problem definition in Section 2. We then give the overview of OCTOPUS in Section 3, followed by its two major components table retrieval and question answering in Section 4 and Section 5, respectively. Next, we introduce how we generate the benchmark to evaluate OCTOPUS in Section 6. Then, we provide empirical evaluation in Section 7. Finally, we discuss related work in Section 8 and conclude the paper in Section 9.

2 Preliminaries

In this section, we formalize different types of tabular data discovery tasks considered in this work and illustrate each setting with motivating examples.

DEFINITION 2.1 (SINGLE-TABLE DISCOVERY). Let $\mathcal{T} = \{T_1, \dots, T_n\}$ be a collection of n tables, and let Q be a NL question that is relevant to exactly one table $T_Q \in \mathcal{T}$. A table discovery system S aims to identify this relevant table: $\hat{T}_Q = S(Q, \mathcal{T}) \approx T_Q$.

EXAMPLE 2.1. The question “What is the population of New York City in 2020?” can be answered by a single U.S. Census table containing city populations by year.

DEFINITION 2.2 (MULTI-TABLE INDEPENDENT DISCOVERY). Let $\mathcal{T} = \{T_1, \dots, T_n\}$ be a collection of tables, and let Q be a NL question that can be answered by multiple tables $\mathcal{T}_Q = \{T_{Q_1}, \dots, T_{Q_m}\} \subseteq \mathcal{T}$ independently. The goal of a table discovery system S is to retrieve all such relevant tables: $\hat{\mathcal{T}}_Q = S(Q, \mathcal{T}) \approx \mathcal{T}_Q$.

EXAMPLE 2.2. The question “What is the GDP of France in 2020?” can be answered independently by a World Bank table or an IMF table, each providing valid but slightly different statistics.

DEFINITION 2.3 (MULTI-TABLE JOIN DISCOVERY). Let $\mathcal{T} = \{T_1, \dots, T_n\}$ be a collection of tables, and let Q be a NL question whose answer requires combining information across multiple tables $\mathcal{T}_Q = \{T_{Q_1}, \dots, T_{Q_m}\} \subseteq \mathcal{T}$. The goal of a table discovery system S is to identify all such tables that jointly contribute to answering Q : $\hat{\mathcal{T}}_Q = S(Q, \mathcal{T}) \approx \mathcal{T}_Q$.

EXAMPLE 2.3. The question “Which authors have published papers in both SIGMOD and VLDB?” requires joining an Authorship table (author–paper relationships) with a Venue table (paper–conference mappings). Neither table alone suffices to produce the complete answer.

DEFINITION 2.4 (CELL-LEVEL DISCOVERY). Let $\mathcal{T} = \{T_1, \dots, T_n\}$ be a collection of tables, and let Q be a NL question that can be answered by specific subset of cells $T_Q^{(sub)} \subseteq T_Q$ in relevant table(s) $T_Q \subseteq \mathcal{T}$. Formally, a discovery system S aims to output: $\hat{T}_Q^{(sub)} = S(Q, \mathcal{T}) \approx T_Q^{(sub)}$.

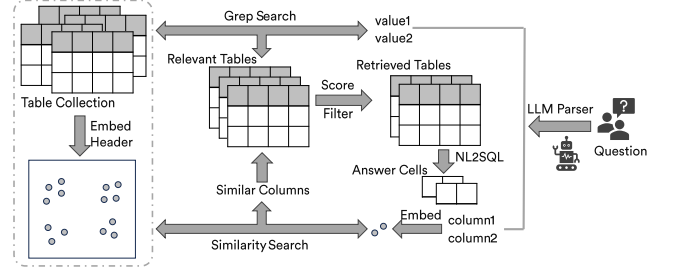


Figure 1: System overview of OCTOPUS. The dashed box indicates the offline preparing stage.

EXAMPLE 2.4. The question “What was the total sales amount for product ‘shoes’ in 2024?” requires retrieving the Sales table and locating the exact cell at the intersection of the row for shoes and the column for year 2024.

Table 2 summarizes the tabular discovery setups considered in this paper, where cell-level discovery applies to all setups. Our proposed system, OCTOPUS, supports tabular discovery under each of them.

3 OCTOPUS Overview

In this section, we present the overall design of OCTOPUS. As illustrated in Figure 1, OCTOPUS consists of two major stages:

- (1) a retrieval stage that identifies tables relevant to a natural-language question, and
- (2) a question answering stage that extracts the final answer based on the retrieved tables.

Below, we discuss the key insights of each of these phases.

Retrieval Stage. Given a user question Q , OCTOPUS first parses the question to extract potential column mentions and value mentions. Column mentions correspond to schema-level expressions, while value mentions refer to concrete entities that may appear in the tables.

After parsing, OCTOPUS retrieves tables that exhibit strong alignment in either column semantics or cell values. For column matching, we combine exact string matching and semantic matching using pre-computed column embeddings to tolerate lexical and semantic variations between the extracted phrases and the actual schema headers. For value matching, since values typically appear verbatim, we directly invoke a lightweight system-level search (e.g., grep) across table contents—without constructing any explicit content index—to locate candidate tables containing the queried values.

Next, we employ a frequency-sensitive aggregator to integrate the column-level and value-level similarities into a unified table relevance score. Intuitively, a table that matches multiple relevant entities (columns or values) should receive higher confidence. Moreover, rare entities—those appearing in only a few tables—are assigned higher weight, as their presence provides stronger evidence of relevance. This design naturally favors tables that align with distinctive entities in the question.

Prompt for LLM Parsing:

You are given a natural language question that corresponds to a SQL query. Your task is to infer the column names and the SQL query.

Question:
{question}

Your output must:

- In the first line, only contains column names in a single line separated by ' || '. For example, if you identify 3 columns, your output should be
column name 1 || column name 2 || column name 3
- In the second line, only contains the SQL query in a single line. Do not use "FROM" clause in the SQL query.
- Not include any explanation, commentary, or extra text.

Figure 2: Prompt used to parse the question.

This retrieval stage requires only a lightweight offline preparation step: precomputing and storing embeddings for column headers. This operation is efficient, typically taking only a few seconds even for large repositories with 10k of columns.

Question Answering Stage. Once relevant tables are identified, OCTOPUS proceeds to the question answering stage, which follows an LLM-based NL2SQL approach [8, 12]: given the schemas of the retrieved tables, the LLM generates executable SQL queries that extract the desired values directly from the data.

A naive approach would apply NL2SQL to each question–table pair individually, which is inefficient. Instead, OCTOPUS leverages the fine-grained entity information obtained during retrieval to reduce both token usage and the number of LLM calls. Because OCTOPUS identifies the specific columns relevant to the question, we restrict each NL2SQL prompt to those columns only, an essential optimization for wide tables with hundreds of attributes, where only a few are pertinent.

Furthermore, tables sharing identical or highly similar screened column sets can be clustered and processed jointly. For each cluster, a single NL2SQL call is made to generate a shared SQL query prototype, which is then executed over all tables in the cluster. This clustering strategy further reduces LLM invocation cost and improves system scalability. The next two sections detail the retrieval and question answering stages, respectively.

4 Table Retrieval

This section details the retrieval component of OCTOPUS. The offline preparation is lightweight: OCTOPUS embeds every column header once with a compact text encoder to obtain a matrix $\mathbf{H} \in \mathbb{R}^{N \times d}$, where N is the number of distinct columns. This single embedding pass is the only offline step.

4.1 Question Parsing

Given a natural-language question Q , the retrieval pipeline requires two fine-grained signals: (i) column mentions—header-like phrases that point to schema attributes; and (ii) value mentions—concrete literals that often appear verbatim in tables. To keep the interface simple for general users, we prompt an LLM to infer these signals

from the raw question, so users can submit plain NL queries without manual annotation.

LLMs may output paraphrastic headers (e.g., “sale number” vs. the ground-truth “number of sale”). Rather than forcing exact matches at parsing phase, OCTOPUS defers resolution to the column-side retrieval (Section 4.2), which combines exact lexical checks with semantic matching over the precomputed header embeddings. It keeps parsing lightweight and requires only a single LLM call per question.

In practice, we find LLMs reliably infer both column mentions and a corresponding SQL sketch; the latter enables precise extraction of value mentions via a conservative SQL-aware regex. The prompt template used for question parsing is shown in Figure 2.

After parsing, we encode the column mentions with the same encoder used for headers, yielding column entity embeddings $\mathbf{E} = \{\mathbf{e}_1, \dots, \mathbf{e}_{|E|}\}$; we also denote the set of extracted value mentions by \mathcal{V} .

Batch scheduling. To improve throughput while controlling latency variance, we estimate prompt token lengths per question and form near-homogeneous batches by sorting on token count and grouping with a bounded relative variance (default 5%). This reduces stragglers and stabilizes GPU utilization during decoding.

4.2 Retrieval and Ranking

Column-side Retrieval. For each column mention e_i in a question, OCTOPUS computes its cosine similarities with all header embeddings \mathbf{H} and ranks headers in descending order. To focus on most relevant columns, we adopt column pruning. We first collect the top- k distinct header names by semantic similarity, denoted by $\text{TopKNames}(e_i)$, and treat all their occurrences across tables as candidates. We then keep only columns whose cosine score is above a threshold η :

$$\mathcal{M}_i^{\text{sem}} = \{(h, s_i(h)) : h \in \text{TopKNames}(e_i), s_i(h) = \langle \mathbf{e}_i, \mathbf{h} \rangle \geq \eta\}. \quad (1)$$

To complement semantics with exact lexical evidence, we also run a lightweight BM25 check over header strings, and treat headers with BM25 score > 0 as exact hits with a fixed score of 1.0:

$$\mathcal{M}_i^{\text{lex}} = \{(h, 1.0) : \text{BM25}(e_i, h) > 0\}. \quad (2)$$

We then concatenate the two match sets as $\mathcal{M}_i = \mathcal{M}_i^{\text{lex}} \cup \mathcal{M}_i^{\text{sem}}$. For each table T , we retain at most one best-matching column per column mention e_i . The table-column mention similarity and the corresponding column in table are defined as

$$s_i(T) = \max_{h \in H(T) \cap \mathcal{M}_i} s_i(h), \quad \hat{h}_i(T) = \arg \max_{h \in H(T) \cap \mathcal{M}_i} s_i(h), \quad (3)$$

where $H(T)$ denotes the columns (headers) in table T . This ensures each column mention contributes at most one column to each table.

frequency-sensitive aggregator. Rare entities that appear in only a few tables should be assigned higher weight, as their presence provides stronger evidence of relevance. We measure an inverse document frequency [38]-style column discriminativeness at the table level by counting how many tables a given column header h appears:

$$\text{idf}_{\text{col}}(h) = \log N / |\{T : h \in H(T)\}|. \quad (4)$$

Given the per-mention best hit for table T , the column-side score is the rarity-weighted sum across mentions:

$$S_{\text{col}}(T) = \sum_{i=1}^E \mathbb{1}[\exists h \in H(T), h \in \mathcal{M}_i] \cdot s_i(T) \cdot \text{idf}_{\text{col}}(\hat{h}_i(T)), \quad (5)$$

where $\mathbb{1}[\exists h \in H(T), h \in \mathcal{M}_i]$ means at least one column in table T is in the match set \mathcal{M}_i .

Value-side Retrieval. To harvest content-level cues without building a full-text index, OCTOPUS uses a single grep-style scan per value mention. For each value mention $v \in \mathcal{V}$ corresponding to a question, we search the table directory and collect all tables that contain v . Let \mathcal{T}_v be the matched table set. We weight each value by its table-level rarity as the frequency:

$$\text{idf}_{\text{val}}(v) = \log N / |\mathcal{T}_v|. \quad (6)$$

For a table T , the value-side score is the weighted sum over all values that T contains:

$$S_{\text{val}}(T) = \sum_{v \in \mathcal{V}} \mathbb{1}[T \in \mathcal{T}_v] \cdot \text{idf}_{\text{val}}(v). \quad (7)$$

Candidate Set and Final Ranking. The candidate set for the question is the union of tables that have either schema or value evidence:

$$\mathcal{T} = \{T : \exists S_{\text{col}}(T)\} \cup \{T : \exists S_{\text{val}}(T)\}. \quad (8)$$

We then score each $T \in \mathcal{T}$ by combining the two sides. Motivated by the observation that value matches are highly predictive once present, OCTOPUS makes the value-side more influential via the number of column mentions $|E|$:

$$S(T) = S_{\text{col}}(T) + |E| \cdot S_{\text{val}}(T). \quad (9)$$

Thus a table with value evidence can rank high even without header hits, while tables with only schema evidence fall back to $S_{\text{col}}(T)$. The retrieval algorithm is shown in Algorithm 1.

4.3 Wrap-up

The ranking derived from the scores can be used for the retrieval.

Multi-table Independent Discovery. When a single table is sufficient to answer the question, we can directly rank tables by $S(T)$ and return the top- k . However, different questions may require different numbers of tables. To adaptively select a variable number of tables per question, we apply a per-query 0–1 min–max scaling to scores and keep all tables whose normalized score exceeds a *filtering threshold* τ . This yields more tables when a question truly spans many relevant sources, while returning only a few when strong evidence concentrates on a small set, thereby improving precision with limited impact on recall.

Multi-table Join-based Discovery. When a question should be answered by a set of tables joined together, screening tables purely by individual scores can be suboptimal, as a table may only support one mention. We therefore rank *table sets* induced by the join graph.

For the set of tables whose columns hit mention e_i , we note it as $\mathcal{P}^{(i)} = \{T : \exists h \in H(T), h \in \mathcal{M}_i\}$. For a connected table set induced by the join graph \mathcal{G} , the tables in \mathcal{G} that hit e_i are $\mathcal{G}^{(i)} = \mathcal{G} \cap \mathcal{P}^{(i)}$. We then score the union $\cup_i \mathcal{G}^{(i)}$ by aggregating, for each mention, its *best* supporting table inside \mathcal{G} , and adding a value term reused from the single-table setting as

$$S_{\text{join}}(\mathcal{G}) = \sum_{i=1}^{|E|} \max_{T \in \mathcal{G}^{(i)}} [s_i(T) \cdot \text{idf}_{\text{col}}(\hat{h}_i(T))] + |E| \cdot \max_{T \in \mathcal{G}} S_{\text{val}}(T), \quad (10)$$

where the first term reuses the column mention–table score from the column side, and the second term reuses the value-side score by taking the strongest value evidence among tables in \mathcal{G} . Candidate groups $\{\mathcal{G}_1, \mathcal{G}_2, \dots\}$ are now ranked by $S_{\text{join}}(\mathcal{G}_i)$.

Algorithm 1 OCTOPUS: TABLE RETRIEVAL

Input: Question Q ; header embeddings $\mathbf{H} \in \mathbb{R}^{N \times d}$ from offline stage.

Parameters: top- k similar column names to filter k ; similarity threshold η ; text encoder $\text{EMBED}(\cdot)$

Output: Ranked list of tables for Q

```

1:  $(\{e_i\}_{i=1}^{|E|}, \mathcal{V}) \leftarrow \text{PARSEWITHLLM}(Q)$  ▷ Extract column/value
   mentions
2:  $\mathbf{E} \leftarrow \{\text{EMBED}(e_i)\}_{i=1}^{|E|}$  ▷ Same encoder as headers
3: Initialize  $S_{\text{col}} \leftarrow (0)$ ;  $S_{\text{val}} \leftarrow (0)$ ;  $\mathcal{T} \leftarrow \emptyset$ 
4: for  $i \leftarrow 1$  to  $|E|$  do ▷ Column-side retrieval
5:    $\mathcal{N}_i \leftarrow \text{TOPKNAMES}(\mathbf{e}_i, \mathbf{H}, k)$ 
6:    $\mathcal{M}_i^{\text{sem}} \leftarrow \{(h, s_i(h)) : h \in \mathcal{N}_i, s_i(h) = \langle \mathbf{e}_i, \mathbf{h} \rangle \geq \eta\}$  ▷ Eq. (1)
7:    $\mathcal{M}_i^{\text{lex}} \leftarrow \{(h, 1.0) : \text{BM25}(e_i, h) > 0\}$  ▷ Eq. (2)
8:    $\mathcal{M}_i \leftarrow \mathcal{M}_i^{\text{sem}} \cup \mathcal{M}_i^{\text{lex}}$ 
9:   for all tables  $T$  that contain any  $h$  from  $\mathcal{M}_i$  do
10:     $s_i(T) \leftarrow \max_{h \in H(T) \cap \mathcal{M}_i} s_i(h)$ 
11:     $\hat{h}_i(T) \leftarrow \arg \max_{h \in H(T) \cap \mathcal{M}_i} s_i(h)$  ▷ Eq. (3)
12:     $\text{idf}_{\text{col}}(h) = \log N / |\{T : h \in H(T)\}|$  ▷ Eq. (4)
13:     $S_{\text{col}}[T] \leftarrow S_{\text{col}}[T] + s_i(T) \cdot \text{idf}_{\text{col}}(\hat{h}_i(T));$ 
        $\mathcal{T} \leftarrow \mathcal{T} \cup \{T\}$  ▷ Eq. (5)
14: for all  $v \in \mathcal{V}$  do ▷ Value-side retrieval
15:    $\mathcal{T}_v \leftarrow \text{SCANTABLESFORLITERAL}(v)$  ▷ Tables containing  $v$ 
16:    $\text{idf}_{\text{val}}(v) \leftarrow \log N / |\mathcal{T}_v|$  ▷ Eq. (6)
17:   for all  $T \in \mathcal{T}_v$  do
18:     $S_{\text{val}}[T] \leftarrow S_{\text{val}}[T] + \text{idf}_{\text{val}}(v); \mathcal{T} \leftarrow \mathcal{T} \cup \{T\}$  ▷ Eq. (7)
19: for all  $T \in \mathcal{T}$  do ▷ Merge scores
20:    $S[T] \leftarrow S_{\text{col}}[T] + |E| \cdot S_{\text{val}}[T]$  ▷ Eq. (9)
21: return  $\text{SORTBYScoreDESC}(\{(T, S[T]) : T \in \mathcal{T}\})$ 

```

5 Cell-level Discovery for Question Answering

If a question is value-specific, it is preferable to return the value(s) directly rather than the table(s), reducing the effort to perform manual inspection. NL2SQL is a popular LLM-based approach for table QA as it does not feed full table contents to the LLM but instead produces an executable SQL query from the question-table schema pair. However, classic NL2SQL assumes the provided schema suffices to answer the question, which may not hold in our setting where retrieved candidates do not always admit a valid SQL for the question.

Since our retrieval stage already pinpoints relevant columns, we pass only these columns to the LLM, reducing prompt tokens (especially for wide tables). Moreover, in the multi-table independent setting, when multiple tables share the same relevant-column subset, we cluster them and issue a single NL2SQL call for the cluster. We focus on the multi-table independent setting to see how OCTOPUS help reducing LLM revokes.

Prompt LLMs to Refuse NL2SQL. When screened relevant columns in retrieved tables cannot support a valid SQL for the question, the LLM should refuse to generate rather than produce a plausible but incorrect query. We therefore first prompt the LLM to judge answerability given the question and the (reduced) schema; only if

Prompt for NL2SQL judging:

I have the following question and table name and table column names.

Question:
{question}

Table:

Table Name:
{table name}
Columns:
{relevant columns to the question}

Can this question be translated into an SQL query on this table?

- Note that the table may contain some columns that can be inferred from the question. If all the columns in the question can be inferred from the table, you should answer ‘yes’.
 - Note that the table may lack some columns that are necessary to answer the question, which you should answer ‘no’.
- Answer only ‘yes’ or ‘no’.

Figure 3: Prompt to judge whether a table can answer the NL question.

it deems the query answerable do we request the actual SQL. The prompt is shown in Figure 3.

Token-efficient NL2SQL for Independent Setting. For the set of column-entity mentions $E = \{e_1, \dots, e_{|E|}\}$ extracted from question Q , many tables may share the same subset of columns that hit these mentions. We therefore form clusters of tables with an identical screened column set and make a single NL2SQL call per cluster; the generated SQL is then reused across all tables in the cluster by substituting the table name. If the cluster-level attempt is refused, we fallback to per-table prompting with each table’s full column list. Finally, we execute the SQL with DuckDB [35] over the target table files to obtain cell-level answers. The procedure is illustrated in Algorithm 2.

6 Multiple Tabular Data Discovery Benchmark

Existing tabular data discovery benchmarks suffer from several limitations. Traditional table question answering benchmarks [19, 29, 31] scope the task to question answering over a single given table thus assuming that the relevant table is already known. In contrast, data discovery benchmarks [5, 13] operate over a collection of tables, but they suffer from other issues: some incur high false-negative rates [13], since multiple tables beyond the annotated ground truth may also correctly answer the question; others incur high false-positive rates [5], since certain questions may not be answerable by any table in the collection. Importantly, all these benchmarks share the implicit assumption that a single table suffices to answer each question. On the other hand, NL2SQL benchmarks [24, 44] allow questions that require joining multiple tables. However, their scope is limited to the annotated relevant tables, rather than the entire table collection. Furthermore, all existing benchmarks support only table-level discovery, but not finer-grained discovery at the level of subtables or individual cells.

Algorithm 2 OCTOPUS: NL2SQL

Input: question Q ; screened clusters C corresponding to Q where each cluster C has tables $C.tables$ and optional $C.shared_cols$

Output: list of answer pairs (table, rows)

```

1: answers  $\leftarrow []$ 
2: for all cluster  $C \in C$  do
3:   if  $C.shared\_cols$  exists then
4:      $T_{rep} \leftarrow$  first element of  $C.tables$ 
5:     prompt  $\leftarrow$  BUILD_PROMPT( $Q, T_{rep}, C.shared\_cols$ )
6:     sql  $\leftarrow$  TEXT_TO_SQL(prompt)  $\triangleright$  SQL or None
7:     if sql  $\neq$  None then
8:       for all table  $T \in C.tables$  do
9:         sql_T  $\leftarrow$  REPLACE_TABLE_NAME(sql,  $T$ )
10:         $R \leftarrow$  EXECUTE_OVER_TABLE(sql_T)
11:        if  $R$  is valid then
12:          APPEND(answers, ( $T, R$ ))
13:        continue  $\triangleright$  Group succeeded; skip fallback
14:   for all table  $T \in C.tables$  do  $\triangleright$  Fallback: per-table with full
      columns
15:     cols  $\leftarrow$  READ_COLUMNS( $T$ )
16:     prompt  $\leftarrow$  BUILD_PROMPT( $Q, T, cols$ )
17:     sql  $\leftarrow$  TEXT_TO_SQL(prompt)
18:     if sql  $\neq$  None then
19:        $R \leftarrow$  EXECUTE_OVER_TABLE(sql)
20:       if HAS_ROWS( $R$ ) then
21:         APPEND(answers, ( $T, R$ ))
22: return answers

```

To address these issues, we introduce a new benchmark for tabular data discovery with two complementary components: (1) independent benchmark, where one or more tables can independently provide valid answers for the questions; and (2) join-based benchmark, where multiple tables must be combined together to answer the questions.

6.1 Independent Benchmark

The most relevant benchmark to our setting is Pneuma [5], which provides five datasets containing roughly 1,000 NL questions each. In Pneuma, each record is generated by first creating a SQL query as an intermediate representation and then deriving a corresponding NL question. The benchmark further tests whether additional tables can satisfy the metadata constraints specified in the SQL. However, by examining the released source code, we find that the construction procedure only checks equality predicates (“=”) in the filtering clause while ignoring other operators such as “<” and “>”. This limitation introduces false positives. For example, we observe that 17.6% of the questions in the FeTaQA dataset of Pneuma are associated with no relevant tables.

To address these issues, we construct a refined benchmark by revisiting all five Pneuma datasets, namely Public BI, Chicago Open Data, FeTaQA, ChEMBL, and Adventure Works. Specifically, for each record, we assemble the SQL metadata into a fully executable SQL query, combining all clauses (e.g., SELECT, WHERE, GROUP BY, HAVING, ORDER BY, LIMIT). To support fuzzy semantic matching, we replace equality predicates with case-insensitive comparisons using

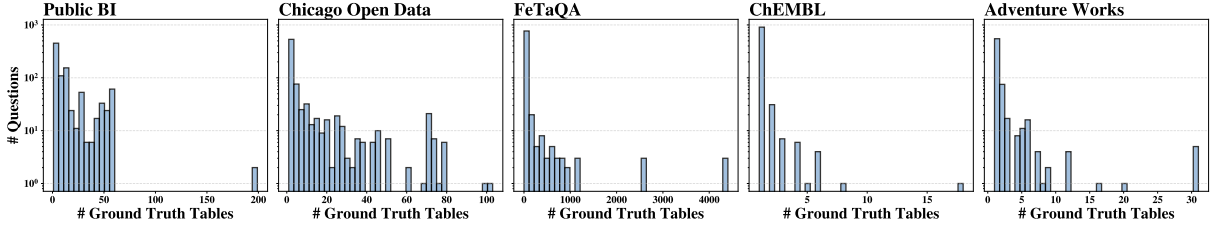


Figure 4: Number of answer tables distribution on independent benchmark.

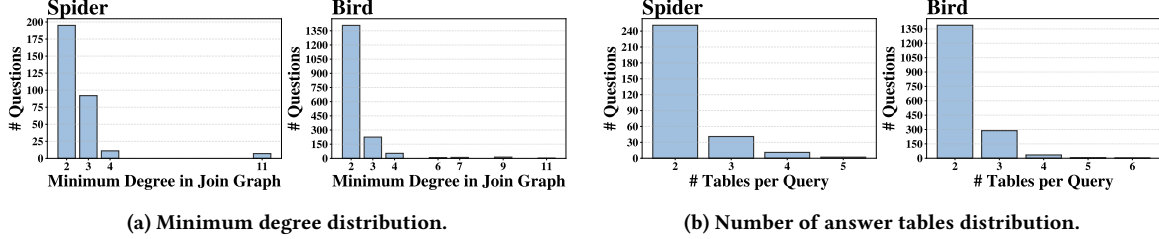


Figure 5: Dataset distribution on join-based benchmark.

the ILIKE operator. We then execute the resulting SQL query on all candidate tables and retain only those questions where the query produces at least one non-empty result. Moreover, we record the query outputs, which serve as cell-level ground truth for evaluating fine-grained table discovery.

It is worth noting that although this benchmark targets multi-table discovery, some questions may still be answerable by a single table. This is because any of the annotated answer tables can independently satisfy the query semantics. Therefore, including such single-table cases does not reduce generality and provides a more comprehensive benchmark. Figure 4 reports the distribution of the number of answer tables per question.

6.2 Join-based Benchmark

To construct a dataset where answering a question requires combining multiple tables, we need databases containing joinable tables and questions that reference columns across multiple joinable tables. Existing NL2SQL benchmarks such as Spider [44] and Bird [24] provide NL questions over databases with primary key–foreign key (PK-FK) relationships. However, as NL2SQL benchmarks, their scope is limited to a single database at a time, typically involving only a small number of relevant tables. Moreover, these benchmarks include many questions that can be answered using a single table, which are not suitable for our multi-table setting.

To address these limitations, we refine Spider and Bird by the following procedure. Firstly, we convert each database into a collection of tables and construct a join graph based on PK-FK constraints to represent the joinable structure. Since the focus of this work is not on discovering joinable tables, we provide the join graph as auxiliary side information together with the table collection. Secondly, we filter out questions whose associated SQL queries do not involve explicit JOIN operations, and if multiple questions correspond to the same SQL, we retain only one. Thirdly, we further

discard queries with overly simple joins: specifically, if the minimum degree of any table involved in the query is less than 2 in the join graph, we exclude the query. This ensures that retained queries require non-trivial multi-table reasoning.

Finally, Figure 5 reports the distributions of (1) the minimum degree of query-related tables and (2) the number of tables per query for the refined Spider and Bird datasets. These statistics demonstrate that the retained queries are both structurally diverse and sufficiently challenging, forming a more suitable benchmark for multi-table discovery and query answering.

7 Evaluation

In this section, we evaluate the effectiveness of OCTOPUS by answering the following research questions:

- RQ1:** How is OCTOPUS’s performance on table-level data discovery and cell-level question answering for both independent and join discovery settings?
- RQ2:** How does the fine-grained entities extracted by LLM parser help NL2SQL?
- RQ3:** What is OCTOPUS’s efficiency and scalability in terms of running time and storage footprint on both offline and online stages?
- RQ4:** What are the impacts of individual components and hyper-parameters for OCTOPUS on its overall performance?

7.1 Experimental Setup

Datasets. We conduct experiments on the benchmarks introduced in Section 6. Specifically, for independent benchmark, we have business intelligence dataset Public BI [34], government open dataset Chicago Open Data [9], factual question answering dataset FeTaQA [29] from Wikipedia, bio-chemistry dataset ChEMBL [17],

Table 3: Statistics of datasets used in the paper.

Name	#Tables	Avg. # Rows	Avg. # Attributes	Size	# Questions
Independent					
Public BI	203	20	66	2.2 MB	951
Chicago Open Data	802	2,812	17	829 MB	835
FeTaQA	10,330	14	6	42 MB	825
ChEMBL	78	5,161	7	67 MB	958
Adventure Works	88	9,127	8	102 MB	693
Join-based					
Spider	782	1,879	5	95 MB	305
Bird	427	830,504	7	15 GB	1,716

and enterprise operation dataset Adventure Works [27]. For join-based benchmark, we have two large-scale complex and cross-domain semantic parsing and NL2SQL datasets Spider [44] and Bird [24]. Table 3 shows the statistics for these datasets.

Baselines. We compare OCTOPUS against tabular data discovery methods that generalize to arbitrary table collections without task-specific training for table retrieval:

- **Full-Text Search:** A naive approach that treats table contents as plain texts. BM25 [36] is leveraged to retrieve tables based on string-level match between table contents and NL user questions.
- **LLamaIndex** [26]: An approach that treats each row as a record and encodes records into dense vectors with a sentence encoder. Tables are retrieved by aggregating record-level similarities to the query embedding.
- **Pneuma** [5]: A state-of-the-art retrieval-augmented generation (RAG)-based approach that leverages both full-text search, vector search, together with LLM judgement to retrieve the most relevant tables.

For cell-level question answering, we use the same NL2SQL backend (Qwen 2.5 series [4]) on the tables retrieved by the baselines and OCTOPUS to ensure a fair comparison.

Evaluation Metrics. Unlike prior table discovery evaluations that only use hit rate [5], our settings require metrics that reflect multi-table answers and cell-level evidence. For table-level independent benchmark, we report macro-Precision, Recall, and F1 score. For table-level join-based benchmark, since the system return a ranked list of table groups $\mathcal{G}_1, \dots, \mathcal{G}_K$ with ground truth tables \mathcal{G} , We report Hit@K (group): a hit occurs if $\exists i \leq K$ such that $\mathcal{G} \subseteq \mathcal{G}_i$. For the cell-level discovery benchmark, we also consider macro-Precision, Recall, and F1 score between the retrieved cell set and the ground truth cell set corresponding to each question.

Implementation Configurations. For OCTOPUS, on the independent benchmark, we set the top- k schema matches per column entity to $k = 5$ and the column similarity threshold to $\eta = 0.7$ by default to prune irrelevant columns. We also study sensitivity to k and η in Section 7.5. On the join-based benchmark, to avoid pruning potentially contributory tables as one table may only contribute one column to the final group, we use $k = 100,000$ and $\eta = 0.0$ to disable schema pruning. We use the lightweight BGE model [7] as the text encoder for headers and column entities. For Pneuma, on the independent benchmark, we set α in balancing the full-text search and vector search as 0.5, n , the multiplicative factor that

determines the number of documents to retrieve initially for each retriever as 5, and use Qwen2.5-7B-Instruct [4] as the LLM judge, which are all suggested by the original paper [5]. On the join-based benchmark, we also disable pruning by setting n to the number of tables. The entire experiments are conducted on a Linux server with one A6000 GPU and Python 3.12.2.

7.2 Table-level Evaluation

In this section, we evaluate OCTOPUS for table-level discovery on both independent and join-based benchmarks.

Table-level Discovery on Independent Benchmark. We report macro-Precision, Recall, and F1 on five independent datasets in Figure 6. For Full-Text Search, LLamaIndex, and Pneuma, we fix the number of returned tables at $k \in \{1, 5, 10, 20\}$. For OCTOPUS, since the number of returned tables varies by query; we therefore sweep the filtering threshold τ and report the corresponding average number of retrieved tables for each τ . Since LLamaIndex requires encoding every row in the corpus, on Chicago Open Data, ChEMBL, and Adventure Works it does not complete within 20 hours, so we omit those points from the figures.

From the figure, we can see that OCTOPUS consistently achieves the highest macro-F1 on all datasets, obtaining substantially higher Recall while maintaining comparable Precision relative to the baselines. On ChEMBL and Adventure Works, OCTOPUS’s Precision is slightly lower than Pneuma’s when the filtering threshold τ is reduced to allow more retrieved tables. This is because most questions in these datasets have only one ground-truth table (see Figure 4); hence, pruning fewer columns introduces noise into the retrieved set, leading to false positives. Nevertheless, when retaining only the most relevant columns (i.e., setting $\tau = 1$ to minimize the number of retrieved tables), OCTOPUS still achieves higher Recall than Pneuma. We also observe that LLamaIndex performs poorly on FeTaQA. It is because FeTaQA contains 144,620 rows, and coarse-grained query embeddings matched against per-row embeddings struggle to separate truly relevant tables from the large pool of near matches. In contrast, OCTOPUS’s entity-aware design focuses retrieval on schema and value cues, improving Recall without incurring a loss in Precision across a broad range of τ .

Table-level Discovery on Join-based Benchmark. As join-based discovery seeks sets of tables that collectively answer a question, we evaluate using Hit@K (group). Candidate groups are drawn as connected subsets of the provided join graph and ranked by the system-specific group score. We report results on two join-based datasets in Figure 7. Pneuma is originally designed to decide whether a single table suffices for a question; to adapt it to the join setting, we modify its LLM judge from “Is the table relevant to answer the question?” to “Are some columns in the table relevant to answer the question?” and then aggregate table-level decisions into candidate groups with join graph. LLamaIndex does not finish within 20 hours on these corpora and is therefore omitted.

Figure 7 shows that OCTOPUS outperforms the baselines by a large margin, especially on Spider, where it achieves a Hit@1 of 56.72%, exceeding Pneuma and Full-Text Search by 39.67 and 52.13 percentage points, respectively. As K increases, OCTOPUS’s Hit@K improves monotonically, indicating stable ranking of correct groups near the top. OCTOPUS’s advantage stems from its ability to extract

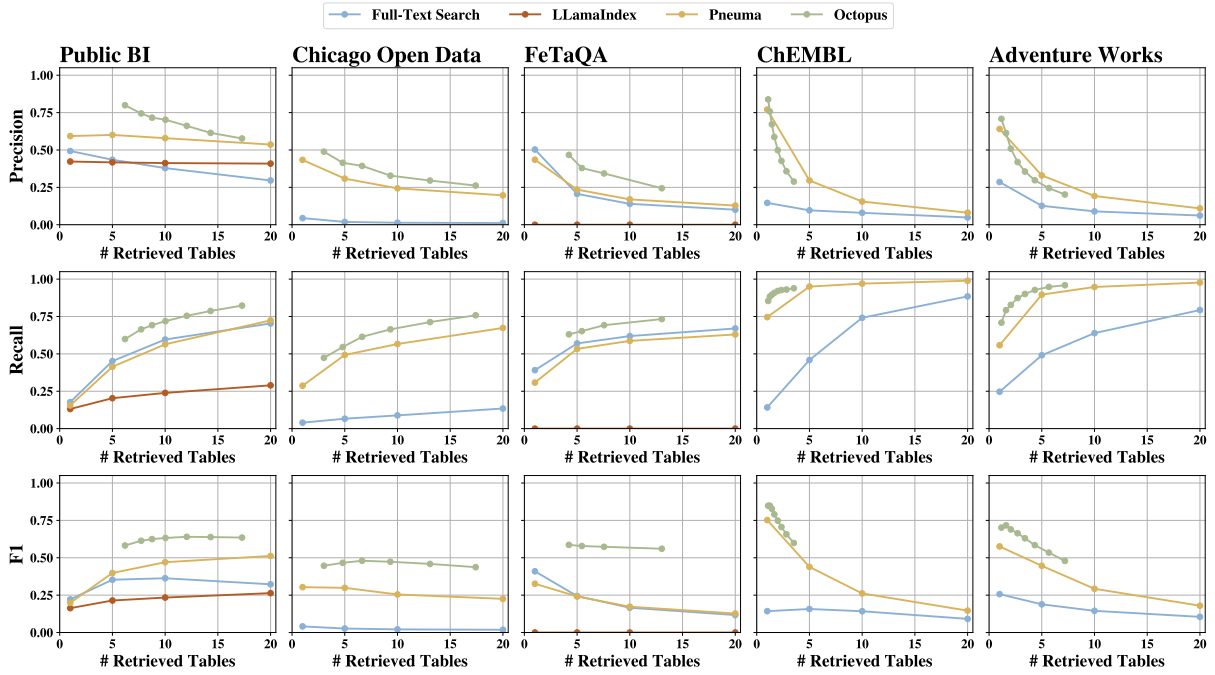


Figure 6: Performance comparison on independent benchmark.

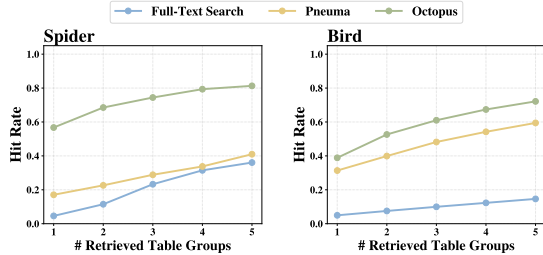


Figure 7: Comparison on join-based benchmark.

query-implicated columns and fuse them across tables to form high-quality groups in the join graph. In contrast, Pneuma’s table-level relevance judgments operate at a coarse granularity table level and are less effective for assembling sufficient multi-table groups.

Conclusion 1

OCTOPUS establishes state-of-the-art table-level retrieval performance on both independent and join-based benchmarks, stemming from its entity-aware matching that fuses schema and value cues to assemble high-quality candidates.

7.3 Cell-level Evaluation

We evaluate cell-level performance by invoking NL2SQL on the tables retrieved in the previous subsection, assessing both effectiveness and efficiency. As Full-Text Search and LLamaIndex underperform at table retrieval (and in some cases do not finish in 20 hours), we compare OCTOPUS only against Pneuma for this stage.

To ensure a fair comparison, we tune OCTOPUS’s filtering threshold τ so that the average number of retrieved tables per query is 10. We compare against Pneuma configured to return exactly $k=10$ tables per query and execute NL2SQL on all 10 query–table pairs. For both systems, the NL2SQL backend is the same lightweight Qwen2.5-3B model [4].

Figure 8 reports macro-Precision, Recall, and F1 across all datasets. OCTOPUS outperforms Pneuma on every dataset and metric. Precision gains are notable: once the LLM judges a table as answerable and produces an executable SQL that returns a valid result, it is very likely to be correct. However, Precision is below 1.0 due to occasional LLM hallucinations [21] that should have rejected a table but instead produce a superficially valid query on an irrelevant table.

Figure 10 shows the average end-to-end latency per question and the reduction in NL2SQL calls achieved by OCTOPUS’s column-signature clustering, where the latency reductions closely track the decrease in NL2SQL calls. Specifically, tables that share the same matched-column set are clustered, and a single NL2SQL prompt is issued per cluster rather than per table. On Public BI, OCTOPUS is $3.3\times$ faster than Pneuma. This amortization effect becomes more pronounced in data lakes with many similar schemas.

Although our join-based experiments disable column pruning by default to maximize table-group Hit@K, we also study column

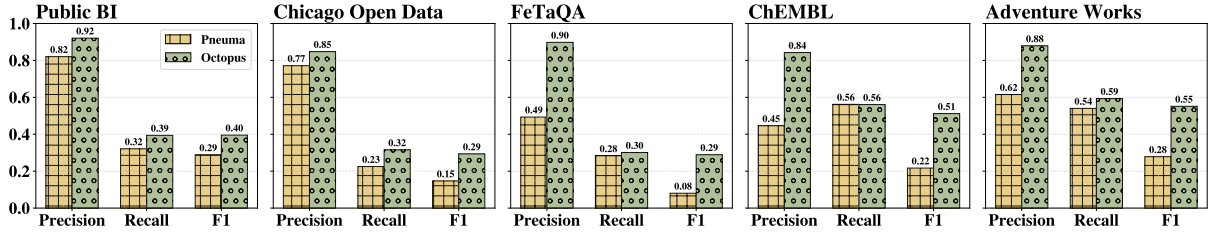


Figure 8: Effectiveness comparison on cell-level task.

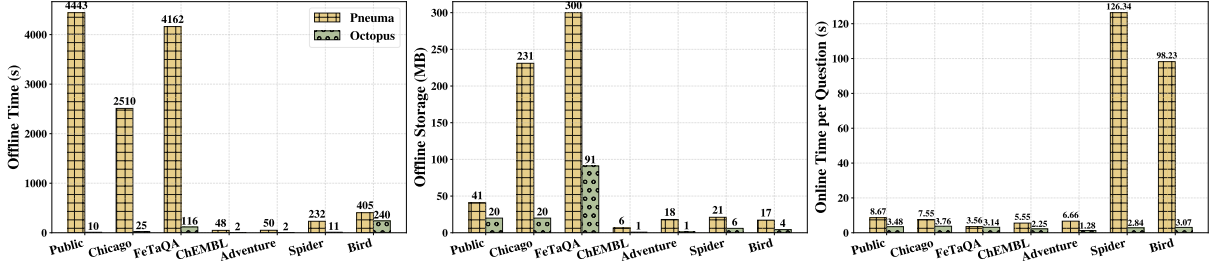


Figure 9: Efficiency study on offline preparing time, offline storage footprint, and online processing time per question.

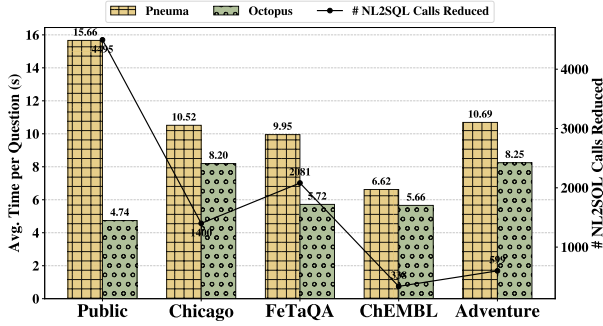


Figure 10: Efficiency Comparison on cell-level task.

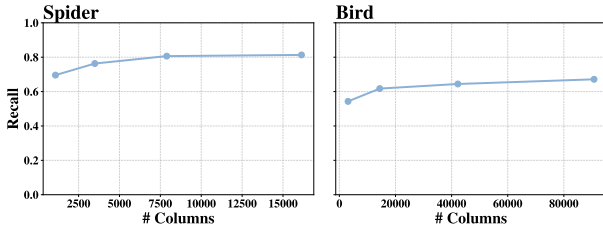


Figure 11: Column usage reduced with column pruning.

recall under pruning by varying the similarity threshold η in Figure 11. We report the recall of retrieved columns relative to the ground-truth relevant columns that are sufficient to answer the question as a function of the number of retained columns. Even after pruning $\sim 80\%$ of columns, OCTOPUS still maintains high column recall, indicating substantial potential to reduce NL2SQL token usage with minimal impact on answer quality.

Conclusion 2

OCTOPUS delivers state-of-the-art cell-level question answering to consistently outperform Pnuma in Precision/Recall/F1 and latency, by narrowing evidence with entity-aware matching and amortizing NL2SQL via column-signature clustering, achieving up to $3.3\times$ speedups with substantial token savings at minimal quality loss.

7.4 Efficiency Analysis

We compare the efficiency of OCTOPUS and Pnuma along three axes: offline preparation time, offline storage footprint, and online processing time. Results on all seven datasets are summarized in Figure 9. For online measurements, we fix the number of returned tables to $k=10$ per query. Here, we only evaluate the retrieval latency, as NL2SQL execution latency is evaluated separately in the previous section.

From the figures, we can see that OCTOPUS is more efficient than Pnuma on all three axes across all datasets. In particular, we observe up to $444\times$ lower offline preparation time (on Public BI), $18\times$ smaller offline storage (on Adventure Works), and $44\times$ lower online latency (on Spider). We analyze the high efficiency of OCTOPUS as follows. For offline time, OCTOPUS performs a single lightweight pass to embed column headers only. Pnuma, by contrast, invokes an LLM to generate schema narrations per table, which dominates its offline time, especially when the number of tables or columns is large. For offline storage, OCTOPUS stores only column-header embeddings. Pnuma maintains narrated content and additional indexes over table content, resulting in substantially larger footprints. For online time, OCTOPUS issues a single LLM parse for each query, followed by a simple nearest-neighbor header matching and fast system-level value scanning. On the other hand, Pnuma requires

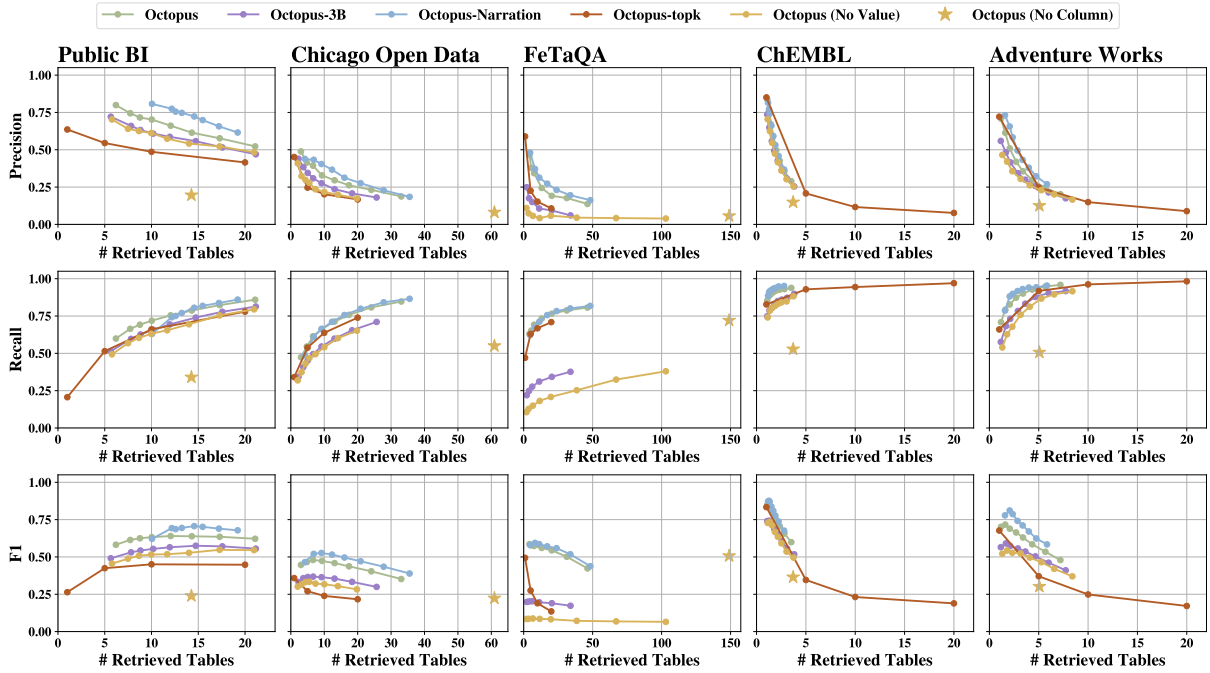


Figure 12: Ablation study on independent benchmark.

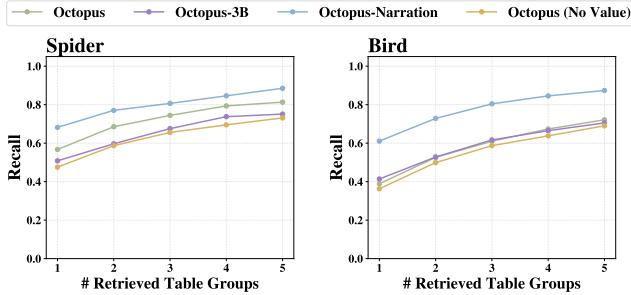


Figure 13: Ablation study on join-based benchmark.

repeated LLM judgments over many candidate tables per query, which inflates latency even at the same k .

Conclusion 3

OCTOPUS is markedly more efficient than Pneuma to achieve up to 444× faster offline prep, 18× smaller storage, and 44× lower online latency, by embedding only headers offline and avoiding per-table LLM judgments online.

7.5 Ablation Study and Hyperparameter Study

We study how OCTOPUS’s design choices affect table-level retrieval, and analyze sensitivity to key hyperparameters.

We isolate the contribution of four components: (1) **LLM parser size**: default Qwen2.5-32B-Instruct vs. a lightweight Qwen2.5-3B-Instruct; (2) **Schema narration**: beyond bare header embeddings

(default), we add optional LLM-based column narrations following [5]; (3) **Selection policy**: thresholded selection by the filtering threshold τ vs. fixed top- k tables; (4) **Branch ablations**: disable either the column branch (schema-only matching) or the value branch (content-only matching).

Figures 12 and 13 show results on independent benchmark and join-based benchmark, respectively. And we analyze the results as below.

(1) **Parser size**. Using the smaller 3B parser yields slightly lower scores across datasets as expected, since the larger model analyzes questions and entity mentions more reliably.

(2) **Schema narration**. Even without narrations, OCTOPUS is competitive; adding narrations further boosts performance, as knowledge in LLM can help better explain certain columns in tables like the ones that are cryptic or abbreviated. Following [5], we provide the full header context when prompting the LLM to describe each column. If the user is not cost-sensitive, OCTOPUS +Narration is recommended.

(3) **Selection policy**. Thresholded selection (τ) consistently outperforms fixed top- k even when the average number of returned tables matches, because the ground-truth cardinality varies widely across questions. A fixed k harms Precision on questions with a single relevant table and harms Recall on questions with many relevant tables. The gap between OCTOPUS and OCTOPUS-topk is smaller on ChEMBL and Adventure Works at small result sizes, consistent with those datasets having predominantly single-table answers.

(4) **Branch ablations**. OCTOPUS (No Column) only corresponds to a dot as it retrieve all tables that contains all values extracted from the question. We do not test the value branch on join-based benchmark as sole value match can not find the entire relevant table group but

Table 4: Performance and cost comparison of different LLMs on Public BI.

Parser	Precision	Recall	F1	Cost (USD/1k questions)
DeepSeek-V3.2	61.19	76.77	62.92	0.05
Qwen2.5-Max	62.47	78.01	64.30	0.43
GPT-4o	63.59	79.81	65.30	0.76

only a certain table. We can see that OCTOPUS (No Column) returns many tables containing the query values, leading to low Precision; OCTOPUS (No Value) returns fewer tables but still underperforms the full system. Overall, combining schema and content signals is necessary for optimal performance.

Choice of LLM. We evaluate OCTOPUS when the parsing stage is powered by premier hosted LLMs accessed via API (Table 4). On the table-level discovery task for Public BI, we compare macro-Precision, Recall, F1, and estimated API usage cost for DeepSeek-V3.2 [25], Qwen2.5-Max [4], and GPT-4o [20]. We can see that all three backends achieve strong performance, with GPT-4o consistently leading by a small margin at a cost premium. Notably, even with the most expensive option (GPT-4o), the parser cost remains less than \$1 per 1,000 queries, highlighting the cost-efficiency of our entity-aware pipeline. For users without computational resources, these API configurations provide a practical, budget-friendly alternative while preserving retrieval quality.

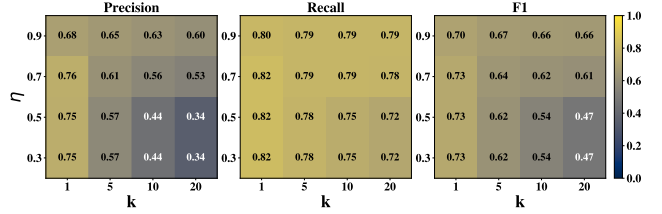
Varying k and η . Finally, we conduct a hyperparameter analysis by sweeping the number of top- k schema matches per entity and the column-similarity threshold η on Public BI dataset in Figure 14. We observe a Precision–Recall trade-off: overly permissive settings (large k , small η) admit many weak schema matches, increasing noise and diluting ranks which can depress Precision and harm Recall due to score saturation; aggressive pruning (small k , large η) improves Precision but risks missing relevant tables, reducing Recall. Based on this analysis, we fix $k=5$, $\eta=0.7$ for the independent setting and $k=100,000$, $\eta=0.0$ for the join-based setting to avoid pruning contributory tables. Automated selection (e.g., Bayesian optimization) could further tune (k, η) for a deployment environment, which is beyond the scope of this paper and can be explored in future work.

Conclusion 4

OCTOPUS’s gains are robust across ablations: the dual (column+value) design is necessary, thresholded selection (τ) beats fixed top- k , optional schema narration provides additional lift, hosted LLM parsers achieve comparable accuracy at sub-\$1/1k queries, and the chosen hyperparameter defaults deliver a strong precision–recall balance.

8 Related Work

Tabular Data Discovery. Tabular data discovery aims to retrieve tables relevant to a user need from large table collections [5, 6, 11, 14, 15, 18, 19, 41, 46]. Natural language has emerged as the dominant interface for broad audiences [5, 19, 41, 42]. However, existing systems typically incur substantial offline or online costs: many

**Figure 14: Hyperparameter analysis on Public BI.**

require training or schema/content indexing at scale (long offline time and large storage footprint), while others rely on expensive LLM judgments during retrieval (high online latency). Moreover, most discovery methods ultimately rank tables and implicitly assume that a single table suffices, offering limited support for (1) multi-table answers, either independent sources with complementary evidence or join-based compositions; and (2) cell-level outputs needed by value-centric queries.

Tabular Question Answering. Tabular question answering focuses on producing answers to NL questions given one or more provided tables. Recent state-of-the-art approaches increasingly leverage LLMs for language understanding and table reasoning, including NL2SQL-style pipelines and tool-augmented prompting [8, 12, 45]. While these methods target cell-level answers, they presuppose access to the relevant tables and therefore do not address the upstream problem of discovering evidence within large, heterogeneous repositories.

How is OCTOPUS different? OCTOPUS sits at the intersection of data discovery and question answering. It performs entity-aware discovery—retrieving the necessary tables (including multi-table independent and join-based cases) and pinpointing supporting cells—while remaining lightweight: no training, minimal offline preprocessing (header embeddings only), and low online overhead. Coupled with NL2SQL on the narrowed evidence, OCTOPUS directly bridges table-level retrieval and cell-level answering for NL queries over data collections.

9 Conclusions

In this work, we presented OCTOPUS, a lightweight, entity-aware, and training-free system for multi-table data discovery and cell-level retrieval. Unlike prior systems that rely on heavy offline indexing or per-question model inference, OCTOPUS decomposes natural-language questions into fine-grained column and value mentions, enabling direct schema-level alignment and efficient content scanning. This fine-grained design substantially reduces offline computation, storage overhead, and token costs, while improving both table- and cell-level retrieval accuracy. Through extensive evaluation on seven datasets spanning independent and join-based discovery scenarios, OCTOPUS consistently outperforms state-of-the-art baselines in accuracy and efficiency. The results demonstrate that lightweight entity-aware reasoning can serve as a practical alternative to resource-intensive indexing or training pipelines, paving the way for scalable and interpretable multi-table data discovery in real-world data repositories.

References

- [1] Josh Achiam, Steven Adler, Sandhini Agarwal, Lama Ahmad, Ilge Akkaya, Florencia Leoni Aleman, Diogo Almeida, Janko Altmenschmidt, Sam Altman, Shyamal Anadkat, et al. 2023. Gpt-4 technical report. *arXiv preprint arXiv:2303.08774* (2023).
- [2] Michael Armbrust, Ali Ghodsi, Reynold Xin, Matei Zaharia, et al. 2021. Lakehouse: a new generation of open platforms that unify data warehousing and advanced analytics. In *Proceedings of CIDR*, Vol. 8. 28.
- [3] Jinze Bai, Shuai Bai, Yunfei Chu, Zeyu Cui, Kai Dang, Xiaodong Deng, Yang Fan, Wenbin Ge, Yu Han, Fei Huang, et al. 2023. Qwen technical report. *arXiv preprint arXiv:2309.16609* (2023).
- [4] Shuai Bai, Keqin Chen, Xuejing Liu, Jialin Wang, Wenbin Ge, Sibao Song, Kai Dang, Peng Wang, Shijie Wang, Jun Tang, et al. 2025. Qwen2. 5-vl technical report. *arXiv preprint arXiv:2502.13923* (2025).
- [5] Muhammad Imam Luthfi Balaka, David Alexander, Qiming Wang, Yue Gong, Adila Krisnadhi, and Raul Castro Fernandez. 2025. Pneuma: Leveraging LLMs for Tabular Data Representation and Retrieval in an End-to-End System. *Proc. ACM Manag. Data* 3, 3 (2025), 200:1–200:28.
- [6] Sonia Castelo, Rémi Rampin, Aécio Santos, Aline Bessa, Fernando Chirigati, and Juliana Freire. 2020. Auctus: A Search Engine for Data Discovery and Augmentation. *VLDB Journal* 29, 1 (2020), 251–272.
- [7] Jianlv Chen, Shitao Xiao, Peitian Zhang, Kun Luo, Defu Lian, and Zheng Liu. 2024. Bge m3-embedding: Multi-lingual, multi-functionality, multi-granularity text embeddings through self-knowledge distillation. *arXiv preprint arXiv:2402.03216* (2024).
- [8] Zhoujun Cheng, Tianbao Xie, Peng Shi, Chengzu Li, Rahul Nadkarni, Yushi Hu, Caiming Xiong, Dragomir Radev, Mari Ostendorf, Luke Zettlemoyer, Noah A. Smith, and Tao Yu. 2023. Binding Language Models in Symbolic Languages. In *ICLR OpenReview.net*.
- [9] Chicago Data Portal. n.d.. Chicago Data Portal. <https://data.cityofchicago.org/>.
- [10] AnHai Doan, Alon Halevy, and Zachary Ives. 2012. *Principles of data integration*. Elsevier.
- [11] Grace Fan, Roece Shraga, and Renée J. Miller. 2024. Gen-T: Table Reclamation in Data Lakes. In *ICDE*. IEEE, 3532–3545.
- [12] Meihao Fan, Ju Fan, Nan Tang, Lei Cao, Guoliang Li, and Xiaoyong Du. 2025. AutoPrep: Natural Language Question-Aware Data Preparation with a Multi-Agent Framework. *Proc. VLDB Endow.* 18, 10 (2025), 3504–3517.
- [13] Yanlin Feng, Sajjadur Rahman, Aaron Feng, Vincent Chen, and Eser Kandogan. 2024. CMDBench: A Benchmark for Coarse-to-fine Multimodal Data Discovery in Compound AI Systems. In *GUIDE-AI@SIGMOD*. ACM, 16–25.
- [14] Raul Castro Fernandez, Ziawasch Abedjan, Famiem Koko, Gina Yuan, Samuel Madden, and Michael Stonebraker. 2018. Aurum: A data discovery system. In *2018 IEEE 34th International Conference on Data Engineering (ICDE)*. IEEE, 1001–1012.
- [15] Sainyam Galhotra, Yue Gong, and Raul Castro Fernandez. 2023. Metam: Goal-oriented data discovery. In *2023 IEEE 39th International Conference on Data Engineering (ICDE)*. IEEE, 2780–2793.
- [16] Dawei Gao, Haibin Wang, Yaliang Li, Xiuyu Sun, Yichen Qian, Bolin Ding, and Jingren Zhou. 2024. Text-to-SQL Empowered by Large Language Models: A Benchmark Evaluation. *Proc. VLDB Endow.* 17, 5 (2024), 1132–1145.
- [17] Anna Gaulton, Louisa J Bellis, A Patricia Bento, Jon Chambers, Mark Davies, Anne Hersey, Yvonne Light, Shaun McGlinchey, David Michalovich, Bissan Al-Lazikani, et al. 2012. ChEMBL: a large-scale bioactivity database for drug discovery. *Nucleic acids research* 40, D1 (2012), D1100–D1107.
- [18] Yue Gong, Zhiru Zhu, Sainyam Galhotra, and Raul Castro Fernandez. 2023. Ver: View Discovery in the Wild. In *ICDE*. IEEE, 503–516.
- [19] Jonathan Herzig, Thomas Müller, Syrine Krichene, and Julian Martin Eisenschlos. 2021. Open Domain Question Answering over Tables via Dense Retrieval. In *NAACL-HLT*. Association for Computational Linguistics, 512–519.
- [20] Aaron Hurst, Adam Lerer, Adam P Goucher, Adam Perelman, Aditya Ramesh, Aidan Clark, AJ Ostrow, Akila Welihinda, Alan Hayes, Alec Radford, et al. 2024. Gpt-4o system card. *arXiv preprint arXiv:2410.21276* (2024).
- [21] Ziwei Ji, Nayeon Lee, Rita Frieske, Tiezheng Yu, Dan Su, Yan Xu, Etsuko Ishii, Ye Jin Bang, Andrea Madotto, and Pascale Fung. 2023. Survey of hallucination in natural language generation. *ACM computing surveys* 55, 12 (2023), 1–38.
- [22] Vladimir Karpukhin, Barlas Oguz, Sewon Min, Patrick Lewis, Ledell Wu, Sergey Edunov, Danqi Chen, and Wen-tau Yih. 2020. Dense Passage Retrieval for Open-Domain Question Answering. In *EMNLP (1)*. Association for Computational Linguistics, 6769–6781.
- [23] Patrick Lewis, Ethan Perez, Aleksandra Piktus, Fabio Petroni, Vladimir Karpukhin, Naman Goyal, Heinrich Küttler, Mike Lewis, Wen-tau Yih, Tim Rocktäschel, Sebastian Riedel, and Douwe Kiela. 2020. Retrieval-Augmented Generation for Knowledge-Intensive NLP Tasks. In *NeurIPS*.
- [24] Jinyang Li, Binyuan Hui, Ge Qu, Jiaxi Yang, Binhua Li, Bowen Li, Bailin Wang, Bowen Qin, Ruiying Geng, Nan Huo, Xuanhe Zhou, Chenhao Ma, Guoliang Li, Kevin Chen-Chuan Chang, Fei Huang, Reynold Cheng, and Yongbin Li. 2023. Can LLM Already Serve as A Database Interface? A B1g Bench for Large-Scale Database Grounded Text-to-SQLs. In *NeurIPS*.
- [25] Aixin Liu, Bei Feng, Bing Xue, Bingxuan Wang, Bochao Wu, Chengda Lu, Cheng-gang Zhao, Chengqi Deng, Chenyu Zhang, Chong Ruan, et al. 2024. Deepseek-v3 technical report. *arXiv preprint arXiv:2412.19437* (2024).
- [26] Jerry Liu. 2022. *LlamaIndex*. doi:10.5281/zenodo.1234
- [27] Microsoft. 2024. Adventure Works. <https://learn.microsoft.com/en-us/sql/samples/adventureworks-install-configure?view=sql-server-ver16&tabs=ssms>.
- [28] Renée J Miller, Fatemeh Nargesian, Erkang Zhu, Christina Christodoulakis, Ken Q Pu, and Periklis Andritsos. 2018. Making open data transparent: Data discovery on open data. *IEEE Data Eng. Bull.* 41, 2 (2018), 59–70.
- [29] Linyong Nan, Chiachun Hsieh, Ziming Mao, Xi Victoria Lin, Neha Verma, Rui Zhang, Wojciech Kryscinski, Hailey Schoolkopf, Riley Kong, Xiangru Tang, Mutethia Mutuma, Ben Rosand, Isabel Trindade, Renusree Bandaru, Jacob Cunningham, Caiming Xiong, and Dragomir R. Radev. 2022. FeTaQA: Free-form Table Question Answering. *Trans. Assoc. Comput. Linguistics* 10 (2022), 35–49.
- [30] Fatemeh Nargesian, Erkang Zhu, Renée J Miller, Ken Q Pu, and Patricia C Arocena. 2019. Data lake management: challenges and opportunities. *Proceedings of the VLDB Endowment* 12, 12 (2019), 1986–1989.
- [31] Simone Papicchio, Paolo Papotti, and Luca Cagliero. 2023. QATCH: Benchmarking SQL-centric tasks with Table Representation Learning Models on Your Data. In *NeurIPS*.
- [32] Mohammadreza Pourreza, Hailong Li, Ruoxi Sun, Yeounoh Chung, Shayan Talaei, Gaurav Tarlok Kakkar, Yu Gan, Amin Saberi, Fatma Ozcan, and Sercan Ö. Arik. 2025. CHASE-SQL: Multi-Path Reasoning and Preference Optimized Candidate Selection in Text-to-SQL. In *ICLR OpenReview.net*.
- [33] Mohammadreza Pourreza and Davood Rafiei. 2023. DIN-SQL: Decomposed In-Context Learning of Text-to-SQL with Self-Correction. In *NeurIPS*.
- [34] Public BI Benchmark. n.d.. Public BI Benchmark. https://github.com/cwida/public_bi_benchmark.
- [35] Mark Raasveldt and Hannes Mühleisen. 2019. DuckDB: an Embeddable Analytical Database. In *SIGMOD Conference*. ACM, 1981–1984.
- [36] Stephen E. Robertson and Hugo Zaragoza. 2009. The Probabilistic Relevance Framework: BM25 and Beyond. *Found. Trends Inf. Retr.* 3, 4 (2009), 333–389.
- [37] Olivier Roy and Martin Vetterli. 2007. The effective rank: A measure of effective dimensionality. In *2007 15th European signal processing conference*. IEEE, 606–610.
- [38] Gerard Salton, Anita Wong, and Chung-Shu Yang. 1975. A Vector Space Model for Automatic Indexing. *Commun. ACM* 18, 11 (1975), 613–620.
- [39] Vladislav Shkapenyuk, Divesh Srivastava, Theodore Johnson, and Parisa Ghane. 2025. Automatic Metadata Extraction for Text-to-SQL. *CoRR* abs/2505.19988 (2025).
- [40] Hugo Touvron, Thibaut Lavril, Gautier Izacard, Xavier Martinet, Marie-Anne Lachaux, Timothée Lacroix, Baptiste Rozière, Naman Goyal, Eric Hambro, Faisal Azhar, et al. 2023. Llama: Open and efficient foundation language models. *arXiv preprint arXiv:2302.13971* (2023).
- [41] Fei Wang, Kexuan Sun, Muhao Chen, Jay Pujara, and Pedro A. Szekely. 2021. Retrieving Complex Tables with Multi-Granular Graph Representation Learning. In *SIGIR*. ACM, 1472–1482.
- [42] Qiming Wang and Raul Castro Fernandez. 2023. Solo: Data Discovery Using Natural Language Questions Via A Self-Supervised Approach. *Proc. ACM Manag. Data* 1, 4 (2023), 262:1–262:27.
- [43] Lee Xiong, Chenyan Xiong, Ye Li, Kwok-Fung Tang, Jialin Liu, Paul N. Bennett, Junaid Ahmed, and Arnold Overwijk. 2021. Approximate Nearest Neighbor Negative Contrastive Learning for Dense Text Retrieval. In *ICLR OpenReview.net*.
- [44] Tao Yu, Rui Zhang, Kai Yang, Michihiro Yasunaga, Dongxu Wang, Zifan Li, James Ma, Irene Li, Qingning Yao, Shanelle Roman, Zilin Zhang, and Dragomir R. Radev. 2018. Spider: A Large-Scale Human-Labeled Dataset for Complex and Cross-Domain Semantic Parsing and Text-to-SQL Task. In *EMNLP*. Association for Computational Linguistics, 3911–3921.
- [45] Yunjia Zhang, Jordan Henkel, Avriella Floratou, Joyce Cahoon, Shaleen Deep, and Jignesh M Patel. 2024. ReAcTable: enhancing ReAct for table question answering. *Proceedings of the VLDB Endowment* 17, 8 (2024), 1981–1994.
- [46] Yi Zhang and Zachary G Ives. 2020. Finding related tables in data lakes for interactive data science. In *Proceedings of the 2020 ACM SIGMOD International Conference on Management of Data*. 1951–1966.