

Fixed points of the renormalisation group running of the CKM and PMNS matrices

Brian P. Dolan*

*School of Theoretical Physics
Dublin Institute for Advanced Studies
10 Burlington Rd., Dublin, Ireland*

and

*Department of Theoretical Physics, Maynooth University
Maynooth, Co. Kildare, Ireland*

January 7, 2026

Abstract

The renormalisation group running of the CKM parameters in the Standard Model is re-examined. For the massless 1-loop running six fixed points are found and their associated operator mixing matrices determined, in terms of the Yukawa couplings of the quarks. CP is an exact symmetry at each of the fixed points. An argument is given that the fixed points found at 1-loop must remain fixed points to all orders and even non-perturbatively, as they are associated with certain differential geometric properties of the space of CKM matrices. The analysis is equally applicable to the CKM matrix in the quark sector and the PMNS matrix in the leptonic sector.

1 Introduction

A central concept in understanding the Standard Model of particle physics, and relating experimental results to the 19 fundamental parameters in the Standard Model Lagrangian, is the running of the parameters as a function of energy: the β -functions. Understanding the behaviour of β -functions is also essential in any attempt to go beyond the Standard Model. The running of the gauge couplings and the discovery of asymptotic freedom [1, 2] was a crucial step in the development of Standard Model and the running of the Higgs quartic coupling and the top quark Yukawa coupling is important for the stability of the Higgs sector at high energies [3, 4].

*email: bdolan@stp.dias.ie

The running of the parameters in the Cabibbo-Kobayashi-Maskawa (CKM) matrix [5] has received less attention, despite their obvious significance for CP-violation, perhaps for two reasons: the measured magnitude of the quark Yukawa couplings is too small for the running of the CKM parameters to have any physical relevance; and, even at 1-loop, the β -functions are not simple [6] (see also [7]-[9]; for higher loops, see [10]-[12]). In this work we re-examine the massless running of the parameters in the CKM matrix, the 1-loop expressions are re-derived in a parameterisation that makes the structure more accessible (see equations (21) and (22), together with the expressions in appendix B).

The fixed points of the 1-loop renormalisation group (RG) flow are determined, as functions of the Yukawa couplings of the 6 quarks and the CKM parameters, and the operator mixing matrix at each of the fixed points is calculated (these are presented in full in appendix C). There are 6 fixed points and the associated CKM matrices form a unitary representation of a group of order 6, the group of permutations of 3 objects, S_3 . The Jarlskog invariant [13] vanishes at each of the fixed points: there is no CP violation at the fixed points.

The parameters in the CKM matrix consist of three mixing angles and one complex phase, parameterising a space that is topologically the double coset $U(1) \times U(1) \backslash SU(3) / U(1) \times U(1)$, where $U(1) \times U(1)$ is the Cartan torus of $SU(3)$ (generated by λ_3 and λ_8 in the Gell-Mann representation). The right-coset $SU(3) / U(1) \times U(1)$ is a compact complex manifold that admits a metric with isometry group $SU(3)$, a flag manifold. The left action of $U(1) \times U(1)$ on $SU(3) / U(1) \times U(1)$ has 6 fixed points, singling out 6 special points in $U(1) \times U(1) \backslash SU(3) / U(1) \times U(1)$, and these are precisely the 6 fixed points of the 1-loop RG running.

If the RG running is lifted to $SU(3) / U(1) \times U(1)$, which can be done in a well defined manner, and it assumed that the left action of $U(1) \times U(1)$ on $SU(3) / U(1) \times U(1)$ commutes with this running then a proof is given¹ that fixed points of the left action of $U(1) \times U(1)$ on $SU(3) / U(1) \times U(1)$ must necessarily be fixed points of the RG. With this assumption the fixed points that are found at 1-loop must remain fixed points at all orders in perturbation theory, and even non-perturbatively,

The Pontecorvo-Maki-Nakagawa-Sakata (PMNS) matrix, [14, 15], for the Standard Model with 3 gauge singlet, Weyl, right-handed neutrinos can be treated in exactly the same formalism, and a notation is used which allows both the CKM and the PMNS matrices to be treated in parallel.

The 1-loop running is reviewed in §2 and the technique for extracting the running of the CKM parameters from the running of the Yukawa matrices is presented in §3. As a simple example the special case of two generations,

¹I thank Charles Nash for pointing out the significance of the fact that these actions commute for the fixed points.

the Cabibbo angle, is presented in detail in §4 before the three generation 1-loop β functions for the CKM and PMNS matrices are presented in §5. The eigenvalues of the operator mixing matrix at each of the fixed points are determined in §6, and presented in detail in appendix C. A proof that fixed points of the left action of $U(1) \times U(1)$ on $SU(3)/U(1) \times U(1)$ must be fixed points of the RG is given in §7. The significance of the results and possible future developments are discussed in §8. Full expression for the 1-loop β -functions are given in equations (21), (22) and appendix B.

2 Yukawa couplings

The Yukawa couplings in the Standard Model are

$$\mathcal{L}_{Yukawa} = - \sum_{\bar{a}, b=1}^3 \left(Y_{\bar{a}b} \bar{\Psi}_L^{\bar{a}} \Phi_c \Psi_R^b + Y'_{\bar{a}b} \bar{\Psi}_L^{\bar{a}} \Phi \Psi_R'^b \right) - \text{h.c.} \quad (1)$$

where $\Phi = \begin{pmatrix} \phi^+ \\ \phi^0 \end{pmatrix}$ is the Higgs doublet; $\Phi_c = -i\sigma_2 \Phi^*$ the conjugate Higgs; Ψ_L^a are left-handed $SU(2)$ doublets; Ψ_R^a and $\Psi_R'^a$ right-handed singlets. The Yukawa couplings $Y_{\bar{a}b}$ and $Y'_{\bar{a}b}$ are 3×3 complex matrices, with $a, b = 1, 2, 3$ labelling generations.

In the quark sector

$$\Psi_L = \begin{pmatrix} u_L & c_L & t_L \\ d_L & s_L & b_L \end{pmatrix}, \quad \Psi_R = (u_R, c_R, t_R) \quad \text{and} \quad \Psi_R' = (d_R, s_R, b_R),$$

but the ensuing analysis is equally applicable to the Standard Model with the leptonic sector extended by 3 right-handed gauge-singlet Weyl neutrinos, in which case²

$$\Psi_L = \begin{pmatrix} \nu_{e,L} & \nu_{\mu,L} & \nu_{\tau,L} \\ e_L & \mu_L & \tau_L \end{pmatrix}, \quad \Psi_R' = (e_R, \mu_R, \tau_R) \quad \text{and} \quad \Psi_R = (\nu_{1,R}, \nu_{2,R}, \nu_{3,R}).$$

There are eighteen parameters in $Y_{\bar{a}b}$ and $Y'_{\bar{a}b}$ but, as is well known, these are not all physical. The Weyl fermions Ψ_L and Ψ_R can be rotated by two different $U(3)$ transformations in generation space, to bring $Y_{\bar{a}b}$ to real diagonal form, with just three Yukawa couplings; a further eight parameters can be removed from $Y'_{\bar{a}b}$ with a further $SU(3)$ transformation on Ψ_R' , leaving 10 parameters in $Y'_{\bar{a}b}$. But we are still free to perform individual $U(1)$ phases transformations on the three generations in Ψ_L (compensating with phases transformation on Ψ_R to keep $Y_{\bar{a}b}$ real) to remove another three parameters

²Majorana neutrinos are not considered here: if the neutrinos are Majorana the analysis would be more complicated as there are more fermion masses and more mixing parameters, [16].

from $Y'_{\bar{a}b}$, leaving seven parameters in $Y'_{\bar{a}b}$: three real Yukawa couplings and the four mixing parameters of the CKM (or PMNS) matrix.

The 1-loop running of the Yukawa matrices Y and Y' can be determined by standard techniques; the Feynman diagrams that contribute are shown in appendix A. Using dimensional regularisation, with $t = \ln \mu$, the massless running is (see *e.g.* [17]),

$$\frac{dY}{dt} = \frac{1}{16\pi^2} \left[\frac{3}{2} (YY^\dagger - Y'Y'^\dagger) + (\Pi - \alpha)\mathbf{1} \right] Y, \quad (2)$$

$$\frac{dY'}{dt} = \frac{1}{16\pi^2} \left[\frac{3}{2} (Y'Y'^\dagger - YY^\dagger) + (\Pi - \alpha')\mathbf{1} \right] Y', \quad (3)$$

where Π arises from summing over fermion loops in the Higgs leg of the Yukawa vertex and α and α' are linear combinations of the three gauge couplings α_3 , α_2 and α_1 (their explicit form will not be relevant for the following analysis).

It is convenient to express the running in terms of Hermitian matrices

$$Z = \frac{1}{16\pi^2} YY^\dagger \quad \text{and} \quad Z' = \frac{1}{16\pi^2} Y'Y'^\dagger,$$

in terms of which

$$\frac{dZ}{dt} = 3Z^2 - \frac{3}{2} (ZZ' + Z'Z) + 32\pi^2(\Pi - \alpha)Z, \quad (4)$$

$$\frac{dZ'}{dt} = 3Z'^2 - \frac{3}{2} (ZZ' + Z'Z) + 32\pi^2(\Pi - \alpha')Z'. \quad (5)$$

The Hermitian matrices Z and Z' can be diagonalized with U and $U' \in SU(3)$:

$$\Lambda = U^\dagger Z U, \quad \Lambda' = U'^\dagger Z' U' \quad (6)$$

where the diagonal components of Λ and Λ' are related to the usual Yukawa couplings by

$$\Lambda_a = \left(\frac{y_a}{4\pi} \right)^2, \quad \Lambda'_a = \left(\frac{y'_a}{4\pi} \right)^2.$$

If Z and Z' do not commute, then $U \neq U'$ and

$$V = U^\dagger U'$$

is the mixing matrix, the CKM matrix for quarks and the PMNS matrix for leptons.

If the right-handed neutrinos are Weyl, and not Majorana, the $U(1)$ phases of the leptons, as well as the quarks, are unobservable and, for both quarks and leptons, the space of physical parameters in the mixing matrix V is the double coset

$$U(1) \times U(1) \backslash SU(3) / U(1) \times U(1).$$

This is a four dimensional space so there are four physical parameters in V .³ A general $SU(3)$ matrix can be parameterised in terms of the Gell-Mann matrices as

$$V = e^{i(\psi_6\lambda_6+\psi_7\lambda_7)} e^{i(\psi_4\lambda_4+\psi_5\lambda_5)} e^{i(\psi_1\lambda_1+\psi_2\lambda_2)} e^{i(\psi_3\lambda_3+\psi_8\lambda_8)}.$$

The phases ψ_3 and ψ_8 can then be eliminated by the right action of $U(1) \times U(1)$ to render $V \in SU(3)/U(1) \times U(1)$. Changing variables to

$$\begin{aligned}\psi_1 &= -\theta_3 \sin \phi_3, & \psi_2 &= \theta_3 \cos \phi_3, \\ \psi_4 &= \theta_2 \sin \phi_2, & \psi_5 &= \theta_2 \cos \phi_2, \\ \psi_6 &= -\theta_1 \sin \phi_1, & \psi_7 &= \theta_1 \cos \phi_1\end{aligned}$$

this is⁴

$$V = \begin{pmatrix} 1 & 0 & 0 \\ 0 & c_1 & s_1 e^{i\phi_1} \\ 0 & -s_1 e^{-i\phi_1} & c_1 \end{pmatrix} \begin{pmatrix} c_2 & 0 & s_2 e^{-i\phi_2} \\ 0 & 1 & 0 \\ -s_2 e^{i\phi_2} & 0 & c_2 \end{pmatrix} \begin{pmatrix} c_3 & s_3 e^{i\phi_3} & 0 \\ -s_3 e^{-i\phi_3} & c_3 & 0 \\ 0 & 0 & 1 \end{pmatrix}, \quad (7)$$

where $s_i = \sin \theta_i$ and $c_i = \cos \theta_i$. The space of all such V is the complex manifold $SU(3)/U(1) \times U(1)$. This form of V is preserved by the adjoint action of $h \in U(1) \times U(1)$,

$$hVh^\dagger = \begin{pmatrix} 1 & 0 & 0 \\ 0 & c_1 & s_1 e^{i\tilde{\phi}_1} \\ 0 & -s_1 e^{-i\tilde{\phi}_1} & c_1 \end{pmatrix} \begin{pmatrix} c_2 & 0 & s_2 e^{-i\tilde{\phi}_2} \\ 0 & 1 & 0 \\ -s_2 e^{i\tilde{\phi}_2} & 0 & c_2 \end{pmatrix} \begin{pmatrix} c_3 & s_3 e^{i\tilde{\phi}_3} & 0 \\ -s_3 e^{-i\tilde{\phi}_3} & c_3 & 0 \\ 0 & 0 & 1 \end{pmatrix},$$

with $\tilde{\phi}_1 + \tilde{\phi}_2 + \tilde{\phi}_3 = \phi_1 + \phi_2 + \phi_3$. The two angles in h can be chosen so that $\tilde{\phi}_1 = \tilde{\phi}_3 = 0$ putting V into the standard form, [19],

$$\begin{aligned}V &= \begin{pmatrix} 1 & 0 & 0 \\ 0 & c_1 & s_1 \\ 0 & -s_1 & c_1 \end{pmatrix} \begin{pmatrix} c_2 & 0 & s_2 e^{-i\delta} \\ 0 & 1 & 0 \\ -s_2 e^{i\delta} & 0 & c_2 \end{pmatrix} \begin{pmatrix} c_3 & s_3 & 0 \\ -s_3 & c_3 & 0 \\ 0 & 0 & 1 \end{pmatrix} \\ &= \begin{pmatrix} c_3 c_2 & s_3 c_2 & s_2 e^{-i\delta} \\ -s_3 c_1 - c_3 s_1 s_2 e^{i\delta} & c_3 c_1 - s_3 s_1 s_2 e^{i\delta} & s_1 c_2 \\ s_3 s_1 - c_3 c_1 s_2 e^{i\delta} & -c_3 s_1 - s_3 c_1 s_2 e^{i\delta} & c_1 c_2 \end{pmatrix}, \quad (8)\end{aligned}$$

with $\tilde{\phi}_2 = \delta$. This parameterisation can be used for both the CKM matrix and for the PMNS matrix with Weyl neutrinos (strictly speaking it would be V^\dagger that is the standard convention for the PMNS matrix), but, more generally, we can use (7) with CP -violating phase $\delta = \phi_1 + \phi_2 + \phi_3$.

³In [18] a proof is given that

$$U(1) \times U(1) \backslash SU(3)/U(1) \times U(1) \approx S^4.$$

I thank Charles Nash for bringing my attention to this reference.

⁴The usual physics notation is $\theta_1 = \theta_{23}$, $\theta_2 = \theta_{31}$, $\theta_3 = \theta_{12}$, which emphasis the generations being mixed: the notation adopted here is chosen to reduce the number of indices.

The physics is invariant under independent left and right actions of $U(1) \times U(1)$,

$$V \rightarrow hVh'^{\dagger},$$

with h acting on Ψ_R and h' acting on Ψ'_R . Such transformations will be referred to as phase transformations, it being understood that h and h' are global, but they may depend on the RG scale μ . We shall also refer to y_a and y'_a as Yukawa couplings and $(\theta_1, \theta_2, \theta_3, \delta)$ as mixing angles and a phase.

3 Running couplings

Allowing for possible scale dependence $t = \ln \mu$ in $U(\mu)$, $U'(\mu)$, the RG evolution of equations (6) gives

$$\frac{dZ}{dt} = U \left(\frac{d\Lambda}{dt} - i[A, \Lambda] \right) U^{\dagger}, \quad (9)$$

$$\frac{dZ'}{dt} = U' \left(\frac{d\Lambda'}{dt} - i[A', \Lambda'] \right) U'^{\dagger}, \quad (10)$$

where

$$A = iU^{\dagger} \frac{dU}{dt}, \quad A' = iU'^{\dagger} \frac{dU'}{dt}. \quad (11)$$

In terms of A and A'

$$\frac{dV}{dt} = i(AV - VA'), \quad (12)$$

or

$$\frac{dV}{dt} = iBV$$

with

$$B = -i \frac{dV}{dt} V^{\dagger} = A - VA'V^{\dagger}. \quad (13)$$

The off-diagonal components of the two matrices A and A' can be obtained from equations (4) and (5), expressed in terms of the diagonal matrices Λ and Λ' :

$$\frac{d\Lambda}{dt} = 3\Lambda - \frac{3}{2}(\Lambda V \Lambda' V^{\dagger} + V \Lambda' V^{\dagger} \Lambda) + 32\pi^2(\Pi - \alpha)\Lambda + i[A, \Lambda], \quad (14)$$

$$\frac{d\Lambda'}{dt} = 3\Lambda' - \frac{3}{2}(\Lambda' V^{\dagger} \Lambda V + V^{\dagger} \Lambda V \Lambda') + 32\pi^2(\Pi - \alpha')\Lambda' + i[A', \Lambda'], \quad (15)$$

by demanding that the right-hand side of each these equations is diagonal. Since A and A' are hermitian matrices in the Lie algebra of $SU(3)$ they can both be expanded in terms of Gell-Mann matrices, $A = A_I \lambda_I$, $A' = A'_I \lambda_I$. However equations (14) and (15) do not involve the diagonal components A_3 , A_8 , A'_3 or A'_8 ; (14) and (15) are sufficient to fix A_1 , A_2 , A_4 , A_5 , A_6 , A_7

and $A'_1, A'_2, A'_4, A'_5, A'_6, A'_7$ in terms of the off-diagonal components of the anti-commutators,

$$\{\Lambda, V\Lambda'V^\dagger\} \quad \text{and} \quad \{\Lambda', V^\dagger\Lambda V\},$$

but A_3, A_8, A'_3 and A'_8 remain undetermined. A natural choice is to choose fermion phases which preserve the parameterisation (8) of V at all energies. This requires that the four components $\frac{dV_{11}}{dt}, \frac{dV_{12}}{dt}, \frac{dV_{23}}{dt}$ and $\frac{dV_{33}}{dt}$ of $\frac{dV}{dt}$ must be real and equation (12) then gives linear equations for A_3, A_8, A'_3 and A'_8 , which can be solved to determine them uniquely as functions of the parameters in V and the off-diagonal components of A and A' , which have already been calculated.

An important consequence of this is that A and A' do not depend on Π, α or α' ; they are completely determined by demanding that the off-diagonal components of

$$-\frac{3}{2}\{\Lambda, V\Lambda'V^\dagger\} + i[A, \Lambda] \quad \text{and} \quad -\frac{3}{2}\{V^\dagger\Lambda V, \Lambda'\} + i[A', \Lambda']$$

vanish, together with the phase convention that $\dot{V}_{11}, \dot{V}_{12}, \dot{V}_{23}$ and \dot{V}_{33} be real. In this way A and A' can be expressed uniquely as functions of the four parameters in V and the six Yukawa couplings in Λ and Λ' . Once A and A' are known the β -functions for the parameters in V are obtained from (12).

More generally one can use (7), with the weaker condition that only \dot{V}_{11} and \dot{V}_{33} are real. This is sufficient to fix the differences $A_3 - A'_3$ and $A_8 - A'_8$, but leaves the sums $A_3^+ = A_3 + A'_3$ and $A_8^+ = A_8 + A'_8$ arbitrary. Only $\delta = \phi_1 + \phi_2 + \phi_3$ is physical, one is free to choose arbitrary energy dependent phases $\phi_1(t)$ and $\phi_3(t)$ in order to determine A_3^+ and A_8^+ , but all physical quantities are independent of A_3^+ and A_8^+ and only the combination δ remains. It is useful to perform all calculations in a general such ‘‘gauge’’, as a check on our results: ϕ_1, ϕ_3, A_3^+ and A_8^+ will be left arbitrary, but they must drop out in the calculation of any physically quantity, only $\delta = \phi_1 + \phi_2 + \phi_3$ should remain. This is the strategy that will be adopted in §5, but we first examine the case of two generations to warm up.

4 Two generations: the Cabibbo angle

Consider first the quark sector in the case of two generations, $\begin{pmatrix} u \\ d \end{pmatrix}$ and $\begin{pmatrix} c \\ s \end{pmatrix}$, when the parameters of the CKM matrix reduce to the Cabibbo angle θ_C , with $\theta_C \in [0, \frac{\pi}{2}]$, and V reduces to the 2×2 matrix

$$V = \begin{pmatrix} \cos \theta_C & \sin \theta_C \\ -\sin \theta_C & \cos \theta_C \end{pmatrix}.$$

Equations (14) and (15) give the off diagonal components of $i[A, \Lambda]$ and $i[A, \Lambda']$ from the off-diagonal components of the anti-commutators

$$\frac{3}{2}\{V\Lambda'V^T, \Lambda\} \quad \text{and} \quad \frac{3}{2}\{V^T\Lambda V, \Lambda'\} \quad (16)$$

respectively, with

$$\Lambda = \frac{1}{16\pi^2} \begin{pmatrix} y_u^2 & 0 \\ 0 & y_c^2 \end{pmatrix} \quad \text{and} \quad \Lambda' = \frac{1}{16\pi^2} \begin{pmatrix} y_d^2 & 0 \\ 0 & y_s^2 \end{pmatrix}.$$

The anti-commutators are purely real and

$$A = \begin{pmatrix} A_3 & -\frac{3i}{64\pi^2} \left(\frac{(y_c^2 + y_u^2)(y_s^2 - y_d^2)}{y_c^2 - y_u^2} \right) \sin 2\theta_C \\ \frac{3i}{64\pi^2} \left(\frac{(y_c^2 + y_u^2)(y_s^2 - y_d^2)}{y_c^2 - y_u^2} \right) \sin 2\theta_C & -A_3 \end{pmatrix},$$

$$A' = \begin{pmatrix} A'_3 & -\frac{3i}{64\pi^2} \left(\frac{(y_d^2 + y_s^2)(y_c^2 - y_u^2)}{y_d^2 - y_s^2} \right) \sin 2\theta_C \\ \frac{3i}{64\pi^2} \left(\frac{(y_d^2 + y_s^2)(y_c^2 - y_u^2)}{y_d^2 - y_s^2} \right) \sin 2\theta_C & -A'_3 \end{pmatrix},$$

with A_3 and A'_3 yet to be determined. Demanding that $\frac{dV}{dt}$ is real in the 2-generations version of (12),

$$\frac{dV}{dt} = i(AV - VA'),$$

then requires $A_3 = A'_3 = 0$, so

$$A = \frac{3}{64\pi^2} \left(\frac{(y_c^2 + y_u^2)(y_s^2 - y_d^2) \sin 2\theta_C}{y_c^2 - y_u^2} \right) \sigma_2$$

$$A' = \frac{3}{64\pi^2} \left(\frac{(y_d^2 + y_s^2)(y_c^2 - y_u^2) \sin 2\theta_C}{y_d^2 - y_s^2} \right) \sigma_2.$$

These expressions for A and A' then give the Cabibbo angle β -function for the 2-generation version of (13) as

$$B = A - VA'V^T - A = A - A' = \beta_C \sigma_2$$

with

$$\beta_C = \frac{3 \sin 2\theta_C}{64\pi^2} \left[\left(\frac{y_c^2 + y_u^2}{y_c^2 - y_u^2} \right) (y_s^2 - y_d^2) + \left(\frac{y_s^2 + y_d^2}{y_s^2 - y_d^2} \right) (y_c^2 - y_u^2) \right]$$

It proves convenient to define the variables (similar variables will be used extensively in the next section)

$$z = \frac{y_c^2 - y_u^2}{y_c^2 + y_u^2}, \quad z' = \frac{y_s^2 - y_d^2}{y_s^2 + y_d^2},$$

which lie in the range $[-1, 1]$: observationally these are both close to 1. In terms of z and z'

$$\frac{d\theta_C}{dt} = \beta_C = \frac{3 \sin 2\theta_C}{32\pi^2} \left[\frac{y_c^2 z}{z'(1+z)} + \frac{y_s^2 z'}{z(1+z')} \right]. \quad (17)$$

There are fixed points of θ_C at $\theta_C = 0$ and $\frac{\pi}{2}$.

Equation (17) is easily solved, with $\theta_C = \theta_0$ at $t = \ln \frac{\mu}{\mu_0} = 0$, to give

$$\tan \theta_C = \tan \theta_0 e^{\int b dt} \approx \tan \theta_0 \left(\frac{\mu}{\mu_0} \right)^b \quad (18)$$

where

$$b = \frac{3}{16\pi^2} \left[\frac{y_c^2 z}{z'(1+z)} + \frac{y_s^2 z'}{z(1+z')} \right].$$

Thus $\theta_C \rightarrow 0$ or $\frac{\pi}{2}$ for $\mu \rightarrow \infty$ (depending on the sign of b).⁵ With the hierarchy $y_u \approx y_d \ll y_s^2 \ll y_c^2$,

$$\frac{d\theta_C}{dt} \approx \frac{3y_c^2 \sin 2\theta_C}{64\pi^2}.$$

Note that the poles in β_C at $z = 0, -1$ and $z' = 0, -1$ are not a pathology. For example, if the RG trajectories of y_s and y_d cross at some energy t , so $y_s^2 = y_d^2$ and $z' = 0$ there, then Λ' is proportional to the identity matrix at that energy. With $y_c^2 > y_u^2$ and $y_s^2 - y_d^2 = \epsilon > 0$, $\frac{d\theta_C}{dt} \rightarrow \infty$ as $\epsilon \rightarrow 0$ and the RG evolution drives θ_C infinitely quickly to $\frac{\pi}{2}$ as $\epsilon \rightarrow 0$. This is physically perfectly reasonable.

Geometrically the Cabibbo angle parameterises the double coset $U(1) \backslash SU(2) / U(1)$. Performing the right action first $SU(2) / U(1) \approx S^2$, however the left action of $U(1)$ on S^2 has fixed points at the N and S-poles. Using (ϑ, φ) as standard polar coordinates on S^2 , $\vartheta = 2\theta_C$ and the left action of $U(1)$ is the Killing vector $\frac{\partial}{\partial \varphi}$. In terms of $\sin \theta_C$, $U(1) \backslash SU(2) / U(1)$ is just the unit line interval $[0, 1]$ (see figure 1).

5 The mixing matrix for three generations: the CKM and the PMNS matrices

With three generations, including three right-handed Weyl, gauge singlet, neutrinos, the CKM matrix and the PMNS matrix can be treated with the same formalism. Let V denote either the CKM matrix in the quark sector or the PMNS matrix in the leptonic sector, so $(y_1, y_2, y_3) = (y_u, y_c, y_t)$,

⁵This analysis is only for illustrative purposes: equation (18) is not valid for energies of the order of, or less than, the Higgs mass, since only massless RG evolution is considered here: the running will freeze for energies close to, and below, the Higgs mass.

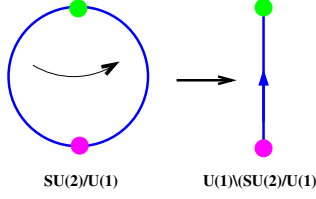


Figure 1: The left action of $U(1)$ on $SU(2)/U(1)$, with the N and S-poles fixed points, reduces the sphere to a line of constant longitude.

$(y'_1, y'_2, y'_3) = (y_d, y_s, y_b)$ in the quark sector and $(y'_1, y'_2, y'_3) = (y_e, y_\mu, y_\tau)$, $(y_1, y_2, y_3) = (y_{\nu_1}, y_{\nu_2}, y_{\nu_3})$ in the leptonic sector. To exhibit the explicit form of the β -functions it is convenient to define the ratios

$$z_1 = \frac{y_3^2 - y_2^2}{y_3^2 + y_2^2}, \quad z_2 = \frac{y_3^2 - y_1^2}{y_3^2 + y_1^2}, \quad z_3 = \frac{y_2^2 - y_1^2}{y_2^2 + y_1^2}, \quad (19)$$

$$z'_1 = \frac{y_3'^2 - y_2'^2}{y_3'^2 + y_2'^2}, \quad z'_2 = \frac{y_3'^2 - y_1'^2}{y_3'^2 + y_1'^2}, \quad z'_3 = \frac{y_2'^2 - y_1'^2}{y_2'^2 + y_1'^2}. \quad (20)$$

These all lie in the range $[-1, 1]$ and the signs are chosen so that, with the observed Standard Model hierarchy, z_j are positive in the quark sector and in the leptonic sector. The measured values of z_j and z'_j are all close to 1 in the quark sector, but the signs of the z_j in the leptonic sector depend on whether the hierarchy is normal or inverted. They are not all independent, of course: for example

$$z_3 = \frac{z_2 - z_1}{1 - z_1 z_2}.$$

In these variables the β -functions are:

$$\beta_i = \dot{\theta}_i = \frac{3}{32\pi^2} \sum_{j,k=1}^3 \left[y_3^2 P_i^{jk} \frac{z_k}{z'_j(1+z_k)} + y_3'^2 Q_i^{jk} \frac{z'_k}{z_j(1+z'_k)} \right], \quad (21)$$

$$\beta_\delta = \dot{\delta} = \frac{3 \sin \delta}{32\pi^2} \sum_{j,k=1}^3 \left[y_3^2 P_\delta^{jk} \frac{z_k}{z'_j(1+z_k)} + y_3'^2 Q_\delta^{jk} \frac{z'_k}{z_j(1+z'_k)} \right], \quad (22)$$

with the P s and Q s polynomials in the trigonometric functions in V . Explicit expressions for all the P and Q are given in appendix B. This gives a more concise form of the β -functions determined in [6].

There are poles when any of the z_j or z'_j are zero or -1 . As for the Cabibbo angle above, near a pole the RG flow will push V very quickly to a fixed point of the left action of $U(1) \times U(1)$ on the flag manifold $SU(3)/U(1) \times U(1)$.

Using the P s and Q s in appendix B, the fixed points of the RG flow for

$\theta_1, \theta_2, \theta_3$ and δ are:

$$(\theta_1^*, \theta_2^*, \theta_3^*) = (0, 0, 0), \left(0, 0, \frac{\pi}{2}\right), \left(\frac{\pi}{2}, 0, 0\right), \left(\frac{\pi}{2}, 0, \frac{\pi}{2}\right), \\ \left(0, \frac{\pi}{2}, 0\right), \left(\frac{\pi}{2}, \frac{\pi}{2}, 0\right), \left(0, \frac{\pi}{2}, \frac{\pi}{2}\right), \left(\frac{\pi}{2}, \frac{\pi}{2}, \frac{\pi}{2}\right),$$

with $\delta = 0$ or π . For $\theta_2 = 0$ there are 4 fixed points

$$V^* = \begin{pmatrix} 1 & 0 & 0 \\ 0 & 1 & 0 \\ 0 & 0 & 1 \end{pmatrix}, \begin{pmatrix} 0 & 1 & 0 \\ -1 & 0 & 0 \\ 0 & 0 & 1 \end{pmatrix}, \begin{pmatrix} 1 & 0 & 0 \\ 0 & 0 & 1 \\ 0 & -1 & 0 \end{pmatrix}, \begin{pmatrix} 0 & 1 & 0 \\ 0 & 0 & 1 \\ 1 & 0 & 0 \end{pmatrix},$$

choosing $\delta = 0$ or π does not give different fixed points, δ only appears in the mixing matrix V in the combination $\sin \theta_2 e^{\pm i\delta}$.

For $\theta_2 = \frac{\pi}{2}$ the situation is more subtle. For $\delta = 0$ there are four fixed points:

$$V^* = \begin{pmatrix} 0 & 0 & 1 \\ 0 & 1 & 0 \\ -1 & 0 & 0 \end{pmatrix}, \begin{pmatrix} 0 & 0 & 1 \\ 0 & -1 & 0 \\ 1 & 0 & 0 \end{pmatrix}, \begin{pmatrix} 0 & 0 & 1 \\ -1 & 0 & 0 \\ 0 & -1 & 0 \end{pmatrix}, \begin{pmatrix} 0 & 0 & 1 \\ -1 & 0 & 0 \\ 0 & -1 & 0 \end{pmatrix},$$

for $\delta = \pi$ there are also 4 fixed points:

$$V^* = \begin{pmatrix} 0 & 0 & -1 \\ 0 & 1 & 0 \\ 1 & 0 & 0 \end{pmatrix}, \begin{pmatrix} 0 & 0 & -1 \\ 0 & 1 & 0 \\ 1 & 0 & 0 \end{pmatrix}, \begin{pmatrix} 0 & 0 & -1 \\ 1 & 0 & 0 \\ 0 & -1 & 0 \end{pmatrix}, \begin{pmatrix} 0 & 0 & -1 \\ -1 & 0 & 0 \\ 0 & 1 & 0 \end{pmatrix}.$$

Up to phase transformations only two of these eight are distinct physical points. Furthermore note that, when $\theta_2 = \frac{\pi}{2}$, the mixing matrix V in (8) takes the form:

$$V = \begin{pmatrix} 0 & 0 & 1 \\ -\sin \theta_+ & \cos \theta_+ & 0 \\ -\cos \theta_+ & -\sin \theta_+ & 0 \end{pmatrix} \text{ for } \delta = 0, \quad (23)$$

with $\theta_+ = \theta_3 + \theta_1 \in [0, \pi]$; and

$$V = \begin{pmatrix} 0 & 0 & -1 \\ \sin \theta_- & \cos \theta_- & 0 \\ \cos \theta_- & -\sin \theta_- & 0 \end{pmatrix} \text{ for } \delta = \pi, \quad (24)$$

with $\theta_- = \theta_3 - \theta_1 \in [-\frac{\pi}{2}, \frac{\pi}{2}]$, but equations (23) and (24) are physically the same up to phase transformation. For $\delta = 0$ the range

$$0 \leq \theta_+ \leq \pi$$

double counts physical values, as the sign of $\cos \theta_+$ in (23) can be changed by a phase transformation. All distinct physical values of V with $\theta_2 = \frac{\pi}{2}$ are achieved with the smaller range $0 \leq \theta_+ \leq \frac{\pi}{2}$.

The upshot of this is that $\theta_2 = \frac{\pi}{2}$, with δ either 0 or π , is a 1-dimension line in physical V space, given by (23) with $0 \leq \theta_+ \leq \frac{\pi}{2}$, and there are only two physically distinct fixed points of the RG flow, $\theta_+ = 0$ and $\theta_+ = \frac{\pi}{2}$.⁶ This gives the two distinct fixed points when $\theta_2 = \frac{\pi}{2}$ as

$$V^* = \begin{pmatrix} 0 & 0 & 1 \\ 0 & 1 & 0 \\ -1 & 0 & 0 \end{pmatrix} \quad \text{and} \quad \begin{pmatrix} 0 & 0 & 1 \\ -1 & 0 & 0 \\ 0 & -1 & 0 \end{pmatrix} \Leftrightarrow \begin{pmatrix} 0 & 0 & 1 \\ 1 & 0 & 0 \\ 0 & 1 & 0 \end{pmatrix},$$

where \Leftrightarrow denotes equivalence up to phase transformations of the fermions.

In summary, there are 6 fixed points of the the 1-loop RG flow in total and the mixing matrix V at these points is (up to phase transformations)

$$\begin{aligned} V_1^* &= \begin{pmatrix} 1 & 0 & 0 \\ 0 & 1 & 0 \\ 0 & 0 & 1 \end{pmatrix}, \quad (\theta_1^*, \theta_2^*, \theta_3^*) = (0, 0, 0); & \quad V_2^* &= \begin{pmatrix} 0 & 1 & 0 \\ -1 & 0 & 0 \\ 0 & 0 & 1 \end{pmatrix}, \quad (\theta_1^*, \theta_2^*, \theta_3^*) = (0, 0, \frac{\pi}{2}); \\ V_3^* &= \begin{pmatrix} 1 & 0 & 0 \\ 0 & 0 & 1 \\ 0 & -1 & 0 \end{pmatrix}, \quad (\theta_1^*, \theta_2^*, \theta_3^*) = (\frac{\pi}{2}, 0, 0); & \quad V_4^* &= \begin{pmatrix} 0 & 1 & 0 \\ 0 & 0 & 1 \\ 1 & 0 & 0 \end{pmatrix}, \quad (\theta_1^*, \theta_2^*, \theta_3^*) = (\frac{\pi}{2}, 0, \frac{\pi}{2}); \\ V_5^* &= \begin{pmatrix} 0 & 0 & 1 \\ 1 & 0 & 0 \\ 0 & 1 & 0 \end{pmatrix}, \quad (\theta_1^*, \theta_2^*, \theta_3^*) = \begin{cases} (0, \frac{\pi}{2}, \frac{\pi}{2}), \\ (\frac{\pi}{2}, \frac{\pi}{2}, 0); \end{cases} & \quad V_6^* &= \begin{pmatrix} 0 & 0 & 1 \\ 0 & -1 & 0 \\ 1 & 0 & 0 \end{pmatrix}, \quad (\theta_1^*, \theta_2^*, \theta_3^*) = \begin{cases} (0, \frac{\pi}{2}, 0), \\ (\frac{\pi}{2}, \frac{\pi}{2}, \frac{\pi}{2}). \end{cases} \end{aligned}$$

These are labeled 1 to 6 in the above order: with this labeling of the fixed points the situation can be visualised as shown in figure 2 below.

The six matrices $V_1^* - V_6^*$ actually form a group, they furnish a unitary representation of the symmetric group acting on three objects. As will be shown later, the appearance of this group is related to the fact that S_3 is the Weyl group of $SU(3)$ and these six points are also fixed points of the left action of the Cartan torus of $SU(3)$, $U(1) \times U(1)$, on the flag manifold $SU(3)/U(1) \times U(1)$.⁷

Note that the Jarlskog invariant [13]

$$\begin{aligned} \mathcal{J} &= \frac{i}{4} \det[Z', Z] = (y_3^2 - y_2^2)(y_2^2 - y_1^2)(y_1^2 - y_3^2)(y_3'^2 - y_2'^2)(y_2'^2 - y_1'^2)(y_1'^2 - y_3'^2)J, \\ &\quad \text{with} \quad J = \frac{1}{8} \sin 2\theta_1 \sin 2\theta_2 \sin 2\theta_3 \cos \theta_2 \sin(\phi_1 + \phi_2 + \phi_3) \\ &\quad \quad \quad = \frac{1}{8} \sin 2\theta_1 \sin 2\theta_2 \sin 2\theta_3 \cos \theta_2 \sin \delta, \end{aligned}$$

vanishes at all of the fixed points: there is no CP violation at any of the six fixed points.

⁶This line is a RG invariant space in $(U(1) \times U(1)) \backslash SU(3) / (U(1) \times U(1))$, it is a double coset $U(1) \backslash SU(2) / U(1)$.

⁷I am grateful to Charles Nash for the observation that the Weyl group of $SU(3)$ plays a central role here.

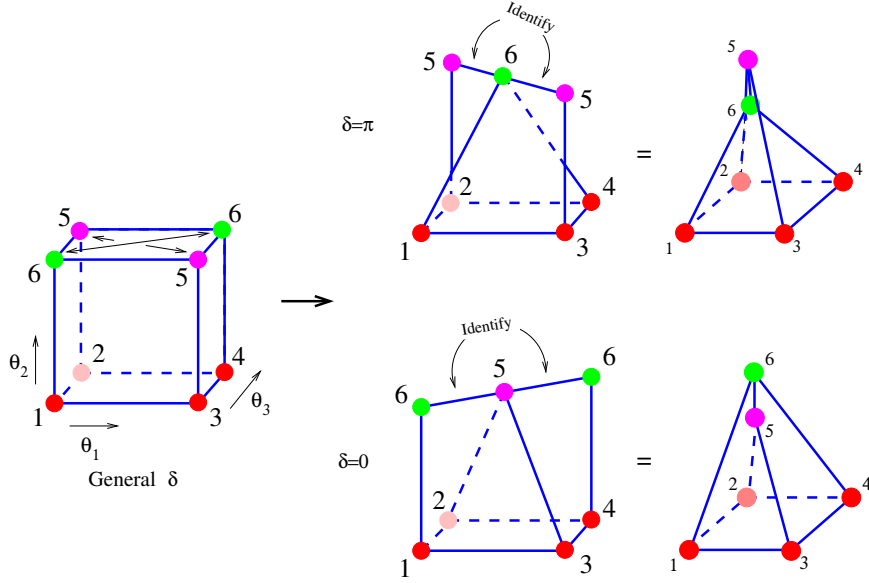


Figure 2: When $\delta = 0$ or π the $\theta_2 = \frac{\pi}{2}$ face of the cube degenerates to a line segment which is topologically equivalent to the line on the right of figure 1.

6 Operator mixing

The nature of each fixed point $(\theta_1^*, \theta_2^*, \theta_3^*)$ with $\delta = 0$ or π , whether attractive, repulsive or unstable, is determined by the eigenvalues of operator mixing matrix

$$\gamma_* = \left(\begin{array}{cccc} \frac{\partial \beta_1}{\partial \theta_1} & \frac{\partial \beta_1}{\partial \theta_2} & \frac{\partial \beta_1}{\partial \theta_3} & \frac{\partial \beta_1}{\partial \delta} \\ \frac{\partial \beta_2}{\partial \theta_1} & \frac{\partial \beta_2}{\partial \theta_2} & \frac{\partial \beta_2}{\partial \theta_3} & \frac{\partial \beta_2}{\partial \delta} \\ \frac{\partial \beta_3}{\partial \theta_1} & \frac{\partial \beta_3}{\partial \theta_2} & \frac{\partial \beta_3}{\partial \theta_3} & \frac{\partial \beta_3}{\partial \delta} \\ \frac{\partial \beta_\delta}{\partial \theta_1} & \frac{\partial \beta_\delta}{\partial \theta_2} & \frac{\partial \beta_\delta}{\partial \theta_3} & \frac{\partial \beta_\delta}{\partial \delta} \end{array} \right) \Big|_*$$

at the relevant fixed point; positive eigenvalues are repulsive in the UV and negative eigenvalues are attractive. But for $\theta_2 = \frac{\pi}{2}$, and $\delta = 0$ or π , $\frac{\partial \beta_\delta}{\partial \delta}$ is indeterminate, because the $(\theta_1, \theta_2, \theta_3, \delta)$ coordinates are singular there: better is to change coordinates to $(\theta_1, \theta_2, \theta_3, J)$ to use

$$\gamma_* = \left(\begin{array}{cccc} \frac{\partial \beta_1}{\partial \theta_1} & \frac{\partial \beta_1}{\partial \theta_2} & \frac{\partial \beta_1}{\partial \theta_3} & \frac{\partial \beta_1}{\partial J} \\ \frac{\partial \beta_2}{\partial \theta_1} & \frac{\partial \beta_2}{\partial \theta_2} & \frac{\partial \beta_2}{\partial \theta_3} & \frac{\partial \beta_2}{\partial J} \\ \frac{\partial \beta_3}{\partial \theta_1} & \frac{\partial \beta_3}{\partial \theta_2} & \frac{\partial \beta_3}{\partial \theta_3} & \frac{\partial \beta_3}{\partial J} \\ \frac{\partial \beta_J}{\partial \theta_1} & \frac{\partial \beta_J}{\partial \theta_2} & \frac{\partial \beta_J}{\partial \theta_3} & \frac{\partial \beta_J}{\partial J} \end{array} \right) \Big|_*, \quad (25)$$

where $\beta_J = \frac{dJ}{dt}$, and then $\frac{\partial \beta_J}{\partial J} \Big|_*$ is well defined for $\theta_2 = \frac{\pi}{2}$ and $\delta = 0$ or π . The eigenvalues of γ_* at the six fixed points (at 1-loop) are given in

appendix C.

In the following subsection we shall examine γ_* in more detail for the quark sector of the Standard Model.

6.1 The CKM matrix

In the quark sector the Standard Model hierarchy, $y_u^2 \ll y_c^2 \ll y_t^2$ and $y_d^2 \ll y_s^2 \ll y_b^2$, makes it a good approximation to set $z_1 = z_2 = z_3 = 1$ and $z'_1 = z'_2 = z'_3 = 1$. In this limit (21) and (22) reduce to

$$\beta_1 = \frac{3 \sin 2\theta_1}{64\pi^2} (y_t^2 + y_b^2 \cos^2 \theta_2), \quad (26)$$

$$\beta_2 = \frac{3 \sin 2\theta_2}{64\pi^2} (y_t^2 \cos^2 \theta_1 + y_b^2), \quad (27)$$

$$\beta_3 = \frac{3y_t^2}{64\pi^2} \left[\sin 2\theta_3 (\sin^2 \theta_1 - \cos^2 \theta_1 \sin^2 \theta_2) - 2 \cos \delta \cos^2 \theta_3 \sin 2\theta_1 \sin \theta_2 \right], \quad (28)$$

$$\beta_\delta = \frac{3y_t^2}{64\pi^2} \sin \delta \cot \theta_3 \sin 2\theta_1 \sin \theta_2. \quad (29)$$

Assuming the above hierarchy persists under RG flow of the Yukawa couplings, the signs of the eigenvalues at the fixed points can be read off by setting $\zeta_i = \zeta'_i = \frac{1}{2}$ in the expressions in appendix C. With $\widehat{\lambda}_i = \frac{32\pi^2}{3} \lambda_i$:

Fixed Point	$\widehat{\lambda}_1$	$\widehat{\lambda}_2$	$\widehat{\lambda}_3$	$\widehat{\lambda}_J$
1	$y_t^2 + y_b^2$	$y_t^2 + y_b^2$	0	$2(y_t^2 + y_b^2)$
2	$y_t^2 + y_b^2$	$y_t^2 + y_b^2$	0	$2(y_t^2 + y_b^2)$
3	$-(y_t^2 + y_b^2)$	y_b^2	y_t^2	0
4	$-(y_t^2 + y_b^2)$	y_b^2	$-y_t^2$	$-2y_t^2$

for the fixed points 1-4. For the fixed points 5 and 6 it is better to rotate the coordinates in the $\theta_1 - \theta_3$ plane to $\theta_+ = \theta_3 + \theta_1$ and $\theta_- = \theta_3 - \theta_1$ (see appendix C) and $\lambda_\pm = \left. \frac{\partial \theta_\pm}{\partial \theta_\pm} \right|_*$ are eigenvalues. For the fixed point 5, the directions along the edges 25 and 35 in figure 2 are eigendirections near the point 5; and for the fixed point 6, the directions along the edges 16 and 46 are eigendirections near the point 6: the corresponding eigenvalues are labelled λ_{25} , λ_{35} , λ_{16} and λ_{46} in the table below:

Fixed Point	$\widehat{\lambda}_\pm$	$\widehat{\lambda}_{25,16}$	$\widehat{\lambda}_{35,46}$	$\widehat{\lambda}_J$
5	y_t^2	$-(y_t^2 + y_b^2)$	$-y_b^2$	$-2y_b^2$
6	$-y_t^2$	$-(y_t^2 + y_b^2)$	$-y_b^2$	$-2(y_t^2 + y_b^2)$

for the fixed points 5 and 6.

Thus fixed point 6 is fully attractive in the UV in this limit. One could fill in the zeros by relaxing the conditions $z_i = z'_i = 1$. For example letting z_1 and z'_1 deviate slightly from unity, keeping $z_2 = z_3 = z'_2 = z'_3 = 1$, gives $\lambda_3 = \frac{3}{32\pi^2}(y_c^2 + y_s^2)$ at the fixed point 1 and $\lambda_3 = -\frac{3}{32\pi^2}(y_c^2 + y_s^2)$ at the fixed point 2: in particular this choice makes fixed point 1 fully repulsive in the UV direction, but higher loops could modify this conclusion.

7 Fixed points at all orders

It is not a coincidence that the 6 fixed points of the 1-loop RG equations for the mixing angles and phase coincide with the 6 elements of the Weyl group of $SU(3)$ that are fixed points of the left action of the Cartan torus $[U(1) \times U(1)]_L$ on the flag manifold $SU(3)/U(1) \times U(1)$: indeed it can be argued that this must be true to all orders in perturbation theory, and even non-perturbatively, if it is assumed that the action of $[U(1) \times U(1)]_L$ on the flag manifold $SU(3)/U(1) \times U(1)$ commutes with the RG.

Let $\Theta = (\theta_1, \theta_2, \theta_3, \phi_1, \phi_2, \phi_3)$ be a point in $SU(3)/U(1) \times U(1)$ in an arbitrary gauge (in the sense of the energy dependence of the fermion phases), and let $\varphi(\Theta)$ be an infinitesimal RG transformation of Θ . Let Θ^* be a fixed point of $[U(1) \times U(1)]_L$, so $\mathbf{t}(\Theta^*) = \Theta^*$ for some $\mathbf{t} \in [U(1) \times U(1)]_L$. If Θ^* were not a RG fixed point, it could be moved to an infinitesimally close point $\varphi(\Theta^*) \neq \Theta^*$ with a RG transformation, φ . Demanding that $\mathbf{t} \circ \varphi(\Theta^*) = \varphi \circ \mathbf{t}(\Theta^*) = \varphi(\Theta^*)$ then implies that $\varphi(\Theta^*)$ is also left invariant by \mathbf{t} . But the 6 fixed points of $[U(1) \times U(1)]_L$ are isolated, so there are no other fixed points of $[U(1) \times U(1)]_L$ infinitesimally close to Θ^* . Hence $\varphi(\Theta^*) = \Theta^*$ and Θ^* must be a RG fixed point.⁸

This argument does not preclude the possibility that there are fixed points of the RG that are not fixed points of the left action of $[U(1) \times U(1)]_L$, but any fixed point of $[U(1) \times U(1)]_L$ must be a fixed point of the RG. This must even be true non-perturbatively; all that has been assumed is that $[U(1) \times U(1)]_L$ commutes with the RG.

8 Discussion

It has been shown that 1-loop running of the mixing angles and the CP-violating phase for the Standard Model with three generations gives rise to six RG fixed points. These six points are related to the Weyl group of $SU(3)$, whose elements correspond to fixed points of the left action of the Cartan torus on $SU(3)/U(1) \times U(1)$. The same analysis applies to both the

⁸Again I thank Charles Nash for pointing out the significance of the fact that these actions commute for the fixed points. The version of the argument presented here was used in the context of modular symmetry and the quantum Hall effect in [20].

quark sector and the leptonic sector with three right-handed, gauge singlet, Weyl (but not Majorana) neutrinos.

Unfortunately the analysis presented here is not directly relevant to the physics of the Standard Model. The observed magnitudes of the Yukawa couplings are so small that the 1-loop running of the CKM parameters in the UV direction is so slow that there are no significant physical effects even up to the largest conceivable energies. Only massless RG running has been considered here, so the present analysis is only relevant for energies significantly above the Higgs and t -quark masses, a few hundred GeV and higher. In the IR direction one would need to include the effect of masses and take into account the fact that particles drop out of the running as the energy falls below their mass threshold. It is not the case that θ_1, θ_2 and θ_3 are all driven to zero in the IR in the Standard Model hierarchy, rather they will freeze at their observed values for energies below a few hundred GeV.

Nevertheless the analysis could be useful for more formal aspects of the theory. For example the idea of gradient flow [21] requires introducing a metric on the space of couplings and a natural metric on the double coset $U(1) \times U(1) \backslash SU(3) / U(1) \times U(1)$ can be obtained from the restriction of the $SU(3)$ -invariant metric on the flag manifold, this could be direction of future investigations.

The ideas presented here could also be relevant to models beyond the Standard Model: dark matter could arise from a gauge theory, similar to the Standard Model, with a portal to the Standard Model Higgs but with no coupling to the photon. If there were N_g dark generations of chiral fermions with Yukawa couplings, the mixing angles and CP-violating phases would be parameterised by $U(1)^{N_g-1} \backslash SU(N_g) / U(1)^{N_g-1}$ which has dimension $(N_g - 1)^2$, consisting of $\frac{1}{2}N_g(N_g - 1)$ angles and $\frac{1}{2}(N_g - 1)(N_g - 2)$ CP-violating phases. The left action of $U(1)^{N_g-1}$ has N_g factorial fixed points, corresponding to the the Weyl group of $SU(N_g)$ (which is the symmetric group acting on N_g objects, S_{N_g}) and these will be fixed points of the RG. If the relevant Yukawa couplings were large enough the system could be driven in the infra-red toward significant CP-violation before the running cuts off due to masses, giving a possible explanation of the observed CP-violation in our Universe.

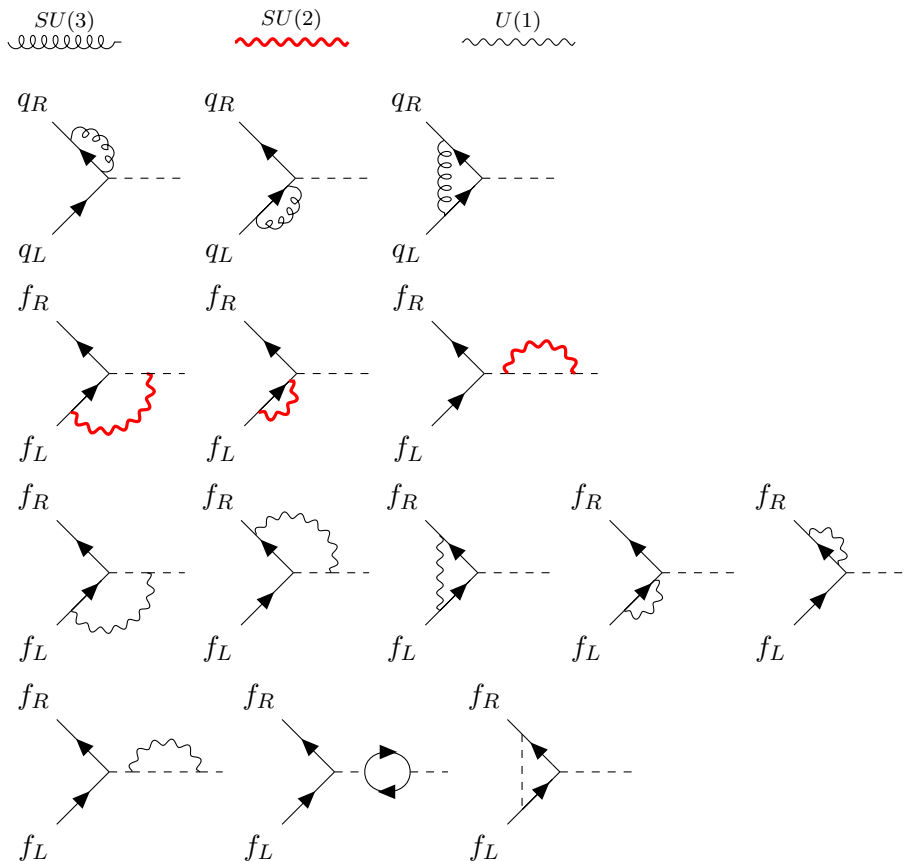
The present work has not considered Majorana fermions, which would introduce more parameters and masses. Such an analysis would be more involved but, at least in principle, could be tackled using similar techniques: this is left for future work.

It is a pleasure to thank Charles Nash and Denjoe O'Connor for useful conversations on invariants of multi-matrix systems and fixed points.

The manipulations necessary to derive the polynomials P and Q and the operator mixing matrix were all performed using the symbolic manipulation software MathematicaTM.

A Feynman diagrams

The 1-loop Feynman diagrams that contribute to the running of the Yukawa couplings are shown below.



B The polynomials P and Q

The polynomial P and Q in equations (21) and (22) are

$$\begin{aligned}
P_1^{11} &= \sin 2\theta_1 \cos^2 \theta_3 - \cos \delta \sin^2 \theta_1 \sin \theta_2 \sin 2\theta_3, \\
P_1^{21} &= \sin 2\theta_1 \sin^2 \theta_3 + \cos \delta \sin^2 \theta_1 \sin \theta_2 \sin 2\theta_3, \\
P_1^{12} &= \cos \delta \sin 2\theta_3 \sin \theta_2, \\
P_1^{22} &= -\cos \delta \sin 2\theta_3 \sin \theta_2, \\
Q_1^{11} &= \sin 2\theta_1 (\cos^2 \theta_3 - \sin^2 \theta_2 \sin^2 \theta_3) + \cos \delta \cos 2\theta_1 \sin \theta_2 \sin 2\theta_3, \\
Q_1^{21} &= \sin 2\theta_1 \sin^2 \theta_2 \sin^2 \theta_3 + \cos \delta \sin^2 \theta_1 \sin \theta_2 \sin 2\theta_3, \\
Q_1^{31} &= -\sin 2\theta_1 \sin^2 \theta_2 \sin^2 \theta_3 + \cos \delta \cos^2 \theta_1 \sin \theta_2 \sin 2\theta_3, \\
Q_1^{12} &= \sin 2\theta_1 (\sin^2 \theta_3 - \sin^2 \theta_2 \cos^2 \theta_3) - \cos \delta \cos 2\theta_1 \sin \theta_2 \sin 2\theta_3, \\
Q_1^{22} &= \sin 2\theta_1 \sin^2 \theta_2 \cos^2 \theta_3 - \cos \delta \sin^2 \theta_1 \sin \theta_2 \sin 2\theta_3, \\
Q_1^{32} &= -\sin 2\theta_1 \sin^2 \theta_2 \cos^2 \theta_3 - \cos \delta \cos^2 \theta_1 \sin \theta_2 \sin 2\theta_3. \\
\\
P_2^{11} &= -\sin 2\theta_2 \sin^2 \theta_3 \sin^2 \theta_1 + \frac{1}{2} \cos \delta \cos \theta_2 \sin 2\theta_3 \sin 2\theta_1, \\
P_2^{21} &= -\sin 2\theta_2 \cos^2 \theta_3 \sin^2 \theta_1 - \frac{1}{2} \cos \delta \cos \theta_2 \sin 2\theta_3 \sin 2\theta_1, \\
P_2^{12} &= \sin 2\theta_2 \sin^2 \theta_3, \\
P_2^{22} &= \sin 2\theta_2 \cos^2 \theta_3, \\
Q_2^{21} &= \sin 2\theta_2 \sin^2 \theta_3 \cos^2 \theta_1 + \frac{1}{2} \cos \delta \cos \theta_2 \sin 2\theta_3 \sin 2\theta_1, \\
Q_2^{31} &= \sin 2\theta_2 \sin^2 \theta_3 \sin^2 \theta_1 - \frac{1}{2} \cos \delta \cos \theta_2 \sin 2\theta_3 \sin 2\theta_1, \\
Q_2^{22} &= \sin 2\theta_2 \cos^2 \theta_3 \cos^2 \theta_1 - \frac{1}{2} \cos \delta \cos \theta_2 \sin 2\theta_3 \sin 2\theta_1, \\
Q_2^{32} &= \sin 2\theta_2 \cos^2 \theta_3 \sin^2 \theta_1 + \frac{1}{2} \cos \delta \cos \theta_2 \sin 2\theta_3 \sin 2\theta_1. \\
\\
P_3^{11} &= \sin 2\theta_3 \sin^2 \theta_1 \sin^2 \theta_2 - \cos \delta \cos^2 \theta_3 \sin 2\theta_1 \sin \theta_2, \\
P_3^{21} &= -\sin 2\theta_3 \sin^2 \theta_1 \sin^2 \theta_2 - \cos \delta \sin^2 \theta_3 \sin 2\theta_1 \sin \theta_2, \\
P_3^{31} &= \sin 2\theta_3 (\sin^2 \theta_1 \sin^2 \theta_2 - \cos^2 \theta_1) - \cos \delta \cos 2\theta_3 \sin 2\theta_1 \sin \theta_2, \\
P_3^{12} &= -\sin 2\theta_3 \sin^2 \theta_2, \\
P_3^{22} &= \sin 2\theta_3 \sin^2 \theta_2, \\
P_3^{32} &= \sin 2\theta_3 \cos^2 \theta_2, \\
Q_3^{21} &= -\sin 2\theta_3 \sin^2 \theta_1 - \cos \delta \sin^2 \theta_3 \sin 2\theta_1 \sin \theta_2, \\
Q_3^{31} &= -\sin 2\theta_3 \cos^2 \theta_1 + \cos \delta \sin^2 \theta_3 \sin 2\theta_1 \sin \theta_2, \\
Q_3^{22} &= \sin 2\theta_3 \sin^2 \theta_1 - \cos \delta \cos^2 \theta_3 \sin 2\theta_1 \sin \theta_2, \\
Q_3^{32} &= \sin 2\theta_3 \cos^2 \theta_1 + \cos \delta \cos^2 \theta_3 \sin 2\theta_1 \sin \theta_2.
\end{aligned}$$

$$\begin{aligned}
P_\delta^{11} &= \frac{\cot \theta_3 \tan \theta_1}{\sin \theta_2} \left[\cos 2\theta_3 (1 - \sin^2 \theta_1 \cos^2 \theta_2) + (3 \cos^2 \theta_1 \sin^2 \theta_2 - \cos^2 \theta_1 - \sin^2 \theta_2) \right], \\
P_\delta^{21} &= \frac{\tan \theta_3 \tan \theta_1}{\sin \theta_2} \left[\cos 2\theta_3 (1 - \sin^2 \theta_1 \cos^2 \theta_2) - (3 \cos^2 \theta_1 \sin^2 \theta_2 - \cos^2 \theta_1 - \sin^2 \theta_2) \right], \\
P_\delta^{12} &= -2 \sin 2\theta_3 \cot 2\theta_1 \sin \theta_2, \\
P_\delta^{22} &= 2 \sin 2\theta_3 \cot 2\theta_1 \sin \theta_2, \\
P_\delta^{31} &= \frac{2 \sin 2\theta_1 \sin \theta_2}{\sin 2\theta_3}, \\
Q_\delta^{11} &= -\frac{2 \sin 2\theta_3 \sin \theta_2}{\sin 2\theta_1}, \\
Q_\delta^{21} &= -\frac{\tan \theta_3 \tan \theta_1}{\sin \theta_2} \left[\cos 2\theta_3 (\cos^2 \theta_1 \cos^2 \theta_2 - \sin^2 \theta_2) - \sin^2 \theta_1 \sin^2 \theta_2 + \cos^2 \theta_1 \right], \\
Q_\delta^{31} &= \frac{\tan \theta_3 \cot \theta_1}{\sin \theta_2} \left[\cos 2\theta_3 (\sin^2 \theta_1 \cos^2 \theta_2 - \sin^2 \theta_2) - \cos^2 \theta_1 \sin^2 \theta_2 + \sin^2 \theta_1 \right], \\
Q_\delta^{12} &= \frac{2 \sin 2\theta_3 \sin \theta_2}{\sin 2\theta_1}, \\
Q_\delta^{22} &= -\frac{\cot \theta_3 \tan \theta_1}{\sin \theta_2} \left[\cos 2\theta_3 (\cos^2 \theta_1 \cos^2 \theta_2 - \sin^2 \theta_2) + \sin^2 \theta_1 \sin^2 \theta_2 - \cos^2 \theta_1 \right], \\
Q_\delta^{32} &= \frac{\cot \theta_3 \cot \theta_1}{\sin \theta_2} \left[\cos 2\theta_3 (\sin^2 \theta_1 \cos^2 \theta_2 - \sin^2 \theta_2) + \cos^2 \theta_1 \sin^2 \theta_2 - \sin^2 \theta_1 \right]
\end{aligned}$$

(all other P s and Q s vanish).

Observe that

$$\begin{aligned}
\sum_{k=1}^3 \sum_{h=1}^2 P_1^{kh} &= \sin 2\theta_1, & \sum_{k=1}^3 \sum_{h=1}^2 Q_1^{kh} &= \sin 2\theta_1 \cos^2 \theta_2, \\
\sum_{k=1}^3 \sum_{h=1}^2 P_2^{kh} &= \sin 2\theta_2 \cos^2 \theta_1, & \sum_{k=1}^3 \sum_{h=1}^2 Q_2^{kh} &= \sin 2\theta_2, \\
\sum_{k=1}^3 \sum_{h=1}^2 P_3^{kh} &= \sin 2\theta_3 (\sin^2 \theta_1 - \cos^2 \theta_1 \sin^2 \theta_2) - 2 \cos \delta \cos^2 \theta_3 \sin 2\theta_1 \sin \theta_2, \\
\sum_{k=1}^3 \sum_{h=1}^2 Q_3^{kh} &= 0, \\
\sum_{k=1}^3 \sum_{h=1}^2 P_\delta^{kh} &= \cot \theta_3 \sin 2\theta_1 \sin \theta_2, & \sum_{k=1}^3 \sum_{h=1}^2 Q_\delta^{kh} &= 0.
\end{aligned}$$

We also note that $\dot{\theta}_2 = 0$ when $\theta_2 = \frac{\pi}{2}$, so $\theta_2 = \frac{\pi}{2}$ is an invariant hypersurface of the RG flow in $(\theta_1, \theta_2, \theta_3, \delta)$ -space.

C Operator mixing

This appendix gives the eigenvalues of the operator mixing matrix γ_* at each of the six fixed points. For convenience we define

$$\zeta_{jk} = \frac{z_k}{z'_j(1+z_k)} \quad \text{and} \quad \zeta'_{jk} = \frac{z'_k}{z_j(1+z'_k)}, \quad (30)$$

as these combinations appear frequently and this notation tidies up the formulae.

On the $\theta_2 = 0$ hypersurface it is straightforward to calculate the eigenvalues of γ at the fixed points: γ_* in (25) is diagonal in $(\theta_1, \theta_2, \theta_3, J)$ coordinates at the four fixed points 1, 2, 3 and 4 and the eigenvalues are just the four diagonal elements.

For the two fixed points on the $\theta_3 = \frac{\pi}{2}$ hypersurfaces the situation is rather more subtle. First rotate the θ_1 - θ_3 plane is through 45° , to $\theta_+ = \theta_3 + \theta_1$, $\theta_- = \theta_3 - \theta_1$, then at the fixed points 5 and 6, γ_* diagonal. However, expressing $\frac{\partial J}{\partial \delta}$ in terms of δ , the four choices $(\theta_1^*, \theta_2^*, \theta_3^*, \delta^*) = (0, \frac{\pi}{2}, \frac{\pi}{2}, 0)$, $(0, \frac{\pi}{2}, \frac{\pi}{2}, \pi)$, $(\frac{\pi}{2}, \frac{\pi}{2}, 0, 0)$ and $(\frac{\pi}{2}, \frac{\pi}{2}, 0, \pi)$ give the same physical mixing matrix $V_{*,5}$, but with different γ_* for the fixed point 5; similarly the four choices $(\theta_1^*, \theta_2^*, \theta_3^*, \delta^*) = (0, \frac{\pi}{2}, 0, 0)$, $(0, \frac{\pi}{2}, 0, \pi)$, $(\frac{\pi}{2}, \frac{\pi}{2}, \frac{\pi}{2}, 0)$ and $(\frac{\pi}{2}, \frac{\pi}{2}, \frac{\pi}{2}, \pi)$, give the same physical mixing matrix $V_{*,6}$ but with different γ_* for the fixed point 6: the differences lie in the fact that the eigenvalues are permuted, and some signs are changed. This is due to the singularity when $\theta_2 = \frac{\pi}{2}$ and $\delta = 0$ or π described in section 5: the space of physical mixing matrices when $\theta_2 = \frac{\pi}{2}$, $\delta = 0, \pi$ is only 1-dimensional, not 2-dimensional.

To unravel this consider γ_* in $(\theta_+, \theta_-, \theta_2)$ coordinates on the hypersurface $\theta_2 = \frac{\pi}{2}$. In the left-hand diagram in figure 2, $\theta_+ = \frac{\pi}{2}$ at the two vertices corresponding to fixed point 5 (purple), but θ_- is different at these two vertices, it is not a good coordinate there: similarly $\theta_- = 0$ at the two vertices corresponding to fixed point 6 (green), but θ_+ is different at these two vertices. We therefore use θ_+ for fixed point 5 and θ_- for fixed point 6.

From (21) and appendix B:

$$\beta_+ = \frac{d\theta_+}{dt} = \frac{3}{32\pi^2} [y_3'^2 (\zeta'_{11} - \zeta'_{12}) - y_3^2 \zeta_{31}] \sin 2\theta_+ \quad \text{for} \quad \theta_2 = \frac{\pi}{2}, \delta = 0;$$

$$\beta_- = \frac{d\theta_-}{dt} = \frac{3}{32\pi^2} [y_3'^2 (\zeta'_{11} - \zeta'_{12}) - y_3^2 \zeta_{31}] \sin 2\theta_- \quad \text{for} \quad \theta_2 = \frac{\pi}{2}, \delta = \pi,$$

and

$$\frac{\partial \beta_+}{\partial \theta_+} = \frac{3}{16\pi^2} [y_3'^2 (\zeta'_{11} - \zeta'_{12}) - y_3^2 \zeta_{31}] \cos 2\theta_+ \quad \text{for} \quad \theta_2 = \frac{\pi}{2}, \delta = 0;$$

$$\frac{\partial \beta_-}{\partial \theta_-} = \frac{3}{16\pi^2} [y_3'^2 (\zeta'_{11} - \zeta'_{12}) - y_3^2 \zeta_{31}] \cos 2\theta_- \quad \text{for} \quad \theta_2 = \frac{\pi}{2}, \delta = \pi.$$

Using $\theta_+ = \frac{\pi}{2}$ for fixed point 5 and $\theta_- = 0$ for fixed point 6 yields

$$\lambda_+ = \left. \frac{\partial \beta_+}{\partial \theta_+} \right|_{\theta_+ = \frac{\pi}{2}} = \frac{3}{16\pi^2} [y_3'^2 (\zeta'_{12} - \zeta'_{11}) + y_3^2 \zeta_{31}] \quad \text{at fixed point 5;}$$

$$\lambda_- = \left. \frac{\partial \beta_-}{\partial \theta_-} \right|_{\theta_- = 0} = -\frac{3}{16\pi^2} [y_3'^2 (\zeta'_{12} - \zeta'_{11}) + y_3^2 \zeta_{31}] \quad \text{at fixed point 6.}$$

For the $\lambda_2 = \left. \frac{\partial \beta_2}{\partial \theta_2} \right|_*$ on the $\theta_2 = \frac{\pi}{2}$ hypersurface, $\delta = 0$ and $\delta = \pi$ give identical eigenvalues, but $\theta_* = (0, \frac{\pi}{2}, \frac{\pi}{2})$ and $\theta_* = (\frac{\pi}{2}, \frac{\pi}{2}, 0)$ give different eigenvalues for λ_2 at fixed point 5 and $\theta_* = (0, \frac{\pi}{2}, 0)$ and $\theta_* = (\frac{\pi}{2}, \frac{\pi}{2}, \frac{\pi}{2})$ give different eigenvalues for λ_2 at fixed point 6. The reason for this can be again understood from figure 2: for fixed point 5 one eigenvalue is from the direction of the 2-5 edge and the other from the direction of the 3-5 edge; for fixed point 6 one eigenvalue is from the direction of the 1-6 edge and the other from the direction of the 4-6 edge: these are labelled accordingly below.

The four eigenvalues of γ_* at each of the fixed points 1-6 obtained from this strategy are:

1) $(\theta_1^*, \theta_2^*, \theta_3^*, J^*) = (0, 0, 0, 0)$

$$\lambda_1 = \frac{3}{16\pi^2} (y_3^2 \zeta_{11} + y_3'^2 \zeta'_{11}),$$

$$\lambda_2 = \frac{3}{16\pi^2} (y_3^2 \zeta_{22} + y_3'^2 \zeta'_{22}),$$

$$\lambda_3 = -\frac{3}{16\pi^2} [y_3^2 (\zeta_{31} - \zeta_{32}) + y_3'^2 (\zeta'_{31} - \zeta'_{32})],$$

$$\lambda_J = \frac{3}{16\pi^2} [y_3^2 (\zeta_{11} + \zeta_{22} - \zeta_{31} + \zeta_{32}) + y_3'^2 (\zeta'_{11} + \zeta'_{22} - \zeta'_{31} + \zeta'_{32})];$$

2) $(\theta_1^*, \theta_2^*, \theta_3^*, J^*) = (0, 0, \frac{\pi}{2}, 0)$

$$\begin{aligned}\lambda_1 &= \frac{3}{16\pi^2} (y_3^2 \zeta_{21} + y_3'^2 \zeta'_{12}), \\ \lambda_2 &= \frac{3}{16\pi^2} (y_3^2 \zeta_{12} + y_3'^2 \zeta'_{21}), \\ \lambda_3 &= \frac{3}{16\pi^2} [y_3^2 (\zeta_{31} - \zeta_{32}) + y_3'^2 (\zeta'_{31} - \zeta'_{32})], \\ \lambda_J &= \frac{3}{16\pi^2} [y_3^2 (\zeta_{12} + \zeta_{21} + \zeta_{31} - \zeta_{32}) + y_3'^2 (\zeta'_{12} + \zeta'_{21} + \zeta'_{31} - \zeta'_{32})];\end{aligned}$$

3) $(\theta_1^*, \theta_2^*, \theta_3^*, J^*) = (\frac{\pi}{2}, 0, 0, 0)$

$$\begin{aligned}\lambda_1 &= -\frac{3}{16\pi^2} (y_3^2 \zeta_{11} + y_3'^2 \zeta'_{11}), \\ \lambda_2 &= \frac{3}{16\pi^2} [y_3^2 (\zeta_{22} - \zeta_{21}) + y_3'^2 \zeta'_{32}], \\ \lambda_3 &= \frac{3}{16\pi^2} [y_3^2 \zeta_{32} + y_3'^2 (\zeta'_{22} - \zeta'_{21})], \\ \lambda_J &= -\frac{3}{16\pi^2} [y_3^2 (\zeta_{11} - \zeta_{22} + \zeta_{21} - \zeta_{32}) + y_3'^2 (\zeta'_{11} - \zeta'_{22} + \zeta'_{21} - \zeta'_{32})];\end{aligned}$$

4) $(\theta_1^*, \theta_2^*, \theta_3^*, J^*) = (\frac{\pi}{2}, 0, \frac{\pi}{2}, 0)$

$$\begin{aligned}\lambda_1 &= -\frac{3}{16\pi^2} (y_3^2 \zeta_{21} + y_3'^2 \zeta'_{12}), \\ \lambda_2 &= -\frac{3}{16\pi^2} [y_3^2 (\zeta_{11} - \zeta_{12}) - y_3'^2 \zeta'_{31}], \\ \lambda_3 &= -\frac{3}{16\pi^2} [y_3^2 \zeta_{32} + y_3'^2 (\zeta'_{22} - \zeta'_{21})], \\ \lambda_J &= -\frac{3}{16\pi^2} [y_3^2 (\zeta_{11} - \zeta_{12} + \zeta_{21} + \zeta_{32}) + y_3'^2 (\zeta'_{22} + \zeta'_{12} - \zeta'_{21} - \zeta'_{31})];\end{aligned}$$

5) $(\theta_1^*, \theta_2^*, \theta_3^*, J^*) = (0, \frac{\pi}{2}, \frac{\pi}{2}, 0)$ or $(\frac{\pi}{2}, \frac{\pi}{2}, 0, 0)$

$$\begin{aligned}\lambda_+ &= \frac{3}{16\pi^2} [y_3^2 \zeta_{31} - y_3'^2 (\zeta'_{11} - \zeta'_{12})], \\ \lambda_{25} &= -\frac{3}{16\pi^2} (y_3^2 \zeta_{12} + y_3'^2 \zeta'_{21}), \\ \lambda_{35} &= \frac{3}{16\pi^2} [y_3^2 (\zeta_{21} - \zeta_{22}) - y_3'^2 \zeta'_{32}], \\ \lambda_J &= -\frac{3}{16\pi^2} [y_3^2 (\zeta_{22} + \zeta_{12} - \zeta_{21} - \zeta_{31}) + y_3'^2 (\zeta'_{11} - \zeta'_{12} + \zeta'_{21} + \zeta'_{32})];\end{aligned}$$

$$\mathbf{6)} \quad (\theta_1^*, \theta_2^*, \theta_3^*, J^*) = (0, \frac{\pi}{2}, 0, \pi) \quad \text{or} \quad (\frac{\pi}{2}, \frac{\pi}{2}, \frac{\pi}{2}, \pi)$$

$$\lambda_- = -\frac{3}{16\pi^2} [y_3^2 \zeta_{31} - y_3'^2 (\zeta'_{11} - \zeta'_{12})],$$

$$\lambda_{16} = -\frac{3}{16\pi^2} [y_3^2 \zeta_{22} + y_3'^2 \zeta'_{22}],$$

$$\lambda_{46} = \frac{3}{16\pi^2} [y_3^2 (\zeta_{11} - \zeta_{12}) - y_3'^2 \zeta'_{31}],$$

$$\lambda_J = \frac{3}{16\pi^2} [y_3^2 (\zeta_{11} - \zeta_{22} - \zeta_{12} - \zeta_{31}) + y_3'^2 (\zeta'_{11} - \zeta'_{22} - \zeta'_{12} - \zeta'_{31})].$$

The trace of γ_* at the 6 fixed points is

$$Tr(\gamma_{*,1}) = \frac{3}{8\pi^2} [y_3^2 (\zeta_{11} + \zeta_{22} - \zeta_{31} + \zeta_{32}) + y_3'^2 (\zeta'_{11} + \zeta'_{22} - \zeta'_{31} + \zeta'_{32})],$$

$$Tr(\gamma_{*,2}) = \frac{3}{8\pi^2} [y_3^2 (\zeta_{12} + \zeta_{21} + \zeta_{31} - \zeta_{32}) + y_3'^2 (\zeta'_{12} + \zeta'_{21} + \zeta'_{31} - \zeta'_{32})],$$

$$Tr(\gamma_{*,3}) = \frac{3}{8\pi^2} [y_3^2 (-\zeta_{11} - \zeta_{21} + \zeta_{22} + \zeta_{32}) + y_3'^2 (-\zeta'_{11} - \zeta'_{21} + \zeta'_{22} + \zeta'_{32})],$$

$$Tr(\gamma_{*,4}) = \frac{3}{8\pi^2} [y_3^2 (-\zeta_{11} + \zeta_{12} - \zeta_{21} - \zeta_{32}) + y_3'^2 (-\zeta'_{12} - \zeta'_{22} + \zeta'_{21} + \zeta'_{31})],$$

$$Tr(\gamma_{*,5}) = \frac{3}{8\pi^2} [y_3^2 (-\zeta_{12} - \zeta_{22} + \zeta_{21} + \zeta_{31}) + y_3'^2 (-\zeta'_{11} + \zeta'_{12} - \zeta'_{21} - \zeta'_{32})],$$

$$Tr(\gamma_{*,6}) = \frac{3}{8\pi^2} [y_3^2 (\zeta_{11} - \zeta_{12} - \zeta_{22} - \zeta_{31}) + y_3'^2 (\zeta'_{11} - \zeta'_{12} - \zeta'_{22} - \zeta'_{31})].$$

The total sum of the 6 traces above vanishes:

$$\sum_{\alpha=1}^6 Tr(\gamma_{*,\alpha}) = 0.$$

References

- [1] H.D. Politzer, Reliable perturbative results for strong interactions, *Phys. Rev. Lett.* **30** (1973) 1346.
- [2] D.J. Gross and F. Wilczek, Ultraviolet behavior of non-abelian gauge theories, *Phys. Rev. Lett.*, **30** (1973) 1343.
- [3] Y. Tang, Vacuum Stability in the Standard Model, *Mod. Phys. Lett. A* **28** (2013) 1330002, arXiv:1301.5812.
- [4] F. Bezrukov and M. Shaposhnikov, Why should we care about the top quark Yukawa coupling? *J. Exp. Theor. Phys.* **120** (2015) 335, arXiv:1411.1923.
- [5] M. Kobayashi and T. Maskawa, CP-violation in the renormalizable theory of weak interaction, *Prog. Theor. Phys.* **49** (1973) 652.

- [6] C. Balzereit, T Hansmann, T. Mannel and B. Plümper, The Renormalization Group Evolution of the CKM Matrix, *Eur. Phys. J.* **C9** (1999) 197, arXiv:hep-ph/9810350.
- [7] A. Denner and T. Sack, Renormalization of the quark mixing matrix *Nucl. Phys.* **B 347** (1990) 203.
- [8] A. Pilaftsis, Gauge and scheme dependence of mixing matrix renormalization *Phys. Rev.* **D65** (2002) 115013, arXiv:hep-ph/0203210.
- [9] Y. Grossman, A. Ismail, J.T. Ruderman and T-H. Tsai, CKM substructure from the weak to the Planck scale, *JHEP* **06** (2022) 065, arXiv:2201.10561 [hep-ph].
- [10] A.F. Pikelner and V.N. Velizhani, Yukawa coupling beta-functions in the Standard Model at three loops, *Phys. Lett.* **B722** (2013) 336.
- [11] A.V. Bednyakov, A.F. Pikelner and V.N. Velizhanin, Three-loop SM beta-functions for matrix Yukawa couplings, *Phys. Lett.* **B737** (2014) 129, arXiv:1406.7171[hep-ph].
- [12] F. Herren, L. Mihaila and M. Steinhauser, Gauge and Yukawa coupling beta functions of two-Higgs-doublet models to three-loop order, *Phys. Rev.* **D97** (2018) 015016 ; (E) *Phys. Rev.* **D101** (2020), arXiv:1712.06614[hep-ph].
- [13] C. Jarlskog, Commutator of the Quark Mass Matrices in the Standard Electroweak Model and a Measure of Maximal CP Nonconservation, *Phys. Rev. Lett.* **55** (1985) 1039.
- [14] B. Pontecorvo, Inverse beta processes and nonconservation of lepton charge, *Zhurnal Éksperimental'noĭ i Teoreticheskoi Fiziki.* (1957) **34** 247, (*Soviet Physics JETP*, **7** (1958) 172).
- [15] Z. Maki, M. Nakagawa and S. Sakata, Remarks on the unified model of elementary particles, *Prog. Theor. Phys.* **28** (1962) 870.
- [16] J. Schechter and J.W.F. Valle, Neutrino masses in $SU(2)U(1)$ theories, *Phys. Rev.* **22** (1980) 2227.
- [17] P. Ramond, *Journeys Beyond the Standard Model*, Avalon Publishing (2003).
- [18] V. M. Buchstaber and S. Terzić, *The foundations of $(2n, k)$ - manifolds*, *Sbornik: Mathematics*, **210** (2019) 508.

- [19] L.L. Chau and W.-Y. Keung, W.-Y, Comments on the Parametrization of the Kobayashi-Maskawa Matrix, *Phys. Rev. Lett.* **53**, 1802 (1984) .
- [20] B.P. Dolan. Duality and The Modular Group in the Quantum Hall Effect, *J. Phys.* **A32** (1999) L243, arXiv:cond-mat/9805171.
- [21] D.J. Wallace and R.K.P. Zia, Gradient flow and the renormalisation group, *Phys. Lett.* **48A** (1974) 325; Gradient properties of the renormalisation group equations in multicomponent systems *Ann. Phys.* **92** (1975) 142.