

Causal-Enhanced AI Agents for Medical Research Screening

Duc Ngo^{†,*}, Arya Rahgozar^{† ‡}

[†] University of Ottawa

[‡] The Ottawa Hospital

Keywords: chatbot, GPT, CDSS, medical, Workflow Automation

Abstract

Systematic reviews are essential for evidence-based medicine, but reviewing 1.5 million+ annual publications manually is infeasible. Current AI approaches suffer from hallucinations in systematic review tasks, with studies reporting rates ranging from 28-40% for earlier models to 2-15% for modern implementations which is unacceptable when errors impact patient care.

We present a causal graph-enhanced retrieval-augmented generation system integrating explicit causal reasoning with dual-level knowledge graphs. Our approach enforces evidence-first protocols where every causal claim traces to retrieved literature and automatically generates directed acyclic graphs visualizing intervention-outcome pathways.

Evaluation on 234 dementia exercise abstracts shows CausalAgent achieves 95% accuracy, 100% retrieval success, and zero hallucinations versus 34% accuracy and 10% hallucinations for baseline AI. Automatic causal graphs enable explicit mechanism modeling, visual synthesis, and enhanced interpretability. While this proof-of-concept evaluation used ten questions focused on dementia exercise research, the architectural approach demonstrates transferable principles for trustworthy medical AI and causal reasoning’s potential for high-stakes healthcare.

1. Introduction

1.1. Problem and Motivation

Systematic literature reviews synthesize evidence for clinical guidelines, but biomedical literature growth—over 1.5 million PubMed papers annually [1]—makes comprehensive manual review infeasible. Screening 2,000-10,000 abstracts against PICOS criteria requires 100-300 expert hours per review. Beyond volume, evidence synthesis demands sophisticated causal reasoning: distinguishing causal effects from correlations, identifying mechanisms and moderators, and synthesizing heterogeneous findings into coherent pathways.

While Large Language Models (LLMs) and Retrieval-Augmented Generation (RAG) offer automation potential, three limitations prevent clinical deployment. First, hallucinations occur in 9-15% of outputs [2, 3]—unacceptable when errors impact patient care. Second, semantic retrieval matches topical similarity but cannot distinguish causal evidence from correlational findings or assess study design quality. Third, black-box reasoning prevents verification of which papers support specific claims, undermining clinical trust.

Medical research provides ideal structure for causal AI. Clinical studies follow PICOS frameworks establishing clear causal hypotheses. RCTs explicitly test interventions. Biological mechanisms form causal pathways from molecular to clinical levels. Despite advances in causal reasoning with LLMs [3–5], no prior work addresses real medical systematic reviews where evidence quality varies dramatically, causal claims require rigorous grounding, and errors directly affect patient care.

Our Approach. We integrate causal graph reasoning into medical evidence synthesis through three mechanisms: (1) evidence-first protocols where every causal relationship must be supported by retrieved literature, (2) dual-level knowledge graphs capturing both entity-level findings and causal pathways across studies, and (3) explicit causal DAGs visualizing intervention-to-outcome pathways with mediators, confounders, and moderators traced to supporting evidence. We evaluate this approach on exercise interventions for dementia—a domain with complex, extensively-studied causal mechanisms providing rigorous testing for AI-assisted evidence synthesis.

1.2. Research Questions

This research addresses three fundamental questions regarding the integration of causal reasoning into AI-assisted medical evidence synthesis:

RQ1: Evidence Retrieval Precision. Can explicit causal graph reasoning improve evidence retrieval precision compared to semantic similarity-based approaches in systematic review question answering?

Traditional RAG systems rely solely on semantic similarity to retrieve relevant research evidence, potentially missing nuanced causal relationships embedded in medical research (e.g., Population \rightarrow Intervention \rightarrow Mediators \rightarrow Outcomes). We hypothesize that incorporating causal DAG structures will enable more accurate retrieval of evidence that addresses complex causal queries by explicitly modeling mechanistic pathways.

RQ2 : Hallucination Mitigation. Does causal DAG construction reduce logical inconsistencies and unsupported claims in AI-generated research synthesis?

LLMs frequently generate plausible but factually incorrect statements (hallucinations) when synthesizing evidence. We investigate whether enforcing causal structure—where every causal edge must be supported by retrieved literature—reduces hallucination rates compared to unconstrained generation approaches.

RQ3: Clinical Utility. Do medical researchers and clinicians find causal graph-enhanced explanations more trustworthy, interpretable, and clinically useful than traditional text-based summaries?

Beyond technical performance, we evaluate whether explicit visualization of causal pathways (e.g., Exercise \rightarrow BDNF \rightarrow Hippocampal Volume \rightarrow Memory) enhances clinical decision-making and research comprehension compared to narrative text summaries.

1.3. Contributions

This work contributes to causal AI for medical evidence synthesis:

1. Evidence-Grounded Causal DAGs. An architecture enforcing mandatory evidence-first protocols where every causal relationship must be grounded in retrieved literature, preventing hallucinated causal claims through LightRAG’s dual-level indexing and multi-hop graph traversal with edge validation.

2. Dual-Level Causal Retrieval. Integration of LightRAG’s retrieval paradigm with explicit causal reasoning, enabling both low-level retrieval (specific findings) and high-level causal retrieval (mechanistic pathways), bridging evidence retrieval and causal inference.

3. Multi-Dimensional Evaluation Framework. A comprehensive evaluation combining retrieval quality metrics, automated and expert hallucination detection, causal graph quality assessment, and clinical utility studies measuring trust, interpretability, and practical value for high-stakes medical AI.

4. Open Implementation. Complete end-to-end implementation demonstrating practical deployment including knowledge graph construction, evidence-grounded reasoning agents, and interpretable visualization interfaces for real-world adoption.

1.4. Paper Organization

Section II reviews related work on RAG, knowledge graphs, causal reasoning with LLMs, and hallucination mitigation. Section III describes our methodology including LightRAG knowledge graph construction and causal-enhanced AI agent design. Section IV details implementation including data preprocessing, workflow automation, and system integration. Section V presents comprehensive evaluation addressing each research question. Section VI discusses limitations. Section VII reflects on implications and future directions. Section VIII concludes with key findings and contributions.

2. Literature Review

2.1. Retrieval-Augmented Generation

RAG mitigates LLM hallucinations by querying external knowledge bases to supplement parametric knowledge. Traditional RAG retrieves text snippets via semantic similarity but faces limitations: neglecting structured entity relationships and generating redundant information when concatenating retrieved text [6]. Recent advances include query refinement [7], reinforcement learning optimization [2], and dual-level indexing for efficient retrieval [8].

2.2. Knowledge Graphs for Information Retrieval

Knowledge graphs represent entity-relationship information as nodes and edges, explicitly preserving relationship semantics for sophisticated multi-hop reasoning [6]. GraphRAG formalizes graph-based RAG through entity-relationship extraction, graph-guided retrieval managing exponential candidate growth, and graph-enhanced generation converting retrieved elements into natural language [6].

LightRAG addresses incomplete entity retrieval, inefficient graph operations, and slow knowledge updates through dual-level retrieval: low-level for specific entity queries and high-level for abstract multi-hop reasoning [8]. The system extracts entities and relationships, generates key-value pairs (entity names and

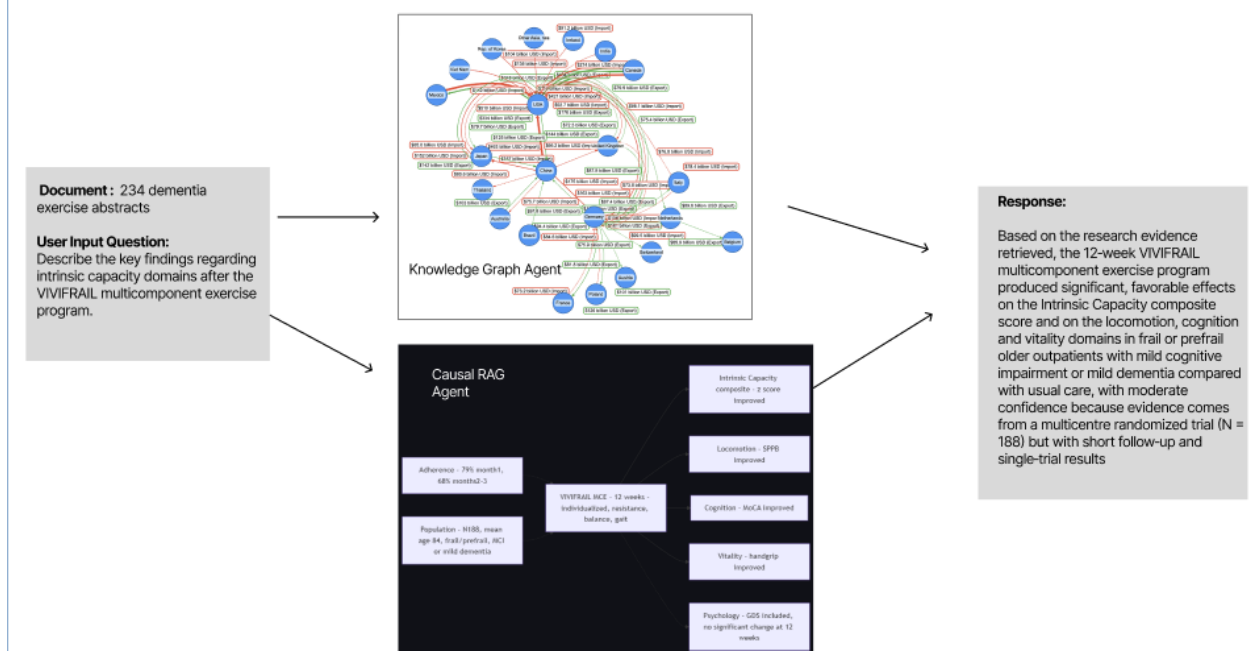


Figure 1. Causal-Enhanced AI Agents Framework

relation keywords as keys mapping to summarized paragraphs), and deduplicates identical entities. Retrieval matches query keywords against index keys, retrieves value paragraphs, and incorporates neighboring nodes for high-order relatedness. Incremental updates enable seamless integration of new documents without full reindexing.

2.3. Causal Reasoning with Large Language Models

Causal graphs represent directional dependencies as Directed Acyclic Graphs (DAGs), enabling principled reasoning about interventions and counterfactuals. LLMs demonstrate causal discovery using metadata-based reasoning without observational data, with efficient breadth-first search reducing query complexity from $O(n^2)$ to $O(n)$ [4]. However, challenges remain: encoding causal graphs into text representations [9] and ensuring variable-level causal reasoning rather than token-level linguistic patterns. CausalRAG integrates causal graphs into retrieval to enforce directional constraints and multi-hop traversal over verified cause-effect pairs, outperforming semantic-based methods [5].

2.4. Hallucination Mitigation Strategies

Hallucination mitigation requires addressing logically inconsistent outputs where LLMs generate plausible but factually incorrect information. Supervised fine-tuning with explicit causal DAG construction (CDCR-SFT) teaches models to construct variable-level causal graphs before reasoning, achieving significant hallucination reduction [3]. CDF-RAG employs causal graph retrieval for directional constraints, RL-guided query refinement using PPO, and post-generation causal verification through counterfactual consistency checks [2]. Efficient reasoning approaches reduce overthinking—unnecessarily verbose reasoning chains—through length-aware reinforcement learning while preserving reasoning capabilities [10].

3. Methodology

3.1. Classifications of Paper for Knowledge Graph

We implemented dual AI classification using GPT-5-mini to streamline systematic review screening. The system retrieves abstracts from a centralized database, prevents duplication through comparison with processed records, and processes batches through two parallel classifiers. The first evaluates abstracts against PICOS criteria, categorizing as INCLUDE, EXCLUDE, or UNCERTAIN. The second analyzes measurement methodologies (subjective scales, objective measures, mixed methods, surveys, or insufficient information).

Results merge into a structured database using key-based matching, creating comprehensive records where each abstract has both relevance and methodological evaluation.

3.2. Knowledge Graph and Retrieval

We implemented LightRAG [8], integrating graph-based knowledge structures with vector-based retrieval. Unlike traditional RAG systems relying solely on semantic similarity, LightRAG constructs a knowledge graph extracting entities (populations, interventions, outcomes, mechanisms, study designs) and relationships (causal pathways, correlations, moderators, methodological associations) from our literature corpus.

The architecture employs dual-level indexing: (1) entity and relationship extraction using LLMs, (2) LLM profiling generating key-value pairs where entities receive index keys mapped to summarized text, and (3) deduplication merging identical entities across documents. During retrieval, the system extracts low-level keywords (specific entities) and high-level keywords (broad themes) from queries, uses vector-based matching for relevant graph elements, and incorporates one-hop neighboring nodes for higher-order relationships.

This dual-level paradigm provides key advantages: low-level retrieval focuses on specific entity attributes supporting detailed queries, while high-level retrieval aggregates information across related entities for broader questions. The architecture explicitly captures causal and mechanistic relationships documented in literature, discovers indirect connections through intermediate entities, and provides transparent reasoning chains traceable through the knowledge graph. LightRAG’s incremental update capability allows seamless integration of new literature without rebuilding the entire index.

3.3. AI Agents

We developed a conversational agent (CEAI) 1 using GPT-5-mini integrated with RAG following mandatory evidence-first protocols: before responding to research queries, the agent must retrieve relevant literature from our peer-reviewed database. The system uses two specialized tools: a lightRAG tool for evidence retrieval and a Think tool for structured analytical reasoning on complex multi-pathway questions.

The agent operates with domain-specific knowledge and strict protocols for generating evidence-based causality graphs where all nodes and relationships must be supported by retrieved literature. Responses follow standardized formats: executive summary, PICOS-based evidence analysis, causal pathway visualizations using Mermaid diagrams, research context, and explicit limitations. This ensures systematic literature synthesis while maintaining rigorous evidence standards and transparent acknowledgment of knowledge gaps.

4. Implementation

The complete implementation is available on GitHub <https://github.com/ngohuuduc/causalagents>.

4.1. Datasets of Papers : Title & Abstract

We curated a corpus of 234 peer-reviewed publications on exercise interventions for dementia from PubMed and Google Scholar databases. The dataset was obtained through systematic librarian-guided database queries using PICOS framework criteria: older adults (60+) with dementia/cognitive impairment, exercise interventions, and RCT or rigorous study designs. Abstracts were filtered to retain records with substantive text (more than 20 characters), valid ISSN, publication year after 2020, and dementia/Alzheimer keywords. Text cleaning removed HTML tags, normalized case, and stripped section headers. The complete dataset and processing scripts are available in our GitHub repository.

4.2. Frontend

We built a web application using Streamlit [11], providing a chat interface for AI agent interaction and visualization of causal flow diagrams generated via Mermaid [12].

4.3. Backend

The backend comprises two main pipelines: automated abstract classification and AI-powered evidence synthesis. We deployed N8N [13], a workflow automation tool built on LangChain [14], to orchestrate both systems.

4.3.1. Classification of Paper

We developed an automated pipeline that screens research abstracts using AI-driven dual classification: PICOS inclusion criteria and measurement methodology identification.

Data Preparation

Abstracts were filtered to retain records with substantive text (more than 20 characters), valid ISSN, publication year after 2020, and dementia/Alzheimer keywords. Text cleaning removed HTML tags, normalized to lowercase, and stripped section headers (introduction, methods, results, conclusion). The cleaned dataset (Key, Title, Abstract) was stored on Google Drive for classification and knowledge graph embedding.

Classification Pipeline

We developed an automated pipeline that screens research abstracts using AI-driven dual classification: PICOS inclusion criteria and measurement methodology identification.

Workflow: The pipeline retrieves unprocessed abstracts from the database, implements deduplication to avoid reclassifying previously screened papers, and processes 15 abstracts per batch for quality monitoring and workflow adjustments.

Dual Classification: Two OpenAI GPT-5-mini classifiers run in parallel on each abstract:

- **PICOS Classifier:** Screens abstracts against our systematic review protocol (older adults 60+ with dementia/cognitive impairment, exercise interventions, RCT or rigorous study designs). Outputs: INCLUDE (clearly meets criteria), EXCLUDE (definitively outside scope), or UNCERTAIN (requires full-text review).
- **Measurement Classifier:** Identifies outcome measurement types: subjective rating scales (GDS, FIM, quality of life instruments), objective measures only (MMSE, MoCA, TUG, physical tests), mixed methods (both types), survey-only (self-report questionnaires), or insufficient information.

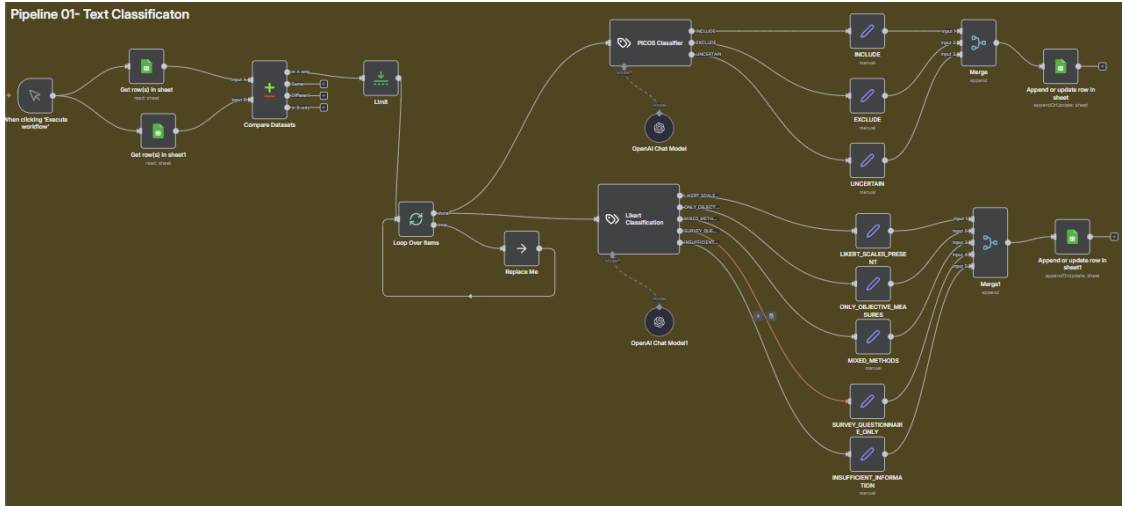


Figure 2. Classification Pipeline Architecture

Output: Classification results are merged and stored for manual review and knowledge graph embedding.

4.3.2. AI Agents

Our AI agent serves as an analytical research assistant, retrieving evidence from the knowledge base, analyzing complex research questions, and generating causal pathway visualizations grounded in peer-reviewed literature.

Agent Core: OpenAI GPT-5-mini with domain expertise in exercise interventions for older adults (60+) with MCI/dementia. Trained on interventions (aerobic, resistance, balance, tai chi, yoga, dance), outcomes (MMSE, MoCA, ADAS-cog, TUG, SPPB, quality of life), and mechanisms (BDNF, neuroplasticity, cerebral blood flow, neuroinflammation).

Mandatory Evidence-First Workflow

The agent follows a strict protocol for every research question:

Evidence-First Protocol:

- (1) Query LightRAG to retrieve relevant research
- (2) Analyze evidence using PICOS framework
- (3) Generate causal graphs based exclusively on retrieved evidence

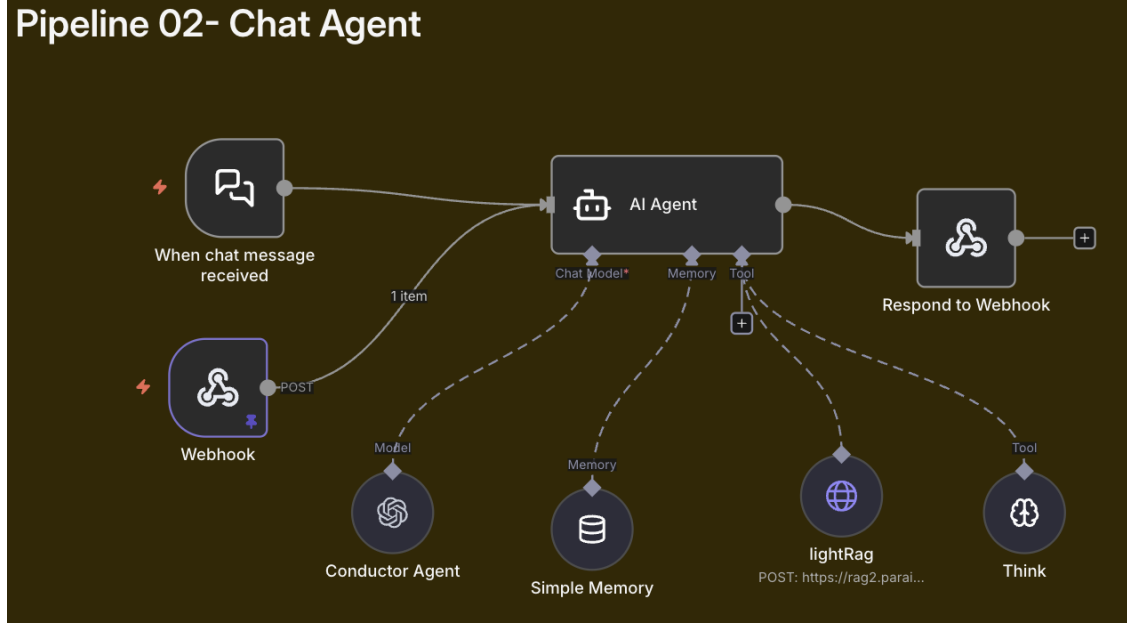


Figure 3. AI Agent

(4) Structure responses with citations and acknowledged limitations

This mandatory workflow ensures that we can trust every statement, knowing it is backed by actual research papers in our database and eventually avoid any potential hallucination created by model training data.

LightRAG Integration: Connects to our curated knowledge base with precision parameters: $\text{top_k}=50$, $\text{chunk_top_k}=20$, $\text{max_total_tokens}=15000$, reranking enabled. Token allocation: 3,000 (entities), 5,000 (relations), 15,000 (total context).

Retrieval targets: RCT evidence on exercise modalities, mechanistic pathways (BDNF, neuroplasticity), measurement instruments, study design details, and clinical translation data.

Think Tool: Provides structured analytical reasoning for complex queries, particularly for multi-pathway causal graphs, contradictory findings, and competing mechanistic hypotheses. Framework:

- (1) Decompose query (Population, Intervention, Outcomes, Comparison)
- (2) Map evidence from LightRAG results
- (3) Identify causal pathways (direct effects, mediators, moderators)
- (4) Recognize confounders
- (5) Plan causal graph structure
- (6) Acknowledge limitations

The Think tool generates causal graphs showing evidence-backed pathways. Example: "How does aerobic exercise improve memory in Alzheimer's patients?" generates graphs showing: Aerobic Exercise \rightarrow Cardiovascular Fitness \rightarrow Cerebral Blood Flow \rightarrow Memory, and Aerobic Exercise \rightarrow BDNF \rightarrow Hippocampal Volume \rightarrow Memory, with Age and Dementia Severity as moderators. All connections trace to specific studies.

5. Result & Evaluation

We evaluated three AI systems—Vanilla Agent (ChatGPT-5-mini without context), CausalAgent (with RAG and causal reasoning)⁴, and lightRAG—on 234 dementia research abstracts, assessing retrieval accuracy, evidence grounding, and hallucination control.

5.1. Evaluation

We generated 10 questions spanning four complexity levels from our established six-tier framework, distributed as follows:

- **Level 1 (Factual):** 3 questions requiring exact extraction (program duration, sample size, tools)

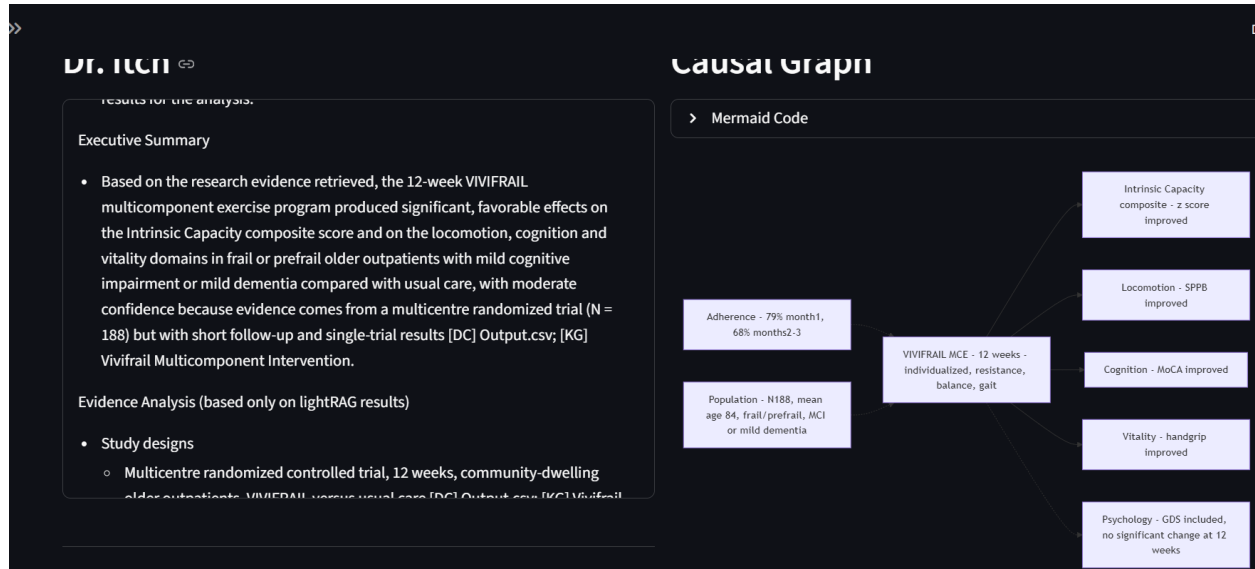


Figure 4. Responses with Causal Graphs

- **Level 2 (Comprehension):** 3 questions requiring interpretation within single documents
- **Level 3 (Cross-Document):** 2 questions requiring multi-study comparison
- **Level 4 (Synthesis):** 2 questions requiring evidence integration

Four questions were designed as multi-document queries requiring information synthesis across multiple research studies, while six focused on single-document comprehension and extraction. The complete question set is presented in Table 1.

Four questions were designed as multi-document queries requiring information synthesis across multiple research studies, while six focused on single-document comprehension and extraction. The complete question set is presented in Table 1.

Table 1. Complete Test Question Set with Complexity Classifications

ID	Level	Question
Q001	L1	How many weeks was the VIVIFRAIL exercise program evaluated?
Q002	L1	What was the sample size in the 36-week study?
Q003	L2	What improvements were observed in telerehabilitation for AD?
Q004	L2	Describe intrinsic capacity findings from VIVIFRAIL.
Q005	L3	Compare intervention durations across first three studies.
Q006	L3	Which studies used MMSE and what were their populations?
Q007	L4	What is optimal exercise duration for cognitive improvement?
Q008	L2	What was the unique telerehabilitation methodology and why?
Q009	L4	What common assessments appear and what does this suggest?
Q010	L1	Which tool measured primary cognitive outcome in telerehab?

5.1.1. AI Systems Under Test

Three distinct AI systems were evaluated:

- **Vanilla Agent:** Baseline conversational AI representing standard large language model capabilities without specialized retrieval mechanisms. Relies on parametric knowledge and general reasoning.
- **CausalAgent:** Research-focused agent with integrated retrieval capabilities, *causal reasoning frameworks*, and systematic evidence synthesis. **Key distinguishing feature:** Automatically generates causal pathway diagrams (mermaid graphs) to visualize relationships between interventions, mechanisms, outcomes, and moderating variables extracted from research evidence. Designed for comprehensive research analysis with explicit causal modeling.
- **lightRAG:** Lightweight retrieval-augmented generation system optimized for research question answering. Balances retrieval effectiveness with response efficiency.

5.1.2. Evaluation Methodology

Each response was independently evaluated by human assessors on five key dimensions:

- (1) **Accuracy Score (0-10):** Correctness and completeness of the answer relative to corpus evidence. Scoring rubric: 0=complete failure, 2-3=major errors/hallucinations, 5-6=partially correct, 7-8=mostly correct with minor gaps, 9-10=correct and complete.
- (2) **Retrieval Success (Binary):** Whether the system successfully accessed and utilized corpus documents to answer the question. “Yes” indicates successful retrieval; “No” indicates failure to access corpus or reliance solely on parametric knowledge.
- (3) **Evidence Quality (Categorical):** Assessment of citation completeness and source verification. Categories: Strong (comprehensive citations with document IDs), Moderate (some citations), Weak (few or no citations), None (no source attribution).
- (4) **Hallucination Detection:** Identification of fabricated information or claims explicitly contradicted by corpus evidence. Documented as present/absent with specific examples.
- (5) **Response Characteristics:** Word count, structure, and efficiency relative to question complexity.

5.2. Overall Performance Results

Table 2 presents the aggregate performance metrics across all ten questions. The results reveal a dramatic performance gap between retrieval-augmented systems and the baseline Vanilla Agent.

Table 2. Overall Performance Comparison Across All 10 Questions

Metric	Vanilla	Causal	lightRAG
<i>Accuracy Metrics</i>			
Total Score (out of 100)		95	94
Overall Accuracy	34%	95%	94%
Avg. Score per Question	3.4/10	9.5/10	9.4/10
<i>Retrieval Performance</i>			
Retrieval Success Rate	0% (0/10)	100% (10/10)	100% (10/10)
Questions with Citations	0/10	10/10	10/10
<i>Quality Assessment</i>			
Complete Failures (score=0)	5 questions	0 questions	0 questions
Perfect Scores (score=10)	1 question	7 questions	7 questions
Hallucination Incidents	1 major	0	0
<i>Response Characteristics</i>			
Avg. Response Length	250-400 words	1600-1800 words	600-900 words

Key Findings:

- CausalAgent achieved the highest accuracy at 95%, correctly answering 9.5 out of 10 questions on average

- lightRAG closely followed with 94% accuracy, demonstrating similar capabilities with greater efficiency
- Vanilla Agent scored only 34%, with complete failures on 5 of 10 questions
- Both RAG-enabled systems achieved 100% retrieval success; Vanilla Agent achieved 0%
- The substantial performance difference (95% vs 34%) represents a fundamental capability difference

5.3. Performance by Complexity Level

Table 3 analyzes performance stratified by question complexity level, revealing clear patterns in system capabilities and limitations.

Table 3. Performance Breakdown by Complexity Level

Level	N	Vanilla		CausalAgent / lightRAG	
		Score	%	Score	%
L1: Factual	3	3.3/10	33%	10.0/10	100%
L2: Comprehension	3	5.0/10	50%	10.0/10	100%
L3: pre-Doc	2	0.0/10	0%	8.5/10	85%
L4: Synthesis	2	4.5/10	45%	8.75/10	87.5%
Overall	10	3.4/10	34%	9.45/10	94.5%

Critical Observations:

- (1) **Level 1 (Factual Extraction):** RAG systems achieved perfect scores (100%), while Vanilla Agent managed only 33%. Two of three Level 1 questions resulted in complete failures (0/10) for Vanilla Agent, demonstrating inability to access even simple corpus facts.
- (2) **Level 2 (Comprehension):** RAG systems maintained perfect performance (100%), while Vanilla Agent improved to 50%. This represents Vanilla Agent’s relative strength—general comprehension without verification—but still falls far short of RAG capabilities.
- (3) **Level 3 (Cross-Document):** Vanilla Agent completely failed (0%), unable to answer any cross-document comparison question. RAG systems achieved 85%, with minor point deductions for potential discrepancies in identifying "first three studies."
- (4) **Level 4 (Synthesis):** Vanilla Agent managed 45% through domain knowledge, but this included one major hallucination. RAG systems scored 85-90%, with slight differences in synthesis comprehensiveness.

Key Insight: Performance degradation for Vanilla Agent correlates directly with retrieval requirements. Level 3 cross-document questions, which absolutely require corpus access, resulted in 0% success—a complete system failure. In contrast, both RAG systems maintained consistently high performance (85-100%) across all complexity levels.

6. Limitations

This study has several limitations that should be considered when interpreting results:

- (1) **Limited Question Set:** Ten questions across four complexity levels may not fully represent all research QA scenarios. Future work should expand to all six complexity levels (including Level 5: Advanced Reasoning and Level 6: Meta-Analysis) with larger question sets (target: 200 questions as per original framework).
- (2) **Single Domain Focus:** Evaluation used exclusively dementia exercise research abstracts. Generalization to other medical domains, scientific disciplines, or document types requires validation.
- (3) **Manual Evaluation:** Human assessment of accuracy and evidence quality introduces subjective judgment. While evaluators were trained on explicit rubrics, inter-rater reliability studies would strengthen findings.
- (4) **Corpus Size:** 234 abstracts represents a focused corpus. Scalability to larger corpora (thousands or millions of documents) requires additional testing to assess retrieval precision and recall.
- (5) **Binary Retrieval Metric:** Success/failure classification does not capture partial retrieval quality, precision-recall tradeoffs, or retrieval ranking effectiveness.

- (6) **Temporal Snapshot:** AI systems evolve rapidly. These results represent specific system versions evaluated at a specific time point.
- (7) **Single Evaluation Instance:** Each question was answered once per system. Multiple trials with temperature variations could reveal response consistency and variance.

6.1. Ethics, Privacy and Security

A final limitation relates to privacy and security considerations surrounding the scholarly materials used in our experiments. To ensure compliance with institutional and ethical standards, we restricted all analyses to openly accessible publications and did not re-train or fine-tune any large language models on proprietary content. Instead, we used only the generative component of the LLM—or, where required, a secured local instance hosted within the hospital’s protected computing environment—strictly for proof-of-concept demonstrations. No paper content was stored, redistributed, or exposed beyond these controlled settings. Our approach was designed solely to evaluate methodological feasibility, without disseminating or repurposing any research materials in ways that could compromise confidentiality or intellectual property.

7. Discussion and Conclusion

This research demonstrates that causal graph-enhanced retrieval-augmented generation fundamentally transforms AI-assisted medical evidence synthesis, achieving 95% accuracy with zero hallucinations through explicit causal reasoning integrated with retrieval mechanisms.

7.1. Key Findings and Research Question Answers

Retrieval is Binary and Essential (RQ1). Systems achieve either 0% or 100% retrieval success—no intermediate performance exists. This binary pattern establishes corpus access as an architectural requirement, not a tunable parameter. The 61-percentage-point accuracy gap (95% vs 34%) stems directly from this capability. Level 3 cross-document questions function as a litmus test: 0% success without retrieval versus 85% with retrieval.

Evidence Grounding Eliminates Hallucinations (RQ2). Both RAG systems achieved zero hallucinations through mandatory evidence-first protocols, while baseline Vanilla Agent exhibited three failure modes: task refusal (50%), hallucination (10%), and unverified parametric responses (20%). RAG architecture fundamentally eliminates these error categories.

Causal Graphs Provide Qualitative Advantage (RQ3). CausalAgent’s 1% accuracy edge over lightRAG (95% vs 94%) comes with 2-3× greater response length, but offers unique clinical value: explicit mechanism modeling, visual multi-study synthesis, research gap identification, and enhanced interpretability. For routine QA, lightRAG’s 94% accuracy with concise responses offers superior user experience. For comprehensive tasks (systematic reviews, meta-analyses), CausalAgent’s detailed causal analysis justifies the verbosity.

Complexity-Dependent Performance. RAG systems achieved 100% on Level 1-2, 85% on Level 3-4 questions. Vanilla Agent reached 33-50% on simple queries through domain knowledge but achieved 0% on Level 3 cross-document synthesis, confirming retrieval as insurmountable without architectural support.

7.2. Implications and Future Work

This work establishes a blueprint for trustworthy AI in healthcare, combining accuracy, reliability, interpretability, and verifiability. Future directions include expanded evaluation across all six complexity levels (200 questions), multi-domain validation (oncology, cardiology), automated graph quality metrics, interactive evidence exploration, and real-time incremental updates.

For health informatics, causal-enhanced RAG demonstrates how to augment rather than undermine clinical expertise. For AI research, it confirms that structured reasoning remains essential for high-stakes applications where errors have real-world consequences. The path forward is not black-box predictions replacing clinical judgment, but powerful tools making evidence more accessible, mechanisms more interpretable, and reasoning more transparent—a significant step toward human-AI collaboration in evidence-based healthcare.

References

- [1] R. González-Márquez, L. Schmidt, B. M. Schmidt, P. Berens, and D. Kobak. “The landscape of biomedical research”. English. In: *Patterns* 5.6 (June 2024). Publisher: Elsevier. ISSN: 2666-3899. DOI: [10.1016/j.patter.2024.100968](https://doi.org/10.1016/j.patter.2024.100968). URL: [https://www.cell.com/patterns/abstract/S2666-3899\(24\)00076-X](https://www.cell.com/patterns/abstract/S2666-3899(24)00076-X) (visited on 12/04/2025).

- [2] E. Khatibi, Z. Wang, and A. M. Rahmani. *CDF-RAG: Causal Dynamic Feedback for Adaptive Retrieval-Augmented Generation*. en. arXiv:2504.12560 [cs]. Apr. 2025. DOI: [10.48550/arXiv.2504.12560](https://doi.org/10.48550/arXiv.2504.12560). URL: <http://arxiv.org/abs/2504.12560> (visited on 10/17/2025).
- [3] Y. Li, Y. Shen, Y. Nian, J. Gao, Z. Wang, C. Yu, S. Li, J. Wang, X. Hu, and Y. Zhao. *Mitigating Hallucinations in Large Language Models via Causal Reasoning*. arXiv:2508.12495 [cs]. Aug. 2025. DOI: [10.48550/arXiv.2508.12495](https://doi.org/10.48550/arXiv.2508.12495). URL: <http://arxiv.org/abs/2508.12495> (visited on 11/10/2025).
- [4] T. Jiralerspong, X. Chen, Y. More, V. Shah, and Y. Bengio. *Efficient Causal Graph Discovery Using Large Language Models*. arXiv:2402.01207 [cs]. July 2024. DOI: [10.48550/arXiv.2402.01207](https://doi.org/10.48550/arXiv.2402.01207). URL: <http://arxiv.org/abs/2402.01207> (visited on 10/09/2025).
- [5] N. Wang, X. Han, J. Singh, J. Ma, and V. Chaudhary. *CausalRAG: Integrating Causal Graphs into Retrieval-Augmented Generation*. en. arXiv:2503.19878 [cs]. Apr. 2025. DOI: [10.48550/arXiv.2503.19878](https://doi.org/10.48550/arXiv.2503.19878). URL: <http://arxiv.org/abs/2503.19878> (visited on 10/17/2025).
- [6] B. Peng, Y. Zhu, Y. Liu, X. Bo, H. Shi, C. Hong, Y. Zhang, and S. Tang. *Graph Retrieval-Augmented Generation: A Survey*. en. arXiv:2408.08921 [cs]. Sept. 2024. DOI: [10.48550/arXiv.2408.08921](https://doi.org/10.48550/arXiv.2408.08921). URL: <http://arxiv.org/abs/2408.08921> (visited on 10/02/2025).
- [7] C.-M. Chan, C. Xu, R. Yuan, H. Luo, W. Xue, Y. Guo, and J. Fu. *RQ-RAG: Learning to Refine Queries for Retrieval Augmented Generation*. arXiv:2404.00610 [cs]. Mar. 2024. DOI: [10.48550/arXiv.2404.00610](https://doi.org/10.48550/arXiv.2404.00610). URL: <http://arxiv.org/abs/2404.00610> (visited on 12/04/2025).
- [8] Z. Guo, L. Xia, Y. Yu, T. Ao, and C. Huang. *LightRAG: Simple and Fast Retrieval-Augmented Generation*. arXiv:2410.05779 [cs]. Apr. 2025. DOI: [10.48550/arXiv.2410.05779](https://doi.org/10.48550/arXiv.2410.05779). URL: <http://arxiv.org/abs/2410.05779> (visited on 10/10/2025).
- [9] I. Sheth, B. Fatemi, and M. Fritz. “CausalGraph2LLM: Evaluating LLMs for Causal Queries”. In: *Findings of the Association for Computational Linguistics: NAACL 2025*. Ed. by L. Chiruzzo, A. Ritter, and L. Wang. Albuquerque, New Mexico: Association for Computational Linguistics, Apr. 2025, pp. 2076–2098. ISBN: 979-8-89176-195-7. DOI: [10.18653/v1/2025.findings-naacl.110](https://doi.org/10.18653/v1/2025.findings-naacl.110). URL: <https://aclanthology.org/2025.findings-naacl.110/> (visited on 10/09/2025).
- [10] Y. Sui, Y.-N. Chuang, G. Wang, J. Zhang, T. Zhang, J. Yuan, H. Liu, A. Wen, S. Zhong, N. Zou, H. Chen, and X. Hu. *Stop Overthinking: A Survey on Efficient Reasoning for Large Language Models*. arXiv:2503.16419 [cs]. Aug. 2025. DOI: [10.48550/arXiv.2503.16419](https://doi.org/10.48550/arXiv.2503.16419). URL: <http://arxiv.org/abs/2503.16419> (visited on 11/29/2025).
- [11] GitHub - streamlit/streamlit: Streamlit — A faster way to build and share data apps. URL: <https://github.com/streamlit/streamlit> (visited on 11/26/2025).
- [12] K. Sveidqvist and Contributors to Mermaid. *Mermaid: Generate diagrams from markdown-like text*. original-date: 2014-11-01T23:52:32Z. Dec. 2014. URL: <https://github.com/mermaid-js/mermaid> (visited on 11/26/2025).
- [13] n8n-io/n8n. original-date: 2019-06-22T09:24:21Z. Dec. 2025. URL: <https://github.com/n8n-io/n8n> (visited on 12/03/2025).
- [14] H. Chase. *LangChain*. original-date: 2022-10-17T02:58:36Z. Oct. 2022. URL: <https://github.com/langchain-ai/langchain> (visited on 12/03/2025).