

# IntroLM: Introspective Language Models via Prefilling-Time Self-Evaluation

Hossein Hosseini Kasnavieh<sup>1</sup> Gholamreza Haffari<sup>2</sup> Chris Leckie<sup>1</sup> Adel N. Toosi<sup>1</sup>

<sup>1</sup>School of Computing and Information Systems, The University of Melbourne, Australia

<sup>2</sup>Department of Data Science & AI, Monash University, Australia

hossein.hosseini@student.unimelb.edu.au

{caleckie, adel.toosi}@unimelb.edu.au

gholamreza.haffari@monash.edu

## Abstract

A major challenge for the operation of large language models (LLMs) is how to predict whether a specific LLM will produce sufficiently high-quality output for a given query. Existing approaches rely on external classifiers, most commonly BERT-based models, which suffer from limited context windows, constrained representational capacity, and additional computational overhead. We propose IntroLM, a method that enables causal language models to predict their own output quality during the prefilling phase without affecting generation using [CPX] tokens. By introducing token-conditional LoRA that activates only for the introspective [CPX] token, the model learns to predict the output quality for a given query while preserving the original backbone behavior and avoiding external evaluators. On question-answering benchmarks, IntroLM applied to QWEN3-8B achieves a ROC-AUC of 90% for success prediction, outperforming a DEBERTA-V3-LARGE classifier by 14%. When integrated into multi-model routing systems, IntroLM achieves superior cost-performance trade-offs, reducing end-to-end latency by up to 33% and large-model usage by up to 50% at matched reliability.

## 1 Introduction

Large Language Models (LLMs) have demonstrated exceptional capabilities across tasks ranging from complex reasoning to code generation. The model landscape has grown remarkably diverse, spanning proprietary systems like GPT (OpenAI, 2025) and Claude (Anthropic, 2025) alongside open-source alternatives such as LLaMA (Meta AI, 2025), Qwen (Yang et al., 2025), and Mistral (Mistral AI Team, 2025). Each of these model families offers variants in various sizes—ranging from a few billion to hundreds of billions of parameters—with distinct tradeoffs between computational cost and performance. Broadly speaking, smaller models

tend to perform well on simpler prompts, while larger, more capable models excel on complex tasks requiring sophisticated reasoning at higher computational costs.

Predicting a model’s output quality on a given prompt prior to generation is crucial for effective LLM deployment. Such estimates enable confidence scoring, intelligent prompt routing in multi-model systems, and selective computation to optimize resource usage (Ong et al., 2025; Chen et al., 2023). In routing-based deployments, output quality prediction allows simpler prompts to be handled by smaller, more efficient models, while more complex prompts are escalated to larger models with stronger reasoning capabilities, thereby balancing accuracy and cost without incurring unnecessary computational overhead.

Prior routing studies predominantly rely on BERT-based classifiers (Devlin et al., 2019) and are typically evaluated on chat-style datasets with short prompts (Lu et al., 2024; Chen et al., 2023; Ding et al., 2025, 2024; Ong et al., 2025). For example, UltraChat (Ding et al., 2023) has average prompt lengths below 200 tokens. In contrast, modern LLM deployments prepend substantial reference material, yielding prefilling inputs that can span tens or hundreds of thousands of tokens, well beyond BERT’s fixed 512-token context window, thereby limiting the applicability of BERT-based routers to long-context complexity evaluation.

These limitations motivate the use of more capable models for prompt complexity evaluation, but relying on a separate large model introduces substantial computational overhead. In both confidence estimation and routing settings, this approach requires additional model inference solely for evaluation, which can negate the efficiency gains that complexity-aware systems are designed to achieve. This creates a fundamental tension: accurate complexity prediction benefits from stronger models, yet deploying separate evaluators under-

mines overall system efficiency.

To address these challenges, we introduce *Introspective Language Models (IntroLM)*, a method that enables causal language models to utilize their backbone representations to predict prompt difficulty during the prefilling phase, without relying on external evaluators or altering generation behavior. Figure 1 provides an overview of the IntroLM architecture. IntroLM appends special [CPX] introspection tokens to the input, whose hidden states are used to estimate the probability that the model will successfully answer the prompt. Crucially, [CPX] tokens are excluded from the key-value cache and are not used to initialize decoding, ensuring that autoregressive generation begins from the original prompt and that decoding dynamics and output distributions remain identical to those of the base model. To adapt the model for this introspective task while preserving generative behavior, we introduce token-conditional LoRA, which selectively modifies representations associated with [CPX] tokens during prefilling.

IntroLM offers several practical deployment advantages. It eliminates the need for a separate evaluator model, requiring only lightweight LoRA parameters, and reuses backbone representations computed during prefilling, avoiding redundant computation on long-context inputs. Moreover, complexity estimation incurs no additional decoding or prompt engineering and naturally operates over the full prefilling input, enabling low-latency decision-making. In our evaluations, we emphasize long-context question-answering benchmarks, including HotpotQA (Yang et al., 2018), to assess prefilling-time complexity under reference-heavy, multi-hop reasoning inputs. Across these benchmarks, IntroLM applied to QWEN3-8B achieves a ROC-AUC of 90%, outperforming a DEBERTA-V3-LARGE classifier by 14 points.

As a practical application, we incorporate IntroLM into multi-model routing. We compare IntroLM-based routing against a standard BERT-based external router and show that introspective, prefilling-time signals enable more efficient routing decisions. Across two routing scenarios, IntroLM-based routing reduces the fraction of prompts escalated to the larger model by up to 50% and lowers end-to-end latency by up to 33% at matched reliability.

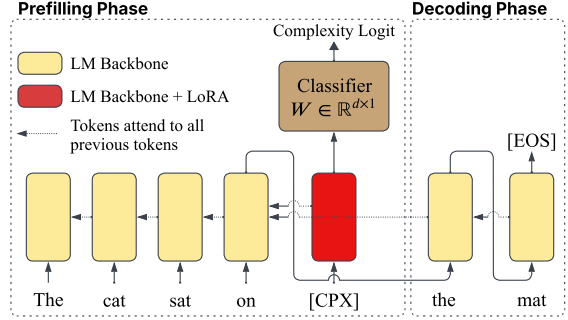


Figure 1: Overview of IntroLM. Complexity logits are computed during prefilling using [CPX] tokens, while generation remains unchanged.

## 2 Related Work

Prior work on output quality estimation and routing can be broadly categorized by when quality is assessed. Some approaches evaluate quality after execution by generating responses and verifying them post hoc, incurring additional computation and latency (Chen et al., 2023; Aggarwal et al., 2023). Other methods perform pre-execution routing, predicting output quality before running the prompt, typically using external evaluators such as BERT-style encoder classifiers (Ding et al., 2024, 2025; Ong et al., 2025; Lu et al., 2024). While these approaches avoid executing multiple models at inference time, they rely on encoders with fixed and limited context windows (e.g., 512 tokens), making them ill-suited for modern long-context settings such as retrieval-augmented generation. Closest to our work, Chuang et al. (2025) introduce special confidence tokens that are generated at the end of decoding to infer model confidence; in contrast, IntroLM performs introspection during the prefilling phase, enabling quality estimation before any generation. A detailed discussion of related studies is provided in Appendix A.

## 3 Preliminaries

### 3.1 Problem Formulation

Let  $M : \mathcal{X} \rightarrow \mathcal{Y}$  be a language model that maps a prompt  $x \in \mathcal{X}$  to an output  $\hat{y} = M(x)$ . Our main goal is to estimate the probability that the model produces a high-quality output for a given prompt, formalized as  $P(\ell = 1 \mid x)$ , where  $\ell \in \{0, 1\}$  is a binary label indicating whether the output satisfies a predefined task-dependent quality criterion (e.g., correctness). Throughout this work, we assume  $M$  is fixed and omit it from the conditioning for

brevity.

Given a dataset  $\mathcal{D} = \{(x_i, \ell_i)\}_{i=1}^N$ , where each prompt  $x_i$  is labeled according to whether the corresponding model output  $\hat{y}_i = M(x_i)$  is high quality ( $\ell_i = 1$ ) or not ( $\ell_i = 0$ ), we seek to learn a complexity evaluator:

$$f_\theta : \mathcal{X} \rightarrow [0, 1],$$

which estimates the probability  $P(\ell = 1 \mid x)$  based solely on the prompt, without requiring access to the generated output. While we focus on binary supervision in this work, the formulation naturally extends to ordinal or continuous quality scores (e.g., multi-level ratings) by replacing  $\ell_i$  with graded supervision. We train  $f_\theta$  by minimizing the cross-entropy loss.

### 3.2 Prefilling and Decoding Stages of LLMs

Causal language models process input through two distinct phases: **prefilling** and **decoding**. During the prefilling phase, the model processes the entire prompt in parallel, computing hidden states for each token through self-attention. In this mechanism, each token attends to all preceding tokens in the sequence, allowing information to aggregate across the entire prompt prefix. As a result, the hidden state of the final token naturally encodes a contextualized representation of the full input sequence. The decoding phase then commences from this representation and generates subsequent tokens autoregressively (Naveed et al., 2025).

Motivated by the unidirectional attention structure of decoder-only models, one might attempt to perform complexity evaluation during prefilling by applying a classifier to the final hidden state of the prompt. While simple, this approach yields suboptimal performance in practice, as backbone representations are optimized for autoregressive generation rather than complexity assessment. Moreover, directly fine-tuning the backbone to improve prediction would alter generation behavior, which is undesirable. We empirically confirm these limitations in Section 6.3.2, especially for more complex tasks. In the next section, we propose our technique to adapt the prompt complexity task without affecting the generative phase.

## 4 Introspective Language Models (IntroLM)

To address the mismatch between representations optimized for generation and those required for

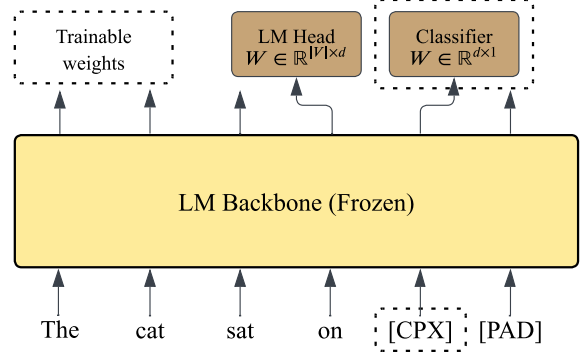


Figure 2: Training via Frozen Weights for [CPX]. Only the classifier head and [CPX] token embedding are trainable.

complexity evaluation, we introduce special [CPX] tokens appended to the end of the prompt. Because these tokens appear after the full prompt, each [CPX] token attends to the entire prefix during the prefilling phase, enabling the model to construct representations dedicated to complexity estimation. A lightweight classifier head is applied to the hidden states of these tokens to produce a complexity score.

Crucially, representations used for generation remain unchanged: autoregressive decoding is initialized from the last hidden state of the final token in the original prompt (excluding [CPX]), and backbone parameters governing the prompt tokens are kept frozen. In addition, the [CPX] token is excluded from the key-value cache used during decoding, ensuring that generated tokens cannot attend to [CPX] representations. This separation allows the model to learn task-specific complexity signals without altering its generation behavior. The overall structure of our method is illustrated in Figure 1. In the following, we propose two methods for training IntroLM.

### 4.1 Training via Frozen Weights for [CPX]

As a first training approach, we consider a minimal-intervention approach in which the entire model backbone is frozen and only the classifier head and the [CPX] token embedding are trained. In this setting, the [CPX] token acts as a learned soft prompt: during prefilling, it attends to the original prompt tokens through the frozen attention mechanism and aggregates a contextualized hidden-state representation. This representation is then passed to a lightweight linear classifier to predict the complexity score.

This design preserves the original generative be-





In addition, the feed-forward network projections (gate, up, and down) seen by [CPX] tokens can be adapted to further refine complexity-specific representations, while preserving the behavior of the original prompt tokens.

## 5 IntroLM-Based Routing

### 5.1 Routing Problem

We consider a routing setting with access to two language models: a smaller, lower-cost model  $M_s$  and a larger, higher-capacity model  $M_\ell$ . In typical deployments,  $M_s$  may correspond to a locally hosted open-source model, while  $M_\ell$  represents a proprietary model that incurs substantially higher computational or monetary cost.

Given a prompt  $x \in \mathcal{X}$ , a routing strategy selects an execution pathway—potentially involving partial computation—such that the final generated output attains a desired level of performance. The objective is to minimize unnecessary use of  $M_\ell$  while maintaining reliable task performance. In this work, routing decisions are based on a scalar *capability score* in  $[0, 1]$ , where larger values indicate higher confidence that the small model  $M_s$  can successfully handle the prompt.

### 5.2 Our Routing Approach

We propose a *prefill-aware* routing strategy that leverages IntroLM to estimate the capability of the small model using internal signals obtained during the prefilling phase. Given a prompt  $x \in \mathcal{X}$ , the system first executes prefilling on  $M_s$ , producing cached key–value states required for decoding, along with a capability score  $f_{\text{IntroLM}}(x) \in [0, 1]$  that estimates the probability that  $M_s$  can produce a correct output for  $x$ .

The routing policy  $\pi_{\text{IntroLM}}^\alpha : \mathcal{X} \rightarrow \{M_s, M_\ell\}$  is defined as

$$\pi_{\text{IntroLM}}^\alpha(x) = \begin{cases} M_s, & \text{if } f_{\text{IntroLM}}(x) \geq \alpha, \\ M_\ell, & \text{otherwise.} \end{cases}$$

If  $\pi_{\text{IntroLM}}^\alpha(x) = M_s$ , generation proceeds by decoding on  $M_s$  using the cached prefilling states without recomputation. If the prompt is escalated, it is reprocessed by  $M_\ell$ , which performs both prefilling and decoding. Increasing the threshold  $\alpha$  yields more conservative routing by escalating a larger fraction of prompts to  $M_\ell$ , trading off computational cost for higher reliability.

### 5.3 Routing Metrics

Routing strategies induce different trade-offs between output reliability and computational cost. To quantify these trade-offs, we evaluate routing policies as a function of the threshold  $\alpha$  using one performance metric, *reliability*, and two cost metrics, *large-model call rate* and *end-to-end latency*.

**Reliability** We define the reliability of a routing policy  $\pi^\alpha$  as the probability that the final output satisfies the quality criterion. Formally, letting  $\ell \in \{0, 1\}$  denote the ground-truth success label for prompt  $x$ , reliability is defined as

$$R(\pi^\alpha) = 1 - \mathbb{E}_{(x, \ell) \sim \mathcal{D}} [\mathbf{1}\{\pi^\alpha(x) = M_s\} (1 - \ell)].$$

Throughout our routing evaluation, we treat the large model  $M_\ell$  as a high-reliability fallback. This simplifying assumption allows us to isolate the behavior of the routing mechanism by attributing observed failures to incorrect executions on the smaller model  $M_s$ . Under this formulation, reliability reflects the router’s ability to avoid routing prompts that  $M_s$  cannot successfully handle, which is the dominant source of quality degradation in cost-aware routing systems.

**Large-model call rate** The large-model call rate measures the expected fraction of prompts routed to  $M_\ell$ :

$$c_\ell(\pi^\alpha) = \mathbb{E}_{x \sim \mathcal{D}} [\mathbf{1}\{\pi^\alpha(x) = M_\ell\}].$$

This metric is particularly informative in settings where the cost of invoking the large model is substantially higher than that of the smaller model, such as when routing between locally hosted open-source models and proprietary, high-cost APIs.

**Latency** For a model  $M$ , time-to-first-token (TTFT) is defined as the time required to complete prefilling and emit the first output token, and the time-per-output-token (TPOT) as the average time to generate each subsequent token (Stojkovic et al., 2025). For an average output length  $L$ , the expected end-to-end latency is:

$$T_M(L) = \text{TTFT}_M + (L - 1) \text{TPOT}_M.$$

*BERT-based routing.* The expected latency is:

$$T_{\text{BERT}}^\alpha(L) = (1 - c_\ell(\pi_{\text{BERT}}^\alpha)) T_{M_s}(L) + c_\ell(\pi_{\text{BERT}}^\alpha) T_{M_\ell}(L).$$

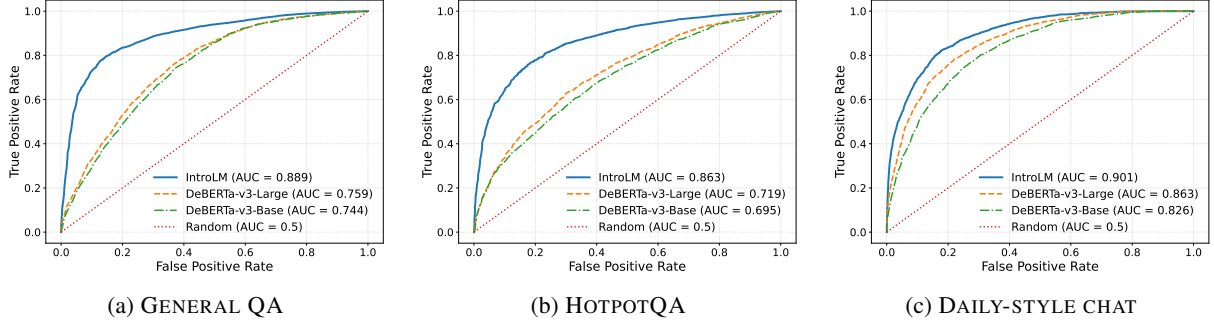


Figure 4: ROC curves comparing IntroLM (solid blue curve) and BERT-based baselines on (a) General QA (b) HotpotQA (c) daily-style chat prompts (LMSYS- Chat-1M). IntroLM achieves consistently stronger separability between simple and complex prompts.

*IntroLM-based routing.* Since prefilling is always executed on  $M_s$ , the expected latency is

$$T_{\text{IntroLM}}^{\alpha}(L) = \text{TFT}_{M_s} + (1 - c_{\ell}(\pi_{\text{IntroLM}}^{\alpha})) (L - 1) \text{TPOT}_{M_s} + c_{\ell}(\pi_{\text{IntroLM}}^{\alpha}) T_{M_{\ell}}(L).$$

This latency-based evaluation is particularly relevant when both models are hosted locally, where end-to-end response time is the dominant cost factor.

## 6 Experiments

### 6.1 Experimental Setup

**Datasets** We evaluate complexity prediction under three complementary settings: (i) GENERAL QA, combining MMLU (Hendrycks et al., 2009), MMLU-PRO (Wang et al., 2024), and GSM8K (Cobbe et al., 2021); (ii) HOTPOTQA (Yang et al., 2018), a long-context, multi-hop reasoning benchmark; and (iii) LMSYS-CHAT-1M, a large-scale collection of real-world chat prompts used to evaluate daily-style conversational inputs. Full details on dataset construction, filtering, labeling, and prompt templates are provided in Appendix B.

**Models, Training, and Baselines** For prompt complexity evaluation, we use QWEN3-8B (Yang et al., 2025) as the causal language model backbone for IntroLM, while we use BERT-based models including DEBERTA-V3-BASE and DEBERTA-V3-LARGE (He et al., 2020) as the baselines. For evaluating our IntroLM-based routing, we use the conventional BERT-based routing system. A detailed explanation of models, training hyperparameters, and the baseline routing system is available in Appendix C.

### 6.2 Main Results

We begin by evaluating IntroLM’s capability to predict prompt complexity and compare it to BERT baselines. We then examine how these complexity evaluators translate into end-to-end routing performance, analyzing reliability, latency, and large-model call rate under different thresholds.

#### 6.2.1 Complexity Evaluation Performance

We evaluate complexity prediction using *ROC-AUC* and *PR-AUC* as complementary, threshold-free metrics. By sweeping the decision threshold, *ROC-AUC* measures the trade-off between true and false positive rates, while *PR-AUC* reflects precision-recall trade-offs for rare complex prompts. Figure 4 plots the corresponding ROC curves and shows that IntroLM consistently achieves stronger separability than encoder-based baselines. Table 1 reports both metrics across datasets and confirms substantial improvements in both *ROC-AUC* and *PR-AUC* on question-answering benchmarks. While gains on chat-style datasets are smaller and the performance gap relative to BERT-based classifiers is narrower, IntroLM remains competitive. Overall, these results demonstrate that IntroLM is particularly effective in long-context, reasoning-heavy settings where encoder-based classifiers are limited by design.

#### 6.2.2 Routing Performance

We next evaluate how complexity evaluators translate into end-to-end routing performance. Because routing decisions are most consequential on prompts with substantial reasoning demands, we focus on the general question-answering (GENERAL QA) and HOTPOTQA benchmarks, where inputs are inherently more complex and misrouting incurs significant cost or accuracy penalties. Because

Model	GENERAL QA		HOTPOTQA		CHAT
	ROC-AUC	PR-AUC $\downarrow$	ROC-AUC	PR-AUC $\downarrow$	ROC-AUC
DeBERTa-v3-Base (184M)	74.3	44.3	69.4	24.3	82.6
DeBERTa-v3-Large (435M)	75.8	45.5	71.8	26.8	86.3
IntroLM (Qwen3-8B)	<b>89.1</b>	<b>63.4</b>	<b>86.3</b>	<b>46.7</b>	<b>90.1</b>

Table 1: Complexity prediction performance on structured question answering benchmarks (GENERAL QA: MMLU+MMLU-PRO+GSM8K), long-context reasoning (HOTPOTQA), and daily-style chat prompts (LMSYS-CHAT-1M). We report ROC-AUC and PR-AUC for the complex (negative) class where applicable; higher is better.

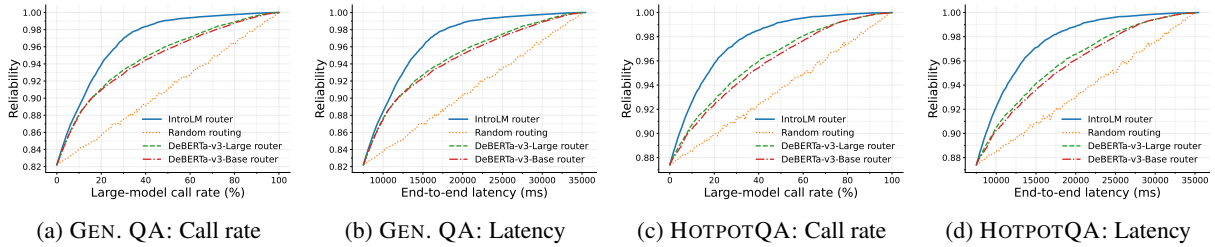


Figure 5: Routing trade-offs on GENERAL QA and HOTPOTQA. IntroLM (solid blue curve) consistently achieves lower latency and fewer large-model invocations at matched reliability.

routing systems are deployed under different cost constraints, we consider two complementary evaluation scenarios, each capturing a distinct practical setting.

**Reliability vs. large-model call rate.** In settings where the large model corresponds to a proprietary or high-cost service, the primary objective is to minimize the fraction of prompts routed to the large model while maintaining reliable output quality. To capture this trade-off, we plot routing reliability as a function of the large-model call rate. For each routing strategy, we vary the classification threshold  $\alpha$ , and at each operating point measure (i) the resulting reliability and (ii) the percentage of prompts escalated to the large model. This evaluation directly reflects the effectiveness of a router in avoiding unnecessary large-model invocations while preserving performance.

**Reliability vs. latency.** When both the small and large models are open-source and hosted locally, end-to-end latency becomes the dominant cost factor. In this scenario, we evaluate the trade-off between routing reliability and average latency. As before, we sweep the threshold  $\alpha$  and record the corresponding reliability and end-to-end latency for each routing strategy. This analysis characterizes how effectively a routing policy can reduce response time while maintaining a desired level of output quality. Together, these two views provide a comprehensive evaluation of routing performance across cost-sensitive and latency-sensitive deploy-

ment scenarios.

Figure 5 evaluates the end-to-end routing performance of IntroLM under both cost-sensitive and latency-sensitive deployment scenarios. We measure inference latency using vLLM (Kwon et al., 2023) on two H100 GPUs, with QWEN3-8B as the small model and QWEN3-32B as the large model, and compute end-to-end latency using the analytical formulation in section 5.3. On the GENERAL QA benchmark, IntroLM reduces latency by up to 34% (15% on average) while decreasing large-model calls by up to 50% (30% on average) at matched reliability. On HOTPOTQA, IntroLM achieves up to 30% latency reduction (18% on average) and reduces large-model usage by up to 49% (41% on average), demonstrating consistent efficiency gains across both datasets.

### 6.3 Ablation Studies

#### 6.3.1 Effect of Backbone Model Capacity

We study how the capacity of the underlying language model affects introspective complexity prediction. In addition to QWEN3-8B, we apply IntroLM to QWEN3-1.7B using the same GENERAL QA dataset construction procedure, where prompts are labeled based on whether the model’s generated output is correct. Due to the reduced capability of QWEN3-1.7B, the resulting dataset is more balanced in terms of success and failure labels. We also train a DEBERTA-V3-LARGE classifier on the same QWEN3-1.7B-derived labels for comparison.

Trained Data	Model	ROC-AUC	PR-AUC <sub>↓</sub>
GENERAL QA (QWEN3-8B)	DEBERTA-v3-LARGE	75.8	45.5
	IntroLM (QWEN3-8B)	<b>89.1</b>	<b>63.4</b>
GENERAL QA (QWEN3-1.7B)	DEBERTA-v3-LARGE	75.68	64.71
	IntroLM (QWEN3-1.7B)	<b>84.24</b>	<b>72.72</b>

Table 2: Results on the effect of backbone model capacity on introspective complexity evaluation. IntroLM consistently outperforms the BERT-based baseline across both QWEN3-8B and QWEN3-1.7B settings, with stronger performance observed for larger backbone models.

Trained Data	Model	ROC-AUC	PR-AUC <sub>↓</sub>
HOTPOTQA	Backbone only (QWEN3-8B)	81.0	35.8
	IntroLM (QWEN3-8B)	<b>86.3</b>	<b>46.7</b>
GENERAL QA	Backbone only (QWEN3-8B)	87.1	59.3
	IntroLM (QWEN3-8B)	<b>89.1</b>	<b>63.4</b>

Table 3: Ablation study on the effect of [CPX] introspection tokens. We compare IntroLM against a variant that applies the classifier to the final hidden state of the last prompt token (“Backbone only”).

Table 2 shows that IntroLM with QWEN3-1.7B still outperforms the BERT-based baseline, but achieves lower ROC-AUC and PR-AUC gains over the BERT baseline than its QWEN3-8B counterpart. This trend indicates that increasing model capacity improves the quality of introspective signals extracted during prefilling, enabling more accurate prediction of a model’s own output quality.

### 6.3.2 Effect of [CPX] Introspection Tokens

To isolate the impact of the proposed introspection tokens, we compare IntroLM against a variant that removes [CPX] tokens and applies the same classifier to the final hidden state of the last prompt token. Table 3 shows the effect of IntroLM against a baseline backbone-only classifier. We observe particularly strong gains on HOTPOTQA when incorporating token-conditional LoRA, with the most pronounced improvements appearing in PR-AUC for the minority (failure) class. HOTPOTQA is inherently longer than our GENERAL QA benchmark, requiring multi-hop reasoning over long reference passages, with an average input length of approximately 1,500 tokens compared to roughly 300 tokens for the GENERAL QA dataset. Also, the class imbalance is higher in HOTPOTQA. In this setting, complexity arises not only from the question itself but also from processing extended contextual information during prefilling. The larger gains on HOTPOTQA indicate that token-conditional LoRA enables IntroLM to better adapt its introspective representations under the scenarios where distinguishing between complex and simpler prompts is

more challenging, aligned with the current state of LLMs.

We also conducted a series of complementary ablation studies analyzing token-conditional LoRA configurations and layer-wise introspection, available in Appendix D.

## 7 Conclusion

We introduced IntroLM, a method that enables causal language models to predict their output quality during the prefilling phase without interfering with generation. By appending a [CPX] token and applying token-conditional LoRA, IntroLM learns complexity-aware representations while preserving the base model’s behavior and avoiding external classifiers. Across diverse question-answering benchmarks, IntroLM consistently outperforms strong BERT-based baselines in complexity prediction. When integrated into routing systems, it yields improved cost-performance trade-offs, reducing both latency and reliance on larger models at matched reliability.

## 8 Acknowledgments

We used AI-based tools to assist with proofreading and improving the clarity and presentation of the manuscript.

## 9 Limitations

The primary objective of this work is to propose a general mechanism for prefilling-time prompt complexity evaluation that naturally accommodates ar-



bitrary prompt lengths. While we evaluate IntroLM on a range of question-answering benchmarks with substantial reasoning demands, as well as a conventional chat-based benchmark, the space of LLM tasks has expanded considerably in recent years. Extending IntroLM to other task families—such as creative generation, multi-turn dialogue, code generation, or domain-specific applications—may require additional task-specific adaptation and evaluation, which we leave to future work.

Compared to lightweight BERT-based encoder classifiers, IntroLM incurs higher training-time computation, as it operates on the backbone language model and introduces token-conditional LoRA adapters rather than relying on a separate encoder. While IntroLM avoids full fine-tuning of the backbone and does not introduce additional overhead beyond what would be required to fine-tune a model of comparable size, it nonetheless remains more costly to train than conventional encoder-based classifiers. This trade-off reflects a deliberate design choice to support long-context inputs and prefilling-time introspection.

Our empirical study considers two backbone sizes and demonstrates that IntroLM achieves strong predictive performance in both settings. Although increased model capacity is generally expected to yield equal or improved introspective accuracy, a systematic evaluation of IntroLM on substantially larger backbones remains an important direction for future work, particularly in the context of emerging ultra-long-context models.

Finally, similar to much prior work on routing and complexity estimation, our approach relies on supervised signals derived from labeled datasets to train the complexity evaluator. While we construct these labels using established benchmarks, the framework could be extended to alternative supervision sources, such as preference-based training or other forms of weak or implicit feedback. Exploring such supervision paradigms is an interesting avenue for future research.

## References

Pranjal Aggarwal, Aman Madaan, Ankit Anand, Srividya Pranavi Potharaju, Swaroop Mishra, Pei Zhou, Aditya Gupta, Dheeraj Rajagopal, Karthik Kappaganthu, Yiming Yang, and 1 others. 2023. AutoMix: Automatically mixing language models. *Advances in Neural Information Processing Systems*.

Anthropic. 2025. Claude. <https://www.anthropic.com>.

Lingjiao Chen, Matei Zaharia, and James Zou. 2023. FrugalGPT: How to use large language models while reducing cost and improving performance. *Transactions on Machine Learning Research*.

Yu-Neng Chuang, Prathusha Kameswara Sarma, Parikshit Gopalan, John Boccio, Sara Bolouki, Xia Hu, and Helen Zhou. 2025. Learning to route LLMs with confidence tokens. In *Proceedings of the International Conference on Machine Learning*.

Karl Cobbe, Vineet Kosaraju, Mohammad Bavarian, Mark Chen, Heewoo Jun, Lukasz Kaiser, Matthias Plappert, Jerry Tworek, Jacob Hilton, Reiichiro Nakano, and 1 others. 2021. Training verifiers to solve math word problems. *arXiv preprint arXiv:2110.14168*.

Jacob Devlin, Ming-Wei Chang, Kenton Lee, and Kristina Toutanova. 2019. BERT: Pre-training of deep bidirectional transformers for language understanding. In *Proceedings of the 2019 Conference of the North American Chapter of the Association for Computational Linguistics: Human Language Technologies*, pages 4171–4186.

Dujian Ding, Ankur Mallick, Chi Wang, Robert Sim, Subhabrata Mukherjee, Victor Rühle, Laks V. S. Lakshmanan, and Ahmed Hassan Awadallah. 2024. Hybrid LLM: Cost-efficient and quality-aware query routing. In *Proceedings of the International Conference on Learning Representations*.

Dujian Ding, Ankur Mallick, Shaokun Zhang, Chi Wang, Daniel Madrigal, Mirian Del Carmen Hipolito Garcia, Menglin Xia, Laks V. S. Lakshmanan, Qingyun Wu, and Victor Rühle. 2025. BEST-Route: Adaptive LLM routing with test-time optimal compute. In *Proceedings of the International Conference on Machine Learning*.

Ning Ding, Yulin Chen, Bokai Xu, Yujia Qin, Shengding Hu, Zhiyuan Liu, Maosong Sun, and Bowen Zhou. 2023. Enhancing chat language models by scaling high-quality instructional conversations. In *Proceedings of the 2023 Conference on Empirical Methods in Natural Language Processing*, pages 3029–3051.

Pengcheng He, Xiaodong Liu, Jianfeng Gao, and Weizhu Chen. 2020. DeBERTa: Decoding-enhanced BERT with disentangled attention. *arXiv preprint arXiv:2006.03654*.

Dan Hendrycks, Collin Burns, Steven Basart, Andy Zou, Mantas Mazeika, Dawn Song, and Jacob Steinhardt. 2009. Measuring massive multitask language understanding, 2021. URL <https://arxiv.org/abs>, page 20.

Edward J. Hu, Phillip Wallis, Zeyuan Allen-Zhu, Yuanzhi Li, Shean Wang, Lu Wang, Weizhu Chen, and 1 others. 2022. LoRA: Low-rank adaptation of large language models. In *Proceedings of the International Conference on Learning Representations*.

Woosuk Kwon, Zhuohan Li, Siyuan Zhuang, Ying Sheng, Lianmin Zheng, Cody Hao Yu, Joseph Gonzalez, Hao Zhang, and Ion Stoica. 2023. Efficient memory management for large language model serving with PagedAttention. In *Proceedings of the ACM Symposium on Operating Systems Principles*, pages 611–626.

Keming Lu, Hongyi Yuan, Runji Lin, Junyang Lin, Zheng Yuan, Chang Zhou, and Jingren Zhou. 2024. Routing to the expert: Efficient reward-guided ensemble of large language models. In *Proceedings of the 2024 Conference of the North American Chapter of the Association for Computational Linguistics: Human Language Technologies*, pages 1964–1974.

Meta AI. 2025. *The Llama 4 Herd: The beginning of a new era of natively multimodal AI innovation*. Meta AI Blog. Technical Release and Model Documentation.

Mistral AI Team. 2025. *Introducing Mistral 3*. Mistral AI Blog. Official Model Release and Technical Documentation.

Humza Naveed, Asad Ullah Khan, Shi Qiu, Muhammad Saqib, Saeed Anwar, Muhammad Usman, Naveed Akhtar, Nick Barnes, and Ajmal Mian. 2025. A comprehensive overview of large language models. *ACM Transactions on Intelligent Systems and Technology*, 16(5):1–72.

Isaac Ong, Amjad Almahairi, Vincent Wu, Wei-Lin Chiang, Tianhao Wu, Joseph E. Gonzalez, M. Waleed Kadous, and Ion Stoica. 2025. RouteLLM: Learning to route LLMs from preference data. In *Proceedings of the International Conference on Learning Representations*.

OpenAI. 2025. ChatGPT. <https://openai.com>.

Jovan Stojkovic, Chaojie Zhang, Íñigo Goiri, Josep Torrellas, and Esha Choukse. 2025. DynamoLLM: Designing LLM inference clusters for performance and energy efficiency. In *Proceedings of the IEEE International Symposium on High Performance Computer Architecture*, pages 1348–1362.

Yubo Wang, Xueguang Ma, Ge Zhang, Yuansheng Ni, Abhranil Chandra, Shiguang Guo, Weiming Ren, Aaran Arulraj, Xuan He, Ziyang Jiang, and 1 others. 2024. MMLU-Pro: A more robust and challenging multi-task language understanding benchmark. *Advances in Neural Information Processing Systems*.

An Yang, Anfeng Li, Baosong Yang, Beichen Zhang, Binyuan Hui, Bo Zheng, Bowen Yu, Chang Gao, Chengen Huang, Chenxu Lv, and 1 others. 2025. Qwen3 technical report. *arXiv preprint arXiv:2505.09388*.

Zhilin Yang, Peng Qi, Saizheng Zhang, Yoshua Bengio, William Cohen, Ruslan Salakhutdinov, and Christopher D. Manning. 2018. HotpotQA: A dataset for diverse, explainable multi-hop question answering.

In *Proceedings of the 2018 Conference on Empirical Methods in Natural Language Processing*, pages 2369–2380.

## A Related Work

Output quality estimation has been widely used in routing studies, where the typical objective is to select the most efficient model to run the prompt and avoid using high-cost models. In this regard, studies like FrugalGPT (Chen et al., 2023) and AutoMix (Aggarwal et al., 2023) allow running the prompt on multiple models. FrugalGPT runs the prompt sequentially on a cascade of models, stopping when the output meets the desired quality. In contrast, AutoMix uses the same LLM that has generated the first response to verify it. However, doing the prefilling and decoding phases on multiple models to generate an output can add substantial cost and latency overheads to the system.

Another line of work performs routing decisions before running the prompt on any model. HybridLLM (Ding et al., 2024) and BEST-Route (Ding et al., 2025) rely on BERT-style encoder classifiers to select between models, while RouteLLM (Ong et al., 2025) explores multiple routing strategies, including similarity-based ranking, matrix factorization, BERT classifiers, and causal LLM-based classifiers. ZOOTE (Lu et al., 2024) similarly performs pre-generation routing by distilling reward-model signals into a lightweight encoder-based router. While these approaches avoid executing multiple models at inference time, they fundamentally depend on external evaluators or BERT-style classifiers with fixed and limited context windows. As a result, they are ill-suited for modern long-context settings—such as retrieval-augmented generation—where prompt complexity arises from processing substantial prefilling inputs, motivating approaches that leverage causal language models directly for complexity evaluation.

Among routing studies, (Chuang et al., 2025) shares some similarities with our work. They introduce two new tokens, <CN> (confident) and <UN> (unconfident). Then, they train the backbone to generate one of these tokens at the end of the decoding phase, to infer if the model is confident in its output. The key distinction between their work and ours is that they generate these tokens at the end of the generation (decoding phase). Hence, confidence evaluation is done after the high-latency decoding phase. However, IntroLM is applied to the prefilling phase to evaluate the output quality before any

**System:** You are evaluating whether a model’s answer to a question is correct. Respond only in JSON format with fields `is_correct` (true/false) and `reason` (short explanation).

**Question:**  
`{question}`

**Ground-Truth Answer:**  
`{ground_truth}`

**Model Answer:**  
`{prediction}`

**Instruction:** Treat the model’s answer as correct if it refers to the same entity or value as the ground truth, allowing for minor formatting or phrasing differences. Otherwise, mark it as incorrect.

Figure 6: Judge prompt used for semantic correctness evaluation on question answering datasets.

generation. This facilitates using causal language models for classification. Moreover, despite their work, we preserve the orthogonal weights for the generative phase.

## B Dataset Construction and Labeling

We provide additional details on dataset construction, preprocessing, and labeling procedures used in our experiments.

### B.1 Datasets

**GENERAL QUESTION ANSWERING DATASETS.** We combine MMLU (Hendrycks et al., 2009), MMLU-PRO (Wang et al., 2024), and GSM8K (Cobbe et al., 2021) into a unified question-answering corpus covering general knowledge, adversarial questions, and multi-step numerical reasoning. Each example consists of a question and a ground-truth answer. We formed a diverse question-answering corpus of 136,515 total questions here.

Exact-match evaluation can be brittle for generative models, as correct answers may differ from ground-truth annotations due to minor formatting variations or paraphrasing. To mitigate this issue, we use a lightweight LLM-as-judge to assess semantic correctness. Specifically, we employ LLAMA-3.1-8B-INSTRUCT to determine whether the model’s response refers to the same entity or value as the ground truth, allowing for minor surface-form differences. For this dataset, 21% of the prompts were labeled complex (negative).

**HOTPOTQA.** HOTPOTQA (Yang et al., 2018), consisting of 97,074 samples, is used to eval-

**System:** /no\_think You are an expert evaluator of conversational AI responses.

**User Prompt:**  
`{prompt}`

**Assistant Response:**  
`{response}`

**Instruction:** Evaluate the response based on relevance, accuracy, completeness, clarity, and helpfulness. Return a JSON object containing a numerical score from 0 (very poor) to 10 (excellent), along with a brief justification.

Figure 7: Judge prompt used for model-based evaluation of chat-style responses in LMSYS-CHAT-1M.

uate complexity prediction under long-context, reference-heavy inputs consisting of multiple evidence passages and a multi-hop question. This setting places greater emphasis on input length, context integration, and multi-step reasoning, and closely reflects the post-retrieval reasoning phase of long-context retrieval-augmented LLM systems.

We follow standard preprocessing and apply the same model-based correctness evaluation as in general question answering, using the prompt in Figure 6 to derive success labels. For HOTPOTQA, 14% of the prompts were labeled complex (negative).

**LMSYS-CHAT-1M.** To evaluate complexity prediction under realistic, open-ended conversational inputs, we use LMSYS-CHAT-1M, a large-scale corpus of real-world chat prompts. Since the dataset consists of multi-turn conversations, we extract individual user turns and treat each as an independent prompt, discarding dialogue history to match our prefilling-time evaluation setting. We randomly sample 100K English user prompts and remove trivial or context-dependent inputs.

LMSYS-CHAT-1M provides no gold correctness labels and responses are inherently less structured. We therefore employ a stronger judge, QWEN2.5-32B-INSTRUCT, to evaluate response quality. The judge assigns a score from 0 to 10 based on relevance, accuracy, completeness, clarity, and helpfulness. We convert scores into binary success labels by marking responses with a score below 8 as unsuccessful. This is a design choice and can be changed based on the desired performance. Using this setting, approximately half of the prompts were labeled complex (negative).

## B.2 Data Splits

All datasets use a consistent 80/10/10 train/validation/test split. Splits are constructed at the prompt level and fixed across all experiments.

## C Models, Training, and Baselines

**Complexity Evaluation** For IntroLM, we use QWEN3-8B (Yang et al., 2025) as the causal language model and append the [CPX] token for complexity evaluation. Training uses a context window of 2048 tokens, a batch size of 64, cosine learning-rate scheduling with a 10% warm-up ratio, and class-weighted binary cross-entropy. Token-conditional LoRA (rank 32,  $\alpha = 64$ ) is applied to `q_proj`, `o_proj`, `gate_proj`, `up_proj`, and `down_proj`. We use a maximum gradient norm of 0.3, weight decay of 0.002, and learning rates in the range of  $4\text{--}8 \times 10^{-5}$  for the classifier, aggregator, embeddings, and LoRA parameters.

For the BERT-based baselines, we use DEBERTA-V3-BASE and DEBERTA-V3-LARGE (He et al., 2020), representing a strong encoder architecture at two different capacity levels. Both models operate on the [CLS] representation with a linear classifier and are trained using a batch size of 16, class-weighted binary cross-entropy, AdamW with learning rate  $3 \times 10^{-5}$ , weight decay 0.01, and dropout 0.1. All baselines are trained on the same datasets and label definitions as IntroLM to ensure a fair comparison.

**Prompt Routing** We consider conventional BERT-based routing systems as the baseline for evaluating our IntroLM-based routing approach. We consider pre-routing strategy based on an external classifier. A BERT-based model  $g_{\text{BERT}} : \mathcal{X} \rightarrow [0, 1]$  operates on the [CLS] representation of the prompt and predicts the probability that  $M_s$  can successfully handle the input. We follow the same thresholding rule as IntroLM-based routing (see Section 5.2), but decisions are made *prior* to any LLM computation. This baseline represents a common approach in prior work and serves as a point of comparison for evaluating the benefits of prefill-aware routing with IntroLM.

## D Ablation Studies

### D.1 Effect of Token-Conditional LoRA

We examine four configurations of token-conditional adaptation, summarized in Table 4. As shown, applying token-conditional LoRA only to

LoRA Target Modules	ROC-AUC	PR-AUC $\downarrow$
FFN only	89.1	63.0
Attention only	88.5	61.0
No LoRA	85.7	56.4
Attention + FFN (full)	<b>89.1</b>	<b>63.1</b>

Table 4: Ablation of token-conditional LoRA target modules for complexity evaluation on the GENERAL QA benchmark with QWEN3-8B. We report ROC-AUC and PR-AUC for the complex (negative) class (higher is better).

Model / Layers Used	ROC-AUC	PR-AUC $\downarrow$
QWEN3-1.7B (first 18 / 28)	83.3	71.5
QWEN3-1.7B (first 22 / 28)	<b>84.2</b>	72.5
QWEN3-1.7B (full model)	<b>84.2</b>	<b>72.7</b>
QWEN3-8B (first 18 / 36)	81.3	51.0
QWEN3-8B (first 24 / 36)	87.9	60.1
QWEN3-8B (full model)	<b>89.1</b>	<b>63.0</b>

Table 5: Ablation of layer-wise introspection for IntroLM. The classifier head and token-conditional LoRA are applied to intermediate layers rather than the full backbone. We report ROC-AUC and PR-AUC for the complex (negative) class on the GENERAL QA benchmark.

the feed-forward (FF) projections yields performance comparable to adapting both the attention and FF projections. Restricting LoRA to the attention projections (`q_proj`, `o_proj`) results in a modest drop in accuracy. In contrast, when token-conditional LoRA is not used and only the [CPX] embedding and classifier head are trainable, performance degrades substantially, with a pronounced reduction in PR-AUC for the complex (negative) class. This indicates that, without token-conditional adaptation, the model struggles to reliably identify escalation-worthy prompts, highlighting the importance of LoRA-based adaptation for effective complexity evaluation.

### D.2 Layer-wise introspection.

We study whether IntroLM can produce reliable complexity estimates when the classifier head and token-conditional LoRA are applied to intermediate layers rather than the full backbone. This enables earlier complexity signals during prefilling and allows training on only a prefix of the model, substantially reducing memory and compute—an appealing property for very large language models. We evaluate this setting on QWEN3-1.7B and QWEN3-8B by attaching the classifier and LoRA to progressively deeper layer prefixes. As shown



in Table 5, performance improves monotonically with depth, approaching full-model accuracy while using only a subset of layers. These results indicate that meaningful introspective signals emerge well before the final layer, and that deeper backbones benefit more strongly from later-layer introspection.