

ENTROPIC COLLAPSE AND EXTREME FIRST-PASSAGE TIMES IN DISCRETE BALLISTIC TRANSPORT

BHARGAV R. KARAMCHED^{*,1,2,3}

ABSTRACT. We investigate the extreme first-passage statistics of N non-interacting random walkers on discrete, hierarchical networks. By distinguishing between "injection-limited" and "bulk-limited" transport, we identify a novel universality class of extreme value statistics that arises in geometries dominated by source traps (e.g., the Comet graph). In this regime, the distribution of the minimum arrival time does not converge to any of the classical generalized extreme value distributions. Instead, it follows a discrete, hard-edge distribution determined by the properties of the source. We analytically derive the asymptotic behavior of this class and validate our predictions against Monte Carlo simulations. Crucially, we identify the mechanism of "entropic collapse" that destroys this scaling in bulk-dominated geometries like the Bethe lattice, where the phase space of delayed paths diverges with distance. This work establishes a rigorous topological condition—the invariance of the entropic penalty for detours—that separates quantum-like, discrete extreme value statistics from classical bulk transport limits.

1. INTRODUCTION

First-passage processes play a central role across statistical physics, probability theory, and the modeling of search phenomena [6, 28, 29]. They arise naturally in problems ranging from chemical reaction kinetics and molecular transport [16] to neuronal signaling [34], ecological foraging [5], and algorithmic search on networks [26, 27]. Of particular interest is the time required for a stochastic process to reach a specified target for the first time, and how this time fluctuates across realizations.

In many applications, one is not concerned with a typical first-passage event, but rather with the earliest arrival among many independent searchers. Such extreme first-passage times govern reaction onset, detection thresholds, and failure or success times in parallelized search strategies. For example, in biology, they are needed to understand the timescale for fertilization [32] or infectious disease transfer [17]. In fact, many events in cell biology are triggered by the fastest searcher in a group of searchers [1, 8, 9, 30, 33, 37]. In decision dynamics, the extreme decider has been shown to strongly influence the rest of the members in a group [13, 14], even at the risk of revealing internal bias [24]. In continuum settings, most notably Brownian motion, the statistics of the fastest particle have been studied extensively and are known to fall into classical extreme-value universality classes, typically of Gumbel or the Weibull type, governed by large deviations of diffusive trajectories [18–23, 25].

However, a key structural feature of many real systems is that motion occurs in discrete space and discrete time. Examples include lattice-based transport models [3, 38], hopping dynamics on networks [19], random walks on graphs [26], and algorithmic searches constrained by adjacency rules [12]. In these systems, the geometry of the underlying space imposes a strict lower bound on the time required to reach a target. No trajectory can arrive earlier than the graph distance separating the source and the target. This introduces a hard edge into the first-passage-time distribution, fundamentally distinguishing discrete processes from their continuum counterparts. Despite the ubiquity of discrete models, the extreme statistics of first-passage times in such settings remain comparatively less understood. In particular, it is not *a priori* clear whether the classical extreme-value framework applies once a hard minimal time is present.

¹ DEPARTMENT OF MATHEMATICS, FLORIDA STATE UNIVERSITY, TALLAHASSEE, FLORIDA, 32306, USA

² INSTITUTE OF MOLECULAR BIOPHYSICS, FLORIDA STATE UNIVERSITY, TALLAHASSEE, FLORIDA 32306, USA

³ PROGRAM IN NEUROSCIENCE, FLORIDA STATE UNIVERSITY, TALLAHASSEE, FLORIDA 32306, USA

Date: January 8, 2026.

Key words and phrases. extreme first passage time, entropic collapse, first passage time, injection-limited reactions.

*bkaramched@fsu.edu (Corresponding author).

In this work, we address these questions by studying the extreme first-passage time for an ensemble of independent discrete-time random walkers on hierarchical graphs that are broken down into localized cliques that feed into a long tail of ballistic, unidirectional motion. We focus on the earliest arrival time,

$$T_N = \min\{\tau_1, \tau_2, \dots, \tau_N\},$$

where each τ_i denotes the first-passage time of an individual walker. Our analysis reveals that, in contrast to continuum diffusion, the extreme statistics in discrete geometries are dominated by ballistic, shortest-path trajectories, with longer paths contributing only entropic corrections.

We identify a scaling regime in which the number of walkers N grows while the probability p_d of a single walker reaching the target in the minimal number of steps, d , becomes small, such that Np_d remains finite. In this limit, the earliest arrival behaves as a Poisson process of rare, nearly deterministic trajectories. The resulting extreme-value distribution exhibits a hard edge at the graph distance d and takes an exponential form that is not captured by classical Gumbel, Weibull, or Fréchet laws.

A central object in our theory is a geometry-dependent function $F(k)$, which quantifies the cumulative contribution of paths that arrive within k additional steps beyond the shortest possible time. This function encodes the entropic suppression of detours away from geodesic paths and provides a transparent link between graph structure and extreme statistics. When this entropic suppression is sufficiently strong, the extreme behavior is universal and governed entirely by near-geodesic trajectories.

Our framework highlights a sharp distinction between different classes of discrete geometries. In some graphs, such as finite-dimensional lattices or networks with constrained branching, shortest paths remain dominant even as the source–target distance grows. In others, including trees with exponential volume growth, the proliferation of near-geodesic excursions leads to a breakdown of the ballistic scaling regime. Rather than being a limitation, this distinction delineates different universality classes of extreme first-passage behavior determined by geometric growth properties. Specifically, we develop a criterion based on entropic cost that delineates between injection- or reaction-limited processes and bulk-limited processes.

Beyond its mathematical interest, the theory developed here is relevant to a variety of applications where discrete constraints are essential. These include transport on networks, search processes in confined or structured environments, and systems where motion is inherently stepwise rather than continuous. More specifically, our work could be relevant for biological processes such as kinesin- and dynein-mediated intracellular transport [4, 7, 15], which exhibits reaction-limited process dynamics and weak diffusivity coupled with strong ballistic motion. Integrate-and-fire neuronal dynamics also fall into gated situations that are described by our formalism developed here: membrane potential develops stochastically but information transfer is deterministic [2, 10]. Beyond biology, our work is relevant for computer science, especially packet switching in computer networks [31, 39, 40]. In this situation, a router queue feeds into an optic cable that transfers information at the speed of light.

By retaining the discrete nature of space and time, our results capture qualitative features that are invisible in continuum limits but crucial for understanding extreme events in realistic settings.

2. GENERAL FRAMEWORK AND MAIN RESULTS

Consider a graph \mathcal{G} with finite or countably infinite nodes. We assume that the graph is hierarchical in the sense that \mathcal{G} is divided into subgraphs $\mathcal{G} = \left(\bigcup_{i=1}^H \mathcal{H}_i\right) \cup \mathcal{T}$. Each of \mathcal{H}_i , $i = 1, 2, \dots, H \in \mathbb{N}$, is a finite clique (all-to-all network) and \mathcal{T} is a (potentially countably infinite) unidirectional network. Each \mathcal{H}_i contains a unique node $h_{exit,i} \in \mathcal{H}_i$ which extends an edge to a single node on \mathcal{T} . Consider an ensemble of N particles all located at the same site $g_0 \in \mathcal{H}_i$, for some i , initially, and we assume the following dynamics: in each \mathcal{H}_i a particle performs a discrete time random walk, moving with equal probability to any of its neighbors. In \mathcal{T} , a particle moves unidirectionally from node $i \rightarrow i + 1$ in a time step. Physically, we can consider such graphs as representations of reaction dynamics in each \mathcal{H}_i and ballistic, transport dynamics along \mathcal{T} .

A target is located at a node $g_t \in \mathcal{T}$ some distance d away from g_0 . That is, if $\delta(a, b)$ describes the shortest-path distance induced by allowed moves on \mathcal{G} between nodes $a, b \in \mathcal{G}$, we assume that $\delta(g_0, g_t) = d \in \mathbb{N}$ at the outset. We of course assume $g_t \neq g_0$ because then $d = 0$, which is not an especially interesting case.

We are interested in understanding the extreme first passage time statistics of this system. Specifically, if τ_i , $i = 1, 2, \dots, N$ represents the first passage time for particle i to reach g_t from g_0 , we would like to

understand $\langle T_N \rangle$ and the asymptotic distribution of T_N , where

$$T_N = \min\{\tau_1, \tau_2, \dots, \tau_N\}$$

and $\langle \cdot \rangle$ represents the mean. In stark contrast to extreme value statistics in continuum (specifically Brownian) processes, here $\langle T_N \rangle \geq d$ because $\mathbb{P}(\tau_i < d) = 0$. That is, the minimum number of steps required to reach the target equals the distance induced by the metric δ . This imputes a hard edge to the distribution for T_N .

Consequently, the statistics of T_N are dominated by the shortest path(s) between g_0 and g_t , of which there are a finite number. Let p_d represent the probability that a single walker reaches the target along a shortest path, that is, in d steps, $p_d \equiv \mathbb{P}(\tau = d)$. Then $\mathbb{P}(\tau > d) = 1 - p_d$. Because the particles evolve independently, we have that

$$(1) \quad \mathbb{P}(T_N = d) = 1 - (1 - p_d)^N \quad \mathbb{P}(T_N > d) = (1 - p_d)^N.$$

In general, if $S(t) = \mathbb{P}(\tau > t)$ is the survival probability of a single particle to not reach the target before time t , we have, by independence, that

$$\mathbb{P}(T_N > t) = S(t)^N.$$

We can use the survival probabilities to express the mean extreme first passage time

$$(2) \quad \langle T_N \rangle = \sum_{k=0}^{\infty} S(k)^N = d + \sum_{k=d}^{\infty} S(k)^N = d + (1 - p_d)^N + \sum_{k=d+1}^{\infty} S(k)^N.$$

The first equality in Eq. (2) follows from the fact that $S(k) = 1$ for $k = 0, 1, 2, \dots, d-1$ and the second equality follows from Eq. (1).

Finally, to control contributions from arrival times beyond the minimum, we assume that for each fixed $k \in \mathbb{N}$,

$$(3) \quad \sum_{j=0}^k p_{d+j} = p_d F(k) + o(p_d) \quad \text{as } d \rightarrow \infty,$$

where $F(k) \in (0, \infty)$ is a finite, nondecreasing function with $F(0) = 1$. We consider the regime $d \rightarrow \infty$, so that the probability p_d of a single walker arriving along a shortest path vanishes ($p_d \rightarrow 0$). This condition expresses an entropic penalty for detours: although the number of longer paths may grow with d , their total probability remains asymptotically proportional to the shortest-path probability. This condition prevents contributions from paths longer than the shortest paths from dominating the extreme statistics.

We now state our main result.

Theorem 2.1. *In the limit $N \rightarrow \infty$ and $p_d \rightarrow 0$ with $Np_d \rightarrow \lambda \in (0, \infty)$,*

$$(4) \quad \langle T_N \rangle = d + \sum_{k=0}^{\infty} \exp(-\lambda F(k)) + o(1)$$

Moreover, for fixed k

$$(5) \quad \mathbb{P}(T_N > d + k) \rightarrow \exp(-\lambda F(k)),$$

This joint limit corresponds to an extreme-value scaling regime in which shortest-path arrivals are rare events, but the expected number of such arrivals remains finite. In this regime, arrivals along shortest paths form a Poisson process with rate λ , with longer paths contributing finite entropic corrections encoded in $F(k)$. Physically, λ represents the expected number of particles to reach the target in the shortest path of d steps. We now prove Theorem 2.1:

Proof. The survival representation of $\langle T_N \rangle$ is

$$\langle T_N \rangle = \sum_{k=0}^{\infty} \mathbb{P}(\tau > k)^N = \sum_{k=0}^{\infty} S(k)^N$$

Because $S(k) = 1$ for $k = 0, 1, 2, \dots, d-1$, we can rewrite this as

$$\langle T_N \rangle = d + \sum_{k=0}^{\infty} S(d+k)^N$$

Since

$$S(d+k) = 1 - \sum_{j=0}^k p_{d+j},$$

we have

$$S(d+k)^N = \left(1 - \sum_{j=0}^k p_{d+j} \right)^N = (1 - p_d F(k) + o(p_d))^N$$

Our assumption in Eq. (3) allows us to write that, as $p_d \rightarrow 0$, we have

$$(6) \quad S(d+k)^N = (1 - p_d F(k) + o(p_d))^N \approx \exp(-N p_d F(k)) (1 + o(1)).$$

The $o(1)$ appears at the end since $N p_d \rightarrow \lambda \in (0, \infty)$. Thus,

$$\langle T_N \rangle = d + \sum_{k=0}^{\infty} \exp(-N p_d F(k)) + o(1).$$

Because $F(k)$ is nondecreasing and diverges as $k \rightarrow \infty$, the terms $\exp(-N p_d F(k))$ are summable uniformly in the scaling limit, allowing passage of the limit through the sum by dominated convergence [35, 36].

For the distribution, recall that for a single walker, we have

$$\mathbb{P}(\tau > d+k) = 1 - \sum_{j=0}^k p_{d+j},$$

and, by independence,

$$\mathbb{P}(T_N > d+k) = \left(1 - \sum_{j=0}^k p_{d+j} \right)^N = (1 - p_d F(k) + o(p_d))^N,$$

As $N \rightarrow \infty$ and $p_d \rightarrow 0$, if $N p_d \rightarrow 0$ then no particle arrives in d steps, and if $N p_d \rightarrow \infty$ then one particle arrives at g_t in d steps almost surely. If we take the limit $N \rightarrow \infty$ against the small probability p_d such that $N p_d \rightarrow \lambda \in (0, \infty)$, we can then write

$$\mathbb{P}(T_N > d+k) \approx \left(1 - \frac{\lambda}{N} F(k) + o(p_d) \right)^N \rightarrow \exp(-\lambda F(k)) \text{ as } N \rightarrow \infty$$

We note that this assumes that single walker success is very rare, many walkers exist, and the expected number of shortest path successes (λ) stays finite. ■

Importantly, Eq. (5) is not the Weibull distribution or any of the distributions standard in classical extreme value theory (e.g., the Gumbel and the Fréchet distributions). It is a hard-edge extreme-value distribution. A physical interpretation of this limit is that the first arrival of a particle behaves like a Poisson process of ballistic trajectories.

An immediate corollary of this result is that one can obtain asymptotic expressions for all the moments of T_N :

$$(7) \quad \begin{aligned} \langle (T_N - d)^m \rangle &= \sum_{k=0}^{\infty} [(k+1)^m - k^m] \mathbb{P}(T_N - d > k) \\ &\approx \sum_{k=0}^{\infty} [(k+1)^m - k^m] \exp(-\lambda F(k)) \end{aligned}$$

We note that while the exponential form in Eq. (6) accurately captures the asymptotic scaling behavior in the relevant regime (where $k \sim \ln N$ [11]), the exact survival probabilities in Eq. (2) should be used when evaluating the infinite sum to ensure convergence in the far tail, where the exponential approximation

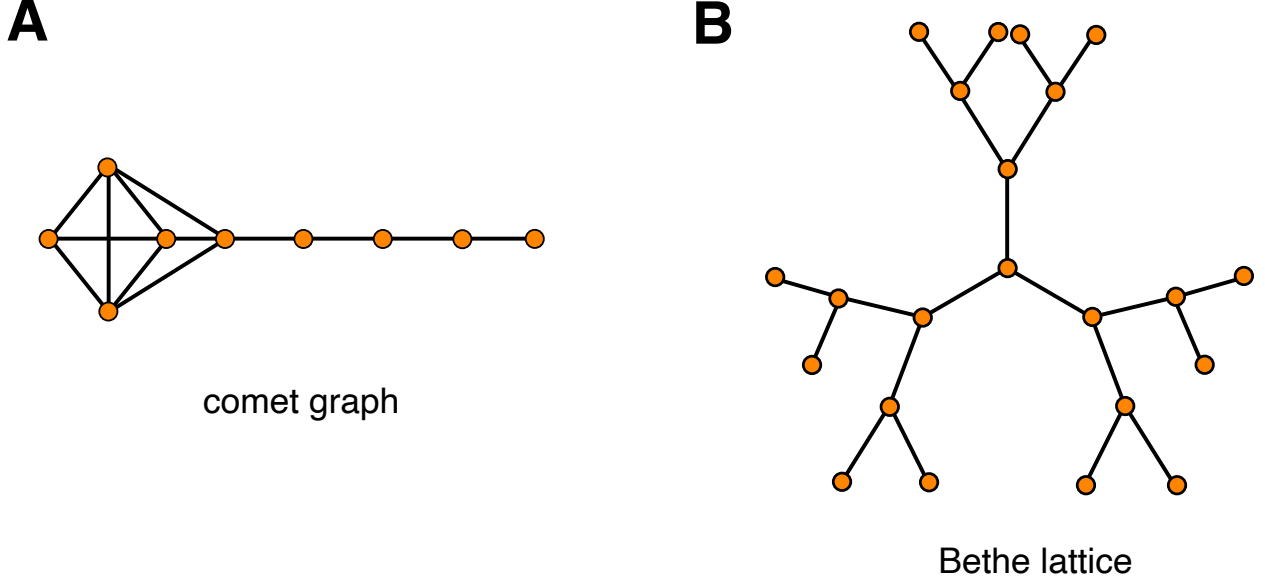


Figure 1. (A) an example of a comet graph whose head, \mathcal{H} , is formed by a clique of four nodes and whose tail, \mathcal{T} , is formed by a unidirectional network of four nodes. (B) an example of a truncated Bethe lattice at three generations with a coordination number of 3.

saturates to a non-zero constant. Similarly, Eq. (4) describes the *body* of the distribution. Using it as an exact distribution leads to divergence issues. The expression for $\langle T_N \rangle$ without the exponential approximation,

$$\sum_{k=1}^{\infty} (1 - p_d F(k))^N$$

converges as a geometric series, but the exponential approximation must be truncated.

In the next section, we apply these expressions for $\langle T_N \rangle$ and $\mathbb{P}(T_N > d + k)$ to concrete examples.

3. EXAMPLES

We apply our framework to two geometries: (1) a Comet network and (2) the Bethe lattice (see Fig. 1). We will show how to obtain the asymptotic expressions for $\langle T_N \rangle$ and the distribution tail for the Comet network and demonstrate why our framework fails for the Bethe lattice. We will see that the structure of $F(k)$ in each case is highly dependent on the geometry of the network over which the particles evolve.

3.1. Directed Random Walk with a Source Trap. We first consider a geometry where the transport mechanism separates the “search” phase from the “travel” phase. This model, which we term the Comet Graph, separates the domain \mathcal{G} into two distinct subgraphs: a finite “Head” \mathcal{H} representing a localized trap or reaction center, and a “Tail” \mathcal{T} representing a directed transport channel.

Let the initial site g_0 be located within the finite subgraph \mathcal{H} . There exists a designated exit node $h_{exit} \in \mathcal{H}$ connecting to the tail. The tail \mathcal{T} consists of a semi-infinite chain v_1, v_2, \dots such that there is a directed edge from h_{exit} to v_1 , and from v_i to v_{i+1} for all $i \geq 1$. To ensure the asymptotic regime where the survival probability vanishes as $d \rightarrow \infty$, we assume that steps along the tail survive with probability $\mu < 1$.

The target g_t is located at a distance L along the tail. The total shortest-path distance is $d = d_{\mathcal{H}} + L$, where $d_{\mathcal{H}}$ is the shortest path distance from g_0 to g_{out} within \mathcal{H} . Importantly, L is fixed, and the only variability in the time spent finding the target occurs in $d_{\mathcal{H}}$.

In this geometry, the particle cannot “waste time” once it enters the tail; all delays must occur strictly within the head \mathcal{H} . The probability of reaching the target in the minimum number of steps d is given by the probability of traversing \mathcal{H} along a shortest path and successfully traversing the tail:

$$(8) \quad p_d = \pi_{d_{\mathcal{H}}}(g_0, g_{out}) \cdot \mu^L,$$

where $\pi_n(u, v)$ denotes the probability of transitioning from u to v in exactly n steps within \mathcal{H} .

the leaky loop model

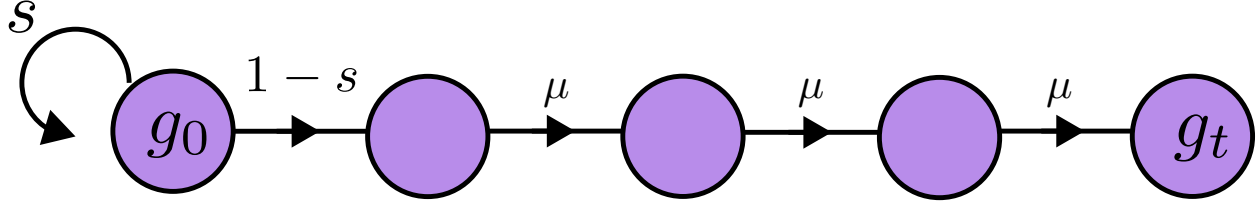


Figure 2. Schematic of the leaky loop model. See text for details.

Any arrival at time $d + k$ implies that the particle spent an additional k steps wandering inside \mathcal{H} before entering the tail. The probability of this delayed arrival is:

$$(9) \quad p_{d+k} = \pi_{d_{\mathcal{H}}+k}(g_0, g_{out}) \cdot \mu^L.$$

We now test the *entropic penalty condition* defined in Eq. (3). The ratio of probabilities is:

$$(10) \quad \frac{p_{d+k}}{p_d} = \frac{\pi_{d_{\mathcal{H}}+k}(g_0, g_{out})\mu^L}{\pi_{d_{\mathcal{H}}}(g_0, g_{out})\mu^L} = \frac{\pi_{d_{\mathcal{H}}+k}(g_0, g_{out})}{\pi_{d_{\mathcal{H}}}(g_0, g_{out})}.$$

Crucially, the tail contribution μ^L cancels out. Since the geometry of \mathcal{H} is fixed and independent of the tail length L , this ratio is strictly independent of d . Thus, the delay function $F(k)$ converges exactly to a constant dependent only on the local trap geometry:

$$(11) \quad F(k) = \frac{1}{\pi_{d_{\mathcal{H}}}(g_0, g_{out})} \sum_{j=0}^k \pi_{d_{\mathcal{H}}+j}(g_0, g_{out}).$$

This confirms that directed transport with a *localized* source satisfies the invariance condition. The distribution of hitting times retains its shape (exponential decay from the minimum time) regardless of the distance d .

3.1.1. The Leaky Loop Model. To make this concrete, consider the simplest case where \mathcal{H} consists of a single node g_0 with a self-loop. At each time step, the particle remains at g_0 with probability s (the “leakiness” parameter) or enters the ballistic tail with probability $1 - s$ (see Fig. 2).

Here $d_{\mathcal{H}} = 1$. The shortest path probability is simply the probability of exiting immediately combined with the tail survival:

$$(12) \quad p_d = (1 - s)\mu^{d-1}.$$

A delayed arrival of $d + k$ steps corresponds to the particle looping k times before exiting. Thus:

$$(13) \quad p_{d+k} = s^k(1 - s)\mu^{d-1}.$$

The cumulative probability ratio $F(k)$ is a geometric sum:

$$(14) \quad F(k) = \sum_{j=0}^k \frac{s^j(1 - s)\mu^{d-1}}{(1 - s)\mu^{d-1}} = \frac{1 - s^{k+1}}{1 - s}.$$

As $k \rightarrow \infty$, $F(k) \rightarrow (1 - s)^{-1}$, a constant independent of d . Substituting this into our main result, the mean extreme first passage time for N particles in this leaky loop geometry is:

$$(15) \quad \langle T_N \rangle \approx d + \sum_{k=0}^{\infty} \exp(-\lambda(1 - s)^{k+1}).$$

This result highlights the universality of the framework for processes dominated by injection noise: the delay is an additive constant determined by the source, not the path length.

In Figure 3, we compare $\mathbb{P}(T_N > d + k)$, $\langle T_N \rangle$, and $\text{Var}[T_N]$ from Monte Carlo simulations with our theoretical expressions. We see excellent agreement between the two paradigms, especially in the large N regime. This suggests our formulation captures the tail behavior of a search process in this ballistic domain

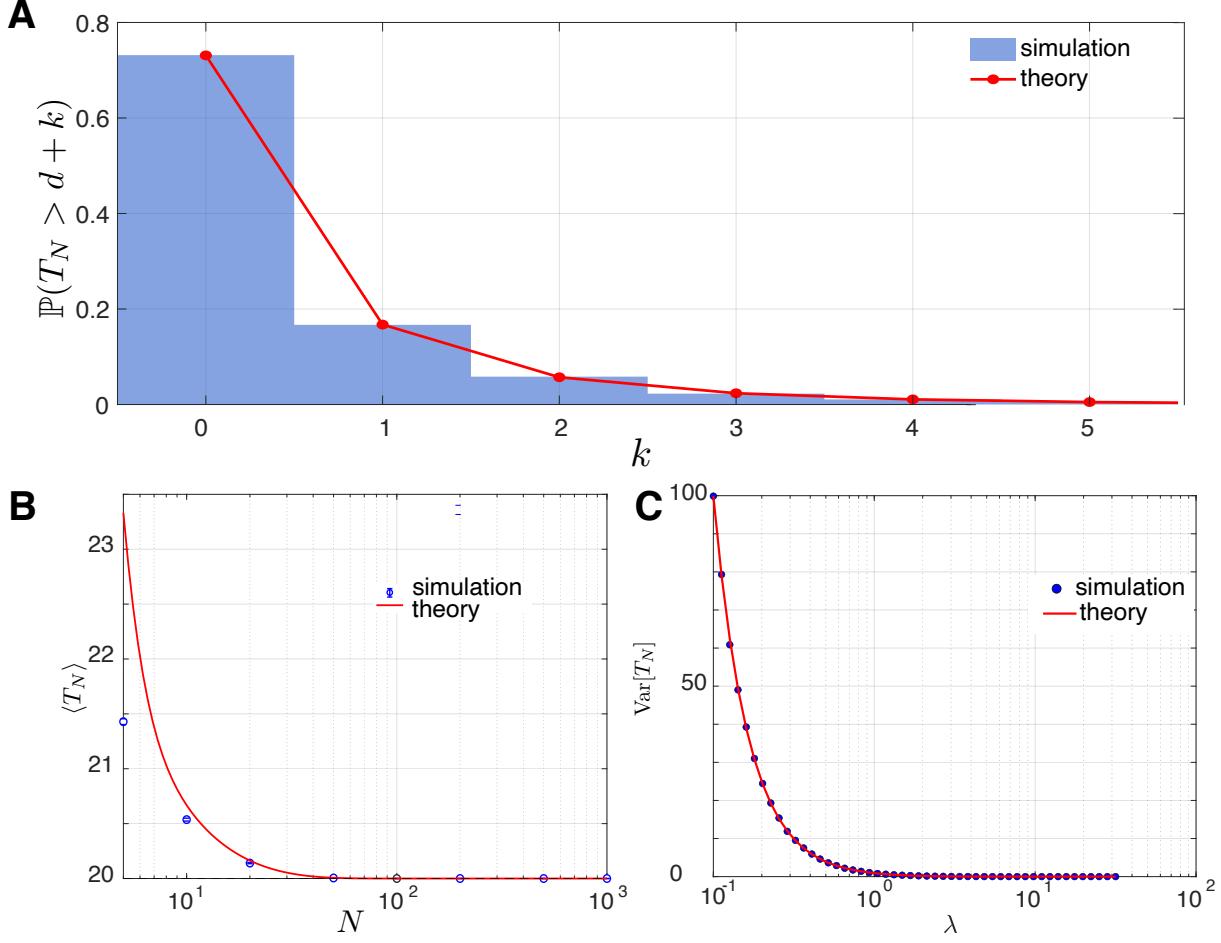


Figure 3. Comparison of Monte Carlo simulations and theory in the leaky loop model. (A) Comparison of the distribution generated from simulations with Eq. (5); (B) Comparison of $\langle T_N \rangle$ from simulations with Eq. (4); (C) Comparison of the variance in T_N from simulations with variance derived from Eq. (7). Here, unless otherwise stated, $\lambda = 1$, $d = 50$, $\mu = 0.9$, and $s = 0.5$. We averaged over 50000 trials.

very well. The divergence in the two methods for small N is easily explained: the exponential approximation we invoked to obtain the structure seen in Eq. (4) loses accuracy for small N (see Figure 3B).

Another interesting result is that our theoretical formulation predicts the transition from a stochastic process to near deterministic behavior well. In Figure 3C, we show the decay in variance of T_N as the expected number of particles to find the target in the minimal time, λ , is increased. Thus, λ describes how challenging finding the target in minimal time is: values of $\lambda < 1$ for this parameter set render the search challenging and T_N varies significantly. However, for $\lambda > 1$, the variance reaches approximately zero and T_N sharpens into a Dirac-like distribution around $\langle T_N \rangle = d$.

3.2. Failure of the Entropic Condition on the Bethe Lattice. To understand the limits of this framework, we consider an ensemble of N particles performing independent discrete-time random walks on an infinite Bethe lattice (regular tree) with coordination number $z \geq 3$ (for example, see Figure 1B).

Let the target site g_t be located at graph distance d from the start g_0 . Because the Bethe lattice is a tree, there exists a *unique* geodesic connecting g_0 to g_t (see Figure 5A). We examine the behavior of the probability ratio p_{d+k}/p_d as $d \rightarrow \infty$.

The particle reaches the target in exactly d steps if and only if it follows the unique geodesic at every step. At each step, there is exactly one neighbor moving toward the target out of z choices:

$$p_d = z^{-d}.$$

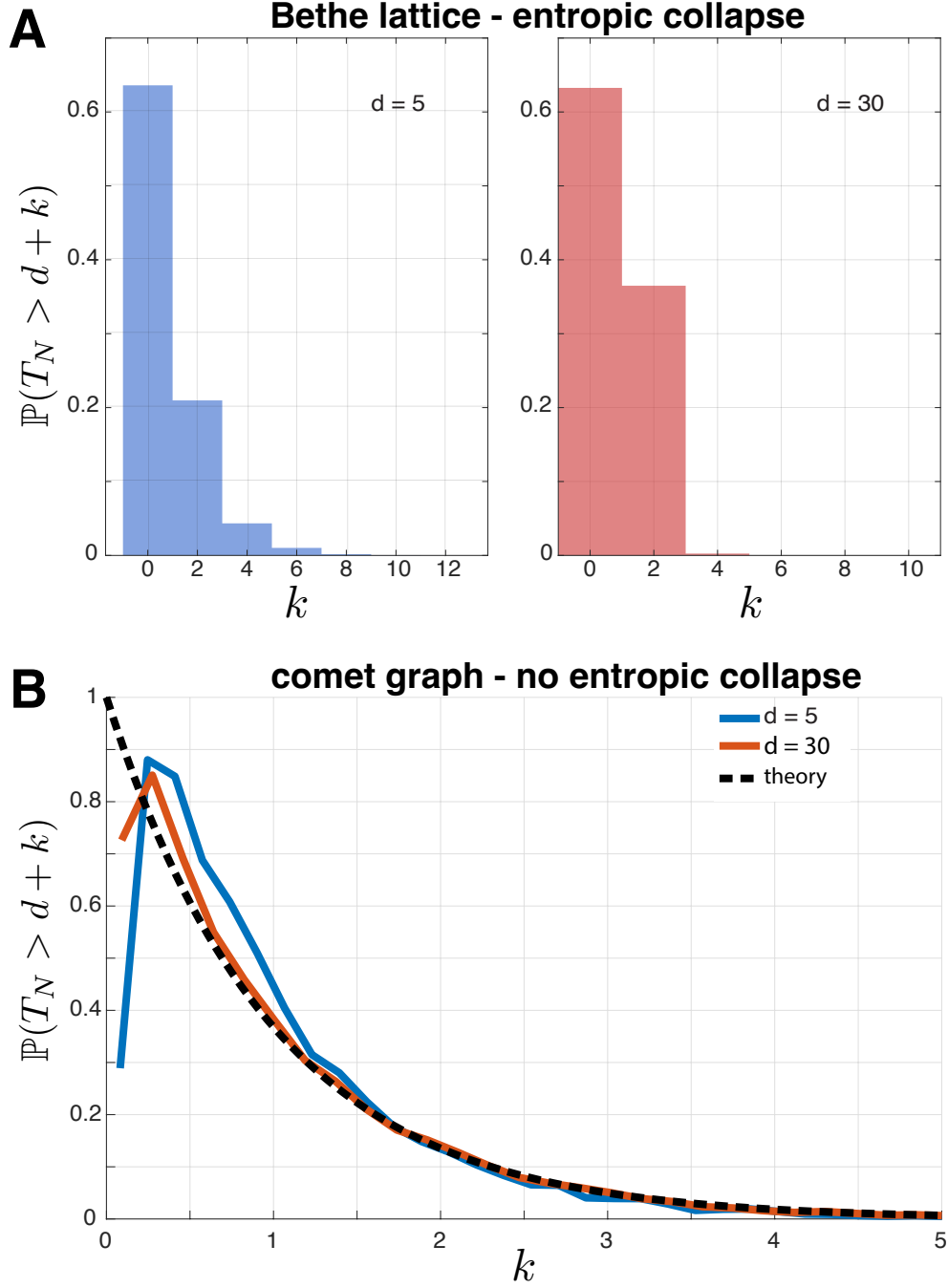


Figure 4. Entropic collapse in the Bethe lattice and lack thereof in the Comet graph. (A) In the Bethe lattice, the distribution of T_N explicitly varies with d , causing our expression to fail. (B) The distribution is independent of d in the Comet graph, yielding identical distributions for T_N in the short d and long d cases, and providing evidence that entropic collapse is not impending. Here, $\lambda = 1$, $s = 0.5$, $N = 5000$, $z = 3$.

Any path reaching g_t in $d + 2\ell$ steps must include ℓ “wasteful” excursions. Unlike the Comet graph, where excursions are confined to the head, on the Bethe lattice an excursion can be initiated from *any* vertex along the geodesic.

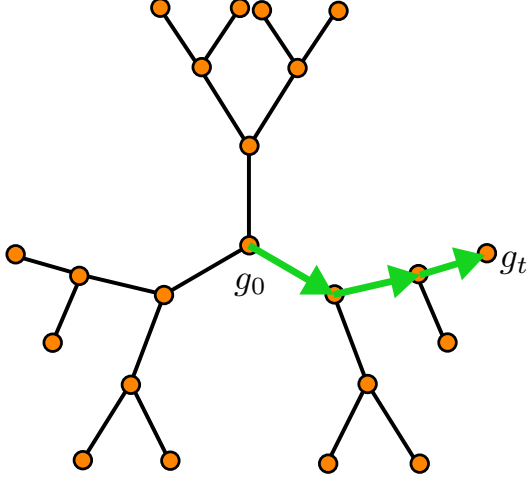
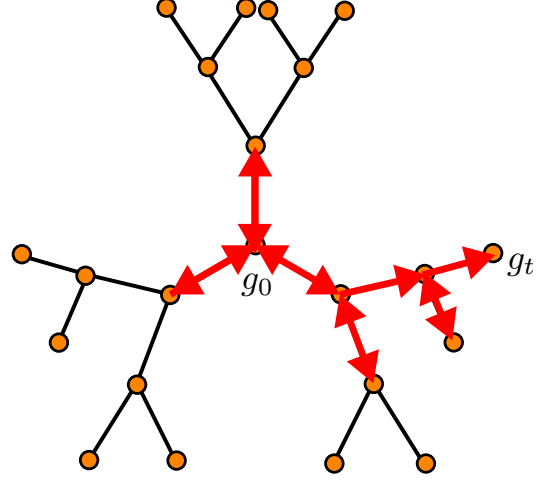
A unique shortest path**B** many longer paths

Figure 5. Schematic showing that there is a unique shortest path in a search on a Bethe lattice, but there are many more paths of length $d + k$. This underlies entropic collapse.

Consider the case of a single excursion ($\ell = 1$, total steps $d + 2$). The particle must traverse the d geodesic edges and, at one intermediate vertex, step off the geodesic and immediately return. Note the following observations:

- (1) There are approximately d vertices along the path where this error can occur.
- (2) At a specific vertex, the probability of stepping off the geodesic is $(z-2)/z$ (moving to a side branch).
- (3) The probability of returning immediately is $1/z$.

The probability of this specific trajectory scales as $p_{d+2} \propto d \cdot z^{-(d+2)}$. Consequently, the ratio depends linearly on d :

$$\frac{p_{d+2}}{p_d} \propto \frac{d \cdot z^{-(d+2)}}{z^{-d}} \propto \frac{d}{z^2}.$$

More generally, for ℓ excursions, the particle effectively chooses ℓ locations along a path of length d to insert delays. Combinatorially, this scales as $\binom{d}{\ell} \approx d^\ell / \ell!$.

This leads to a breakdown of the entropic penalty condition. The cumulative ratio $F(k)$ is no longer constant:

$$(16) \quad F(k) = \sum_{j=0}^k \frac{p_{d+j}}{p_d} \sim \sum_{\ell=0}^{\lfloor k/2 \rfloor} \frac{(Cd)^\ell}{\ell!}.$$

As $d \rightarrow \infty$, this ratio diverges. Thus, our entropy condition, Eq. (3), is violated.

The key point here is that $F(k)$ explicitly depends on d in the Bethe lattice example, causing divergence in the $d \rightarrow \infty$ limit. For our expressions to hold, the tail distribution must be *independent* of d . In Figure 4, we compare the tail distributions $\mathbb{P}(T_N > d + k)$ in the Bethe lattice and the Comet graph for different d values. In Figure 4A, we show that the distribution changes as d is changed. For $d = 5$, the distribution exhibits a longer tail, and the tail shortens as d is increased. On the other hand, $\mathbb{P}(T_N > d + k)$ is independent of d in the Comet graph (see Figure 4B). Our theoretical expressions agree with the distribution in the Comet graph for large or small d , as the distribution is independent of d .

The divergence of $F(k)$ with d signifies that the cost of delay is not constant; rather, the entropic phase space of delayed paths grows exponentially faster than the single geodesic path.

In the Comet graph, the entropy is localized in the head. In the Bethe lattice, the entropy is distributed along the entire path. As d increases, the number of ways to “get lost” grows, causing the probability mass to shift away from the minimum time d .

Consequently, the distribution p_t does not retain an exponential shape anchored at $t = d$. Instead, it **collapses** into a distribution dominated by discrete peaks at parities $d, d + 2, \dots$, which, on a coarse-grained scale, approach a Gaussian envelope centered at the mean time $\langle t \rangle = d/v_{drift}$ where $v_{drift} < 1$ is the effective ballistic velocity¹. This signifies a transition from the injection-limited universality class to the bulk-limited class. The failure of our entropic condition $F(k) \sim \text{constant}$ serves as a precise diagnostic for this phase transition.

To understand this ‘entropic collapse’, we provide some context in Figure 5. In the Bethe lattice, there is a unique shortest path of length d connecting g_0 to g_t (see Figure 5A). There cannot be a path of length $d + 1$ because an erroneous move must be corrected back to the geodesic path to find g_t . Thus, the next shortest path is of length $d + 2$. In Figure 5B, we show all the possible single-error paths a particle can take to reach g_t in $d + 2$ steps. In the specific example shown, there are five such paths, and as d grows, so will the number of paths of length $d + 2$. For large d , the sheer number of paths of length $d + 2$ will be so large that the particle is ‘forced’ to find the target in $d + 2$ steps. As such, the distribution for T_N in Figure 4A for $d = 30$ resembles two Dirac distributions centered around d and $d + 2$ whereas in Figure 4B, the distribution is more exponential.

4. DISCUSSION

This work establishes an extreme-value scaling theory for first-passage processes on discrete graphs with a hard metric constraint. In contrast to classical extreme-value theory for continuum stochastic processes, where the support of the first-passage distribution extends continuously to zero, discrete-time random walks exhibit a hard edge at the graph distance between the source and the target. This structural difference fundamentally alters the nature of the extreme statistics.

Our main result shows that, in a broad class of discrete geometries, the earliest arrival among many independent walkers is governed by a Poissonian competition between rare, ballistic trajectories. The resulting extreme-value distribution is neither Gumbel, Fréchet, nor Weibull, but instead takes a hard-edge exponential form controlled by a geometry-dependent function $F(k)$, which encodes the entropic suppression of detours away from shortest paths.

Scope and limitations. A central assumption of our framework is that the cumulative probability of arrivals occurring within a fixed number of steps beyond the graph distance remains asymptotically proportional to the shortest-path probability. This assumption captures the idea that while longer paths proliferate combinatorially, their total probability weight is suppressed by an entropic penalty. When this balance holds, the extreme statistics are dominated by near-geodesic trajectories, and the scaling limit described in Theorem 2.1 applies.

Importantly, not all discrete geometries satisfy this condition. In particular, graphs with exponential volume growth along geodesics—such as infinite regular trees—exhibit a proliferation of near-geodesic excursions whose cumulative probability grows with the source–target distance. In such cases, the present scaling regime breaks down, and the extreme statistics fall into a different universality class. Rather than representing a failure of the theory, this delineates a sharp boundary between ballistic-dominated and entropy-dominated search processes.

This distinction highlights a key message of the paper: the geometry of the underlying graph directly determines the universality class of extreme first-passage behavior.

Physical interpretation. From a physical perspective, the extreme-event regime analyzed here corresponds to a competition between many independent searchers, each attempting to realize an atypically efficient trajectory. The earliest arrival is not produced by diffusive exploration but by rare, nearly deterministic paths that minimize distance while tolerating only a limited number of local fluctuations. This, again, is a differentiation between injection-limited processes and bulk-limited processes, for which our entropy condition provides precise thresholds.

The function $F(k)$ provides a quantitative measure of how quickly this ballistic regime deteriorates as additional steps are allowed. In geometries where $F(k)$ remains finite for fixed k , the search process admits a well-defined extreme-value scaling limit in which the first arrival behaves as a Poisson process of optimal trajectories. In geometries where $F(k)$ grows with system size, the dominance of shortest paths is lost, signaling a crossover to a fundamentally different search mechanism.

¹For a pure diffusive process, $v_{drift} = 0$

Relation to previous work. Previous studies of extreme first-passage times have focused primarily on continuum diffusion, branching processes, or mean-field approximations, where shortest paths are not sharply distinguished from nearby trajectories [19, 23]. By contrast, the present work emphasizes the discrete and geometric nature of the search space, demonstrating that lattice structure, neighborhood rules, and graph growth properties play a decisive role in shaping extreme statistics.

Our results complement recent interest in fastest-particle phenomena by identifying a class of systems where the fastest arrival is controlled by geometric constraints rather than by large deviations of Brownian motion. This perspective is particularly relevant for applications involving discrete transport networks, constrained search algorithms, and biological or technological systems where motion occurs in quantized steps [3, 9, 16, 39, 40].

Outlook. Several directions emerge naturally from this work. One is the systematic classification of graphs according to whether they satisfy the entropic constraint underlying Theorem 2.1, thereby mapping out universality classes of discrete extreme-value behavior. Another is the extension of the framework to graphs with weak inhomogeneities or finite-size effects, where crossover phenomena between ballistic and entropy-dominated regimes may arise.

More broadly, this study underscores the importance of discrete geometry in extreme-event statistics. While continuum limits provide powerful approximations, they can obscure qualitative features that emerge only when the underlying discreteness of space and time is retained. Understanding these features is essential for accurately modeling extreme outcomes in realistic search and transport processes.

REFERENCES

- [1] K. BASNAYAKE AND D. HOLCMAN, *Fastest among equals: a novel paradigm in biology. reply to comments: Redundancy principle and the role of extreme statistics in molecular and cellular biology*, Physics of life reviews, 28 (2019), pp. 96–99.
- [2] R. BERTRAM, *Mathematical modeling in neuroendocrinology*, Comprehensive Physiology, 5 (2015), pp. 911–927.
- [3] P. C. BRESSLOFF AND B. R. KARAMCHED, *Model of reversible vesicular transport with exclusion*, Journal of Physics A: Mathematical and Theoretical, 49 (2016), p. 345602.
- [4] P. C. BRESSLOFF AND J. M. NEWBY, *Stochastic models of intracellular transport*, Reviews of Modern Physics, 85 (2013), pp. 135–196.
- [5] M. E. BYRNE AND M. J. CHAMBERLAIN, *Using first-passage time to link behaviour and habitat in foraging paths of a terrestrial predator, the racoon*, Animal Behaviour, 84 (2012), pp. 593–601.
- [6] T. CHOU AND M. R. D’ORSOGNA, *First passage problems in biology*, in First-passage phenomena and their applications, World Scientific, 2014, pp. 306–345.
- [7] M.-V. CIOCANEL, B. SANDSTEDE, S. P. JESCHONEK, AND K. L. MOWRY, *Modeling microtubule-based transport and anchoring of mrna*, SIAM journal on applied dynamical systems, 17 (2018), pp. 2855–2881.
- [8] D. COOMBS, *First among equals: Comment on "redundancy principle and the role of extreme statistics in molecular and cellular biology" by z. schuss, k. basnayake and d. holcman.*, Physics of life reviews, 28 (2019), pp. 92–93.
- [9] M. DORA AND D. HOLCMAN, *Active flow network generates molecular transport by packets: case of the endoplasmic reticulum*, Proceedings of the Royal Society B, 287 (2020), p. 20200493.
- [10] B. ERMENTROUT AND D. H. TERMAN, *Mathematical foundations of neuroscience*, vol. 35, Springer, 2010.
- [11] P. FLAJOLET, *The ubiquitous digital tree*, in Annual Symposium on Theoretical Aspects of Computer Science, Springer, 2006, pp. 1–22.
- [12] J. GRAMM, J. GUO, F. HÜFFNER, AND R. NIEDERMEIER, *Automated generation of search tree algorithms for hard graph modification problems*, Algorithmica, 39 (2004), pp. 321–347.
- [13] B. KARAMCHED, M. STICKLER, W. OTT, B. LINDNER, Z. P. KILPATRICK, AND K. JOSIĆ, *Heterogeneity improves speed and accuracy in social networks*, Physical review letters, 125 (2020), p. 218302.
- [14] B. KARAMCHED, S. STOLARCZYK, Z. P. KILPATRICK, AND K. JOSIĆ, *Bayesian evidence accumulation on social networks*, SIAM journal on applied dynamical systems, 19 (2020), pp. 1884–1919.
- [15] B. R. KARAMCHED AND P. C. BRESSLOFF, *Effects of cell geometry on reversible vesicular transport*, Journal of Physics A: Mathematical and Theoretical, 50 (2017), p. 055601.
- [16] A. B. KOLOMEISKY AND M. E. FISHER, *Molecular motors: a theorist’s perspective*, Annu. Rev. Phys. Chem., 58 (2007), pp. 675–695.
- [17] S. KUMARI, P. S. MANDAL, AND M. SEN, *First passage time and peak size probability distributions for a complex epidemic model*, The European Physical Journal Plus, 139 (2024), pp. 1–20.
- [18] S. D. LAWLEY, *Distribution of extreme first passage times of diffusion*, Journal of Mathematical Biology, 80 (2020), pp. 2301–2325.
- [19] S. D. LAWLEY, *Extreme first-passage times for random walks on networks*, Phys. Rev. E, 102 (2020), p. 062118, <https://doi.org/10.1103/PhysRevE.102.062118>, <https://link.aps.org/doi/10.1103/PhysRevE.102.062118>.
- [20] S. D. LAWLEY, *Universal formula for extreme first passage statistics of diffusion*, Physical Review E, 101 (2020), p. 012413.
- [21] S. D. LAWLEY, *Extreme first passage times of piecewise deterministic markov processes*, Nonlinearity, 34 (2021), p. 2750.

- [22] S. D. LAWLEY AND J. B. MADRID, *A probabilistic approach to extreme statistics of brownian escape times in dimensions 1, 2, and 3*, Journal of Nonlinear Science, 30 (2020), pp. 1207–1227.
- [23] S. LINN AND S. D. LAWLEY, *Extreme hitting probabilities for diffusion*, Journal of Physics A: Mathematical and Theoretical, 55 (2022), p. 345002.
- [24] S. LINN, S. D. LAWLEY, B. R. KARAMCHED, Z. P. KILPATRICK, AND K. JOSIĆ, *Fast decisions reflect biases; slow decisions do not*, Physical Review E, 110 (2024), p. 024305.
- [25] J. MACLAURIN AND J. NEWBY, *Extreme first passage times for populations of identical rare events*, SIAM Journal on Applied Mathematics, 85 (2025), pp. 109–142.
- [26] N. MASUDA, M. A. PORTER, AND R. LAMBIOTTE, *Random walks and diffusion on networks*, Physics reports, 716 (2017), pp. 1–58.
- [27] J. D. NOH AND H. RIEGER, *Random walks on complex networks*, Physical review letters, 92 (2004), p. 118701.
- [28] P. PATIE, *On some first passage time problems motivated by financial applications*, PhD thesis, Universität Zürich, 2004.
- [29] S. REDNER, *A guide to first-passage processes*, Cambridge university press, 2001.
- [30] S. REDNER AND B. MEERSON, *Redundancy, extreme statistics and geometrical optics of brownian motion. comment on "redundancy principle and the role of extreme statistics in molecular and cellular biology" by z. schuss et al.*, Physics of life reviews, 28 (2019), pp. 80–82.
- [31] L. G. ROBERTS, *The evolution of packet switching*, Proceedings of the IEEE, 66 (2005), pp. 1307–1313.
- [32] R. SAACKE, J. DALTON, S. NADIR, R. NEBEL, AND J. BAME, *Relationship of seminal traits and insemination time to fertilization rate and embryo quality*, Animal reproduction science, 60 (2000), pp. 663–677.
- [33] Z. SCHUSS, K. BASNAYAKE, AND D. HOLCMAN, *Redundancy principle and the role of extreme statistics in molecular and cellular biology*, Physics of life reviews, 28 (2019), pp. 52–79.
- [34] L. SIROVICH AND B. KNIGHT, *Spiking neurons and the first passage problem*, Neural computation, 23 (2011), pp. 1675–1703.
- [35] E. M. STEIN AND R. SHAKARCHI, *Real analysis: measure theory, integration, and Hilbert spaces*, Princeton University Press, 2009.
- [36] E. M. STEIN AND R. SHAKARCHI, *Fourier analysis: an introduction*, vol. 1, Princeton University Press, 2011.
- [37] M. TAMM, *Importance of extreme value statistics in biophysical contexts: Comment on "redundancy principle and the role of extreme statistics in molecular and cellular biology"*, Physics of life reviews, 28 (2019), pp. 94–95.
- [38] U. C. TÄUBER, *Critical dynamics: a field theory approach to equilibrium and non-equilibrium scaling behavior*, Cambridge University Press, 2014.
- [39] H. ZHANG, *Service disciplines for guaranteed performance service in packet-switching networks*, Proceedings of the IEEE, 83 (1995), pp. 1374–1396.
- [40] L. ZHANG, *A new architecture for packet switching network protocols*, tech. report, 1989.