

See, Explain, and Intervene: A Few-Shot Multimodal Agent Framework for Hateful Meme Moderation

Naqee Rizwan¹, Subhankar Swain^{1*}, Paramananda Bhaskar^{1*},
Gagan Aryan^{2†}, Shehryaar Shah Khan^{1†}, Animesh Mukherjee¹

{nrizwan, subhankarswain.24, pbhaskar, khanshehryaar705}@kgpian.iitkgp.ac.in
gaganaryan19@gmail.com, animeshm@cse.iitkgp.ac.in

¹Indian Institute of Technology (IIT), Kharagpur, ²Simbian

*†Equal contribution at respective positions

Abstract

In this work, we examine hateful memes from three complementary angles – how to detect them, how to explain their content and how to intervene them prior to being posted – by applying a range of strategies built on top of generative AI models. To the best of our knowledge, explanation and intervention have typically been studied separately from detection, which does not reflect real-world conditions. Further, since curating large annotated datasets for meme moderation is prohibitively expensive, we propose a novel framework that leverages task-specific generative multimodal agents and the few-shot adaptability of large multimodal models to cater to different types of memes. We believe this is the first work focused on generalizable hateful meme moderation under limited data conditions, and has strong potential for deployment in real-world production scenarios. **Warning: Contains potentially toxic contents.**

1 Introduction

Multimodal hate speech research has rapidly grown over the past few years (Hee et al., 2024c), with most works focusing on classification, i.e. assigning memes to labels like hateful, misogynistic, or harmful. This has led to some famous classification datasets like FHM (Kiela et al., 2020) and MAMI (Fersini et al., 2022); there are also some works that have been extended to other languages (Das and Mukherjee, 2023). Despite such rapid growth there are evident research gaps on explaining (Hee et al., 2023; Lin et al., 2024a) and intervening (Jha et al., 2024; Adak et al., 2025) these memes, primarily due to the lack of extensive datasets to design, train and evaluate such end-to-end content moderation frameworks. Note that as shown in Figure 1, explanation is the *reason*



Figure 1: Overview of our novel task formulation.

for the classification label assigned to a data point. Intervention provides justification as to why a hateful meme is not suitable to be posted on a social media platform. Research combining the three primary pillars – classification, explanation, and intervention – has not been carried out due to the frequent focus of cur-

rent studies on dealing with each component in isolation (Kmainasi et al., 2025; Huang et al., 2024; Agarwal et al., 2024). Three research gaps tackled in this paper are noted below.

RG 1: Incoherent content moderation of hateful memes – An end-to-end hateful meme moderation framework must perform more than just classifying the meme into specified labels. While there are some works that have explored explanation and intervention, none of them have proposed the simultaneous combination of the three primary complementary pillars – classification, explanation and intervention. Therefore to bridge this gap, we propose a **novel** end-to-end framework with the capability to simultaneously perform these tasks (refer to Section 5). Notably, in the previous works, explanation and intervention have always been carried when the system is aware of the label (i.e., these systems are evaluated by knowing that the meme is hateful). Logically this does not resonate with the real-time social media platforms’ content moderation as these works shadow the importance of simultaneous classification while explaining and intervening, that further bolsters our task formulation.

RG 2: Lack of coherent datasets – (I) **Training:** Dataset proposed in (Hee et al., 2023) (also known as HATRED dataset) was the first of its kind work to annotate explanation for hateful memes which is used for training explanation generating frameworks. However, the annotations in this dataset are only for the hateful memes (not for non-hateful memes); thus hindering the development of an end-to-end explainable classification framework. Hence, we perform manual annotation of the non-hateful memes (from the same seed dataset (FHM (Kiela et al., 2020)) used for annotating HATRED dataset). (II) **Evaluation:** Since this is a new task in content moderation domain, we also extend two popular classification datasets’ test split (FHM (Kiela et al., 2020) and MAMI (Fersini et al., 2022)) by annotating them for explanation and intervention as well. Note that it is very important to assess the proposed end-to-end framework since the data used for training the agents (refer to RG 3) come from different sources (see Section 3). **RG 3: End-to-end module for simultaneous detection, explanation and intervention** – As presented in RG 2, we annotate

only the non-hateful data for explanation due to the non-availability of training dataset for end-to-end explainable classification. For the rest of the tasks (refer to Section 5), we utilize the prior datasets (i.e. HATRED for explanations of hateful memes, MEMESENSE (Adak et al., 2025) for interventions, and MEME-CAP (Hwang and Schwartz, 2023) for meme captions). Notably, the data sources for all these different tasks are quite different and thus are incoherent. Therefore to have a coherent assessment of our task, we first fine-tune task specific small multimodal models and then generate silver training data using these task specific small agents for FHM and MAMI (whenever required). For final evaluation, we then finally perform few-shot prompting by using these silver training data on larger multimodal models. We specifically propose an idea inspired by scalable oversight where task-specific agentic models supervise larger models to accomplish a complex task; primarily due to lack of coherent training samples that can act as ground truth annotations. For evaluation purposes however, as noted in RG 2, we extend the test split of the FHM and MAMI datasets with explanation and intervention annotations. Below we summarize the key results brewed out from our work.

Key results

- Few-shot classification results using GPT-4o attains macro-F1 scores of 80.25% and 89.07% on FHM and MAMI datasets respectively, by far outperforming all the existing baselines.
- GPT-4o outperforms HATRED by generating more appropriate explanations for the FHM and MAMI datasets (SEMANTIC SIMILARITY of 0.679 and 0.654 respectively).
- INTERN-VL3 and PIXTRAL outperform the MEMESENSE framework in terms of intervention generation on FHM and MAMI datasets respectively (SEMANTIC SIMILARITY scores of 0.777 and 0.849 respectively).
- GPT-4o is the most coherent model when generating both, explanation and intervention. Also, across these two tasks the basic textual properties like *token count*, *ttr*, and *perplexity* are more consistent for GPT-4o compared to INTERN-VL3 and PIXTRAL.

2 Related work

Hateful meme moderation – Most of the prior works on hateful meme moderation have primarily focused on building datasets for hateful meme classification (Kiela et al., 2020;

Fersini et al., 2022; Lin et al., 2024b; Swain et al., 2025). Only a handful of works study explanation (Hee and Lee, 2025; Lin et al., 2024a) and intervention (Adak et al., 2025; Jha et al., 2024). As a result, numerous studies have extensively explored models for classification tasks (Rizwan et al., 2025; Cao et al., 2023b; Das and Mukherjee, 2023), which has significantly hampered the proposal of frameworks for explanation and interventions (Agarwal et al., 2024; Lin et al., 2024a; Kmainasi et al., 2025).

Few-shot prompting paradigm – Training or fine-tuning large generative AI models is costly due to either a huge number of parameters associated with them or due to unavailability of data. In contrast, few-shot prompting has emerged as a strong paradigm for model alignment without prior fine-tuning and has been often adapted to various different complex tasks where data curation is challenging like in smart agriculture (de Andrade Porto et al., 2023), legal systems (Li and Yi, 2024), robotics (Ayub and Fendley, 2022), etc. Some works for hateful content detection (Cao et al., 2024; Hee et al., 2024a) have also used few-shot prompting. However, to the best of our knowledge, integration of few-shot prompting for simultaneous classification, explanation and intervention generation has not been done so far.

3 Annotation of datasets

Dataset for training the agents: In order to train the explanation agent we use the HATRED dataset. However this set has explanation for only the hateful memes. We therefore annotate the non-hateful memes with their explanations. For training the caption and intervention generation agents we use the prior datasets – MEMECAP and MEMESENSE respectively.

Dataset for evaluation: There is no dataset in the literature that has the classification label, the explanation and the intervention altogether. Hence we annotate the test split of the FHM and MAMI datasets to include explanation and intervention annotations in addition to the labels (e.g., hateful, misogynistic etc). Details of annotators and the process of annotation carried out at each step are described in the

upcoming subsections.

3.1 Annotators

We only selected researchers who have professional working experience and have prior publications in this domain to ensure high-quality annotations. The annotator pool comprises PhD and masters students along with industry professionals and researchers who have been actively involved in prior datasets curation. This led to a strong selective team of six researchers within the age range of 21-30 years.

3.2 Annotation process

For all annotations, we use the instructions cited in prior works (for explanation (Hee et al., 2023), and for intervention (Jha et al., 2024; Adak et al., 2025)) and used their annotation guidelines. To maintain high quality, we propose a three-staged annotation: (i) pilot stage, (ii) full annotation, and (iii) evaluation and refinement.

(i) *Pilot stage:* In the first stage, each expert annotator was assigned 25 samples randomly taken from the HATRED and MEMESENSE datasets. The pilot annotations were then verified in an anonymous manner where on the basis of evaluation judged by the primary author of this paper, more than 95% of performed annotations by each annotator in pilot phase was found to be accurate and highly aligning to ground truth results. This strengthens the quality of annotations which experts in the domain bring with them.

(ii) *Full annotation workflow:* Once the pilot phase is over we share (a) all the non-hateful train points from the FHM (seed dataset of HATRED) for explanation annotation and (b) the test points from FHM and MAMI datasets for explanation and intervention annotation. Each annotator was provided with samples from these datasets along with their metadata and the annotation was carried out using the Doccano¹ platform. The instructions for these annotations are directly adopted from the respective source papers.

(iii) *Evaluation and refinement:* As stated beforehand, quality was our top most priority, and to ensure that, we again performed an additional quality control by assigning each

¹<https://github.com/doccano/doccano>

sample to two independent researchers. All the annotated samples were re-evaluated for their content and correctness; we found that more than 94% of the samples were agreed upon to be precise with a high agreement score of Cohen’s $\kappa = 0.932$. On those samples where both evaluators disagree (nearly 2% samples), were re-written and finally we had a very robust and high quality dataset for training and evaluation purposes.

4 Curated dataset

At the end of the annotation process we have the following datasets curated (see Table 1 for summary).

Training datasets for agents – We train four distinct agents to facilitate the generation of silver data. To train the captioning agent, we utilize the MEMECAP dataset (Hwang and Shwartz, 2023) (train + validation splits: 5,828 samples) for meme-oriented captions. For the explanation agent, we combine the HATRED dataset (Hee et al., 2023) (2,982 hateful samples) with our manually annotated set of 5,388 non-hateful samples from FHM, ensuring the agent is label-aware and balanced. We call this new dataset with explanations for both hateful and non-hateful memes as HATREDAUG. Finally, for the commonsense and intervention agents, we leverage the MEMESENSE dataset (Adak et al., 2025) (299 training samples), which provides ground-truth causal reasoning and interventions for toxic memes. A detailed example is shown in Figure 1.

Evaluation datasets – For the final evaluation of our unified framework (classification + explanation + intervention), we utilize the test splits of two popular benchmark datasets: FHM (Kiela et al., 2020) and MAMI (Fersini et al., 2022). As noted in Section 3, we extend the ground truth for these test splits to include explanation and intervention annotations. Specifically, we use the FHM test_seen split (983 total; 485 hateful, 498 non-hateful) and the MAMI test split (945 total; 478 misogynistic, 467 not-misogynistic).

5 Experiments

In this section, we outline how we build the task specific agents, and use the silver data obtained from these agents to fuel a few-shot framework.

dataset	task focus	split / label dist.	total
phase 1: training task-specific agents			
MEMECAP	caption	train + val	5,828
HATREDAUG	explanation	H: 2,982 NH: 5,388	8,370
MEMESENSE	common sense	train only	299
MEMESENSE	intervention	train only	299
phase 2: test			
FHM-extended	C+E+I	H: 485 NH: 498	983
MAMI-extended	C+E+I	H: 478 NH: 467	945

*H: Hateful/misogynistic, NH: non-hateful/non-misogynistic

Table 1: Statistics of datasets used in our experiments. The upper section details the data used to fine-tune the task-specific small agents (paligemma-3b-pt-448), while the lower section details the datasets used for the few-shot evaluation of the larger LMMs. C: Classification, E: Explanation, I: Intervention.

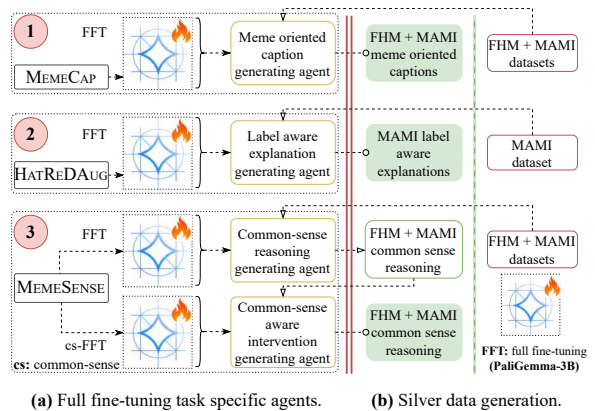


Figure 2: Overview of fine-tuning task specific agents and using them for silver data generation of FHM and MAMI datasets.

This few-shot model is simultaneously able to perform classification and generation of explanation and intervention for a test sample.

5.1 Task specific agents

We train three different types of agents as shown in Figure 2. We specifically train the PALIGEMMA 3 billion parameters model so that it can be trained effectively in a low-resource and adaptable setup. These three agentic modules, their respective input and output formulation and the datasets on which they are trained are provided below. For all these small agents, we perform full fine-tuning on the model checkpoint: paligemma-3b-pt-448. Detailed experimental setup is provided in the Appendix A.

Meme oriented caption generation – Memes significantly depart compared to general images as their contextualized meaning is portrayed as a combination of embedded text and the image

itself. Numerous examples have been covered in the MEMECAP paper (Hwang and Shwartz, 2023), where they have shown that the general description of a meme failed to uncover the actual meaning being conveyed. Therefore, we fine-tune an agent to provide meme-oriented captions for a given input. To this purpose, we use the dataset MEMECAP to train our model and input the meme to generate the captions as output during full fine-tuning. We call this trained agent \mathcal{A}_C .

Label aware explainability generator – We fine-tune a model to enact as a label-aware explainability generator to generate an explanation given the ground truth label of the meme. We use HATREDAUG to fine-tune the agent. The reason that we train a label-aware explanation generator is that we want to generate very good silver training data for the train split of unseen datasets, which will be used for the few-shot setup later. We call this trained agent \mathcal{A}_E .

Intervention generator for hateful memes – As introduced in the MEMESENSE paper (Adak et al., 2025), a set of common sense reasoning aligned to human thought process can appropriately express why a given sample is classified as hateful. We use this dataset to first fine-tune a common sense reasoning generator and then use these to further generate the actual interventions. Here also we use full fine-tuning for both common sense reasoning and intervention generation. We call this trained agent \mathcal{A}_I .

5.2 Agents guided few-shot framework

The few-shot prompting has two major steps – (a) exemplar selection, and (b) enrichment of the selected exemplars. We describe each of these steps below.

Exemplar selection: Let the test sample be denoted as t . Let the few-shot examples corresponding to t be denoted by the set $\mathcal{F} = \{f_i\}_{i=1}^n$. The few-shot examples f_i are chosen such that they have the highest cosine similarity with the t in terms of the SIGLIP embeddings². We present results for $n = \{2, 4, 8\}$.

Enrichment of the selected exemplars: For each selected exemplar, f_i , we pass it through the different agents introduced earlier. Thus $\mathcal{A}_C(f_i)$ returns the caption of the exemplar f_i . Similarly, $\mathcal{A}_E(f_i)$ returns the explanation for f_i

and $\mathcal{A}_I(f_i)$ returns the intervention only if f_i is a hateful meme. Each f_i is enriched with these additional (silver) information to enable multi-tasking and also improve the prediction performance. Finally for the test sample t we predict the label, the explanation and the intervention (if t is predicted as hateful). The exact prompt is noted below.

System prompt

You are an AI assistant tasked with classifying memes into hateful or non-hateful along with an explanation while also generating an intervention only for hateful memes based on the input image, image caption and extracted text obtained from the image.

Consider the following definitions.

- hateful: {definition of hateful}
- non-hateful: {definition of non-hateful}

Classify the meme as hateful or non-hateful and then explain the reason based on the above definitions considering the image, provided caption of the image, as well as the extracted text from the image delimited by three backticks. If the meme is hateful then further generate an intervention for it.

Example output for hateful meme: {hateful – explanation in 30 words that why the meme is hateful. Intervention - intervention in 30 words for the hateful meme.}

Example output for non-hateful meme: {non-hateful - explanation in 30 words that why the meme is non-hateful.}

User/Assistant prompt (2-shots)

User:<image> caption of 1st shot image. OCR text of 1st shot image.

Assistant: hateful - explanation - intervention

User:<image> caption of 2nd shot image. OCR text of 2nd shot image.

Assistant: non-hateful - explanation

Test point

User:<image> caption of the test image. OCR text of the test image.

Assistant:

5.3 Models and evaluation metrics

Deployed models – As noted earlier, for the small agents we perform full fine-tuning of PALIGEMMA model with three 3 billion parameters. On the other hand, for the few-shot prompting, we use two open source models INTERN-VL3 (8 billion parameters, checkpoint: OpenGVLab/InternVL3_5-8B-HF),

²We also present results assuming CLIP and BLIP embeddings in Appendix C.

PIXTRAL (12 billion parameters, [mistralai/Pixtral-12B-2409](#)) and the proprietary GPT-4o model.

Evaluation metrics – For classification, we relied on accuracy and macro-F1 score, as done in previous works as well ([Rizwan et al., 2025](#)). For explanation and intervention, we use ROUGE-L ([Lin, 2004](#)) score, SEMANTIC SIMILARITY, and BERTSCORE-F1 ([Zhang et al., 2020](#)) as carried out in previous tasks as well. In the next section, we present detailed results noting multiple takeaways.

5.4 Baselines

We benchmark our results on an array of prior works. For classification, seven state-of-the-art frameworks are compared: PROMPTHATE ([Cao et al., 2023b](#)), PRO-CAP ([Cao et al., 2023a](#)), MODHATE ([Cao et al., 2024](#)), FEW-SHOT ([Hee et al., 2024b](#)), M2KE ([Lu et al., 2025](#)), VLM-LIM ([Rizwan et al., 2025](#)), and LOREHM GPT-4o ([Huang et al., 2024](#)). While PROMPTHATE uses prompting, PRO-CAP improves upon vision-language models for better classification. However, they require rigorous fine-tuning for the alignment of image and text modalities. FEW-SHOT, MODHATE, and LOREHM present low-resource setups anchored upon few-shot and in-context learning; VLM-LIM presents a complete zero-shot setup on similar lines. M2KE is among one of the most recent works that utilizes a two-staged framework with adaptive knowledge fusion for obtaining better results; however, it requires significant fine-tuning. For explanation, we consider the framework discussed in HATRED ([Hee et al., 2023](#)) and to ensure fair assessment, we fine-tune this framework using HATREDAUG. For intervention, we utilize a recent work MEMESENSE ([Adak et al., 2025](#)) that proposes a low resource setup for intervention generation.

6 Results

In this section, we present the results obtained from our few-shot framework considering SiGLIP embeddings to measure the similarity between t and f_i to select the set of best exemplars (\mathcal{F}). The results are summarized in Table 2. The enriched few-shot samples + GPT-4o model outperforms all the previous baselines in terms of classification accu-

racy. These include VLM-LIM and LOREHM, which are also GPT-4o based. Further, this setup also surpasses the fine-tuning based approaches like PROMPTHATE, PRO-CAP, and M2KE by a margin of nearly 8%, 5.4%, and 4.6%, respectively. On the low-resource setups not using GPT-4o like MODHATE, and FEW-SHOT, even the two open-source models INTERN-VL3 and PIXTRAL report improved results by a substantial margin. For explanation, GPT-4o provides significantly better results compared to other open source models and HATRED framework. However, for intervention generation, INTERN-VL3 and PIXTRAL come out to be the best model, surpassing GPT-4o and MEMESENSE. In the next section we further discuss various interesting properties of the explanation and intervention texts.

7 Analysis

One of the key novelties of our setup is the explanation and the intervention outputs in addition to the classification label. In this section we analyze the different textual properties of these outputs to demonstrate their characteristics. We measure each of these properties across the following subgroups – correctly classified as hateful (**cp**), correctly classified as non-hateful (**cn**), incorrectly classified as hateful (**wp**) and incorrectly classified as non-hateful (**wn**). Note that while for explanation, all four subgroups are relevant, for intervention, only **cp** and **wp** are relevant.

Token count: We count the number of tokens in the explanation and the intervention texts for each of the subgroups. Figure 3 shows that explanation texts are smaller than intervention texts across all subgroups, all models and both datasets. Next, for both explanation and intervention, the text length produced by GPT-4o is more consistent across all subgroups compared to the other models. This is a possible indication of the higher stability of this model over the others. Across the open models, the token count for the explanation of the non-hateful predictions (**cn** and **wn**) is larger than that of the hateful predictions (**cp** and **wp**), showing that the models present a larger explanation when an input is flagged as non-hateful. *Type-token ratio (ttr):* The type-token ratio is a simple linguistic measure of vocabulary

task	model	FHM-C		FHM-E			FHM-I				MAMI-C		MAMI-E			MAMI-I				
		acc	mf1	rgL	ss	bsf1	rgL	ss	bsf1	sprt	acc	mf1	rgL	ss	bsf1	rgL	ss	bsf1	sprt	
C	PH	72.98	72.24	-	-	-	-	-	-	-	70.31	70.18	-	-	-	-	-	-	-	
	PC	75.1	74.85	-	-	-	-	-	-	-	73.63	73.42	-	-	-	-	-	-	-	
	MH	57.6	53.88	-	-	-	-	-	-	-	69.05	68.78	-	-	-	-	-	-	-	
	FS	66	65.8	-	-	-	-	-	-	-	70.5	70.1	-	-	-	-	-	-	-	
	MK	75.76	75.62	-	-	-	-	-	-	-	75.85	75.71	-	-	-	-	-	-	-	
	V-L	73.4	73.1	-	-	-	-	-	-	-	83.6	83.54	-	-	-	-	-	-	-	
	LM	70.2	70.14	-	-	-	-	-	-	-	83	82.98	-	-	-	-	-	-	-	
E	HR	-	-	0.126	0.417	0.862	-	-	-	-	-	-	0.105	0.361	0.859	-	-	-	-	
I	MS	-	-	-	-	-	0.204	0.689	0.88	-	-	-	-	-	-	0.225	0.73	0.886	-	
C + E + I	IV	2	71.41	71.41	0.209	0.599	0.88	0.215	0.58	0.888	341	71.96	71.69	0.207	0.581	0.885	0.332	0.792	0.915	386
		4	73.55	73.43	0.215	0.625	0.883	0.263	0.701	0.901	324	74.39	74.24	0.186	0.569	0.882	0.373	0.83	0.918	388
		8	71.41	70.33	0.227	0.635	0.887	0.29	0.777	0.907	252	75.34	75.25	0.163	0.557	0.879	0.395	0.843	0.919	385
	PX	2	69.79	69.78	0.197	0.56	0.88	0.213	0.611	0.887	338	67.94	65.88	0.191	0.513	0.882	0.326	0.802	0.912	437
		4	70.3	70.26	0.211	0.606	0.884	0.249	0.699	0.897	329	73.65	72.89	0.19	0.536	0.881	0.358	0.833	0.918	427
		8	72.53	72.45	0.224	0.635	0.887	0.272	0.774	0.903	330	75.42	74.99	0.17	0.55	0.879	0.391	0.849	0.921	418
	GPT	2	79.35	79.34	0.221	0.648	0.886	0.144	0.465	0.871	400	88.25	88.23	0.224	0.615	0.886	0.139	0.508	0.869	438
		4	79.45	79.44	0.233	0.674	0.89	0.155	0.491	0.875	401	88.78	88.75	0.231	0.641	0.888	0.172	0.565	0.877	444
		8	80.26	80.25	0.242	0.679	0.891	0.195	0.563	0.883	409	89.1	89.07	0.238	0.654	0.891	0.239	0.693	0.894	446

Table 2: Results comparing our method with the previous works. ‘-’ here represent that the prior works cannot perform those mentioned tasks. C: Classification, E: Explanation, I: Intervention, PH: PROMPTHATE, PC: PRO-CAP, MH: MOD-HATE, FS: FEW-SHOT, MK: M2KE, V-L: VLM-LIM (GPT-4o), LM: LOREHM (GPT-4o), MS: MEMESENSE, IVL: INTERN-VL3, PX: PIXTRAL, GPT: GPT-4o, acc: accuracy, rgL: ROUGE-L, ss: SEMANTIC SIMILARITY, bsf1: BERTSCORE-F1, sprt: support. Best results are marked **green** and second best results are marked light green.

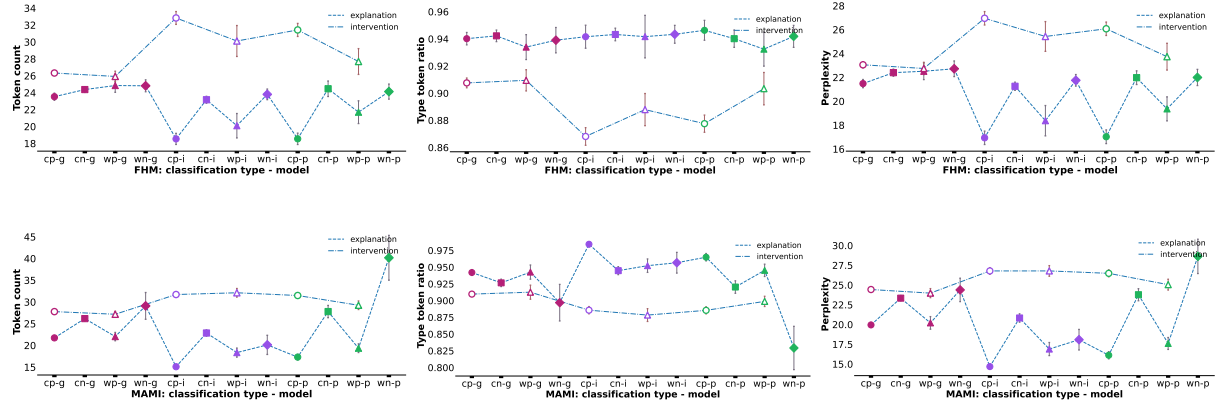


Figure 3: Token count, type token ratio, and perplexity along with error bars at 95% confidence interval. Here, cp: correct positive (circle), cn: correct negative (square), wp: wrong positive (triangle), wn: wrong negative (diamond), g: GPT-4o (maroon), i: INTERN-VL3 (purple), and p: PIXTRAL (green).

richness, calculated by dividing the number of *unique* words (types) by the total number of words (tokens) in a text, showing how varied the vocabulary is. A higher *ttr* means more diverse words, while a lower *ttr* indicates more repetition. For all models, subgroups, and datasets the explanation text has a larger *ttr* compared to the intervention text (Figure 3). This indicates that while the models generate explanations with high lexical diversity, the intervention text is often repetitive. Taken together with the token count, the explanation text is short but more diverse while the intervention text is long but more repetitive.

Unigram perplexity: The perplexity of the intervention text is higher than the explanation text across all subgroups, models and datasets (Figure 3). This indicates that the explanation texts are linguistically more coherent than the intervention text. The reason could be two-fold – (a) the fine-tuning data for intervention needs to be improved in future, (b) the models are better in generating explanations due to the recent developments in their reasoning capabilities right from the pretraining stage; intervention, on the other hand, is a relatively new concept and has possibly not been blended into the pretraining pipeline of most modern

models. In addition, we also observe that the explanation text has a higher perplexity for the non-hateful classes (**cn** and **wn**) indicating that the models usually are less coherent in generating proper explanations while flagging a data point as non-hateful.

Coherence: Measuring the coherence of the generated explanation and intervention in case where model predicted the input to be hateful (i.e., **cp** and **wp**) is important to shed light on their ‘understanding’ of hate speech. To this purpose, we calculate the semantic similarity (discussed in prior Section 6) across all the models and datasets (Figure 4). GPT-4o has the highest semantic coherence over the other two models. Further, apart from the case of MAMI for GPT-4o, in all other cases, semantic similarity is higher for *wp* cases, signifying that the model strives to generate more appropriate explanation/intervention text to justify their wrong predictions.

Sentiment distribution: To further understand the ‘tone’ of the text generated by the models, we perform sentiment analysis over their generated explanation and intervention (refer Figure 5). Each of the six plots contains six bars where the first four are for explanation and the remaining two are for intervention sentiments. Each bar contains the percentage distribution of three sentiments – *positive*, *neutral*, *negative* – that are obtained by using VADER sentiment analysis tool³. The key observations based on the sentiment score are as follows – (i) For explanation across both the datasets, cases where model performs positive predictions (i.e., **cp-ex** and **wp-ex**) have higher negative sentiment compared to negative prediction (i.e., **cn-ex** and **wn-ex**) that have higher positive sentiment. This observation indicates that models generally use negative (positive) sentiments to explain why an input should be flagged as hateful (non-hateful). (ii) Intervention text (i.e., **cp-in** and **wp-in**) of GPT-4o has more positive sentiment in contrast to INTERN-VL3 and PIXTRAL. This indicates that compared to GPT-4o the open models tend to better combat the hateful post with negatively charged intervention text and are thus found to align better with the ground truth (see Section 6). (iii) The explanations for the MAMI data points

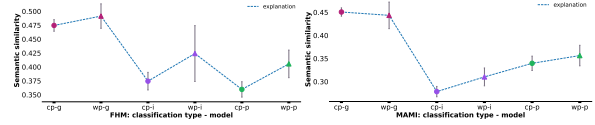


Figure 4: Coherence analysis based on semantic similarity for all considered models and datasets. Here, **cp**: correct positive, **wp**: wrong positive, **g**: GPT-4o, **i**: INTERN-VL3, and **p**: PIXTRAL.



Figure 5: Bar charts presenting the distribution of sentiments for all models and across both datasets. Here, **cp**: correct positive, **cn**: correct negative, **wp**: wrong positive, **wn**: wrong negative, **ex**: explanation, **in**: intervention.

that are predicted hateful have higher positive and neutral sentiments compared to the FHM data points. This indicates that models tend to elicit more positive sentiments to explain why an input is predicted as misogynistic. Further extended analysis is presented in Appendix D.

8 Conclusion

In this paper, we present a first of its kind task of simultaneously classifying, explaining and intervening hateful memes and propose multiple datasets for training and evaluation purposes. Then to cater the need of generalizability in the realm of costly dataset curation, we propose a novel low-resource task specific agents based few-shot framework and provide various state-of-the-art results. Finally, we conclude with a detailed analysis of explanation and intervention texts generated by the models identifying their nuanced characteristics.

³<https://github.com/cjhutto/vaderSentiment>

9 Limitations

Our dataset is primarily in English and therefore the effectiveness of the helper agents needs to be checked for other languages in future. While compute and data are both limited for full fine-tuning, in future, upon availability of these resources an interesting study would be to compare large fine-tuned models with our few-shot setup across all the three axes (classification, explanation, and intervention).

10 Ethics statement

Throughout this work, we did not intend to disclose the private details of users associated with the data. We have extended previous datasets for explanation and intervention without the addition of new samples, and therefore have taken proper care of privacy as per the corresponding copyright claims of the actual dataset providers. We also run our experiments with multiple models including both – open-source & proprietary – to ensure robust conclusions. Lastly, we shall release our dataset upon acceptance of the paper while taking proper care so that there is no privacy leakage.

References

- Sayantana Adak, Somnath Banerjee, Rajarshi Mandal, Avik Halder, Sayan Layek, Rima Hazra, and Animesh Mukherjee. 2025. [Memesense: An adaptive in-context framework for social commonsense driven meme moderation](#). *Preprint*, arXiv:2502.11246.
- Siddhant Agarwal, Shivam Sharma, Preslav Nakov, and Tanmoy Chakraborty. 2024. [Mememqa: multimodal question answering for memes via rationale-based inferencing](#). *arXiv preprint arXiv:2405.11215*.
- Ali Ayub and Carter Fendley. 2022. [Few-shot continual active learning by a robot](#). *Preprint*, arXiv:2210.04137.
- Rui Cao, Ming Shan Hee, Adriel Kuek, Wen-Haw Chong, Roy Ka-Wei Lee, and Jing Jiang. 2023a. [Pro-cap: Leveraging a frozen vision-language model for hateful meme detection](#). In *Proceedings of the 31st ACM international conference on multimedia*, pages 5244–5252.
- Rui Cao, Roy Ka-Wei Lee, Wen-Haw Chong, and Jing Jiang. 2023b. [Prompting for multimodal hateful meme classification](#). *Preprint*, arXiv:2302.04156.
- Rui Cao, Roy Ka-Wei Lee, and Jing Jiang. 2024. [Modularized networks for few-shot hateful meme detection](#). *Preprint*, arXiv:2402.11845.
- Mithun Das and Animesh Mukherjee. 2023. [Banglaabusememe: A dataset for bengali abusive meme classification](#). In *Proceedings of the 2023 Conference on Empirical Methods in Natural Language Processing*, pages 15498–15512.
- João Vitor de Andrade Porto, Arlinda Cantero Dorsa, Vanessa Aparecida de Moraes Weber, Karla Rejane de Andrade Porto, and Hemerson Pistori. 2023. [Usage of few-shot learning and meta-learning in agriculture: A literature review](#). *Smart Agricultural Technology*, 5:100307.
- Elisabetta Fersini, Francesca Gasparini, Giulia Rizzi, Aurora Saibene, Berta Chulvi, Paolo Rosso, Alyssa Lees, and Jeffrey Sorensen. 2022. [Semeval-2022 task 5: Multimedia automatic misogyny identification](#). In *Proceedings of the 16th International Workshop on Semantic Evaluation (SemEval-2022)*, pages 533–549.
- Ryan J. Gallagher, Morgan R. Frank, Lewis Mitchell, Aaron J. Schwartz, Andrew J. Reagan, Christopher M. Danforth, and Peter Sheridan Dodds. 2021. [Generalized word shift graphs: a method for visualizing and explaining pairwise comparisons between texts](#). *EPJ Data Science*, 10(1).
- Ming Shan Hee, Wen-Haw Chong, and Roy Ka-Wei Lee. 2023. [Decoding the underlying meaning of multimodal hateful memes](#). *ArXiv*, abs/2305.17678.
- Ming Shan Hee, Aditi Kumaresan, and Roy Ka-Wei Lee. 2024a. [Bridging modalities: Enhancing cross-modality hate speech detection with few-shot in-context learning](#). In *Proceedings of the 2024 Conference on Empirical Methods in Natural Language Processing*, pages 7785–7799, Miami, Florida, USA. Association for Computational Linguistics.
- Ming Shan Hee, Aditi Kumaresan, and Roy Ka-Wei Lee. 2024b. [Bridging modalities: Enhancing cross-modality hate speech detection with few-shot in-context learning](#). *arXiv preprint arXiv:2410.05600*.
- Ming Shan Hee and Roy Ka-Wei Lee. 2025. [Demystifying hateful content: Leveraging large multimodal models for hateful meme detection with explainable decisions](#). *Proceedings of the International AAAI Conference on Web and Social Media*, 19(1):774–785.
- Ming Shan Hee, Shivam Sharma, Rui Cao, Palash Nandi, Preslav Nakov, Tanmoy Chakraborty, and Roy Ka-Wei Lee. 2024c. [Recent advances in online hate speech moderation: Multimodality and the role of large models](#). In *Findings of the Association for Computational Linguistics*:

- EMNLP 2024, pages 4407–4419, Miami, Florida, USA. Association for Computational Linguistics.
- Jianzhao Huang, Hongzhan Lin, Ziyang Luo, Guang Chen, and Jing Ma. 2024. Towards low-resource harmful meme detection with llm agents. *arXiv preprint arXiv:2411.05383*.
- EunJeong Hwang and Vered Shwartz. 2023. Meme-cap: A dataset for captioning and interpreting memes. *arXiv preprint arXiv:2305.13703*.
- Prince Jha, Raghav Jain, Konika Mandal, Aman Chadha, Sriparna Saha, and Pushpak Bhat-tacharyya. 2024. Memeguard: An llm and vlm-based framework for advancing content moderation via meme intervention. *arXiv preprint arXiv:2406.05344*.
- Douwe Kiela, Hamed Firooz, Aravind Mohan, Vedanuj Goswami, Amanpreet Singh, Pratik Ringshia, and Davide Testuggine. 2020. The hateful memes challenge: Detecting hate speech in multimodal memes. *NeurIPS*, 33:2611–2624.
- Mohamed Bayan Kmainasi, Abul Hasnat, Md Arif Hasan, Ali Ezzat Shahroor, and Firoj Alam. 2025. Memeintel: Explainable detection of propagandistic and hateful memes. *arXiv preprint arXiv:2502.16612*.
- Shiye Li and Li Yi. 2024. [A few-shot entity relation extraction method in the legal domain based on large language models](#). In *Proceedings of the 2024 Guangdong-Hong Kong-Macao Greater Bay Area International Conference on Digital Economy and Artificial Intelligence, DEAI '24*, page 580–586, New York, NY, USA. Association for Computing Machinery.
- Chin-Yew Lin. 2004. Rouge: A package for automatic evaluation of summaries. In *Text summarization branches out*, pages 74–81.
- Hongzhan Lin, Ziyang Luo, Wei Gao, Jing Ma, Bo Wang, and Ruichao Yang. 2024a. Towards explainable harmful meme detection through multimodal debate between large language models. In *Proceedings of the ACM Web Conference 2024*, pages 2359–2370.
- Hongzhan Lin, Ziyang Luo, Bo Wang, Ruichao Yang, and Jing Ma. 2024b. [Goat-bench: Safety insights to large multimodal models through meme-based social abuse](#). *Preprint*, arXiv:2401.01523.
- Junyu Lu, Bo Xu, Xiaokun Zhang, Haohao Zhu, Kaichun Wang, Liang Yang, and Hongfei Lin. 2025. Is having rationales enough? rethinking knowledge enhancement for multimodal hateful meme detection. In *Proceedings of the 48th International ACM SIGIR Conference on Research and Development in Information Retrieval*, pages 559–569.
- Naquee Rizwan, Paramananda Bhaskar, Mithun Das, Swadhin Satyaprakash Majhi, Punyajoy Saha, and Animesh Mukherjee. 2025. [Exploring the limits of zero shot vision language models for hate meme detection: The vulnerabilities and their interpretations](#). *Proceedings of the International AAAI Conference on Web and Social Media*, 19(1):1669–1689.
- Subhankar Swain, Naquee Rizwan, Nayandeep Deb, Vishwajeet Singh Solanki, Vishwa Gangadhar S, and Animesh Mukherjee. 2025. [Toxictags: Decoding toxic memes with rich tag annotations](#). *Preprint*, arXiv:2508.04166.
- Tianyi Zhang, Varsha Kishore, Felix Wu, Kilian Q. Weinberger, and Yoav Artzi. 2020. [Bertscore: Evaluating text generation with bert](#). *Preprint*, arXiv:1904.09675.

A Experimental setup

A.1 Finetuning agents

We fine-tune all agents using PALIGEMMA as it suitably fits on our 48GB-L40 server. The model used is openly available at HuggingFace ([google/paligemma-3b-pt-448](#)) that has all the relevant APIs for supervised fine-tuning. We employed `learning_rate` of $2e-5$ with Adam optimizer and a `weight_decay` of $1e-6$ for 2 epochs. At both stages (fine-tune and inference) and for all task specific agents, we use the standard bfloat-16 representation for weights and bias representation.

A.2 Inference

For all inference experiments, we run the models on a very low temperature value of 0.001 to ensure reproducibility. The `max_new_tokens` parameter is tuned to 100 tokens. For GPT-4o, we use the Microsoft Azure services and deploy the open-source models INTERN-VL3, PIXTRAL, and PALIGEMMA on our server with bfloat-16 representation. For INTERN-VL3 and PIXTRAL we use their HuggingFace checkpoints.

B Evaluation of task-specific agents

Here we present an expanded evaluation of the four task-specific PALIGEMMA-3B agents introduced in Section 5.1. These agents are responsible for (i) meme-oriented captioning, (ii) label-aware explanation, (iii) common-sense reasoning, and (iv) intervention generation.

Quantitative evaluation: We evaluate each agent on its held-out test split ($n = 559$ for

MEMECAP, $n = 246$ for HATRED, and $n = 134$ for MEMESENSE) using the three metrics that jointly capture surface-level and semantic fidelity—ROUGE, SEMANTIC SIMILARITY, and BERTSCORE-F1.

agent	dataset	# samples	rgL	ss	bsf1
cap	MEMECAP	559	0.3571	0.6673	0.9042
exp	HATRED	246	0.3777	0.6326	0.9079
c-s	MEMESENSE	134	0.2501	0.7212	0.8999
int	MEMESENSE	134	0.3438	0.7857	0.9114

Table 3: Performance of the four task-specific fine-tuned PALIGEMMA-3B agents. Higher values indicate strong meaning preservation despite lexical variation. Here, cap: captions, exp: explanation, c-s: common sense, int: intervention, rgL: ROUGE-L, ss: SEMANTIC SIMILARITY, and bsf1: BERTSCORE-F1.

We obtain the following key insights from results presented in Table 3:

- (i) *Robust semantic alignment across all agents:* BERTSCORE-F1 values around 0.90 indicate that the generated content closely preserves meaning even when surface form varies.
- (ii) *Commonsense reasoning shows expected lexical diversity:* The MEMESENSE agent yields the lowest ROUGE-L, that is consistent with the open-ended nature of commonsense rationales, mirroring observations from MEMESENSE framework.
- (iii) *Interventions are structurally stable and semantically precise:* The intervention agent exhibits the highest semantic coherence, reflecting the structured and safety-centered nature of intervention writing.

C Other embedding retrievers

In this section, we present results for setups where in-context exemplar selection is based on CLIP and BLIP embedding similarity. Table 4 presents the comprehensive results across both FHM and MAMI datasets using BLIP and CLIP vision encoders for few-shot exemplar selection with 2, 4, and 8 shots. We make the following observations:

Results aligned to SIGLIP: We observe similar trends across the three types of tasks as presented with SIGLIP embeddings in the main content. The best classification, explanation, and intervention scores are nearly matching for all three embedding retrievers with slight differences. Here as well GPT-4o performs the best on classification and explanation tasks, and intervention performs the best with the

open-source model (i.e. INTERN-VL3 and PIXTRAL). This points to an important conclusion that any effective visual embedding retriever module is able to exploit the best capability of the deployed multi-tasking inference model.

Shot scaling behavior: Across all encoders, increasing the number of few-shot examples generally improves performance, particularly for GPT-4o and PIXTRAL which shows consistently increasing or nearly same scores for 2, 4 and 8 shots. However, INTERN-VL3 exhibits slight non-monotonic behavior, suggesting potential sensitivity of the model towards the shot examples.

While all the retrievers worked well, SIGLIP proved to be the most consistent exhibiting best results. Therefore we presented these results in the main section.

D Word shift patterns

In Section 7 we carried out extensive analysis to understand the textual properties of model generated explanations and interventions. In Figure 6, we further plot word shift graphs (Galagher et al., 2021). Shannon Entropy shifts⁴ are employed since it identifies the surprisal appearance of a text in a corpus. We compute two word shift graphs as follows: (i) compare the explanation of hateful vs non-hateful prediction for GPT-4o, and, (ii) compare the interventions of GPT-4o and INTERN-VL3 (INTERN-VL3 and PIXTRAL have similar patterns and hence one is shown for brevity). We make the following observations: (i) explanations for predicting a data point as hateful contains words like ‘mocks’, ‘stereotype’, ‘dehumanizing’, and similar others that reflect negative sentiments; explanation for data points predicted as non-hateful focuses on words like ‘humorously’, ‘group’, and ‘individual’ that naturally reflect positive sentiments, (ii) the interventions of GPT-4o has words like ‘promote’, ‘understanding’, and ‘avoid’ that lean toward positivity as opposed to INTERN-VL3 generated interventions that contain the words like ‘restricted’, ‘inappropriate’, and ‘offend’. As a conclusion, this word shift graph based analysis strongly corroborate with the sentiment analysis we conducted in the main content.

⁴https://shifterator.readthedocs.io/en/latest/cookbook/frequency_shifts.html#shannon-entropy-shifts

model	shots	FHM-cl		FHM-exp			FHM-int				MAMI-cl		MAMI-exp			MAMI-int				
		acc	mfl	rgL	ss	bsfl	rgL	ss	bsfl	size	acc	mfl	rgL	ss	bsfl	rgL	ss	bsfl	size	
GPT	BL	2	78.23	78.23	0.221	0.652	0.886	0.144	0.466	0.872	389	86.35	86.22	0.229	0.583	0.882	0.127	0.435	0.864	454
		4	78.54	78.53	0.233	0.671	0.889	0.164	0.509	0.876	393	86.03	85.90	0.230	0.615	0.884	0.126	0.480	0.866	452
		8	79.96	79.95	0.245	0.684	0.892	0.207	0.576	0.886	402	88.47	88.42	0.241	0.622	0.885	0.141	0.487	0.869	447
	CL	2	79.45	79.44	0.220	0.654	0.886	0.144	0.467	0.871	403	88.47	88.43	0.219	0.582	0.880	0.139	0.508	0.870	443
		4	78.94	78.93	0.237	0.678	0.890	0.167	0.495	0.875	400	88.99	88.97	0.230	0.602	0.882	0.179	0.585	0.879	444
		8	78.64	78.63	0.246	0.683	0.892	0.201	0.565	0.884	395	89.63	89.60	0.237	0.611	0.883	0.244	0.701	0.894	450
IVL	BL	2	73.45	73.42	0.206	0.601	0.878	0.229	0.620	0.892	336	74.60	74.47	0.200	0.545	0.878	0.332	0.786	0.914	387
		4	73.25	73.02	0.210	0.620	0.880	0.272	0.729	0.904	311	75.45	75.38	0.180	0.534	0.875	0.375	0.839	0.920	381
		8	71.21	70.07	0.225	0.630	0.882	0.285	0.788	0.907	248	77.25	77.18	0.165	0.524	0.872	0.384	0.844	0.919	390
	CL	2	71.21	71.20	0.212	0.606	0.883	0.216	0.583	0.889	339	73.44	73.17	0.200	0.550	0.879	0.326	0.786	0.914	394
		4	73.55	73.44	0.222	0.630	0.885	0.271	0.723	0.903	323	74.50	74.39	0.180	0.538	0.875	0.377	0.836	0.920	383
		8	70.60	69.51	0.233	0.641	0.889	0.290	0.778	0.907	251	77.67	77.64	0.161	0.522	0.871	0.381	0.846	0.919	386
PX	BL	2	69.79	69.78	0.191	0.559	0.879	0.223	0.634	0.889	339	68.78	67.23	0.191	0.488	0.877	0.327	0.798	0.912	428
		4	71.52	71.51	0.206	0.598	0.882	0.255	0.718	0.898	343	73.94	73.44	0.196	0.510	0.877	0.355	0.832	0.918	413
		8	73.04	72.95	0.218	0.625	0.885	0.275	0.771	0.905	329	76.38	76.13	0.170	0.522	0.873	0.389	0.847	0.920	409
	CL	2	69.18	69.18	0.191	0.551	0.878	0.207	0.608	0.886	341	64.55	61.55	0.193	0.503	0.880	0.332	0.805	0.912	437
		4	70.70	70.68	0.213	0.603	0.884	0.250	0.712	0.897	333	69.65	68.49	0.192	0.510	0.878	0.359	0.835	0.918	417
		8	71.31	71.31	0.222	0.631	0.886	0.268	0.759	0.903	321	74.29	73.81	0.169	0.523	0.873	0.368	0.847	0.918	415

Table 4: Results on other embedding retrievers, i.e. on BLIP and CLIP. IVL: INTERN-VL3, PX: PIXTRAL, GPT: GPT-4o, BL: BLIP, and CL: CLIP. Best results across each model are marked **green** and second best results are marked **light green**.

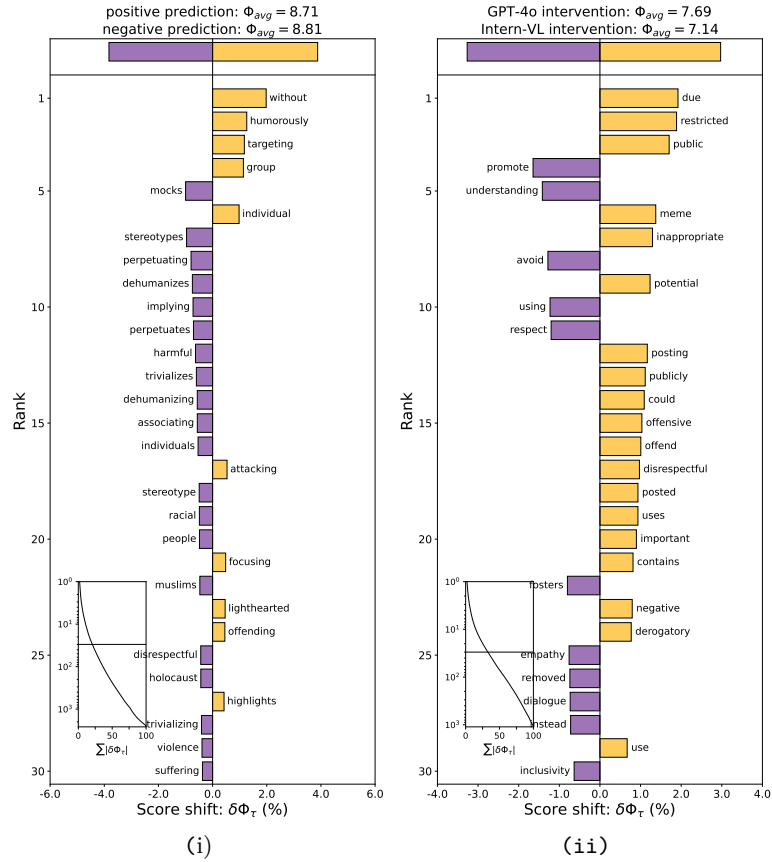


Figure 6: Word shift graphs computed using Shannon entropy shifts. Each of the two word shift figure presents 30 ranked key words based on entropy difference among the classes, with a cumulative entropy shift distribution graph present at the bottom left corner. Details of the two cases with corresponding analysis are presented in Appendix D.