

Do Sparse Autoencoders Identify Reasoning Features in Language Models?

George Ma¹ Zhongyuan Liang^{1,2} Irene Y. Chen^{1,2} Somayeh Sojoudi¹

Abstract

We investigate whether sparse autoencoders (SAEs) identify genuine reasoning features in large language models (LLMs). We first show through a simple theoretical analysis that ℓ_1 -regularized SAEs are intrinsically biased toward low-dimensional patterns, providing a mechanistic explanation for why shallow linguistic cues may be preferentially captured over distributed reasoning behaviors. Motivated by this bias, we introduce a falsification-oriented evaluation framework that combines causal token injection and LLM-guided falsification to test whether feature activation reflects reasoning processes or superficial linguistic correlates. Across 20 configurations spanning multiple model families, layers, and reasoning datasets, we find that features identified by contrastive methods are highly sensitive to token-level interventions, with 45% to 90% activating when a small number of associated tokens are injected into non-reasoning text. For the remaining features, LLM-guided falsification consistently produces non-reasoning inputs that activate the feature and reasoning inputs that do not, with no analyzed feature satisfying our criteria for genuine reasoning behavior. Steering these features yields no improvements in benchmark performance. Overall, our results suggest that SAE features identified by current contrastive approaches primarily capture linguistic correlates of reasoning rather than the underlying reasoning computations themselves. Code is available at <https://github.com/GeorgeMLP/reasoning-probing>.

1. Introduction

Recent advances in large language models (LLMs) have demonstrated strong performance on tasks that require multi-step reasoning (Huang et al., 2024; Ahn et al., 2024). These

capabilities are often enabled by chain-of-thought (CoT) prompting as well as other inference-time strategies (Wei et al., 2022; Wang et al., 2023; Yao et al., 2023), which encourage LLMs to generate explicit intermediate reasoning traces prior to producing a final answer. Motivated by these advances, a growing body of work has explored mechanistic interpretability approaches aimed at identifying and interpreting the internal representations underlying reasoning in LLMs (Chen et al., 2025; Li et al., 2025b).

A prominent interpretability approach in this area is the use of sparse autoencoders (SAEs). SAEs learn sparse decompositions that disentangle polysemantic neuron activations into more monosemantic and human-interpretable features (Bricken et al., 2023; Templeton et al., 2024). When studying reasoning with SAEs, many prior works rely on contrastive activation-based techniques to identify reasoning features. In this paradigm, SAE features are evaluated on contrastive datasets constructed from reasoning and non-reasoning text (e.g., CoT responses versus direct answers), and features exhibiting large activation differences are interpreted as reasoning features that encode reasoning processes (Chen et al., 2025; Galichin et al., 2025; Venhoff et al., 2025; Li et al., 2025b).

Despite their widespread use, these contrastive activation-based methods suffer from fundamental ambiguities. Because CoT responses differ systematically from direct answers not only in their underlying reasoning processes but also in surface lexical usage and stylistic patterns, features with large activation differences may reflect shallow lexical confounds (e.g., *Let*, *So*, *Wait*) rather than the model’s internal reasoning computations. This is further evident from prior work showing that steering certain features fails to improve performance and can even degrade it (Galichin et al., 2025). Therefore, activation differences alone are insufficient to determine whether an SAE feature captures genuine reasoning behavior.

To address this ambiguity, we introduce a systematic evaluation framework for assessing whether SAE features reflect genuine reasoning behavior or merely track reasoning-associated token confounds. Motivated in part by a theoretical bias of ℓ_1 -regularized SAEs toward low-dimensional patterns, we start from candidate reasoning features identified using contrastive methods and conduct causal token

¹UC Berkeley ²UCSF. Correspondence to: George Ma <george.ma@berkeley.edu>.

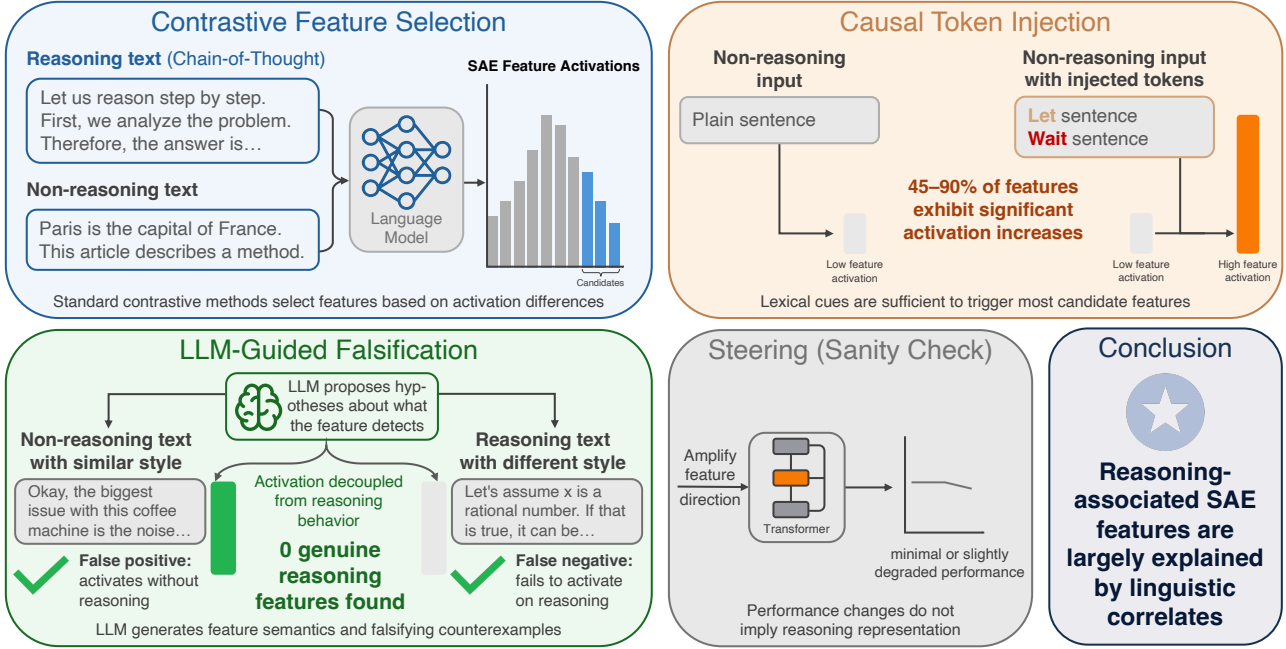


Figure 1. Overview of our falsification-based evaluation framework for reasoning features. We begin with SAE features identified by contrastive activation differences. We then test whether lexical cues are sufficient to induce activation via causal token injection. Remaining features are subjected to LLM-guided adversarial counterexample generation, which decouples reasoning behavior from feature activation. Across all configurations, this process fails to identify any feature that satisfies our criteria for genuine reasoning behavior.

injection experiments in which feature-associated tokens are inserted into non-reasoning text to test whether they are sufficient to elicit activation. To probe more complex linguistic confounds beyond simple token triggers, we apply LLM-guided falsification to construct inputs that deliberately violate the expected correspondence between reasoning context and feature activation. We additionally evaluate the behavioral relevance of these features through steering experiments on reasoning benchmarks. An overview of the evaluation framework is shown in Figure 1.

Across 20 configurations, token injection reveals that a majority of contrastively selected features are driven by lexical or short-range contextual cues. For the remaining context-dependent features, LLM-guided falsification consistently produces non-reasoning inputs that activate the feature and reasoning inputs that do not, and we do not identify any feature that satisfies our criteria for genuine reasoning behavior in the analyzed set. Steering the highest-ranked features yields no improvements on benchmarks, consistent with the interpretation that these features track correlates rather than causal reasoning computations.

2. Related Work

2.1. Mechanistic Interpretability and SAEs

Mechanistic interpretability aims to reverse-engineer LLMs by analyzing and decomposing their internal representations (Sharkey et al., 2025). Building on the linear representation hypothesis (Elhage et al., 2022; Park et al., 2024), SAEs have emerged as a prominent tool for disentangling polysemantic neurons into more monosemantic, human-interpretable features, by learning a sparse decomposition of model activations (Bricken et al., 2023; Cunningham et al., 2023; Templeton et al., 2024). Recent work has further explored a range of SAE variants and training strategies, leading to improved feature quality and interpretability (Chanin et al., 2025; Leask et al., 2025; Li et al., 2025a). Empirical studies report that SAE features can align with semantically coherent content patterns, including programming-related text (Bricken et al., 2023), arithmetic concepts (Engels et al., 2025), and safety-related content (O’Brien et al., 2025). Despite these findings, the interpretability of SAE features has primarily been demonstrated through easily identifiable textual patterns, leaving open the question of whether these features capture deeper, higher-level aspects of model behavior.

2.2. SAEs for Reasoning in LLMs

Recent LLMs, such as DeepSeek-R1 (Guo et al., 2025) and Gemini 3 (Team et al., 2025), are trained to elicit multi-step reasoning, yielding substantial performance gains on complex tasks (Wang et al., 2023; Wei et al., 2022). Motivated by these advances, several recent works apply SAEs to identify internal features associated with reasoning processes. One line of work applies contrastive activation-based methods to identify features that exhibit large activation differences or correlate with the presence of reasoning text. Steering such features has been shown to increase reasoning length and model confidence (Venhoff et al., 2025; Chen et al., 2025; Li et al., 2025b). Complementary approaches define sets of reasoning-related vocabularies and then identify reasoning SAE features either by selective activation on these tokens (Galichin et al., 2025) or by exhibiting strong positive logit contributions to them (Fang et al., 2026). However, existing approaches implicitly assume that features correlated with reasoning-style text reflect underlying reasoning processes. In practice, it remains unclear whether such correlations reflect the model’s internal reasoning computations or instead arise from shallow token-level confounds introduced by CoT supervision. Consistent with this concern, Galichin et al. (2025) reports that steering some highly correlated reasoning features can even degrade task performance.

3. Theory: ℓ_1 -Regularized SAEs Prefer Low-Dimensional Patterns

Sparse autoencoders are widely used to decompose neural activations into interpretable features by promoting sparsity through an ℓ_1 penalty (Tibshirani, 1996; Olshausen & Field, 1997). While this sparsity bias is often viewed as beneficial for interpretability, it also imposes a strong inductive preference over what kinds of structure are easiest to represent. In this section, we show that, even under idealized conditions, ℓ_1 -regularized objectives systematically favor low-dimensional patterns over high-dimensional distributed patterns of equal strength. This bias provides a principled motivation for why SAE features correlated with reasoning text may predominantly reflect lexical or surface-level cues rather than underlying reasoning computations.

Setting. We consider hidden representations $\mathbf{h} \in \mathbb{R}^d$ generated as a superposition of two components:

$$\mathbf{h} = \mathbf{u}s + \mathbf{V}\mathbf{a} + \epsilon,$$

where $\mathbf{u} \in \mathbb{R}^d$ is a fixed unit vector representing a low-dimensional pattern, $\mathbf{V} \in \mathbb{R}^{d \times k}$ has orthonormal columns representing a k -dimensional distributed subspace, and ϵ is mean-zero noise. We normalize the two components to have equal second moment, $\mathbb{E}[s^2] = \mathbb{E}[\|\mathbf{a}\|_2^2] = \kappa^2$, so that neither pattern is favored by variance alone.

Main result. The following theorem shows that, under this normalization, the expected ℓ_1 activation mass required to represent a distributed k -dimensional component scales as \sqrt{k} relative to a one-dimensional component.

Theorem 3.1 (ℓ_1 cost scales with intrinsic dimension). *Under the generative model above, consider exact linear reconstructions $\mathbf{h} = \mathbf{u}z_0 + \mathbf{V}\mathbf{z}$ with $z_0 = s$ and $\mathbf{z} = \mathbf{a}$. Then*

$$\mathbb{E}[|z_0|] = \Theta(\kappa) \quad \text{and} \quad \mathbb{E}[\|\mathbf{z}\|_1] = \Theta(\kappa\sqrt{k}),$$

with explicit constants under a Gaussian model. Consequently, in an ℓ_1 -regularized reconstruction objective, representing the k -dimensional component incurs a factor \sqrt{k} larger expected sparsity penalty than representing the one-dimensional component of equal energy.

Implications for reasoning features. This result has direct implications for interpreting SAE features associated with reasoning. If reasoning behavior in language models corresponds to distributed activation patterns spanning many dimensions, while lexical or discourse cues correspond to lower-dimensional structure, then an ℓ_1 -regularized SAE is intrinsically biased toward allocating features to the latter. When these patterns co-occur in data, as they typically do in chain-of-thought text, SAE features that correlate with reasoning examples may preferentially encode low-dimensional correlates even if high-dimensional reasoning structure is present in the underlying representations. This bias motivates the need for causal and falsification-based evaluations that go beyond activation correlations.

Limitations. The theorem isolates a single mechanism arising from ℓ_1 regularization under independence and isotropy assumptions. Real language model activations violate these assumptions: reasoning behavior and lexical cues are correlated, distributed structure may be non-isotropic and nonlinear, and practical SAEs introduce architectural and optimization effects beyond the idealized setting. The result should therefore be interpreted as identifying a structural bias of sparsity-based decompositions, not as a complete account of SAE behavior in practice.

4. Methodology

This section specifies (i) an operational definition of *genuine reasoning features* in SAEs, (ii) a contrastive approach for selecting candidate reasoning features, and (iii) two falsification tests designed to distinguish genuine reasoning features from superficial correlates.

4.1. Defining Reasoning Features in SAEs

In this section, we define what we term a *genuine reasoning feature* in SAEs. Intuitively, such a feature should reflect the

presence of reasoning processes rather than surface-level correlates of reasoning-style text. These processes include, but are not limited to, logical deduction, counterfactual reasoning, and deliberative planning. Crucially, they should be defined at the level of semantic computation rather than lexical form.

Formally, let $\mathbf{x} \in \mathbb{R}^{d_{\text{model}}}$ denote a residual stream activation at layer ℓ of a transformer language model, and let $\mathbf{f} = \text{SAE}_{\text{enc}}(\mathbf{x}) \in \mathbb{R}^{d_{\text{SAE}}}$ be the output of an SAE encoder. We refer to f_i as *feature i* . We say that f_i is a *genuine reasoning feature* iff it satisfies all of the following criteria:

Reasoning specificity. The feature activates reliably on text that involves reasoning behavior across diverse domains and contexts, while exhibiting substantially lower activation on non-reasoning text.

Non-spurious correlation. The feature does not activate on non-reasoning text that merely contains phrases that are associated with reasoning corpora. Examples include discourse markers such as “therefore” or “let us consider,” as well as other surface-level lexical artifacts frequently found in CoT text.

Semantic invariance. The feature remains stable under paraphrases and stylistic transformations that preserve the underlying reasoning structure. That is, changing tone, vocabulary, or presentation style without altering the logical content should not substantially alter the feature’s activation.

This definition is intentionally strict to exclude features that correlate strongly with reasoning datasets but whose activation is attributable to shallow lexical terms or stylistic conventions, rather than to an underlying reasoning process.

This distinction is essential for mechanistic interpretability. Recent results show that simple token-level interventions can improve performance on reasoning benchmarks without engaging any deeper reasoning mechanism. For instance, Muennighoff et al. (2025) demonstrate that replacing end-of-thinking tokens with a filler word such as “wait” substantially increases accuracy on AIME-style problems for large models. Such effects highlight the risk of conflating performance gains driven by the amplification of spurious token-level correlates with genuine reasoning processes. Accordingly, our analysis focuses on identifying features that encode *reasoning processes*, not merely *reasoning vocabulary*. More discussion for the rationale of this definition is provided in Section A.

4.2. Identifying Candidate Reasoning Features

Following prior work (Venhoff et al., 2025; Chen et al., 2025; Li et al., 2025b), we start by identifying candidate features that satisfy *Reasoning specificity* using contrastive, activation-based methods applied to reasoning and non-

reasoning text. We then consider a range of metrics to select top-ranked features as reasoning-related candidates.

4.2.1. CONTRASTIVE ACTIVATION ANALYSIS

Let \mathcal{D}_R and \mathcal{D}_{NR} denote corpora of reasoning and non-reasoning text, respectively. For a fixed model, layer, and SAE, each input produces a sequence of feature activations across token positions. We then aggregate each feature’s activation over a sequence by taking the maximum across tokens: $a_i(\mathbf{x}) = \max_t f_i(\mathbf{x}, t)$, where $f_i(\mathbf{x}, t)$ denotes the activation of feature i at token position t for input \mathbf{x} .

Applying this aggregation to all samples yields two empirical activation distributions, $\{a_{i,j}^R\}_{j=1}^{n_R}$ and $\{a_{i,k}^{NR}\}_{k=1}^{n_{NR}}$, corresponding to reasoning and non-reasoning corpora. Candidate reasoning features are those whose activation distributions differ substantially between these two sets. We next describe a range of metrics used to quantify these differences and select top-ranked features.

4.2.2. CONTRASTIVE FEATURE SELECTION METRICS

Our primary metric for selecting candidate features is Cohen’s d , which measures the standardized mean difference between two distributions (Cohen, 2013). Specifically, for each feature i , we compute

$$d_i = \frac{\bar{a}_i^R - \bar{a}_i^{NR}}{s_{\text{pooled}}},$$

where $s_{\text{pooled}} = \sqrt{\frac{(n_R-1)(s_i^R)^2 + (n_{NR}-1)(s_i^{NR})^2}{n_R + n_{NR} - 2}}$, and \bar{a}_i^R and \bar{a}_i^{NR} denote the sample means of $\{a_{i,j}^R\}_{j=1}^{n_R}$ and $\{a_{i,k}^{NR}\}_{k=1}^{n_{NR}}$, respectively, with s_i^R and s_i^{NR} denoting the corresponding sample standard deviations.

Cohen’s d provides a scale-invariant measure of effect size, reflecting the practical significance of activation differences. We rank all SAE features by d_i and select the top k features as candidate reasoning features, with $k = 100$ in all experiments. In addition to Cohen’s d , we assess robustness using two additional metrics: (i) significance under a two-sided Mann–Whitney U test comparing $\{a_{i,j}^R\}$ and $\{a_{i,k}^{NR}\}$; and (ii) ROC-AUC when using $a_i(\mathbf{x})$ as a score to discriminate between reasoning and non-reasoning samples. We observe consistent results across metrics, and provide detailed definitions and analyses for these additional metrics in Section D.

4.3. Causal Token Injection Framework

In this section, we test whether the candidate features identified in Section 4.2 satisfy the *Non-spurious correlation* criterion through causal token injection experiments. Our central hypothesis is straightforward: if a feature encodes genuine reasoning, then inserting a small number of its

most activating tokens into non-reasoning text should not substantially increase its activation.

4.3.1. IDENTIFYING TOP-ACTIVATING TOKENS

For each candidate feature f_i , we start by identifying the tokens and short token sequences that most strongly activate it on the reasoning corpus.

Unigram ranking. For each unique token t , we compute its mean activation

$$\bar{f}_{i,t} = \frac{1}{|\mathcal{I}_t|} \sum_{(\mathbf{x},j) \in \mathcal{I}_t} f_i(\mathbf{x},j),$$

where $\mathcal{I}_t = \{(\mathbf{x},j) : \text{token}_{\mathbf{x},j} = t\}$ denotes the set of all token positions at which token t occurs in the reasoning corpus. Tokens are then ranked by $\bar{f}_{i,t}$ in descending order.

Bigram and trigram ranking. We extend the same procedure to contiguous bigrams and trigrams. To control variance from rare sequences, we restrict attention to n -grams that appear at least three times for bigrams and at least two times for trigrams. Mean activations are computed analogously and ranked within each n -gram category.

4.3.2. TOKEN INJECTION EXPERIMENTS

This section evaluates whether the lexical patterns identified above are sufficient to drive feature activation outside reasoning contexts. For each feature f_i , we construct two sets of samples: *Baseline*, consisting of non-reasoning inputs drawn from \mathcal{D}_{NR} , and *Injected*, consisting of the same non-reasoning inputs with top-activating tokens inserted.

Injection strategies. To probe different forms of lexical and contextual sensitivity, we consider various injection strategies. First, *simple token injection* inserts three top-ranked tokens either by prepending them to the text, uniformly interspersing them throughout the text, or replacing randomly selected words. Second, *n -gram injection* inserts either two top-ranked bigrams or one top-ranked trigram at uniformly sampled positions within the text. Third, *contextual injection* preserves local co-occurrence structure by inserting tokens together with their frequent preceding tokens.

Feature Classification. For each feature i and injection strategy, we quantify the activation shift induced by injection using Cohen’s d (Cohen, 2013):

$$d_i^{\text{injected}} = \frac{\bar{a}_i^{\text{injected}} - \bar{a}_i^{\text{baseline}}}{s_{\text{pooled}}},$$

where $\bar{a}_i^{\text{injected}}$ and $\bar{a}_i^{\text{baseline}}$ denote the mean activations on injected and baseline samples, respectively, and s_{pooled} is the pooled standard deviation.

We assess statistical significance using independent two-sample t -tests comparing injected and baseline activations. Following standard conventions for effect size interpretation (Cohen, 2013), each feature is classified based on the strongest effect observed across all injection strategies:

1. *Token-driven*: $d \geq 0.8$ with $p < 0.01$, corresponding to a large effect.
2. *Partially token-driven*: $0.5 \leq d < 0.8$ with $p < 0.01$, corresponding to a medium effect.
3. *Weakly token-driven*: $0.2 \leq d < 0.5$ with $p < 0.05$, corresponding to a small effect.
4. *Context-dependent*: $d < 0.2$ or $p \geq 0.05$, indicating a negligible effect.

4.4. LLM-Guided Falsification

The token injection experiments described above eliminate a large class of lexical and short-range contextual confounds. Features classified as context dependent, however, are not well explained by token-level triggers alone and may instead respond to higher-level semantic patterns that are difficult to probe through predefined token manipulations. We therefore apply LLM-guided falsification to test whether these features satisfy the *Semantic invariance* criterion by constructing targeted counterexamples that attempt to falsify proposed explanations. These counterexamples include both non-reasoning text designed to elicit spurious activation and reasoning text that avoids the hypothesized pattern. We detail this procedure below.

Hypothesis generation. At the start of each iteration, the LLM is provided with three sources of information: the top-activating tokens and n -grams identified in Section 4.3.1, a small set of reasoning samples that strongly activate the feature, and token-level activation traces within those samples. Using this information, the LLM proposes an explicit hypothesis describing what linguistic or structural pattern the feature may be detecting.

Counterexample construction. Given a proposed hypothesis, the LLM generates two complementary types of test cases. First, it produces non-reasoning text that instantiates the hypothesized pattern, serving as candidate false positives (FP). Second, it generates reasoning text that intentionally avoids the hypothesized pattern by varying vocabulary, syntax, or presentation style, serving as candidate false negatives (FN).

Each candidate is then evaluated by running it through the target model and measuring the maximum activation of the feature. A non-reasoning candidate is considered a valid FP if its activation exceeds a threshold $\tau = 0.5 \times \max_j a_i(\mathbf{x}_j^{\text{R}})$, while a reasoning candidate is considered a valid FN if its activation remains below 0.1τ , where the maximum is taken

over reasoning samples. The generation and evaluation steps are repeated for up to $T = 10$ iterations, with early termination if at least three valid FP and three valid FN are obtained.

Final classification. After the iterative analysis, the LLM produces a consolidated interpretation of the feature, including the linguistic or structural pattern it appears to detect and the conditions under which it activates or fails to activate. This interpretation is informed by all evidence accumulated during the procedure, including the success or failure of generated counterexamples, activation measurements on those candidates, and consistency across iterations. To ensure reliability, we report all LLM-generated interpretations and counterexamples for a representative experiment in Section G.

4.5. Steering Experiments

As a supplementary analysis, we conduct steering experiment to probe whether amplifying candidate features identified in Section 4.2 has a measurable effect on downstream reasoning task performance.

Feature Steering. For a feature f_i with decoder direction $\mathbf{W}_{\text{dec},i} \in \mathbb{R}^{d_{\text{model}}}$, we intervene on the residual stream at layer ℓ according to $\mathbf{x}' = \mathbf{x} + \gamma f_i^{\text{max}} \mathbf{W}_{\text{dec},i}$, where $\gamma \in \mathbb{R}$ is the steering strength and f_i^{max} is the max activation of f_i on the reasoning corpus.

5. Experiments

5.1. Experimental Setup

We conduct experiments on five open-weight transformer language models. Our primary models are Gemma-3-12B-Instruct and Gemma-3-4B-Instruct (Team et al., 2025). For both, we analyze a subset of middle-to-late layers and use sparse autoencoders from the GemmaScope-2 release (McDougall et al., 2025), each with 16,384 features trained on residual stream activations. We additionally study DeepSeek-R1-Distill-Llama-8B (Guo et al., 2025), analyzing a representative middle layer using an SAE trained on reasoning-oriented corpora, specifically LMSys-Chat-1M (Zheng et al., 2024) and OpenThoughts-114k (Guha et al., 2025), with 65,536 features (Galichin et al., 2025). Results for Gemma-2-2B and Gemma-2-9B (Team et al., 2024) are reported in Section C.

For reasoning corpora, we use s1K-1.1, which consists of 1,000 challenging mathematics problems with detailed CoT traces (Muennighoff et al., 2025), and the General Inquiry Thinking Chain-of-Thought dataset, which contains 6,000 question-answer pairs spanning diverse domains with explicit reasoning annotations (Wensey, 2025). As a non-

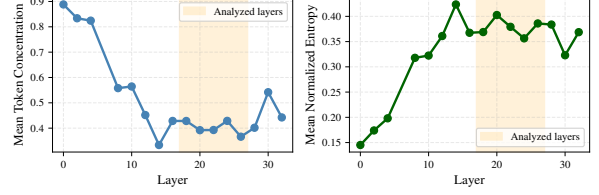


Figure 2. Token concentration ratio and normalized activation entropy for SAE features across all layers of Gemma-3-4B-Instruct on the s1K dataset. Middle layers exhibit lower concentration and higher entropy, indicating reduced reliance on specific tokens.

reasoning corpus, we use an uncopyrighted subset of the Pile (Gao et al., 2020), a large-scale collection of general web text. From each corpus, we uniformly sample 1,000 texts and truncate inputs to 64 tokens.

We focus on middle-to-late layers, motivated by both prior work and empirical analysis. Early layers are typically dominated by lexical processing, while late layers are increasingly specialized toward output token prediction (Ma et al., 2025). To further support this choice, we analyze how concentrated SAE feature activations are on individual tokens. Specifically, we compute a token concentration ratio, defined as the fraction of a feature’s activation mass attributable to its 30 most activating tokens, along with the normalized entropy of the activation distribution across tokens.

Figure 2 shows diagnostics for Gemma-3-12B-Instruct on the s1K dataset. Middle layers consistently exhibit lower concentration ratios and higher entropy than early or late layers. Similar trends are observed across models. If genuine reasoning exists at the level of individual features, these layers constitute the most plausible candidates.

We conduct all experiments on a single NVIDIA A100 GPU with 80 GB of memory. Feature detection and token injection experiments require approximately 1 hour per configuration, while LLM-guided falsification requires approximately 2 hours.

5.2. Feature Detection Results

We apply the contrastive feature selection procedure described in Section 4.2 to each combination of model, layer, and reasoning dataset. For every configuration, we rank SAE features by Cohen’s d and select the top 100 features. Results using alternative metrics, including the Mann-Whitney U test and ROC-AUC, are reported in Section D and are qualitatively consistent.

Table 1 reports the mean Cohen’s d of the top 100 features for each configuration. Mean effect sizes range from 0.675 to 1.043, corresponding to medium to large effects under standard conventions (Cohen, 2013). This indicates that

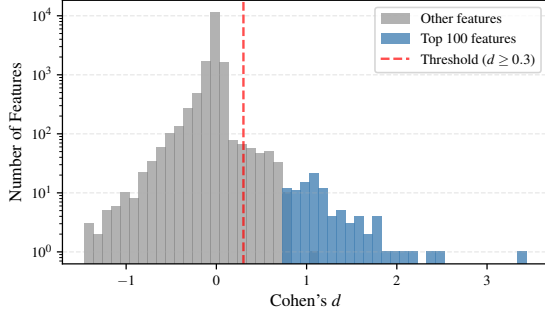


Figure 3. Distribution of Cohen’s d values across SAE features for Gemma-3-12B-Instruct at layer 22.

SAE features can reliably distinguish between reasoning and non-reasoning text at a statistical level.

Table 1. Mean Cohen’s d values for the top 100 features.

Model	Layer	s1K	General Inquiry CoT
Gemma-3-12B-Instruct	17	0.775	0.947
Gemma-3-12B-Instruct	22	0.835	0.924
Gemma-3-12B-Instruct	27	0.805	0.995
Gemma-3-4B-Instruct	17	0.909	0.984
Gemma-3-4B-Instruct	22	0.892	1.043
Gemma-3-4B-Instruct	27	0.888	1.010
DS-R1-Distill-Llama-8B	19	0.675	0.781

Figure 3 shows the full distribution of Cohen’s d values for Gemma-3-12B-Instruct at layer 22 on the s1K dataset. The distribution exhibits a long tail, with a small subset of features achieving substantially larger effect sizes than the majority. These top-ranked features form a clearly separated region in the right tail, motivating their selection for further falsification analyses.

5.3. Token Injection Results

We apply the token injection procedure described in Section 4.3 to the top 100 candidate reasoning features per configuration. For each feature, we test whether inserting its most activating tokens into non-reasoning text is sufficient to elicit strong activation, and assign the feature to the strongest classification observed across all injection strategies, following Section 4.3.2.

Table 2 summarizes the resulting classifications. Across all models, layers, and datasets, the majority of features exhibit substantial activation increases under token injection alone, indicating strong sensitivity to token-level patterns.

Across configurations, between 45% and 90% of features are classified as token-driven, partially token-driven, or weakly token-driven, demonstrating statistically significant activation increases induced by token injection alone. Only a minority of features remain context-dependent after injection.

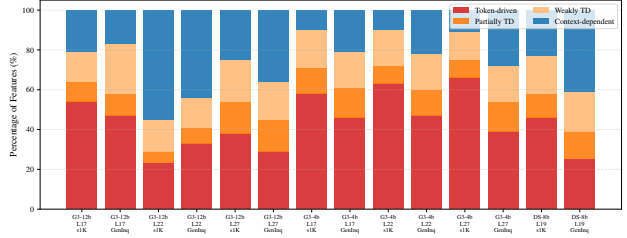


Figure 4. Distribution of token injection classifications across configurations. Each bar corresponds to a model and layer configuration, with segments indicating the proportion of features classified as token-driven (TD), partially TD, weakly TD, or context-dependent.

Consistent with these classifications, the induced activation shifts are often large. As reported in Section E.3, mean Cohen’s d values range from 0.521 to 1.471 across configurations, indicating that inserting a small number of tokens into non-reasoning text is sufficient to produce substantial activation changes.

Figure 4 visualizes these results across all configurations. The overall pattern is consistent across models and layers. Gemma-3-12B-Instruct evaluated on the s1K dataset exhibits the largest fraction of context-dependent features at 55%, while several Gemma configurations on the same dataset exhibit fewer than 12%.

Additional statistics are reported in Section E. Overall, these results indicate that most candidate reasoning features are driven by superficial lexical patterns. We therefore subject the remaining context-dependent features to the LLM-guided falsification analysis described next.

5.4. LLM-Guided Falsification Results

We apply the LLM-guided falsification procedure described in Section 4.4 to features that remain context dependent after token injection. For configurations with more than 20 such features, we randomly sample 20 for analysis. All falsification experiments are conducted using Gemini 3 Pro as the LLM hypothesis generator and interpreter.

Table 3 and 4 summarize the results for the s1K and General Inquiry CoT datasets, respectively. For each configuration, we report the number of analyzed features, the number classified as genuine reasoning features, and the number classified as confounds with high confidence. High confidence indicates that falsifying counterexamples were generated consistently across multiple iterations.

Across all 248 context-dependent features analyzed, none are classified as genuine reasoning features. Each feature admits systematic false positives on non-reasoning text and false negatives on reasoning text under the LLM-guided protocol, with most classified as confounds with high con-

Table 2. Token injection classification results for the top 100 features per configuration. TD denotes token-driven, PTD partially token-driven, WTD weakly token-driven, and CD context-dependent.

Model	Layer	s1K				General Inquiry CoT			
		TD	PTD	WTD	CD	TD	PTD	WTD	CD
Gemma-3-12B-Instruct	17	54	10	15	21	47	11	25	17
Gemma-3-12B-Instruct	22	23	6	16	55	33	8	15	44
Gemma-3-12B-Instruct	27	38	16	21	25	29	16	19	36
Gemma-3-4B-Instruct	17	58	13	19	10	46	15	18	21
Gemma-3-4B-Instruct	22	63	9	18	10	47	13	18	22
Gemma-3-4B-Instruct	27	66	9	14	11	39	15	18	28
DS-R1-Distill-Llama-8B	19	46	12	19	23	25	14	20	41

Table 3. LLM-guided falsification results for context-dependent features on the s1K dataset.

Model	Layer	Analyzed	Genuine	High Conf.
Gemma-3-12B-Instruct	17	20	0	20
Gemma-3-12B-Instruct	22	20	0	18
Gemma-3-12B-Instruct	27	20	0	20
Gemma-3-4B-Instruct	17	10	0	7
Gemma-3-4B-Instruct	22	10	0	10
Gemma-3-4B-Instruct	27	11	0	11
DS-R1-Distill-Llama-8B	19	20	0	14

Table 4. LLM-guided falsification results for context-dependent features on the General Inquiry CoT dataset.

Model	Layer	Analyzed	Genuine	High Conf.
Gemma-3-12B-Instruct	17	17	0	17
Gemma-3-12B-Instruct	22	20	0	19
Gemma-3-12B-Instruct	27	20	0	18
Gemma-3-4B-Instruct	17	20	0	18
Gemma-3-4B-Instruct	22	20	0	20
Gemma-3-4B-Instruct	27	20	0	19
DS-R1-Distill-Llama-8B	19	20	0	19

fidence due to repeated success in generating falsifying counterexamples. This indicates that their activations are better explained by linguistic or semantic correlates than by reasoning processes.

Qualitative analysis reveals recurring categories of confounds. Many features respond to instructional or planning-oriented discourse openers, such as “*Let’s break down*” or “*I need to figure out*”, while others are triggered by formal academic framing common in explanatory writing, including phrases like “*We are given*” or “*The problem asks*”. In each case, the feature activates on non-reasoning text that matches the pattern and fails to activate on reasoning text that avoids it. All interpretations and counterexamples for a representative experiment are reported in Section G.

Taken together, these results show that even features resistant to simple token injection fail to satisfy our criteria for genuine reasoning behavior, instead reflecting increasingly subtle correlates present in reasoning corpora rather than the reasoning process itself.

5.5. Steering Results

We report a small-scale steering experiment as a supplementary analysis, following the setup in Section 4.5. We focus on Gemma-3-12B-Instruct at layer 22 and select the top three features on the s1K dataset. For each feature f_i , we apply steering to the residual stream with $\gamma \in \{0, 2\}$. Table 5 reports one-shot accuracy under these conditions.

Table 5. Steering results on Gemma-3-12B-Instruct at layer 22 using the top three features on the s1K dataset.

Feature	AIME Baseline	AIME Steered	GPQA Baseline	GPQA Steered
1053	26.7%	20.0%	37.9%	13.6%
0	26.7%	10.0%	37.9%	20.2%
578	26.7%	26.7%	37.9%	33.3%

As discussed in Section 4.1, steering performance is not a reliable indicator of whether a feature encodes reasoning. Prior work shows that simple lexical interventions can substantially improve these benchmarks without engaging reasoning mechanisms (Muennighoff et al., 2025). Consistent with our broader results, steering yields minimal changes or degradations in accuracy.

6. Summary

We systematically evaluate whether sparse autoencoders identify genuine reasoning features in large language models. Starting from features selected by contrastive activation methods, we apply causal token injection and LLM-guided falsification to test whether feature activations reflect reasoning processes or reasoning-associated linguistic patterns, consistent with a sparsity bias toward low-dimensional structure. Across models, layers, and datasets, most candidate features are highly sensitive to token-level interventions, while the remaining features admit counterexamples that decouple activation from reasoning behavior. Under our criteria, we do not identify any feature that robustly captures reasoning itself. These findings indicate that contrastively identified SAE features primarily reflect linguistic correlates rather than reasoning computations, underscoring the need for falsification-based evaluation of high-level behaviors.

Impact Statement

This paper presents work whose goal is to advance the field of Machine Learning. There are many potential societal consequences of our work, none which we feel must be specifically highlighted here.

References

- Ahn, J., Verma, R., Lou, R., Liu, D., Zhang, R., and Yin, W. Large Language Models for Mathematical Reasoning: Progresses and Challenges. In *Proceedings of the 18th Conference of the European Chapter of the Association for Computational Linguistics: Student Research Workshop*, pp. 225–237, 2024.
- Bricken, T., Templeton, A., Batson, J., Chen, B., Jermyn, A., Conerly, T., Turner, N. L., Anil, C., Denison, C., Askell, A., Lasenby, R., Wu, Y., Kravec, S., Schiefer, N., Maxwell, T., Joseph, N., Tamkin, A., Nguyen, K., McLean, B., Burke, J. E., Hume, T., Carter, S., Henighan, T., and Olah, C. Towards Monosemanticity: Decomposing Language Models With Dictionary Learning. *Transformer Circuits Thread*, 2023.
- Chanin, D., Wilken-Smith, J., Dulka, T., Bhatnagar, H., Golechha, S., and Bloom, J. I. A is for Absorption: Studying Feature Splitting and Absorption in Sparse Autoencoders. In *Proceedings of the 39th Annual Conference on Neural Information Processing Systems*, 2025.
- Chen, X., Plaat, A., and van Stein, N. How does Chain of Thought Think? Mechanistic Interpretability of Chain-of-Thought Reasoning with Sparse Autoencoding. *arXiv preprint arXiv:2507.22928*, 2025.
- Cohen, J. *Statistical Power Analysis for the Behavioral Sciences*. Routledge, 2013.
- Cunningham, H., Ewart, A., Riggs, L., Huben, R., and Sharkey, L. Sparse Autoencoders Find Highly Interpretable Features in Language Models. *arXiv preprint arXiv:2309.08600*, 2023.
- Elhage, N., Hume, T., Olsson, C., Schiefer, N., Henighan, T., Kravec, S., Hatfield-Dodds, Z., Lasenby, R., Drain, D., Chen, C., et al. Toy Models of Superposition. *arXiv preprint arXiv:2209.10652*, 2022.
- Engels, J., Michaud, E. J., Liao, I., Gurnee, W., and Tegmark, M. Not All Language Model Features Are One-Dimensionally Linear. In *Proceedings of the 13th International Conference on Learning Representations*, 2025.
- Fang, Y., Wang, W., Xue, M., Deng, B., Xu, F., Liu, D., and Feng, F. Controllable LLM Reasoning via Sparse Autoencoder-Based Steering. *arXiv preprint arXiv:2601.03595*, 2026.
- Ferrando, J., Obeso, O. B., Rajamanoharan, S., and Nanda, N. Do I Know This Entity? Knowledge Awareness and Hallucinations in Language Models. In *Proceedings of the 13th International Conference on Learning Representations*, 2025.
- Galichin, A., Dontsov, A., Druzhinina, P., Razzhigaev, A., Rogov, O. Y., Tutubalina, E., and Oseledets, I. I Have Covered All the Bases Here: Interpreting Reasoning Features in Large Language Models via Sparse Autoencoders. *arXiv preprint arXiv:2503.18878*, 2025.
- Gao, L., Biderman, S., Black, S., Golding, L., Hoppe, T., Foster, C., Phang, J., He, H., Thite, A., Nabeshima, N., et al. The Pile: An 800GB Dataset of Diverse Text for Language Modeling. *arXiv preprint arXiv:2101.00027*, 2020.
- Guha, E., Marten, R., Keh, S., Raoof, N., Smyrnis, G., Bansal, H., Nezhurina, M., Mercat, J., Vu, T., Sprague, Z., et al. OpenThoughts: Data Recipes for Reasoning Models. *arXiv preprint arXiv:2506.04178*, 2025.
- Guo, D., Yang, D., Zhang, H., Song, J., Zhang, R., Xu, R., Zhu, Q., Ma, S., Wang, P., Bi, X., et al. Deepseek-R1: Incentivizing Reasoning Capability in LLMs via Reinforcement Learning. *arXiv preprint arXiv:2501.12948*, 2025.
- He, Z., Zhao, H., Qiao, Y., Yang, F., Payani, A., Ma, J., and Du, M. SAIF: A Sparse Autoencoder Framework for Interpreting and Steering Instruction Following of Language Models. *arXiv preprint arXiv:2502.11356*, 2025.
- Huang, X., Liu, W., Chen, X., Wang, X., Wang, H., Lian, D., Wang, Y., Tang, R., and Chen, E. Understanding the planning of LLM agents: A survey. *arXiv preprint arXiv:2402.02716*, 2024.
- Leask, P., Bussmann, B., Pearce, M. T., Bloom, J. I., Tigges, C., Al Moubayed, N., Sharkey, L., and Nanda, N. Sparse Autoencoders Do Not Find Canonical Units of Analysis. In *Proceedings of the 13th International Conference on Learning Representations*, 2025.
- Li, Y., Michaud, E. J., Baek, D. D., Engels, J., Sun, X., and Tegmark, M. The Geometry of Concepts: Sparse Autoencoder Feature Structure. *Entropy*, 27(4):344, 2025a.
- Li, Z., Wang, X., Yang, Y., Yao, Z., Xiong, H., and Du, M. Feature Extraction and Steering for Enhanced Chain-of-Thought Reasoning in Language Models. *arXiv preprint arXiv:2505.15634*, 2025b.

- Lieberum, T., Rajamanoharan, S., Conmy, A., Smith, L., Sonnerat, N., Varma, V., Kramár, J., Dragan, A., Shah, R., and Nanda, N. Gemma Scope: Open Sparse Autoencoders Everywhere All At Once on Gemma 2. In *Proceedings of the 7th BlackboxNLP Workshop: Analyzing and Interpreting Neural Networks for NLP*, pp. 278–300, 2024.
- Ma, G., Pfrommer, S., and Sojoudi, S. Revising and Falsifying Sparse Autoencoder Feature Explanations. In *Proceedings of the 39th Annual Conference on Neural Information Processing Systems*, 2025.
- Mann, H. B. and Whitney, D. R. On a Test of Whether one of Two Random Variables is Stochastically Larger than the Other. *The Annals of Mathematical Statistics*, pp. 50–60, 1947.
- McDougall, C., Conmy, A., Kramár, J., Lieberum, T., Rajamanoharan, S., and Nanda, N. Gemma Scope 2 - Technical Paper. *Google DeepMind Blog*, 2025.
- Muennighoff, N., Yang, Z., Shi, W., Li, X. L., Fei-Fei, L., Hajishirzi, H., Zettlemoyer, L., Liang, P., Candès, E., and Hashimoto, T. B. s1: Simple test-time scaling. In *Proceedings of the 2025 Conference on Empirical Methods in Natural Language Processing*, pp. 20286–20332, 2025.
- O’Brien, K., Majercak, D., Fernandes, X., Edgar, R. G., Bullwinkel, B., Chen, J., Nori, H., Carignan, D., Horvitz, E., and Poursabzi-Sangdeh, F. Steering Language Model Refusal with Sparse Autoencoders. In *ICML 2025 Workshop on Reliable and Responsible Foundation Models*, 2025.
- Olshausen, B. A. and Field, D. J. Sparse Coding with an Overcomplete Basis Set: A Strategy Employed by V1? *Vision research*, 37(23):3311–3325, 1997.
- Park, K., Choe, Y. J., and Veitch, V. The Linear Representation Hypothesis and the Geometry of Large Language Models. In *Proceedings of the 41st International Conference on Machine Learning*, 2024.
- Rein, D., Hou, B. L., Stickland, A. C., Petty, J., Pang, R. Y., Dirani, J., Michael, J., and Bowman, S. R. GPQA: A Graduate-Level Google-Proof Q&A Benchmark. In *Proceedings of the 1st Conference on Language Modeling*, 2024.
- Sharkey, L., Chughtai, B., Batson, J., Lindsey, J., Wu, J., Bushnaq, L., Goldowsky-Dill, N., Heimersheim, S., Ortega, A., Bloom, J., et al. Open Problems in Mechanistic Interpretability. *arXiv preprint arXiv:2501.16496*, 2025.
- Team, G., Riviere, M., Pathak, S., Sessa, P. G., Hardin, C., Bhupatiraju, S., Hussenot, L., Mesnard, T., Shahriari, B., Ramé, A., et al. Gemma 2: Improving Open Language Models at a Practical Size. *arXiv preprint arXiv:2408.00118*, 2024.
- Team, G., Kamath, A., Ferret, J., Pathak, S., Vieillard, N., Merhej, R., Perrin, S., Matejovicova, T., Ramé, A., Rivière, M., et al. Gemma 3 Technical Report. *arXiv preprint arXiv:2503.19786*, 2025.
- Templeton, A., Conerly, T., Marcus, J., Lindsey, J., Bricken, T., Chen, B., Pearce, A., Citro, C., Ameisen, E., Jones, A., Cunningham, H., Turner, N. L., McDougall, C., MacDiarmid, M., Tamkin, A., Durmus, E., Hume, T., Mosconi, F., Freeman, C. D., Sumers, T. R., Rees, E., Batson, J., Jermyn, A., Carter, S., Olah, C., and Henighan, T. Scaling Monosemanticity: Extracting Interpretable Features from Claude 3 Sonnet. *Transformer Circuits Thread*, 2024.
- Tibshirani, R. Regression Shrinkage and Selection via the Lasso. *Journal of the Royal Statistical Society Series B: Statistical Methodology*, 58(1):267–288, 1996.
- Venhoff, C., Arcuschin, I., Torr, P., Conmy, A., and Nanda, N. Understanding Reasoning in Thinking Language Models via Steering Vectors. In *ICLR 2025 Workshop on Reasoning and Planning for Large Language Models*, 2025.
- Wang, S., Asilis, J., Akgül, Ö. F., Bilgin, E. B., Liu, O., Fu, D., and Neiswanger, W. Resa: Transparent Reasoning Models via SAEs. *arXiv preprint arXiv:2506.09967*, 2025.
- Wang, X., Wei, J., Schuurmans, D., Le, Q. V., Chi, E. H., Narang, S., Chowdhery, A., and Zhou, D. Self-Consistency Improves Chain of Thought Reasoning in Language Models. In *Proceedings of the 11th International Conference on Learning Representations*, 2023.
- Wei, J., Wang, X., Schuurmans, D., Bosma, M., Xia, F., Chi, E., Le, Q. V., Zhou, D., et al. Chain-of-Thought Prompting Elicits Reasoning in Large Language Models. In *Proceedings of the 36th Annual Conference on Neural Information Processing Systems*, volume 35, pp. 24824–24837, 2022.
- Wensey, M. R. General Inquiry Thinking Chain-of-Thought Dataset. *HuggingFace Dataset*, 2025.
- Yao, S., Yu, D., Zhao, J., Shafran, I., Griffiths, T., Cao, Y., and Narasimhan, K. Tree of Thoughts: Deliberate Problem Solving with Large Language Models. In *Proceedings of the 37th Annual Conference on Neural Information Processing Systems*, volume 36, pp. 11809–11822, 2023.

Yeo, W. J., Prakash, N., Neo, C., Lee, R. K.-W., Cambria, E., and Satapathy, R. Understanding Refusal in Language Models with Sparse Autoencoders. *arXiv preprint arXiv:2505.23556*, 2025.

Zhang, Y. and Math-AI, T. American Invitational Mathematics Examination (AIME) 2024, 2024.

Zheng, L., Chiang, W.-L., Sheng, Y., Li, T., Zhuang, S., Wu, Z., Zhuang, Y., Li, Z., Lin, Z., Xing, E., et al. LMSYS-Chat-1M: A Large-Scale Real-World LLM Conversation Dataset. In *Proceedings of the 12th International Conference on Learning Representations*, 2024.

Appendix

Table of Contents

A	On interpreting high-level behaviors with sparse autoencoders	18
B	Theory	20
B.1	A clean statement and proof of the \sqrt{k} bias	20
B.2	Implications for sparse reconstruction objectives	21
B.3	Discussion and limitations of the theory	21
C	Experiment results on additional models	22
C.1	Gemma-2-9B	22
C.2	Gemma-2-2B	23
D	Experiment results on alternative ranking metrics	24
D.1	ROC-AUC based selection	24
D.2	Frequency ratio based selection	24
D.3	Comparison across ranking metrics	25
E	Additional experimental statistics	27
E.1	Token dependency statistics across configurations	27
E.2	Injection strategy performance	28
E.3	Average injection effect sizes across configurations	28
E.4	Activation magnitude analysis	30
E.5	LLM-guided falsification convergence	30
E.6	Feature overlap across reasoning datasets	30
F	Hyperparameter settings	33
F.1	Feature detection	33
F.2	Token injection	33
F.3	LLM-guided falsification	34
F.4	Steering experiments	34
F.5	Model and SAE configuration	34
G	LLM-guided feature interpretation results	35
H	Dataset details	51
H.1	s1K-1.1	51
H.2	General Inquiry Thinking Chain-of-Thought	51
H.3	Pile Uncopyrighted	51
I	Benchmark details	53
I.1	AIME 2024	53
I.2	GPQA Diamond	53
J	Potential risks	54
K	Licenses and responsible use	55

A. On interpreting high-level behaviors with sparse autoencoders

A growing body of work has used sparse autoencoders to study reasoning in large language models, often by identifying features that correlate with chain-of-thought style text or reasoning-heavy benchmarks. Several studies report SAE features whose activations differ substantially between reasoning and non-reasoning corpora and interpret these directions as encoding reasoning processes (Galichin et al., 2025; Venhoff et al., 2025; Chen et al., 2025; Li et al., 2025b; Wang et al., 2025). These results provide useful evidence that SAEs can surface latent structure associated with reasoning-related behavior. At the same time, the methodological reliance on contrastive activation statistics leaves open an important ambiguity: reasoning traces differ from non-reasoning outputs not only in the underlying computation but also in lexical choice, discourse structure, and formatting. As a result, features identified through such contrasts may capture consistent surface regularities that accompany reasoning rather than the reasoning process itself. Recent work on test-time scaling further sharpens this concern by demonstrating that substantial improvements on reasoning benchmarks can be achieved through simple inference-time interventions that modify output length or token usage, without appealing to any explicit internal representation of reasoning (Muennighoff et al., 2025). Taken together, existing results motivate caution in attributing semantic meaning to individual SAE features without additional causal or adversarial validation.

Related concerns have also arisen in SAE analyses of other high-level behaviors beyond reasoning, including refusal, hallucination, and instruction following. In the context of safety behaviors, Yeo et al. (2025) show that SAE features can predict and causally influence refusals, but also observe that these features often correlate strongly with specific refusal phrases. Similarly, work on hallucination has identified latent directions that encode whether a model recognizes specific entities, with these directions exerting causal influence on whether the model refuses to answer or generates hallucinated attributes of unknown entities (Ferrando et al., 2025). These directions reflect internal signals related to entity recognition and knowledge awareness, and while steering them can alter hallucination behavior, their effects remain closely tied to the presence or absence of entity familiarity rather than to a direct representation of an abstract notion of factual consistency. In instruction-following settings, SAEs have been used to steer task performance across structured tasks such as translation and summarization (He et al., 2025). In these cases, the linguistic regularities of the tasks themselves provide strong cues, making it difficult to determine whether identified features correspond to a general instruction-following capability or to task-specific lexical and syntactic patterns. Across these domains, prior work demonstrates that SAE features can be effective levers for controlling model behavior, while also highlighting the risk of over-interpreting such features as clean representations of high-level concepts.

Our findings should therefore be understood as complementary to this literature rather than contradictory. They suggest that, under current methodologies, individual SAE features that appear to align with reasoning behavior are better explained as linguistic or stylistic correlates than as monosemantic representations of reasoning itself. One plausible explanation is that reasoning is not localized to a single linear direction in activation space, but instead arises from coordinated activity across multiple features, layers, or time steps. This possibility is consistent with evidence that linear representations capture some semantic attributes well, while more complex processes may be distributed or nonlinear (Park et al., 2024). Another contributing factor may be feature hierarchy and absorption effects in sparse autoencoders, where broad concepts fragment into narrower features as model capacity increases, causing higher-level abstractions to lose a stable representation (Chanin et al., 2025). Under this view, the absence of a robust reasoning feature does not imply the absence of reasoning in the model, but rather reflects a mismatch between the structure of the computation and the assumptions of linear sparse decomposition.

More broadly, these considerations underscore the importance of aligning interpretive claims with the limitations of the tools used to obtain them. Sparse autoencoders remain a powerful instrument for probing model internals, but their outputs require careful validation when applied to complex, process-level behaviors. Our evaluation framework is intended to provide such validation by explicitly testing whether candidate features generalize beyond their original linguistic context. We view the difficulty of isolating genuine reasoning features not as a failure of interpretability, but as a signal that reasoning may demand richer representations and more expressive analysis methods than those currently in common use.

B. Theory

A common abstraction of SAEs is the sparse reconstruction objective

$$\min_{\mathbf{W} \in \mathbb{R}^{d \times m}} \mathbb{E} \left[\min_{\mathbf{z} \in \mathbb{R}^m} \|\mathbf{h} - \mathbf{W}\mathbf{z}\|_2^2 + \lambda \|\mathbf{z}\|_1 \right], \quad (1)$$

which is closely related to classical sparse coding and the Lasso (Tibshirani, 1996; Olshausen & Field, 1997). Many SAE training objectives can be viewed as optimizing a parameterized approximation to Equation (1), where the inner minimization is approximated by an encoder network and \mathbf{W} corresponds to decoder weights. This abstraction is imperfect but useful for isolating how the ℓ_1 penalty interacts with data geometry.

We consider the decomposition

$$\mathbf{h} = \mathbf{u}s + \mathbf{V}\mathbf{a} + \boldsymbol{\epsilon},$$

where \mathbf{u} is a unit vector, \mathbf{V} has orthonormal columns, and $\boldsymbol{\epsilon}$ is mean-zero noise independent of (s, \mathbf{a}) . To compare a one-dimensional component and a k -dimensional component at equal “energy,” we enforce

$$\mathbb{E}[s^2] = \mathbb{E}[\|\mathbf{a}\|_2^2] = \kappa^2. \quad (2)$$

A convenient choice is $s \sim \mathcal{N}(0, \kappa^2)$ and $\mathbf{a} \sim \mathcal{N}(\mathbf{0}, (\kappa^2/k)\mathbf{I}_k)$, though the main scaling result does not rely on Gaussianity.

B.1. A clean statement and proof of the \sqrt{k} bias

We restate and prove Theorem 3.1. The key observation is that, under Equation (2), typical coordinate magnitudes of \mathbf{a} scale as κ/\sqrt{k} , so the ℓ_1 norm aggregates $\Theta(k)$ such coordinates and scales as $\Theta(\kappa\sqrt{k})$.

Proof of Theorem 3.1. We first show the scaling without specifying distributions, then give explicit constants in the Gaussian case.

One-dimensional component. Let $z_0 = s$ with $\mathbb{E}[s^2] = \kappa^2$. By Cauchy-Schwarz,

$$\mathbb{E}[|z_0|] \leq \sqrt{\mathbb{E}[z_0^2]} = \kappa.$$

If s is non-degenerate and symmetric with finite variance, then $\mathbb{E}[|s|]$ is also bounded below by a constant multiple of κ (for example, for subgaussian families or any fixed-shape scale family). Hence $\mathbb{E}[|z_0|] = \Theta(\kappa)$.

k -dimensional component. Let $\mathbf{z} = \mathbf{a}$ with independent symmetric coordinates and $\mathbb{E}[\|\mathbf{a}\|_2^2] = \kappa^2$. Then

$$\mathbb{E}[\|\mathbf{z}\|_1] = \sum_{j=1}^k \mathbb{E}[|a_j|].$$

Under independence and identical second moments, we have $\mathbb{E}[a_j^2] = \kappa^2/k$ for all j . By Cauchy-Schwarz, $\mathbb{E}[|a_j|] \leq \sqrt{\mathbb{E}[a_j^2]} = \kappa/\sqrt{k}$, yielding the upper bound $\mathbb{E}[\|\mathbf{z}\|_1] \leq \kappa\sqrt{k}$. For broad distribution families, $\mathbb{E}[|a_j|]$ is also lower bounded by a constant multiple of $\sqrt{\mathbb{E}[a_j^2]}$; hence $\mathbb{E}[\|\mathbf{z}\|_1] = \Theta(\kappa\sqrt{k})$.

Gaussian constants. If $s \sim \mathcal{N}(0, \kappa^2)$, then $\mathbb{E}[|s|] = \sqrt{2/\pi}\kappa$. If $a_j \sim \mathcal{N}(0, \kappa^2/k)$ i.i.d., then $\mathbb{E}[|a_j|] = \sqrt{2/\pi}\kappa/\sqrt{k}$, so

$$\mathbb{E}[\|\mathbf{a}\|_1] = k \cdot \sqrt{\frac{2}{\pi}} \frac{\kappa}{\sqrt{k}} = \sqrt{\frac{2}{\pi}} \kappa \sqrt{k}.$$

The final statement follows because an ℓ_1 -regularized objective penalizes the expected ℓ_1 code mass linearly in λ . \square

B.2. Implications for sparse reconstruction objectives

Theorem 3.1 is purely a statement about the geometry of ℓ_1 under equal-energy normalization. To connect to learning, consider an idealized case where the dictionary contains \mathbf{u} and the columns of \mathbf{V} . In the noiseless case, exact reconstruction uses codes $(z_0, \mathbf{z}) = (s, \mathbf{a})$, and the expected sparsity penalty equals

$$\lambda (\mathbb{E}[|s|] + \mathbb{E}[\|\mathbf{a}\|_1]) = \lambda \cdot \Theta(\kappa) + \lambda \cdot \Theta(\kappa\sqrt{k}).$$

Thus, for fixed λ and fixed energy κ^2 , the distributed component incurs a factor \sqrt{k} larger expected ℓ_1 cost. When the model must trade off reconstruction quality against sparsity, this scaling predicts systematic pressure to represent low-dimensional structure more faithfully than high-dimensional structure unless the latter yields substantially larger reconstruction gains.

B.3. Discussion and limitations of the theory

Theorem 3.1 explains a bias induced by the ℓ_1 objective under idealized assumptions. It does not imply that distributed reasoning computations are absent from language models, nor that SAEs cannot represent them in principle. In practice, reasoning and lexical cues are correlated, distributed patterns may be structured and non-isotropic, and SAE training dynamics may discover mixed features or alternative decompositions. We view the theorem as a warning: when high-level behavior corresponds to a higher intrinsic-dimensional activation pattern than its surface correlates, ℓ_1 regularization can systematically favor learning the correlates.

C. Experiment results on additional models

To assess the generality of our findings beyond the Gemma-3 family, we apply the same experimental protocol described in Sections 4 and 5 to two additional models from the Gemma-2 family: Gemma-2-9B and Gemma-2-2B (Team et al., 2024). These models use an earlier architecture and provide a useful comparison across both architectural generation and model scale.

C.1. Gemma-2-9B

We analyze Gemma-2-9B, a 9B parameter model with 42 transformer layers, focusing on a representative middle layer selected based on minimal token concentration in a preliminary analysis, following the same criterion used in Section 5.1. We use sparse autoencoders from the GemmaScope release (Lieberum et al., 2024) with 16,384 features trained on residual stream activations.

Table 6 summarizes feature detection and token injection results for both reasoning datasets. As in the main experiments, we identify the top 100 features by Cohen’s d and classify them using the token injection framework from Section 4.3.2.

Table 6. Feature detection and token injection results for Gemma-2-9B. TD denotes token-driven, PTD partially token-driven, WTD weakly token-driven, and CD context-dependent.

Dataset	Mean d	TD	PTD	WTD	CD	Avg. Inject. d
s1K	0.709	6 (8%)	7 (9%)	23 (29%)	42 (54%)	0.285
General Inquiry CoT	0.764	6 (6%)	4 (4%)	33 (33%)	57 (57%)	0.294

Compared to Gemma-3 models, Gemma-2-9B exhibits a substantially larger fraction of context-dependent features and markedly smaller injection effect sizes. Although statistically significant activation differences between reasoning and non-reasoning text are still observed at the detection stage, the average Cohen’s d induced by token injection is below 0.3 for both datasets. This indicates weaker reliance on shallow token-level cues, but does not by itself imply the presence of genuine reasoning features.

To further investigate these context-dependent features, we apply the LLM-guided falsification protocol from Section 4.4 to 20 randomly sampled features per dataset. Across all 40 analyzed features, none satisfy the criteria for genuine reasoning behavior. The LLM classifies all features as confounds, with high confidence for 34 of them. The dominant confounds include formal academic writing style, meta-cognitive discourse markers, and technical vocabulary that appears in both reasoning and non-reasoning contexts.

C.2. Gemma-2-2B

We next analyze Gemma-2-2B, a 2B parameter model with 26 layers, using the same methodology. We again select a middle layer based on token concentration analysis and apply an SAE with 16,384 features.

Table 7 reports the corresponding feature detection and token injection results.

Table 7. Feature detection and token injection results for Gemma-2-2B.

Dataset	Mean d	TD	PTD	WTD	CD	Avg. Inject. d
s1K	0.636	2 (2%)	18 (18%)	36 (36%)	44 (44%)	0.281
General Inquiry CoT	0.602	1 (1%)	7 (7%)	35 (35%)	57 (57%)	0.207

Gemma-2-2B shows the weakest token injection effects among all models studied. Only a small fraction of features are classified as strongly token-driven, while between 44% and 57% are context-dependent. Average injection effect sizes are also the lowest observed. Despite this reduced token sensitivity, LLM-guided analysis of 40 context-dependent features again identifies no genuine reasoning features. Thirty-six of these features are classified as confounds with high confidence. The identified confounds include procedural discourse markers, formal sentence structure, and domain-specific vocabulary patterns.

D. Experiment results on alternative ranking metrics

In the main text, we use Cohen’s d as the primary criterion for ranking and selecting candidate reasoning features (Section 4.2.2). To evaluate the robustness of our conclusions to this choice, we repeat the full experimental pipeline using two alternative ranking metrics: ROC-AUC and frequency ratio. For every configuration, we rank all SAE features by the corresponding metric and select the top 100 features that satisfy the following criteria: minimum Cohen’s d effect size $d \geq 0.3$, Bonferroni-corrected p -value ≤ 0.01 under the Mann-Whitney U test, and ROC-AUC ≥ 0.6 when using the feature activation as a univariate classifier. All experiments in this section are conducted on Gemma-3-4B-Instruct at layer 22 using the s1K dataset, with all other parameters held fixed, including datasets, sample sizes, statistical thresholds, token injection strategies, and LLM-guided falsification.

D.1. ROC-AUC based selection

ROC-AUC measures a feature’s ability to discriminate between reasoning and non-reasoning samples across all possible thresholds. For a feature i , it is defined as

$$\text{AUC}_i = \mathbb{P}(a_{i,j}^{\text{R}} > a_{i,k}^{\text{NR}}) = \frac{1}{n_{\text{R}} n_{\text{NR}}} \sum_{j=1}^{n_{\text{R}}} \sum_{k=1}^{n_{\text{NR}}} \mathbb{1}[a_{i,j}^{\text{R}} > a_{i,k}^{\text{NR}}].$$

This metric is distribution-free, invariant to monotonic transformations, and robust to class imbalance. We rank all SAE features by ROC-AUC and select the top 100 features satisfying $\text{AUC} \geq 0.6$, Bonferroni-corrected $p \leq 0.01$, and Cohen’s $d \geq 0.3$.

Table 8 summarizes the resulting feature statistics and injection outcomes. Features selected by ROC-AUC exhibit token injection behavior that closely mirrors the results obtained using Cohen’s d ranking. In particular, 95% of features fall into one of the token-driven categories, while only a small fraction remain context-dependent. The mean Cohen’s d of the selected features is comparable to that of the Cohen’s d ranked set, indicating strong agreement between the two metrics.

Table 8. Results for the top 100 features ranked by ROC-AUC on Gemma-3-4B-Instruct at layer 22 using the s1K dataset.

Metric	Value
Mean Cohen’s d	0.830
Mean ROC-AUC	0.667
Token-driven	59 (59%)
Partially token-driven	18 (18%)
Weakly token-driven	18 (18%)
Context-dependent	5 (5%)
Features analyzed (LLM)	5
Genuine reasoning features	0

All five context-dependent features identified under ROC-AUC ranking are classified as confounds by the LLM-guided falsification procedure described in Section 4.4, with high confidence in each case.

D.2. Frequency ratio based selection

We next consider the frequency ratio metric, which measures how much more often a feature activates on reasoning samples than on non-reasoning samples. For feature i , we define

$$\text{FreqRatio}_i = \frac{\text{freq}_i^{\text{R}} + \epsilon}{\text{freq}_i^{\text{NR}} + \epsilon},$$

where freq_i^{R} and $\text{freq}_i^{\text{NR}}$ denote the proportion of samples whose maximum activation exceeds a fixed threshold, and $\epsilon = 0.01$ is a smoothing constant. The activation threshold is set to $\max(0.5 \cdot \sigma_{\text{baseline}}, 0.01)$, following the same procedure used in the auxiliary analyses described in Section 4.2.

Ranking features by frequency ratio and selecting the top 100 yields results that are nearly identical to those obtained with ROC-AUC. As shown in Table 9, 96% of selected features exhibit statistically significant token-driven behavior, with

only four features classified as context-dependent. These features also show comparable effect sizes and discriminative performance.

Table 9. Results for the top 100 features ranked by frequency ratio on Gemma-3-4B-Instruct at layer 22 using the s1K dataset.

Metric	Value
Mean Cohen’s d	0.830
Mean ROC-AUC	0.667
Token-driven	65 (65%)
Partially token-driven	14 (14%)
Weakly token-driven	17 (17%)
Context-dependent	4 (4%)
Features analyzed (LLM)	4
Genuine reasoning features	0

LLM-guided analysis of all four context-dependent features again identifies no genuine reasoning features, with each classified as a confound.

D.3. Comparison across ranking metrics

To quantify overlap between feature sets selected by different ranking metrics, we compute Jaccard similarities between the top 100 features selected by Cohen’s d , ROC-AUC, and frequency ratio. Figure 5 shows that the overlap is substantial across all pairs, indicating that the three metrics largely prioritize the same subset of features.

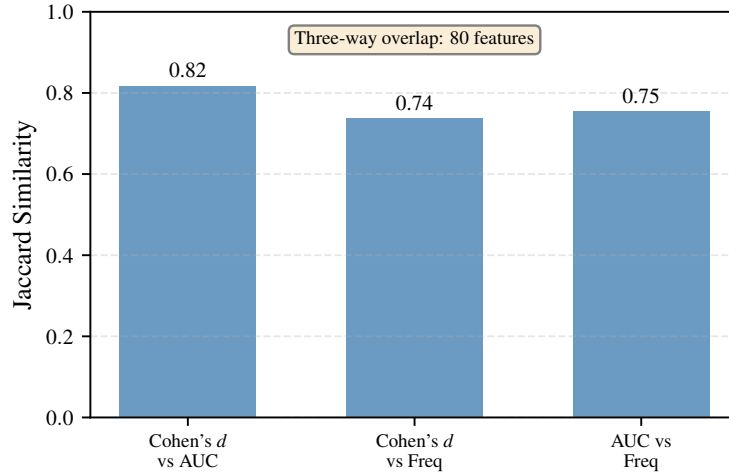


Figure 5. Jaccard similarity between top-100 feature sets selected by different ranking metrics on Gemma-3-4B-Instruct at layer 22 using the s1K dataset.

Taken together, these results demonstrate that our main conclusions do not depend on the specific choice of ranking metric. Whether features are selected by Cohen’s d , ROC-AUC, or frequency ratio, the vast majority are explained by token-level or short-range contextual confounds, and no genuine reasoning features are identified under any selection criterion.

E. Additional experimental statistics

This section reports supplementary statistics from the main experiments that provide additional quantitative context for interpreting the results presented in Section 5.

E.1. Token dependency statistics across configurations

Beyond the categorical classification induced by token injection, we analyze the degree to which feature activations are concentrated on a small subset of tokens. For each feature, we compute a token concentration score defined as the fraction of total activation mass attributable to the top 30 tokens ranked by mean activation. We additionally report normalized activation entropy as a complementary measure of dispersion. High concentration and low entropy indicate strong reliance on a limited set of lexical triggers.

Table 10 summarizes token dependency statistics for all main configurations. Across models, layers, and datasets, between 30% and 78% of features exhibit high token dependency, defined as concentration greater than 0.5. Notably, s1K configurations generally show lower token concentration than General Inquiry CoT configurations for the same model and layer. Gemma-3-4B-Instruct layer 17 on s1K shows the lowest token concentration (mean: 0.402, median: 0.265), while Gemma-3-12B-Instruct layer 27 on General Inquiry CoT shows the highest (mean: 0.714, median: 0.735), suggesting both architectural and dataset-specific influences on token dependency.

Table 10. Token concentration statistics for top-ranked features across all main configurations. High dependency denotes features with concentration greater than 0.5.

Model	Layer	Dataset	Mean	Median	High dep.
Gemma-3-12B-Instruct	17	s1K	0.529	0.478	41 (41%)
Gemma-3-12B-Instruct	17	Gen. Inq.	0.641	0.685	73 (73%)
Gemma-3-12B-Instruct	22	s1K	0.461	0.457	30 (30%)
Gemma-3-12B-Instruct	22	Gen. Inq.	0.622	0.681	73 (73%)
Gemma-3-12B-Instruct	27	s1K	0.521	0.480	41 (41%)
Gemma-3-12B-Instruct	27	Gen. Inq.	0.714	0.735	78 (78%)
Gemma-3-4B-Instruct	17	s1K	0.402	0.265	32 (32%)
Gemma-3-4B-Instruct	17	Gen. Inq.	0.639	0.699	63 (63%)
Gemma-3-4B-Instruct	22	s1K	0.539	0.449	47 (47%)
Gemma-3-4B-Instruct	22	Gen. Inq.	0.690	0.836	69 (69%)
Gemma-3-4B-Instruct	27	s1K	0.528	0.473	48 (48%)
Gemma-3-4B-Instruct	27	Gen. Inq.	0.674	0.760	71 (71%)
DS-R1-Distill-Llama-8B	19	s1K	0.569	0.528	52 (52%)
DS-R1-Distill-Llama-8B	19	Gen. Inq.	0.687	0.826	69 (69%)

For s1K configurations, median concentration values are often lower than means, indicating left-skewed distributions where most features have moderate-to-low concentration with a minority showing very high concentration. Conversely, General Inquiry CoT configurations show median values close to or higher than means, suggesting more uniform high concentration. Figure 6 visualizes the distribution of token concentration across layers for representative models.

E.2. Injection strategy performance

We further analyze which injection strategies are most effective at eliciting feature activation. For a representative configuration, Gemma-3-12B-Instruct at layer 22 on s1K, we identify the injection strategy that yields the largest Cohen’s d for each feature. The prepend strategy dominates, accounting for 69.7% of best-performing cases, followed by bigram injection, replacement, and trigram injection. Context-preserving strategies collectively account for a small fraction of cases.

This distribution indicates that simple token presence is typically sufficient to drive feature activation, and that preserving local co-occurrence or syntactic context does not substantially attenuate injection effects. Figure 7 compares Cohen’s d distributions across strategies.

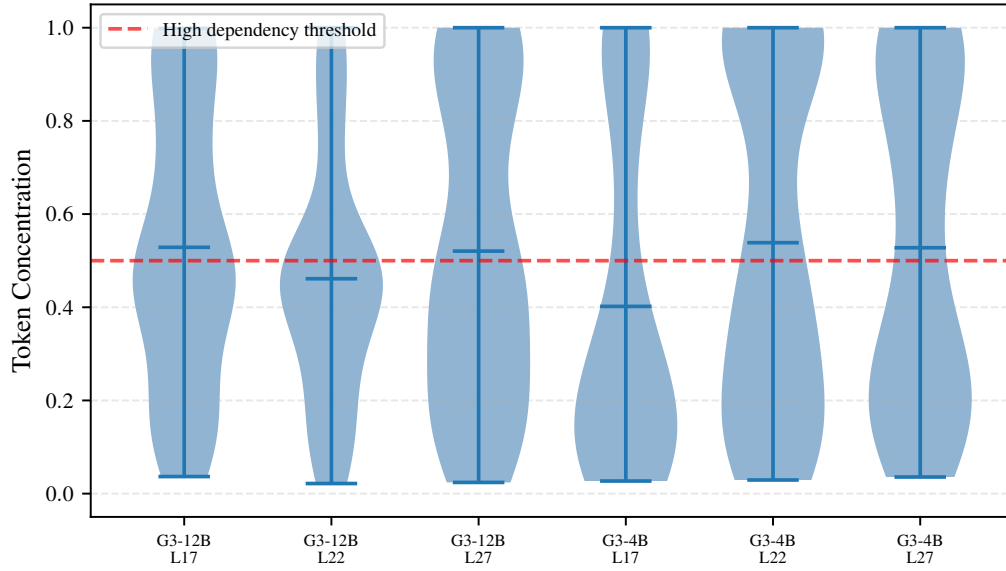


Figure 6. Token concentration distributions across layers for Gemma-3-12B-Instruct and Gemma-3-4B-Instruct on the s1K dataset.

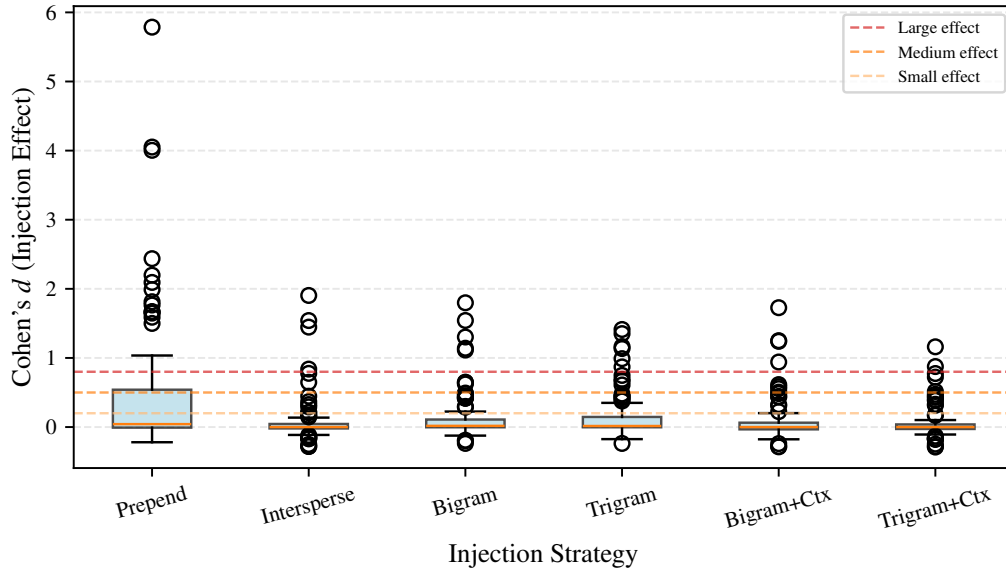


Figure 7. Cohen's d distributions across token injection strategies for Gemma-3-12B-Instruct at layer 22 on s1K.

E.3. Average injection effect sizes across configurations

This section reports the magnitude of activation changes induced by token injection across all experimental configurations. For each model, layer, and reasoning dataset, we compute the average Cohen’s d achieved by the best-performing injection strategy for each of the 100 candidate features, as defined in Section 4.3.2. The reported values therefore summarize the strength of the strongest token-level intervention per feature, averaged across features within each configuration.

Table 11 presents the resulting average effect sizes. Across all 14 configurations, the mean Cohen’s d ranges from 0.521 to 1.471, with an overall mean of 0.974 and median of 0.982. All configurations exceed $d = 0.5$, which corresponds to a medium effect size under standard conventions (Cohen, 2013), and 6 of the 14 configurations exceed $d = 1.0$, indicating very large effects.

Table 11. Average Cohen’s d for token injection across configurations. Values are computed by averaging, for each configuration, the best injection effect size per feature across the top 100 candidate features.

Model	Layer	s1K	General Inquiry CoT
Gemma-3-12B-Instruct	17	1.266	0.982
Gemma-3-12B-Instruct	22	0.539	0.660
Gemma-3-12B-Instruct	27	1.044	0.698
Gemma-3-4B-Instruct	17	1.404	1.078
Gemma-3-4B-Instruct	22	1.409	0.913
Gemma-3-4B-Instruct	27	1.471	0.756
DeepSeek-R1-Distill-Llama-8B	19	0.899	0.521

These effect sizes indicate that injecting a small number of feature-associated tokens into non-reasoning text is sufficient to induce substantial activation shifts. In particular, injecting three tokens into 64-token sequences, which corresponds to approximately 4.7% of the input tokens, produces activation increases that are comparable to or exceed conventional medium and large effect size thresholds. The consistency of these effects across models, layers, and datasets provides strong evidence that token-level patterns play a dominant role in driving the activation of features identified by contrastive methods.

We observe systematic variation across configurations. Gemma-3 models generally exhibit larger average injection effects than DeepSeek-R1-Distill-Llama-8B. Gemma-3-4B-Instruct shows the highest injection effects (1.404–1.471 on s1K), while Gemma-3-12B-Instruct layer 22 shows the lowest among Gemma-3 models (0.539–0.660). Nevertheless, even the smallest observed average effect size represents a medium effect, underscoring that token injection reliably induces strong feature activation across all tested conditions.

E.4. Activation magnitude analysis

To contextualize effect sizes, we analyze absolute activation magnitudes across conditions. For each feature, we compute the mean activation across samples within each condition and then average these values across features.

Table 12 reports activation statistics for Gemma-3-12B-Instruct at layer 22 on s1K. Token injection increases mean activation by a factor of approximately 1.32 relative to the non-reasoning baseline and reaches parity with activations observed on genuine reasoning text. The overlap in upper-tail statistics further indicates that token injection is sufficient to reproduce the activation regimes associated with reasoning inputs.

Table 12. Activation magnitude statistics for Gemma-3-12B-Instruct at layer 22 on s1K. Injected refers to the best-performing token injection strategy per feature.

Condition	Mean	Std.	Median	90th pct.
Non-reasoning (baseline)	416.5	1102.8	26.2	1366.8
Non-reasoning (injected)	549.8	1123.1	68.5	1971.5
Reasoning text	558.3	1139.5	144.2	2010.3

E.5. LLM-guided falsification convergence

We analyze the convergence behavior of the LLM-guided falsification protocol described in Section 4.4. Table 13 reports the number of iterations required to reach the stopping criteria across all 153 context-dependent features from the main experiments.

Table 13. Iteration statistics for LLM-guided falsification across all analyzed context-dependent features.

Statistic	Value
Mean iterations to convergence	2.4
Median iterations to convergence	2.0
Converged in 1 iteration	47 (31%)
Converged in 2 iterations	68 (44%)
Converged in 3 or more iterations	38 (25%)
Reached max iterations (10)	3 (2%)

Most features converge rapidly, with 75% resolving within two iterations. Features requiring more iterations typically involve overlapping stylistic or discourse-level patterns.

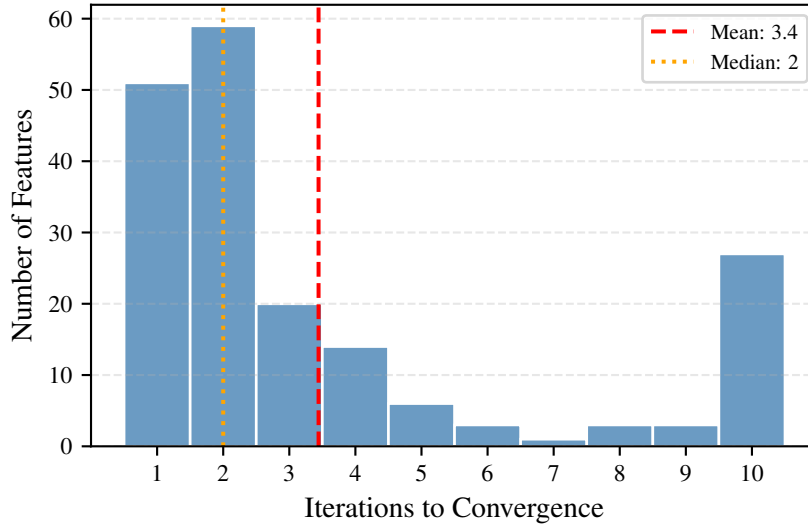


Figure 8. Distribution of iterations required for LLM-guided falsification to converge.

E.6. Feature overlap across reasoning datasets

Finally, we examine whether the same features are selected when ranking on different reasoning datasets. For each model and layer, we compute the Jaccard similarity between the top 100 features identified using s1K and General Inquiry CoT.

Table 14 shows that overlap is generally low, with Jaccard similarities ranging from 0.058 to 0.190. Larger models exhibit moderately higher overlap, while deeper layers tend to show reduced overlap. These results indicate that different reasoning datasets activate largely distinct feature subsets.

Figure 9 provides a visual summary of feature overlap across datasets. LLM-guided analysis of shared context-dependent features again identifies only confounds, including mathematical notation detectors, formal discourse markers, and meta-cognitive phrases that appear across reasoning and non-reasoning text.

Table 14. Overlap between top-ranked features selected using s1K and General Inquiry CoT.

Model	Layer	Intersection	Jaccard
Gemma-3-12B-Instruct	17	27	0.156
Gemma-3-12B-Instruct	22	32	0.190
Gemma-3-12B-Instruct	27	12	0.064
Gemma-3-4B-Instruct	17	11	0.058
Gemma-3-4B-Instruct	22	16	0.087
Gemma-3-4B-Instruct	27	13	0.070

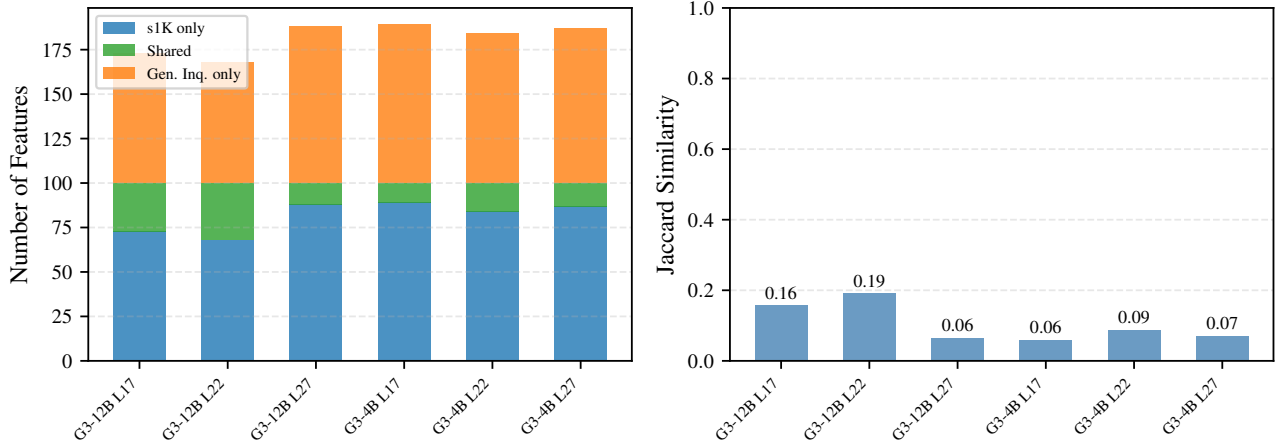


Figure 9. Feature overlap between s1K and General Inquiry CoT across models and layers.

F. Hyperparameter settings

This section specifies all hyperparameters used throughout the experimental pipeline described in Sections 4 and 5. Unless otherwise stated, these settings are shared across all models, layers, and datasets.

F.1. Feature detection

Candidate reasoning features were identified using 1,000 samples from each corpus, reasoning and non-reasoning, with each sample truncated to a maximum of 64 tokens. Feature activations were aggregated using the maximum activation across tokens. In the main experiments, features were ranked by Cohen’s d , while appendix experiments used alternative ranking metrics as described in Section D.

We imposed three simultaneous selection thresholds: minimum Cohen’s d of 0.3, maximum Bonferroni-corrected p -value of 0.01 using the Mann-Whitney U test (Mann & Whitney, 1947), and minimum ROC-AUC of 0.6. From the features satisfying all criteria, we selected the top 100 ranked by the primary metric.

For token dependency analysis, we extracted the top 30 tokens per feature based on mean activation, requiring a minimum of five occurrences. We additionally extracted the top 20 bigrams with at least three occurrences and the top 10 trigrams with at least two occurrences. Activation collection used a batch size of 16 for all models.

F.2. Token injection

Token injection experiments were conducted on the top 100 features selected in the detection stage. For each feature, we used 500 non-reasoning samples for the baseline condition and 500 non-reasoning samples for the injected condition, with all samples truncated to 64 tokens. All processing used a batch size of 16.

We evaluated eight token injection strategies: `prepend`, `intersperse`, `replace`, `inject_bigram`, `inject_trigram`, `bigram_before`, `trigram`, and `comma_list`. For simple token strategies, namely `prepend`, `intersperse`, `replace`, and `comma_list`, we injected three tokens selected from the top 10 tokens for the feature. For bigram-based strategies, we injected two bigrams selected from the top 20 bigrams. For trigram-based strategies, we injected one trigram selected from the top 10 trigrams.

Feature classification followed Cohen’s effect size conventions. Token-driven features required $d \geq 0.8$ with $p < 0.01$. Partially token-driven features required $0.5 \leq d < 0.8$ with $p < 0.01$. Weakly token-driven features required $0.2 \leq d < 0.5$ with $p < 0.05$. Features with $d < 0.2$ or $p \geq 0.05$ were classified as context-dependent. For each feature, the injection strategy yielding the largest Cohen’s d was used for final classification.

F.3. LLM-guided falsification

For features classified as context-dependent in the injection stage, we randomly sampled up to 20 features per configuration for LLM-guided falsification as described in Section 4.4. The protocol was run for a maximum of 10 iterations per feature, with early stopping once three valid false positives and three valid false negatives were identified.

The activation threshold for validation was set to 0.5 times the maximum activation observed on reasoning samples for the feature. A false positive was considered valid if its maximum activation exceeded this threshold, while a false negative was considered valid if its maximum activation was below 0.1 times the threshold. In each iteration, the LLM generated five candidate false positives and five candidate false negatives.

Temperature settings varied by phase. Hypothesis generation and final interpretation used temperature 0.3 to promote consistency, while counterexample generation used temperature 0.8 to encourage diversity.

F.4. Steering experiments

Steering experiments were conducted exclusively on Gemma-3-12B-Instruct at layer 22, using the top three features ranked by Cohen’s d on the s1K dataset. We evaluated two steering strengths, $\gamma = 0.0$ for the baseline condition and $\gamma = 2.0$ for positive amplification. The steering intervention was scaled by the maximum feature activation observed in the reasoning corpus.

Text generation used a maximum of 16,384 new tokens, sampling temperature 0.6, and nucleus sampling with top- p set

to 0.95. All prompts followed the model’s chat template. Evaluation used one-shot chain-of-thought prompting. For AIME 2024, performance was measured by exact numerical answer matching, while for GPQA Diamond, performance was measured by multiple-choice accuracy.

F.5. Model and SAE configuration

All Gemma-3 models used the GemmaScope-2 sparse autoencoder release with 16,384 features per layer and small ℓ_0 regularization. DeepSeek-R1-Distill-Llama-8B used an SAE with 65,536 features trained on reasoning-focused datasets. All models were run in bfloat16 precision on a single NVIDIA A100 80GB GPU.

For Gemma-2 models reported in Section C, we used analogous configurations. Gemma-2-9B and Gemma-2-2B both used SAEs with 16,384 features per layer from the corresponding GemmaScope release. Experiments using alternative ranking metrics in Section D employed identical model and SAE configurations, differing only in the feature ranking criterion.

G. LLM-guided feature interpretation results

This section provides complete documentation of all LLM-generated feature interpretations, including high-activation examples with token-level visualization, refined interpretations, and generated counterexamples, for one representative configuration (Gemma-3-4B-Instruct, layer 22, General Inquiry CoT). For each feature, we show three high-activation examples from the reasoning corpus with tokens colored by activation strength (darker blue indicates higher activation), followed by the LLM’s interpretation and classification, and examples of false positives (non-reasoning text that activates the feature) and false negatives (reasoning text that does not activate the feature).

Feature 163

High-Activation Examples:

Example 1: Then, I needed to describe how attention mechanisms address this by allowing the decoder to selectively

Example 2: AI excels at pattern recognition and data processing but struggles with common-sense reasoning and abstract

Example 3: of these areas, I should provide a concise explanation of how NLP is used and its benefits. For example, for

Interpretation: This feature detects the syntactic structure of goal-oriented procedural descriptions, specifically relying on a combination of infinitive goal clauses (starting with “To”), sequence markers (“First”, “Then”), modals of necessity (“must”, “should”), and adverbs of manner (“directly”, “thoroughly”, “efficiently”). It tracks the grammatical pattern of outlining a multi-step plan or action sequence, regardless of whether the content is a reasoning chain, a set of instructions, or a narrative description of physical actions.

Classification: Confound (Confidence: HIGH)

False Positives (Non-reasoning text that activates):

1. To escape the building unnoticed, I first had to crawl directly under the sensors. Then, I meant to disable the alarm efficiently. I should avoid others thoroughly. The doors will automatically lock b...
2. To play the concerto perfectly, I first need to tune my violin accurately. Then, I must follow the conductor directly. I should listen to others thoroughly. The harmony will automatically emerge. I me...
3. To escape the facility unnoticed, I first had to crawl directly under the laser. Then, I meant to bypass the lock thoroughly. I should avoid others efficiently. I ll secure the package meant for the c...

False Negatives (Reasoning text that does not activate):

1. Calculating the area of a circle requires the formula using Pi and the radius squared. The problem states the radius equals 4 units. Squaring 4 results in 16. Multiplying 16 by Pi yields approximately...
2. The error message indicates a null pointer exception at line 45. The variable 'user_settings' appears undefined during execution. Initialization of this object occurs after the function call in the cu...
3. Patient exhibits high fever and a red rash on the arms. Symptoms appeared yesterday morning. A viral infection is the probable cause. Bacterial origins are unlikely considering the white blood cell co...

Feature 13118

High-Activation Examples:

Example 1: effectively, I'll first identify the core challenges. These generally revolve around latency, throughput, data

Example 2: multiplying 63 by 400, I can first multiply 63 by 4, and then multiply the result by 100. This strategy

Example 3: PM. This involves finding the difference between the minutes and the hours. There are 30 minutes from 10:3

Interpretation: This feature is a lexical detector for a specific cluster of formal vocabulary related to distinctness, intrinsic nature, and methodology (specifically ‘separately’, ‘individually’, ‘itself’, ‘entails’, ‘approach’). While these words often

appear during the structural decomposition of a complex task, the feature activates equally strongly on non-reasoning descriptive texts (e.g., describing an artist's process) that utilize these specific terms.

Classification: Confound (Confidence: HIGH)

False Positives (Non-reasoning text that activates):

1. The artist paints the figures separately, and she details their faces individually. The canvas itself is large and textured. Art entails a unique vision and patience. The sketching phase comes before ...
2. The sculptor carves the statues separately, and he polishes the marble individually. The stone itself is ancient and hard. Art entails a unique vision. He approaches the final aspect with care. The de...
3. The architect drafts the zones separately, and she models the wings individually. The site itself is steep and rocky. Design entails a structural approach. She plans the phase.

False Negatives (Reasoning text that does not activate):

1. I wonder why the screen went black? It could be the cable connection is loose or maybe the monitor just lost power? Checking the plug seems like the right move here? If the power light is off then it' ...
2. Seven times six is forty-two. Add eight to that and we get fifty. Fifty divided by five results in ten. Since ten is an even number we can divide by two again to get five. The math works out cleanly w...
3. The premise implies that all swans are white? But we saw a black swan yesterday? This single observation invalidates the universal statement? Therefore the original claim cannot be true regardless of ...

Feature 1123

High-Activation Examples:

Example 1: . First, I should consider the importance of consistency. A consistent UI helps users learn the system quickly

Example 2: I need to examine the provided numbers. Jane has 7 stickers, and she gives 4 away. So, the operation I need to

Example 3: answer this question effectively, I first needed to consider the current state of AI research and development. I

Interpretation: This feature detects a specific, formulaic sentence structure often used in AI-generated 'Chain of Thought' responses, characterized by the pattern 'To [action] effectively, I need to...' followed by 'My approach begins...' and 'First, I...'. It is sensitive to this rigid syntactic template and specific trigger words (like 'effectively', 'I', 'first', 'comprehensively') rather than the actual semantic presence of reasoning or planning.

Classification: Confound (Confidence: HIGH)

False Positives (Non-reasoning text that activates):

1. To answer this question effectively, I need to press the red buzzer. My approach begins with placing my hand on the button. First, I wait for the signal accurately. Next, I press it thoroughly. I indi...
2. To answer this question effectively, I need to put on my reading glasses. My approach begins with taking them out of the case. First, I clean the lenses comprehensively. Next, I look at the page thoro...
3. To answer this question effectively, I need to drink this glass of water. My approach begins with lifting the glass to my lips. First, I tilt my head back comprehensively. Next, I swallow the liquid a...

False Negatives (Reasoning text that does not activate):

1. Given that the derivative of the function is zero at the critical point, the slope of the tangent line must be horizontal. Since the second derivative is positive, the concavity is upward. This implie...
2. Napoleon's strategy failed because the supply lines were overextended. The scorched earth policy removed local resources, starving the army. Winter arrived before a decisive victory could be secured. ...

3. Given the premise that all humans are mortal and Socrates is a human, the conclusion must be that Socrates is mortal. This is a standard syllogism. No exceptions exist within the logical framework pro...

Feature 282

High-Activation Examples:

Example 1: , I need to break down what factors might affect that performance. I can start with the most obvious one: the

Example 2: . My approach begins with identifying these stages, which typically include idea generation, drafting, editing,

Example 3: problem provided. Next, I need to address the specific problem: $-8 + 5 - (-3) - 2$. To tackle this effectively, I

Interpretation: The feature detects the specific linguistic pattern of first-person procedural narration and meta-cognitive outlining, characterized by self-referential planning phrases (e.g., “First, I need to”, “My approach”). It does not detect the abstract process of reasoning; rather, it identifies the specific ‘Chain of Thought’ writing style, triggering even on quoted or templated text that mimics this structure while failing to activate on objective, third-person deduction.

Classification: Confound (Confidence: HIGH)

False Positives (Non-reasoning text that activates):

1. I am filling out the standard procedure form. In the strategy box, I type: “***First**, I need to **assess** the **inputs**.”
Then, I need to **develop** a comprehensive **explanation**. My **approa...
2. I pasted the template into the strategy **section**. It reads: “To address the issue, **I** need to **evaluate** the factors.
First, **I** need to **review** the **inputs**. **Then**, **I** need t...
3. I am filling out the methodology template for the report. I write: “To solve the problem, I need to evaluate the inputs.
First, I need to determine the approach. Then, I need to draft an explanation. ...

False Negatives (Reasoning text that does not activate):

1. Given the equation $x^2 = 64$, the root must be either 8 or -8. Since the problem specifies a domain of positive integers, -8 is discarded. The only remaining candidate is 8. Squaring 8 yield...
2. Mud on the boots suggests a walk through the marsh. The dry weather implies the mud is fresh, likely from the riverbank. Only one path leads near the water. The walker must have taken the southern rou...
3. Moving the knight to f3 asserts control over the center squares. Black responds by pushing the pawn to d5. Capturing opens the file for the rook later. Ignoring the threat leads to a cramped position....

Feature 14872

High-Activation Examples:

Example 1: I should consider the division itself. 17 divided by 2 is 8.5. However, since I can't give half a candy, I need to

Example 2: last, I need to figure out how many times 1 eraser can be taken out of the total of 4 erasers. This sounds like a

Example 3: is a division problem. I should divide the total number of bananas (4) by the number of friends (2). So, I'll

Interpretation: The feature detects first-person procedural intent and self-narrated planning, specifically relying on the grammatical structure of ‘I’ followed by modal verbs of necessity or intent (e.g., ‘need’, ‘should’, ‘must’). It identifies when a speaker explicitly articulates their next step or requirement. Crucially, it is a stylistic feature that tracks the ‘narrator voice’ rather than the semantic act of reasoning, as evidenced by its failure to detect objective, passive-voice reasoning and its activation on mundane, non-cognitive tasks like loading a dishwasher.

Classification: Confound (Confidence: HIGH)

False Positives (Non-reasoning text that activates):

1. To load the dishwasher efficiently, I first need to determine the arrangement of the plates. I should analyze the available space on the bottom rack. I need to figure out where the large bowls will fi...
2. To navigate to the library, I need to determine the shortest path. I should analyze the street signs at the intersection. I need to figure out if I should turn left or right. My approach begins with c...
3. To mix the perfect shade of green, I need to determine the ratio of blue to yellow paint. I should analyze the brightness of the hue on the palette. I need to figure out if I need a touch of white. My...

False Negatives (Reasoning text that does not activate):

1. Given the equation $2x$ equals 10, division by 2 isolates the variable x . The resulting value becomes 5. Substitution back into the formula confirms accuracy. Two times five makes ten. The logic remains...
2. Code compilation failed. Syntax error identified on line 10. A missing semicolon caused the break. Correction applied immediately. Recompiling the script. Build successful. The program now executes wi...
3. Smoke rises from the forest. Fire is the likely cause. The wind blows North, spreading the flames. Evacuation is the logical response. Safety depends on speed here. The hazard is real. Immediate actio...

Feature 491

High-Activation Examples:

Example 1: the ethical concerns of AI, I need to consider the various aspects of AI development and deployment where

Example 2: , I need to consider various aspects of data handling and AI implementation, Initially, I need to examine the

Example 3: , My approach begins with recognizing that multilingual support involves more than just translating text, It

Interpretation: This feature detects a specific, formulaic introductory template often used in generated responses to structure a plan (e.g., “To answer this question... I need to consider...”). It focuses on the syntactic anchors of this template—specifically the punctuation (commas, periods) and qualifying adverbs (effectively, comprehensively)—rather than the actual semantic process of reasoning or logic.

Classification: Confound (Confidence: HIGH)

False Positives (Non-reasoning text that activates):

1. To analyze this touchdown play effectively, I need to consider the offensive formation and the defense’s reaction. First, I should examine the quarterback’s initial read of the field. Let me start by ...
2. To answer the question regarding the film’s pacing effectively, I need to consider the editing choices and the narrative structure. First, I should examine the transition between the acts. Let me star...
3. To answer the question regarding the best time to plant roses thoroughly, I need to consider the local climate zones and the soil temperature. First, I should check the expected frost dates for the re...

False Negatives (Reasoning text that does not activate):

1. If variable x is null the program crashes on line forty. The function returns early when the list is empty meaning x never gets a value. Moving the assignment before the check ensures x is always init...
2. Water boils at a lower temperature here because of the altitude. The pasta will take longer to cook than the instructions say. Keeping the lid on helps retain heat but checking it five minutes later t...
3. A implies B and B implies C. Since we know A is true then C must also be true. This is a direct application of the transitive property. No other variables interfere with this logic chain.

Feature 4510

High-Activation Examples:

Example 1: constraints and requirements. The mention of "limited resources and time" suggests that I need to focus

Example 2: easier to track. Next, I need to consider other methods people use, like aligning numbers by place value and

Example 3: in $P = 2 * \text{length} + 2 * \text{width}$, which can also be written as $P = 2 * (\text{length} + \text{width})$. Next, I needed to address

Interpretation: This feature detects the infinitive marker "to" specifically when used in syntactic structures denoting purpose (e.g., "To [verb]...") or necessity (e.g., "need to [verb]"). It is a grammatical feature that identifies goal-oriented phrasing and step-planning language, activating equally on abstract reasoning, instructional recipes, and narrative action plans, provided they utilize this specific sentence structure.

Classification: Confound (Confidence: HIGH)

False Positives (Non-reasoning text that activates):

1. First, I need to identify the man in the red coat. To catch him, I need to run through the crowded market. My goal is to grab his arm before he reaches the exit. To stop him, I need to be faster than ...
2. To bake the perfect cookies, I need to soften the butter. First, I need to preheat the oven to 350 degrees. To mix the dough, I need to use a large bowl. My goal is to make them chewy and golden. To a...
3. To clean the garage, I need to move the boxes. First, I need to sweep the floor. To organize the tools, I need to buy a shelf. I need to identify the items to donate. My goal is to park the car inside...

False Negatives (Reasoning text that does not activate):

1. Calculating the derivative of x squared gives $2x$. Evaluating at x equals 3 yields 6. Slope is 6. Graph is increasing. Logic holds. No errors detected in this step. Proceeding with integration next. In...
2. System failure detected. Analyzing logs reveals a memory leak. Allocating more RAM might help temporarily. A better solution involves fixing the code structure. Garbage collection is not running often...
3. Rain is falling. The umbrella is missing. Getting wet is inevitable unless waiting works. Checking the forecast suggests rain stops soon. Waiting ten minutes seems wise. Staying dry is preferable. Pat...

Feature 3810

High-Activation Examples:

Example 1: I also need to provide a clear algebraic representation of this principle, such as $a - (-b) = a + b$, and then give

Example 2: and "What are the different types of AI?" Next, I should think about the practical applications and real-world

Example 3: I need to understand the question which is asking for practical examples of Natural Language Processing (

Interpretation: This feature detects the specific rhetorical structure and vocabulary of explicit task planning and outlining, characterized by the template "First, I need to [verb]" or "To tackle this effectively." It triggers on procedural verbs (identify, define, list, outline) embedded within this specific "roadmap" sentence structure, regardless of whether the task is abstract cognitive reasoning or mundane physical planning (e.g., cooking, dressing).

Classification: Confound (Confidence: HIGH)

False Positives (Non-reasoning text that activates):

1. First, I need to identify the accessories included in this package. To tackle this unboxing effectively, I should list the specifications mentioned on the box. I need to define the build quality stand...
2. First, I need to establish the color palette for this canvas. I need to identify the light source clearly. To tackle this painting effectively, I should outline the main shapes with charcoal. I need t...
3. First, I need to list the ingredients needed for the stew. I need to identify the freshest vegetables at the market. To tackle this recipe effectively, I should clarify the cooking times for each item...

False Negatives (Reasoning text that does not activate):

1. The screen is currently black. Pressing the power button yields no response. The battery indicator is off. This suggests the battery is drained or the charger is faulty. Connecting a different charger...
2. If x equals 5, then $2x + 3$ results in 13. The target value is 23. The current result is too low by 10. Increasing x by 5 should bridge the gap. Let's test $x = 10$. $2(10) + 3$ equals 23. This m...
3. The knight on f3 threatens the pawn on e5. Moving the pawn forward exposes the king. Defending with the bishop seems passive. Capturing the knight with the bishop on g4 creates a weakness on the kings...

Feature 1148

High-Activation Examples:

Example 1: I need to break down the training process into key components. First, I need to consider the data itself – its

Example 2: application support, I first need to break down the overall problem into smaller sub-problems. My approach

Example 3: To tackle this effectively, I should break down the answer into two main parts: the considerations and the

Interpretation: This feature detects specific lexical patterns related to structural decomposition, categorization, and methodological organization. Rather than detecting the cognitive act of planning itself, it triggers on the vocabulary of dividing complex topics into parts (e.g., “break down,” “categorize,” “outline,” “structured”), regardless of whether this occurs in a reasoning chain or a static description of a policy or guide.

Classification: Confound (Confidence: HIGH)

False Positives (Non-reasoning text that activates):

1. The privacy policy outlines how we categorize personal information. We break down our data handling process into distinct sections, focusing on how consent is implemented and stored. The document is s...
2. The policy outlines the criteria to categorize investment risks effectively. It breaks down the assessment procedure into distinct phases, focusing on market volatility. The document describes a proce...
3. This technical guide is structured to help administrators categorize network traffic thoroughly. It breaks down the monitoring process into several distinct layers, focusing on analyzing packet header...

False Negatives (Reasoning text that does not activate):

1. The radius is 5, so the area is 25 times pi. That's roughly 78.5. Now, looking at the square inside... the diagonal matches the diameter, which is 10. Using Pythagoras, side squared plus side squared ...
2. Why is this returning null? I passed the ID correctly. Wait, looking at the database schema, the column is named 'user_id', not 'userId'. I might be querying the wrong field name in the ORM. Let me ch...
3. I need to be at the station by 5:00. It takes 30 minutes to drive there, but parking usually takes another 10. So I should be in the car by 4:20 to be safe. Do I have time to grab coffee? The line is ...

Feature 791

High-Activation Examples:

Example 1: First, I should consider the data itself. If AI systems are dealing with sensitive data, robust security measures

Example 2: additional marbles she finds, which is 2. To determine the total number of marbles Olivia has, I must combine

Example 3: To find the total number of seashells, I should add these two quantities together. So, I need to calculate $5 + 2$.

Interpretation: This feature detects a specific syntactic template: a comma separating an introductory adverbial or infinitive phrase (often starting with “First” or “To [verb]”) from a first-person modal statement of obligation (specifically “I need

to” or “I should”). While this structure is frequently used in Chain-of-Thought prompting to articulate a plan, the feature activates equally on non-reasoning procedural text, such as recipes or instructional guides, provided they use the same “First, I need to...” sentence construction.

Classification: Confound (Confidence: HIGH)

False Positives (Non-reasoning text that activates):

1. To prepare this delicious lasagna, I need to chop the vegetables finely. First, I need to heat the olive oil in a large pan. To create the meat sauce, I need to brown the ground beef until it is fully...
2. To grow the best tomatoes in the neighborhood, I need to prepare the soil properly. First, I need to remove all the weeds from the garden bed. To ensure the plants get enough nutrients, I need to mix ...
3. First, I need to tune my guitar strings to the correct pitch. To ensure the sound is clear, I need to check the connection to the amplifier. Then, I should strum a few chords to warm up my fingers. To...

False Negatives (Reasoning text that does not activate):

1. Let’s crack this code. The prompt is asking for a list of prime numbers under twenty. Starting at 2 is logical since 1 isn’t prime. 2 is the only even prime. 3 is next. 4 is even so skip it. 5 is prim...
2. The server appears to be unresponsive. Checking the system logs reveals a critical memory error occurred at midnight. RAM usage spiked unexpectedly. A manual restart usually clears the memory buffer. ...
3. Blue paint mixed with yellow creates green. The target shade is a soft mint green. Adding white paint lightens the mixture significantly. Too much white makes it pastel which is not desired. A small d...

Feature 444

High-Activation Examples:

Example 1: to break down the **process** into manageable steps: converting to improper fractions, finding a common

Example 2: perform the **calculation** carefully. My approach begins with setting up the **subtraction**: 100-27 — Initially, I

Example 3: down the **answer** into key strategies. Let me start by analyzing what makes a conversation seamless and

Interpretation: This feature functions as a semantic detector for abstract nouns that denote structured entities, procedures, components, or tasks (e.g., “process,” “recipe,” “timeline,” “problem,” “sentence”). It activates on the presence of these specific vocabulary items regardless of whether the context is active reasoning, descriptive writing, or business reporting.

Classification: Confound (Confidence: HIGH)

False Positives (Non-reasoning text that activates):

1. The traditional Neapolitan pizza relies on a strict heritage recipe passed down through generations. Chefs measure specific quantities of yeast and salt to create the dough. The fermentation process t...
2. The marketing campaign is entering its second stage next week. The project timeline outlines key deliverables for the creative team. We addressed the budget problem regarding ad spend last month. The ...
3. The opening ****sentence**** of the novel establishes the central ****topic****. The narrative explores the ****question**** of human identity. The editing ****process**** refined the dialogue significantly. The auth...

False Negatives (Reasoning text that does not activate):

1. He said he would be here at noon. It is now one o’clock. He is never late. If he was stuck in traffic, he would have texted. Maybe he forgot? No, we spoke this morning. Something must be wrong. I shou...
2. She said she would call by six. It is almost seven. She is usually punctual. Her phone might be dead. She mentioned the battery was low earlier. If she doesn’t call soon, I will drive over to check on...

3. The train was scheduled to arrive ten minutes ago. The platform is getting crowded. I don't see any lights down the tunnel. Usually, they make an announcement if there is a delay. Maybe there is a sig...

Feature 34

High-Activation Examples:

Example 1: often helps. Using `EXPLAIN` to analyze the execution plan is crucial because it shows how the database

Example 2: list.sort() modifies the list in-place. Then, I must explain the crucial role of the `key` parameter, which

Example 3: could be the information surrounding a user's query. Initially, I need to examine what kinds of information

Interpretation: This feature detects determiners (primarily “the”, “its”, “their”) specifically when they appear within formal, procedural, or instructional sentence structures. It targets the syntactic pattern of purpose clauses (e.g., “To [verb] the [noun]”) and sequential explanations (e.g., “First, [subject] [verb] the [noun]”), appearing equally in AI planning traces and technical documentation or code comments.

Classification: Confound (Confidence: HIGH)

False Positives (Non-reasoning text that activates):

1. // To initialize the system, the script loads the configuration. // First, it validates the user credentials. // The core module then connects to the database. // To handle the request, the server par...
2. // To execute the script, the server allocates the memory. // First, it reads the input file. // The entire process runs in the background. // Its output is directed to the console. // The core functi...
3. To validate the transaction, the network checks the signature. First, the nodes verify the hash. The entire block is added to the chain. Its integrity is mathematically proven. To update the ledger, t...

False Negatives (Reasoning text that does not activate):

1. Initialize variables X and Y. Loop through data array. Check condition: is value greater than zero? If yes, increment counter. If no, skip. Return final count. Logic seems sound. Complexity is linear....
2. Hunger is present. Pizza sounds good. Calling local delivery place. Pepperoni is classic choice. Waiting thirty minutes is acceptable. Eating happens shortly. Satisfaction guaranteed. Simple plans wor...
3. Enemy units approach from north. Defending south gate is priority. Moving archers to high ground gives advantage. Knights should flank left. Surprise attacks work well. Victory depends on timing. Hold...

Feature 13167

High-Activation Examples:

Example 1: ,I need to identify the core capabilities of AI. These generally include machine learning, natural language

Example 2: ,I need to determine the core issue the question is addressing, which is how to improve the precision of

Example 3: ,I need to consider the core aspects of LLMs and their functionalities to identify potential limitations. To

Interpretation: This feature functions as a rigid n-gram detector for the specific phrase structure “First, I need to [verb] the core”, activating specifically on the token “I”. It does not detect the semantic act of planning or reasoning, as evidenced by its high activation on concrete, non-reasoning descriptions (e.g., cutting an apple, checking steak temperature) that happen to use this exact lexical template.

Classification: Confound (Confidence: HIGH)

False Positives (Non-reasoning text that activates):

1. First, I need to identify the core of the apple before I can eat it. I picked up the fruit and used a knife to slice around the center, removing the seeds and the tough inner part. Then I threw the co...

2. First, I need to identify the core members of the cast for the play. I looked at the list pinned to the dressing room door. It read: Romeo, Juliet, Mercutio, and Tybalt. I highlighted my name with a m...
3. First, I needed to identify the core temperature of the steak. I grabbed my meat thermometer and inserted the probe into the thickest part of the meat. The digital display flashed 130 degrees, so I to...

False Negatives (Reasoning text that does not activate):

1. Okay, looking at the equation provided, the variables don't seem to match up on both sides initially. If x is equal to 5, then y should theoretically be 10, yet the problem states it equals 12. Maybe ...
2. To solve this jigsaw puzzle effectively, let's focus on the corners and edges before handling the messy middle part. The blue piece clearly belongs in the top right because of the flat edges. Moving i...
3. The analysis begins by examining the historical context of the event rather than jumping straight to the outcome. Understanding the sociopolitical climate of 18th-century France is crucial. One must c...

Feature 928

High-Activation Examples:

Example 1: **should** prioritize strategies that maximize impact while minimizing time and effort. Initially, I **should** examine

Example 2: tackle this effectively, I **should** use an example to illustrate this principle. Initially, I need **to** examine a simple

Example 3: **to** identify that the core problem is the unlike denominators. To tackle this, I need **to** explain the concept of a

Interpretation: This feature detects a specific syntactic and lexical pattern involving modal auxiliaries (e.g., 'll', 'can', 'should'), infinitives ('to'), and adverbs (e.g., 'simply', 'directly', 'essentially') used to express intent, capability, or requirement. Rather than identifying the cognitive process of planning or reasoning, it tracks the grammatical construction of future-oriented or procedural statements, activating equally on romantic promises, sports commentary, and customer service scripts alongside reasoning traces.

Classification: Confound (Confidence: HIGH)

False Positives (Non-reasoning text that activates):

1. To assist you directly, I essentially need to verify your account details. I'll simply send a confirmation code to your email. You can enter it here to proceed. Let me know when you've received it. We...
2. I'll be there to help you move the furniture. I can easily lift the heavy boxes directly into the truck. You should probably pack the fragile items separately. Let me handle the driving, as I've done ...
3. This software is designed to work simply and efficiently. You typically just need to install it directly to your drive. It'll automatically detect your settings. You can essentially start working imme...

False Negatives (Reasoning text that does not activate):

1. Smoke rises from the forest. Fire burns somewhere. Wind blows North. The town lies South. The town remains safe. Animals flee North. The fire spreads that way. Evacuation serves no purpose. Nature han...
2. Loop index starts at zero. Array length is five. Index increments by one. Stop condition triggers at five. Iteration covers all elements. Data processing finishes. Output generation follows. The algor...
3. Red key opens red door. Blue key opens blue door. Holding blue key means red door stays locked. Finding the red key is vital. Searching the room works. Looking under the rug reveals it. Key found. Doo...

Feature 934

High-Activation Examples:

Example 1: for me is to recall the multiplication table. I remember that 7 times 8 is a standard multiplication fact. If I didn'

Example 2: So, $(2/5) * 150$ gives me the number of apples sold. After calculating the apples sold, I need to subtract that

Example 3: of the equation. To do this, I need to undo the addition of 5. The opposite operation is subtraction, so I should

Interpretation: This feature detects specific sequential discourse markers and transitional adverbs (such as “Initially”, “Then”, “Next”, “So”, “But”) and the syntactic structure of introductory clauses followed by commas. It is sensitive to the lexical markers of sequencing and transition rather than the semantic content of reasoning, as evidenced by its high activation on chronological narratives and failure to activate on reasoning steps that lack these specific connector words.

Classification: Confound (Confidence: HIGH)

False Positives (Non-reasoning text that activates):

1. I unboxed the new phone yesterday. Initially, the setup was confusing. Then, the screen froze completely. Next, I tried a hard reset. So, the device restarted. But, the battery drained quickly. This l...
2. I visited the amusement park yesterday. Initially, the lines were short. Then, it started to rain heavily. Next, the rides were shut down. So, I waited in the cafe. But, the rain never stopped. To man...
3. I tried to assemble the new table. Initially, the parts seemed correct. Then, I noticed a missing leg. Next, the wood cracked slightly. So, I used some glue. But, the table remained wobbly. I realized...

False Negatives (Reasoning text that does not activate):

1. The equation requires isolating x . Subtract four from both sides. The left side becomes $2x$. The right side becomes ten. Divide by two. x equals five. Verify by plugging five back in. Two times five pl...
2. All birds lay eggs. Penguins are birds. Penguins lay eggs. This deduction is valid. The premises guarantee the conclusion. No other possibility exists. Logic supports this result. Truth is preserved t...
3. The function returns null. Inspect the input parameters. Parameter A is undefined. Define parameter A. Run the test again. The output is correct. The error is resolved. The code functions as expected.

Feature 4010

High-Activation Examples:

Example 1: , I need to consider the number of marbles Olivia initially possesses, which is 7. Then, I need to account for

Example 2: , I need to identify the core mathematical operation required to solve the problem. The question asks how

Example 3: , I need to figure out the total number of stamps Lily started with, which is 6. Then, I need to subtract the

Interpretation: This feature is a specific lexical detector for the phrase “First, I need to” (specifically focusing on the token “I” within this sequence). It activates consistently whenever this exact phrasing is used, regardless of whether the subsequent text involves logical reasoning, giving a speech, or describing mundane chores.

Classification: Confound (Confidence: HIGH)

False Positives (Non-reasoning text that activates):

1. First, I need to thank everyone for coming to the gala tonight. I truly appreciate seeing so many familiar faces in the crowd. We are sure to have a wonderful evening filled with music and dancing. I ...
2. First, I need to wash the dishes that are piled up in the sink. I just hate seeing a messy kitchen in the morning. I truly need to scrub the pots and pans before I can relax. We always try to keep the...
3. First, I need to fold these shirts and place them on the shelf. I just want the display to look perfect for the customers. I truly believe presentation is everything in this store. We are sure to sell...

False Negatives (Reasoning text that does not activate):

1. Calculating the total cost involves summing the individual prices. The apple costs \$1. The banana costs \$0.50. Adding these amounts results in \$1.50. Tax is not applicable in this scenario. Therefore,...
2. Start by isolating the variable on the left side of the equation. Subtract 10 from both sides to simplify the expression. This leaves $2x$ equal to 8. Dividing by 2 yields the solution: x equals 4. Veri...
3. The engine fails to start despite adequate fuel levels. The battery carries a full charge, ruling out power issues. Consequently, the spark plugs are the likely culprit. Inspecting the ignition system...

Feature 1430

High-Activation Examples:

Example 1: technical details. So I should provide options for both online courses and books. For online courses, I should

Example 2: * sides of the equation. This maintains the balance of the equation. When I subtract 5 from both sides, I get

Example 3: extraction, and content recommendation. For each of these areas, I should provide a concise explanation of

Interpretation: This feature detects a specific formal, analytical writing style characterized by high-register adverbs of manner (e.g., “effectively,” “comprehensively,” “thoroughly”) paired with abstract or technical nouns (e.g., “vulnerability,” “strategy,” “analysis”). It activates on this vocabulary pattern regardless of whether the text is an active reasoning process (Chain-of-Thought) or a static description of a protocol, report, or system function.

Classification: Confound (Confidence: HIGH)

False Positives (Non-reasoning text that activates):

1. To address this vulnerability effectively, the security protocol categorizes the risk thoroughly. This strategy ensures the system monitors the remaining programs comprehensively. The policy section d...
2. To answer this question comprehensively, the final report analyzes the biased samples accurately. This strategy identifies the demographic category effectively. The study examines the remaining data t...
3. To address this vulnerability effectively, the automated protocol scans the databases thoroughly. This strategy categorizes the risk level accurately. The system patches the remaining security holes c...

False Negatives (Reasoning text that does not activate):

1. Sarah can't make 3 PM, and Mike leaves at 4. So the afternoon is dead. What about the morning? I'm free at 10, but Sarah has that dentist appointment. Maybe we push it to tomorrow? No, the deadline is...
2. The shelf is wobbling. The screw on the right feels loose. I'll tighten it with my thumbnail. Still wobbly. Maybe the floor is uneven. I'll fold up a piece of cardboard. Wedge it under the front leg. ...
3. She looked annoyed when I made that joke. Maybe it was too mean? I didn't intend to hurt her feelings. I'll just send a text later to check in. No big drama, just a friendly hello to smooth things ove...

Feature 1171

High-Activation Examples:

Example 1: a number line. First, I need to consider what subtraction means visually on a number line – it means moving

Example 2: 2, dividing by 2 and then dividing by 2 again will give the same result as dividing by 4. For example, if I want

Example 3: missing addend. First, I need to identify the basic components of an addition equation: the addends and the

Interpretation: This feature functions as a lexical detector for specific verbs and modals related to requirement, capability, and provision (specifically ‘need’, ‘gives’, ‘wants’, ‘answer’, ‘can’, ‘understand’). It does not detect the abstract process of reasoning; instead, it activates whenever these specific words appear, regardless of whether the context is a mathematical explanation, a romantic plea, or a product manual.

Classification: Confound (Confidence: HIGH)

False Positives (Non-reasoning text that activates):

1. Baby, I just need to understand where we stand. If you love me, please answer my call. My heart wants what it wants, and your silence gives me chills. Can you say the words I need to hear? I am asking...
2. Here is the new device that gives users total control. If the customer wants speed, this model can answer the demand. You need to press the button where the light flashes. It gives a beep until it con...
3. The sun gives light until evening comes. If the flower needs water, the rain gives it life. You can understand the beauty of nature here. The forest wants to grow. If asking why the wind blows, the tr...

False Negatives (Reasoning text that does not activate):

1. Start sequence. Variable x equals 5. Loop begins. Increment x by 1. Check value. x is 6. Loop continues. Increment x. x is 7. Stop condition met. Break loop. Print result. Output is 7. Process termina...
2. Error detected in module B. Trace logs. Exception found at line 45. Null pointer. Object not initialized. Constructor call missing. Add constructor. Recompile code. Build successful. Run test suite. A...
3. Sky is dark. Clouds are heavy. Wind picking up. Rain likely. Umbrella required. Jacket advisable. Boots on. Door locked. Walking to bus stop. Bus arriving in 5 minutes. Boarding. Seat taken. Destinati...

Feature 14138

High-Activation Examples:

Example 1: natural language. First, I need to think about the initial stage, which is obtaining the text data itself. So, the

Example 2: he's sharing them with 3 siblings. It's crucial to understand that Alex is sharing with *his* siblings, and not

Example 3: "borrowing" in the context of subtraction, highlighting that it's more accurately described as regrouping. My

Interpretation: This feature detects formal relational predicates and definitional structures, specifically focusing on verbs and copulas that establish identity, composition, or logical implication (e.g., "is", "constitutes", "indicates", "sharing with"). It functions as a detector for the grammatical structure of formal explanation or encyclopedic description, rather than the reasoning process itself, and appears to be polysemantic, also showing specific sensitivity to biological/nature-related terms.

Classification: Confound (Confidence: HIGH)

False Positives (Non-reasoning text that activates):

1. The animal in the tree is a bird. The structure constitutes a nest for the eggs. The loud call indicates a warning to others. The female flies back to the branch. She handles the chicks with care. The...
2. The animal in the tree is a bird. The structure constitutes a nest. The contents are eggs. She flies to the branch. The call indicates a warning. The behavior handles the threat. The species is truly ...
3. The animal in the tree is a bird. The structure constitutes a nest for the eggs. The loud call indicates a warning to others. She flies to the branch. The behavior is nesting.

False Negatives (Reasoning text that does not activate):

1. System down. Check logs. Error found. Memory overflow detected. Kill process immediately. Restart server. Wait for boot sequence. Uptime counter running. Services responding. Issue resolved.
2. Start calculation. Five times four makes twenty. Add ten. Total thirty. Divide by two. Result fifteen. Check constraints. Within limits. Proceed to next step.
3. Initialize variable x. Set value zero. Loop start. Increment x. Check limit. Limit reached. Break loop. Return x. End process. Compile code. Run program.

H. Dataset details

This section provides detailed descriptions of the datasets used to construct reasoning and non-reasoning corpora in our experiments (Section 5). We use two reasoning datasets with explicit chain-of-thought traces and one general-text dataset as a non-reasoning baseline.

H.1. s1K-1.1

The s1K-1.1 dataset is a curated collection of 1,000 challenging mathematics problems, derived from the original s1K dataset introduced by Muennighoff et al. (2025). The questions span a range of mathematical domains, including algebra, geometry, number theory, and combinatorics, and are designed to require multi-step reasoning. In contrast to the original s1K dataset, which contains reasoning traces generated by Gemini Thinking, s1K-1.1 augments the same set of 1,000 questions with additional chain-of-thought traces generated by DeepSeek-R1, resulting in a mixture of Gemini- and DeepSeek-generated solutions. We use both types of traces in our experiments.

Each example consists of a problem statement and an associated reasoning trace that decomposes the solution into explicit intermediate steps. The traces are written in natural language and include algebraic manipulations, case analyses, and explanatory commentary. We treat the reasoning trace as the reasoning text and exclude the final answer when constructing inputs for feature analysis, in order to focus on intermediate reasoning behavior rather than answer tokens. For all experiments, inputs are truncated to a maximum of 64 tokens.

H.2. General Inquiry Thinking Chain-of-Thought

To evaluate reasoning features beyond mathematics, we use the General Inquiry Thinking Chain-of-Thought dataset (Wensey, 2025). This dataset contains approximately 6,000 question-answer pairs with explicit chain-of-thought annotations. Unlike mathematics-focused datasets, General Inquiry spans a broad range of domains, including scientific reasoning, logical puzzles, everyday decision making, and philosophical or conceptual questions.

Each example includes a user question and a step-by-step reasoning trace that justifies the final answer. The diversity of topics and styles reduces the risk that results are driven by domain-specific vocabulary or formatting conventions. As with s1K-1.1, we use only the chain-of-thought portion of each example and truncate inputs to 64 tokens. For each experimental configuration, we randomly sample 1,000 examples from the dataset to form the reasoning corpus.

H.3. Pile Uncopyrighted

As a source of non-reasoning text, we use the uncopyrighted subset of the Pile (Gao et al., 2020). The Pile is a large-scale English text corpus constructed from 22 heterogeneous sources, including academic writing, books, reference material, and web text. The uncopyrighted version removes all copyrighted components to support responsible use.

We randomly sample 1,000 text passages from this corpus and truncate each passage to 64 tokens. These samples are treated as non-reasoning text and are used as the baseline distribution in contrastive feature detection (Section 4.2) and token injection experiments (Section 4.3). While some passages may contain implicit reasoning, the dataset does not include explicit chain-of-thought traces or structured problem-solving discourse, making it a suitable non-reasoning comparison corpus.

I. Benchmark details

This section describes the external benchmarks used to evaluate the behavioral effects of feature steering (Section 5.5). These benchmarks are used only as supplementary evaluations and do not form the basis of our primary conclusions.

I.1. AIME 2024

We evaluate mathematical reasoning performance using problems from the American Invitational Mathematics Examination (AIME) 2024 (Zhang & Math-AI, 2024). AIME is a well-established mathematics competition at the advanced high school level, consisting of problems that require multi-step symbolic reasoning and careful algebraic manipulation. The 2024 edition includes 30 problems drawn from the AIME I and AIME II contests.

Each problem has a single integer answer, and detailed official solutions are available. In our experiments, we use the problem statements as prompts and evaluate model outputs based on exact match with the ground-truth numerical answers. We use one-shot chain-of-thought prompting and allow long generation lengths to avoid truncating reasoning traces.

I.2. GPQA Diamond

We also evaluate scientific reasoning using the Diamond split of the Graduate-Level Google-Proof Question Answering benchmark (GPQA) (Rein et al., 2024). GPQA is a multiple-choice question answering dataset constructed by domain experts in biology, physics, and chemistry. The questions are intentionally designed to be difficult for both non-experts and state-of-the-art language models, even with access to external resources.

The Diamond split consists of the most challenging subset of questions and is commonly used as a stress test for advanced reasoning capabilities. Expert annotators achieve substantially higher accuracy within their own domains than non-expert validators, highlighting the depth of domain knowledge required. Due to the sensitivity of the dataset and the risk of leakage, we do not reproduce or paraphrase individual questions in this paper.

In our steering experiments, we evaluate accuracy on the multiple-choice answers using one-shot chain-of-thought prompting. As with AIME 2024, these results are reported as supplementary evidence and are interpreted cautiously, since performance changes alone do not imply that a steered feature encodes a genuine reasoning mechanism.

J. Potential risks

This work presents primarily negative results regarding the interpretability of sparse autoencoder features for reasoning. A potential risk is that such findings could be misinterpreted as implying that mechanistic interpretability approaches are ineffective or that reasoning in language models is inherently uninterpretable. We emphasize that our results instead motivate more rigorous evaluation standards and do not preclude the existence of meaningful internal reasoning representations at other levels of analysis.

Another risk is that the methods introduced here could be misapplied to prematurely dismiss features or representations without sufficient causal testing. We encourage practitioners to treat our framework as a complement to existing interpretability tools rather than a replacement.

Finally, while our experiments do not introduce new capabilities or model behaviors, broader advances in interpretability can indirectly contribute to both beneficial and harmful applications of language models. We do not identify any new risks specific to the methods or results presented in this work.

K. Licenses and responsible use

We carefully adhere to the licenses and usage terms of all datasets, models, and benchmarks used in this study. For non-reasoning text, we use the uncopyrighted subset of the Pile dataset. The s1K-1.1 dataset and the General Inquiry Thinking Chain-of-Thought dataset are released under the MIT license.

We evaluate open-weight language models released under permissive or research-friendly terms. The Gemma 2 and Gemma 3 models are used in accordance with the Gemma Terms of Use. The DeepSeek distilled models are released under the MIT license. Sparse autoencoders from the Gemma Scope and Gemma Scope 2 releases are licensed under the Creative Commons Attribution 4.0 License.

For evaluation benchmarks, AIME 2024 is used under the Apache License 2.0, and GPQA is released under the Creative Commons Attribution 4.0 License.

Figure 1 incorporates icons created by karyative and Bartama Graphic from the Noun Project, licensed under the [Creative Commons Attribution 3.0 License \(CC BY 3.0\)](#). The icons have been resized and stylistically adapted for consistency with the figure design. Use of these icons complies with the license requirements, including attribution to the original creators and indication of modifications.

All experiments are conducted for research purposes only. We do not release any new model weights or datasets, and we do not modify or redistribute licensed resources beyond what is permitted by their respective terms. We encourage future work building on this study to similarly respect licensing constraints and responsible research practices.