

# Do Sparse Autoencoders Identify Reasoning Features in Language Models?

George Ma<sup>1</sup>   Zhongyuan Liang<sup>1,2</sup>   Irene Y. Chen<sup>1,2</sup>   Somayeh Sojoudi<sup>1</sup>

<sup>1</sup>UC Berkeley   <sup>2</sup>UCSF

Correspondence: [george\\_ma@berkeley.edu](mailto:george_ma@berkeley.edu)

## Abstract

We investigate whether sparse autoencoders (SAEs) identify genuine reasoning features in large language models (LLMs). Starting from features selected using standard contrastive activation methods, we introduce a falsification-oriented framework that combines causal token injection experiments and LLM-guided falsification to test whether feature activation reflects reasoning processes or superficial linguistic correlates. Across 20 configurations spanning multiple model families, layers, and reasoning datasets, we find that identified reasoning features are highly sensitive to token-level interventions. Injecting a small number of feature-associated tokens into non-reasoning text is sufficient to elicit strong activation for 59% to 94% of features, indicating reliance on lexical artifacts. For the remaining features that are not explained by simple token triggers, LLM-guided falsification consistently produces non-reasoning inputs that activate the feature and reasoning inputs that do not, with no analyzed feature satisfying our criteria for genuine reasoning behavior. Steering these features yields minimal changes or slight degradations in benchmark performance. Together, these results suggest that SAE features identified by contrastive approaches primarily capture linguistic correlates of reasoning rather than the underlying reasoning computations themselves.

## 1 Introduction

Recent advances in large language models (LLMs) have demonstrated strong performance on tasks that require multi-step reasoning (Huang et al., 2024; Ahn et al., 2024). These capabilities are often enabled by chain-of-thought (CoT) prompting as well as other inference-time strategies (Wei et al., 2022; Wang et al., 2023; Yao et al., 2023), which encourage LLMs to generate explicit intermediate reasoning traces prior to producing a final answer. Motivated by these advances, a growing body of

work has explored mechanistic interpretability approaches aimed at identifying and interpreting the internal representations underlying reasoning in LLMs (Chen et al., 2025; Li et al., 2025b).

A prominent interpretability approach in this area is the use of sparse autoencoders (SAEs). SAEs learn sparse decompositions that disentangle polysemantic neuron activations into more monosemantic and human-interpretable features (Bricken et al., 2023; Templeton et al., 2024). When studying reasoning with SAEs, many prior works rely on contrastive activation-based techniques to identify reasoning features. In this paradigm, SAE features are evaluated on contrastive datasets constructed from reasoning and non-reasoning text (e.g., CoT responses versus direct answers), and features exhibiting large activation differences are interpreted as reasoning features that encode reasoning processes (Chen et al., 2025; Galichin et al., 2025; Venhoff et al., 2025; Li et al., 2025b).

Despite their widespread use, these contrastive activation-based methods suffer from fundamental ambiguities. Because CoT responses differ systematically from direct answers not only in their underlying reasoning processes but also in surface lexical usage and stylistic patterns, features with large activation differences may reflect shallow lexical confounds (e.g., *Let*, *So*, *Wait*) rather than the model’s internal reasoning computations. This is further evident from prior work showing that steering certain features fails to improve performance and can even degrade it (Galichin et al., 2025). Therefore, activation differences alone are insufficient to determine whether an SAE feature captures genuine reasoning behavior.

To address this ambiguity, we introduce a systematic evaluation framework for assessing whether SAE features reflect genuine reasoning behavior or merely track reasoning-associated token confounds. Starting from reasoning features identified using contrastive methods, we conduct

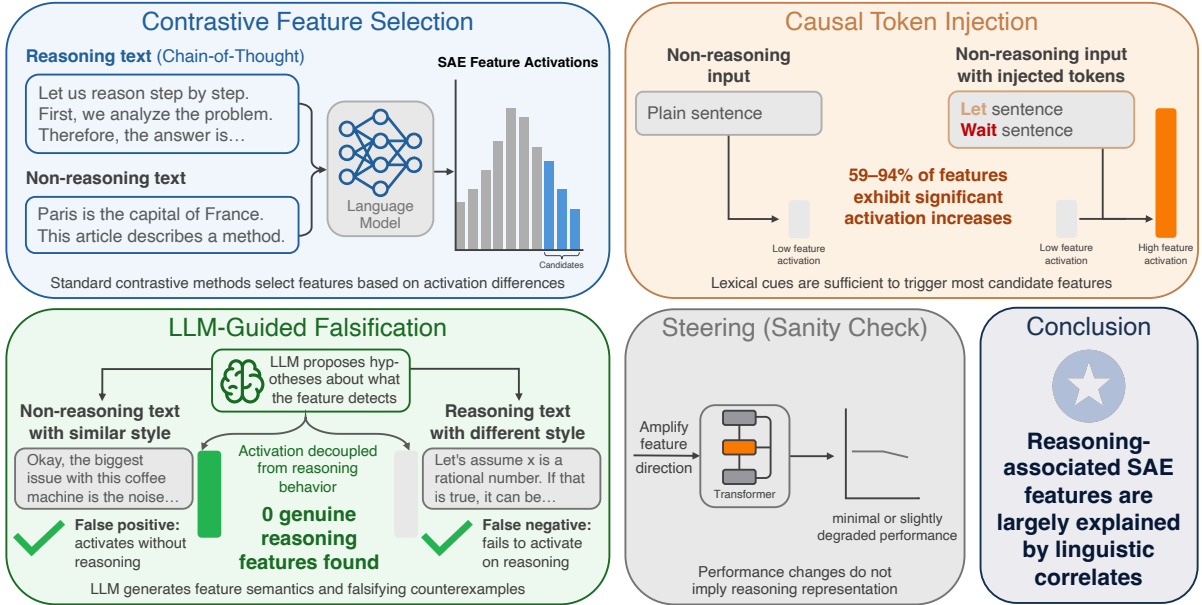


Figure 1: **Overview of our falsification-based evaluation framework for reasoning features.** We begin with SAE features identified by contrastive activation differences. We then test whether lexical cues are sufficient to induce activation via causal token injection. Remaining features are subjected to LLM-guided adversarial counterexample generation, which decouples reasoning behavior from feature activation. Across all configurations, this process fails to identify any feature that satisfies our criteria for genuine reasoning behavior.

causal token injection experiments in which feature-associated tokens are injected into non-reasoning text to test whether they are sufficient to elicit activation. To test for more complex linguistic confounds beyond simple token triggers, we apply LLM-guided falsification to construct inputs that deliberately violate the expected correspondence between reasoning context and feature activation. We additionally evaluate the behavioral relevance of these features through steering experiments on reasoning benchmarks. An overview of our evaluation framework is shown in Figure 1.

Across 20 configurations, token injection indicates that a majority of contrastively selected features are driven by lexical or short-range contextual cues. Among the remaining context-dependent features, LLM-guided falsification consistently produces non-reasoning inputs that activate the feature and reasoning inputs that do not, and we do not find any feature that satisfies our criteria for genuine reasoning behavior in the analyzed set. Steering the highest-ranked features yields minimal changes or slight degradations on benchmarks, consistent with the interpretation that these features track correlates rather than causal reasoning computations. In summary, we make the following contributions:

1. We propose a falsification-oriented framework for evaluating whether SAE features reflect reasoning processes or linguistic correlates, com-

binning causal token injection with adversarial counterexample generation.

2. We apply this framework across multiple model families, layers, and reasoning datasets, and release a reproducible evaluation pipeline.
3. We find that contrastively selected candidate reasoning features are largely explained by token and discourse confounds, and that remaining candidates fail stronger falsification tests.

## 2 Related Work

### 2.1 Mechanistic Interpretability and SAEs

Mechanistic interpretability aims to reverse-engineer LLMs by analyzing and decomposing their internal representations (Sharkey et al., 2025). Building on the linear representation hypothesis (Elhage et al., 2022; Park et al., 2024), SAEs have emerged as a prominent tool for disentangling poly-semantic neurons into more monosemantic, human-interpretable features, by learning a sparse decomposition of model activations (Bricken et al., 2023; Cunningham et al., 2023; Templeton et al., 2024). Recent work has further explored a range of SAE variants and training strategies, leading to improved feature quality and interpretability (Chanin et al., 2025; Leask et al., 2025; Li et al., 2025a). Empirical studies report that SAE features can align with semantically coherent content patterns, in-

cluding programming-related text (Bricken et al., 2023), arithmetic concepts (Engels et al., 2025), and safety-related content (O’Brien et al., 2025). Despite these findings, the interpretability of SAE features has primarily been demonstrated through easily identifiable textual patterns, leaving open the question of whether these features capture deeper, higher-level aspects of model behavior.

## 2.2 SAEs for Reasoning in LLMs

Recent LLMs, such as DeepSeek-R1 (Guo et al., 2025) and Gemini 3 (Team et al., 2025), are trained to elicit multi-step reasoning, yielding substantial performance gains on complex tasks (Wang et al., 2023; Wei et al., 2022). Motivated by these advances, several recent works apply SAEs to identify internal features associated with reasoning processes. One line of work applies contrastive activation-based methods to identify features that exhibit large activation differences or correlate with the presence of reasoning text. Steering such features has been shown to increase reasoning length and model confidence (Venhoff et al., 2025; Chen et al., 2025; Li et al., 2025b). Complementary approaches define sets of reasoning-related vocabularies and identify SAE features that selectively activate on these tokens as reasoning features (Galichin et al., 2025). However, existing approaches implicitly assume that features correlated with reasoning-style text reflect underlying reasoning processes. In practice, it remains unclear whether such correlations reflect the model’s internal reasoning computations or instead arise from shallow token-level confounds introduced by CoT supervision. Consistent with this concern, Galichin et al. (2025) reports that steering some highly correlated reasoning features can even degrade task performance.

## 3 Methodology

This section specifies (i) an operational definition of *genuine reasoning features* in SAEs, (ii) a contrastive approach for selecting candidate reasoning features, and (iii) two falsification tests designed to distinguish genuine reasoning features from superficial correlates.

### 3.1 Defining Reasoning Features in SAEs

In this section, we define what we term a *genuine reasoning feature* in SAEs. Intuitively, such a feature should reflect the presence of reasoning processes rather than surface-level correlates of reasoning-style text. These processes include, but

are not limited to, logical deduction, counterfactual reasoning, and deliberative planning. Crucially, they should be defined at the level of semantic computation rather than lexical form.

Formally, let  $\mathbf{x} \in \mathbb{R}^{d_{\text{model}}}$  denote a residual stream activation at layer  $\ell$  of a transformer language model, and let  $\mathbf{f} = \text{SAE}_{\text{enc}}(\mathbf{x}) \in \mathbb{R}^{d_{\text{SAE}}}$  be the output of an SAE encoder. We refer to  $f_i$  as *feature  $i$* . We say that  $f_i$  is a *genuine reasoning feature* iff it satisfies all of the following criteria:

**Reasoning specificity.** The feature activates reliably on text that involves reasoning behavior across diverse domains and contexts, while exhibiting substantially lower activation on non-reasoning text.

**Non-spurious correlation.** The feature does not activate on non-reasoning text that merely contains phrases that are associated with reasoning corpora. Examples include discourse markers such as “therefore” or “let us consider,” as well as other surface-level lexical artifacts frequently found in CoT text.

**Semantic invariance.** The feature remains stable under paraphrases and stylistic transformations that preserve the underlying reasoning structure. That is, changing tone, vocabulary, or presentation style without altering the logical content should not substantially alter the feature’s activation.

This definition is intentionally strict to exclude features that correlate strongly with reasoning datasets but whose activation is attributable to shallow lexical terms or narrow stylistic conventions, rather than to an underlying reasoning process.

This distinction is essential for mechanistic interpretability. Recent results show that simple token-level interventions can improve performance on reasoning benchmarks without engaging any deeper reasoning mechanism. For instance, Muennighoff et al. (2025) demonstrate that replacing end-of-thinking tokens with a filler word such as “wait” substantially increases accuracy on AIME-style problems for large models. Such effects highlight the risk of conflating performance gains driven by the amplification of spurious token-level correlates with genuine reasoning processes. Accordingly, our analysis focuses on identifying features that encode *reasoning processes*, not merely *reasoning vocabulary*. More discussion for the rationale of this definition is provided in Section A.

### 3.2 Identifying Candidate Reasoning Features

Following prior work (Venhoff et al., 2025; Chen et al., 2025; Li et al., 2025b), we start by iden-

tifying candidate features that satisfy *Reasoning specificity* using contrastive, activation-based methods applied to reasoning and non-reasoning text. We then consider a range of metrics to select top-ranked features as reasoning-related candidates.

### 3.2.1 Contrastive Activation Analysis

Let  $\mathcal{D}_R$  and  $\mathcal{D}_{NR}$  denote corpora of reasoning and non-reasoning text, respectively. For a fixed model, layer, and SAE, each input produces a sequence of feature activations across token positions. We then aggregate each feature’s activation over a sequence by taking the maximum across tokens:

$$a_i(\mathbf{x}) = \max_t f_i(\mathbf{x}, t),$$

where  $f_i(\mathbf{x}, t)$  denotes the activation of feature  $i$  at token position  $t$  for input  $\mathbf{x}$ .

Applying this aggregation to all samples yields two empirical activation distributions,  $\{a_{i,j}^R\}_{j=1}^{n_R}$  and  $\{a_{i,k}^{NR}\}_{k=1}^{n_{NR}}$ , corresponding to reasoning and non-reasoning corpora. Candidate reasoning features are those whose activation distributions differ substantially between these two sets. We next describe a range of metrics used to quantify these differences and select top-ranked features.

### 3.2.2 Contrastive Feature Selection Metrics

Our primary metric for selecting candidate features is Cohen’s  $d$ , which measures the standardized mean difference between two distributions (Cohen, 2013). Specifically, for each feature  $i$ , we compute

$$d_i = \frac{\bar{a}_i^R - \bar{a}_i^{NR}}{s_{\text{pooled}}},$$

where  $s_{\text{pooled}} = \sqrt{\frac{(n_R-1)(s_i^R)^2 + (n_{NR}-1)(s_i^{NR})^2}{n_R + n_{NR} - 2}}$ , and  $\bar{a}_i^R$  and  $\bar{a}_i^{NR}$  denote the sample means of  $\{a_{i,j}^R\}_{j=1}^{n_R}$  and  $\{a_{i,k}^{NR}\}_{k=1}^{n_{NR}}$ , respectively, with  $s_i^R$  and  $s_i^{NR}$  denoting the corresponding sample standard deviations.

Cohen’s  $d$  provides a scale-invariant measure of effect size, reflecting the practical significance of activation differences. We rank all SAE features by  $d_i$  and select the top  $k$  features as candidate reasoning features, with  $k = 100$  in all experiments. In addition to Cohen’s  $d$ , we assess robustness using two additional metrics: (i) significance under a two-sided Mann–Whitney  $U$  test comparing  $\{a_{i,j}^R\}$  and  $\{a_{i,k}^{NR}\}$ ; and (ii) ROC-AUC when using  $a_i(\mathbf{x})$  as a score to discriminate between reasoning and non-reasoning samples. We observe consistent results across metrics, and provide detailed definitions and analyses for these additional metrics in Section C.

## 3.3 Causal Token Injection Framework

In this section, we test whether the candidate features identified in Section 3.2 satisfy the *Non-spurious correlation* criterion through causal token injection experiments. Our central hypothesis is straightforward: if a feature encodes genuine reasoning, then inserting a small number of its most activating tokens into non-reasoning text should not substantially increase its activation.

### 3.3.1 Identifying Top-Activating Tokens

For each candidate feature  $f_i$ , we start by identifying the tokens and short token sequences that most strongly activate it on the reasoning corpus.

**Unigram ranking.** For each unique token  $t$ , we compute its mean activation

$$\bar{f}_{i,t} = \frac{1}{|\mathcal{I}_t|} \sum_{(\mathbf{x},j) \in \mathcal{I}_t} f_i(\mathbf{x}, j),$$

where  $\mathcal{I}_t = \{(\mathbf{x}, j) : \text{token}_{\mathbf{x},j} = t\}$  denotes the set of all token positions at which token  $t$  occurs in the reasoning corpus. Tokens are then ranked by  $\bar{f}_{i,t}$  in descending order.

**Bigram and trigram ranking.** We extend the same procedure to contiguous bigrams and trigrams. To control variance from rare sequences, we restrict attention to  $n$ -grams that appear at least three times for bigrams and at least two times for trigrams. Mean activations are computed analogously and ranked within each  $n$ -gram category.

### 3.3.2 Token Injection Experiments

This section evaluates whether the lexical patterns identified above are sufficient to drive feature activation outside reasoning contexts. For each feature  $f_i$ , we construct two sets of samples: *Baseline*, consisting of non-reasoning inputs drawn from  $\mathcal{D}_{NR}$ , and *Injected*, consisting of the same non-reasoning inputs with top-activating tokens inserted.

**Injection strategies.** To probe different forms of lexical and contextual sensitivity, we consider various injection strategies. First, *simple token injection* inserts three top-ranked tokens either by prepending them to the text, uniformly interspersing them throughout the text, or replacing randomly selected words. Second,  *$n$ -gram injection* inserts either two top-ranked bigrams or one top-ranked trigram at uniformly sampled positions within the text. Third, *contextual injection* preserves local co-occurrence structure by inserting tokens together with their frequent preceding tokens.



**Feature Classification.** For each feature  $i$  and injection strategy, we quantify the activation shift induced by injection using Cohen’s  $d$  (Cohen, 2013):

$$d_i^{\text{injected}} = \frac{\bar{a}_i^{\text{injected}} - \bar{a}_i^{\text{baseline}}}{s_{\text{pooled}}},$$

where  $\bar{a}_i^{\text{injected}}$  and  $\bar{a}_i^{\text{baseline}}$  denote the mean activations on injected and baseline samples, respectively, and  $s_{\text{pooled}}$  is the pooled standard deviation.

We assess statistical significance using independent two-sample  $t$ -tests comparing injected and baseline activations. Following standard conventions for effect size interpretation (Cohen, 2013), each feature is classified based on the strongest effect observed across all injection strategies:

1. *Token-driven*:  $d \geq 0.8$  with  $p < 0.01$ , corresponding to a large effect.
2. *Partially token-driven*:  $0.5 \leq d < 0.8$  with  $p < 0.01$ , corresponding to a medium effect.
3. *Weakly token-driven*:  $0.2 \leq d < 0.5$  with  $p < 0.05$ , corresponding to a small effect.
4. *Context-dependent*:  $d < 0.2$  or  $p \geq 0.05$ , indicating a negligible effect.

### 3.4 LLM-Guided Falsification

The token injection experiments described above eliminate a large class of lexical and short-range contextual confounds. Features classified as context dependent, however, are not well explained by token-level triggers alone and may instead respond to higher-level semantic patterns that are difficult to probe through predefined token manipulations. We therefore apply LLM-guided falsification to test whether these features satisfy the *Semantic invariance* criterion by constructing targeted counterexamples that attempt to falsify proposed explanations. These counterexamples include both non-reasoning text designed to elicit spurious activation and reasoning text that avoids the hypothesized pattern. We detail this procedure below.

**Hypothesis generation.** At the start of each iteration, the LLM is provided with three sources of information: the top-activating tokens and  $n$ -grams identified in Section 3.3.1, a small set of reasoning samples that strongly activate the feature, and token-level activation traces within those samples. Using this information, the LLM proposes an explicit hypothesis describing what linguistic or structural pattern the feature may be detecting.

**Counterexample construction.** Given a proposed hypothesis, the LLM generates two complementary types of test cases. First, it produces non-reasoning text that instantiates the hypothesized pattern, serving as candidate false positives (FP). Second, it generates reasoning text that intentionally avoids the hypothesized pattern by varying vocabulary, syntax, or presentation style, serving as candidate false negatives (FN).

Each candidate is then evaluated by running it through the target model and measuring the maximum activation of the feature. A non-reasoning candidate is considered a valid FP if its activation exceeds a threshold  $\tau = 0.5 \times \max_j a_i(\mathbf{x}_j^R)$ , while a reasoning candidate is considered a valid FN if its activation remains below  $0.1\tau$ , where the maximum is taken over reasoning samples. The generation and evaluation steps are repeated for up to  $T = 10$  iterations, with early termination if at least three valid FP and three valid FN are obtained.

**Final classification.** After the iterative analysis, the LLM produces a consolidated interpretation of the feature, including the linguistic or structural pattern it appears to detect and the conditions under which it activates or fails to activate. This interpretation is informed by all evidence accumulated during the procedure, including the success or failure of generated counterexamples, activation measurements on those candidates, and consistency across iterations. To ensure reliability, we report all LLM-generated interpretations and counterexamples for a representative experiment in Section F.

### 3.5 Steering Experiments

As a supplementary analysis, we conduct steering experiment to probe whether amplifying candidate features identified in Section 3.2 has a measurable effect on downstream reasoning task performance.

**Feature Steering.** For a feature  $f_i$  with decoder direction  $\mathbf{W}_{\text{dec},i} \in \mathbb{R}^{d_{\text{model}}}$ , we intervene on the residual stream at layer  $\ell$  according to

$$\mathbf{x}' = \mathbf{x} + \gamma f_i^{\text{max}} \mathbf{W}_{\text{dec},i},$$

where  $\gamma \in \mathbb{R}$  is the steering strength and  $f_i^{\text{max}}$  is the max activation of  $f_i$  on the reasoning corpus.

## 4 Experiments

### 4.1 Experimental Setup

We conduct experiments on five open-weight transformer language models. Our primary models are

Gemma-3-12B-Instruct and Gemma-3-4B-Instruct (Team et al., 2025). For both, we analyze a subset of middle-to-late layers and use sparse autoencoders from the GemmaScope-2 release (McDougall et al., 2025), each with 16,384 features trained on residual stream activations. We additionally study DeepSeek-R1-Distill-Llama-8B (Guo et al., 2025), analyzing a representative middle layer using an SAE trained on reasoning-oriented corpora, specifically LMSys-Chat-1M (Zheng et al., 2024) and OpenThoughts-114k (Guha et al., 2025), with 65,536 features (Galichin et al., 2025). Results for Gemma-2-2B and Gemma-2-9B (Team et al., 2024) are reported in Section B.

For reasoning corpora, we use s1K-1.1, which consists of 1,000 challenging mathematics problems with detailed CoT traces (Muennighoff et al., 2025), and the General Inquiry Thinking Chain-of-Thought dataset, which contains 6,000 question-answer pairs spanning diverse domains with explicit reasoning annotations (Wensey, 2025). As a non-reasoning corpus, we use an uncopyrighted subset of the Pile (Gao et al., 2020), a large-scale collection of general web text. From each corpus, we uniformly sample 1,000 texts and truncate inputs to 64 tokens.

We focus on middle-to-late layers, motivated by both prior work and empirical analysis. Early layers are typically dominated by lexical processing, while late layers are increasingly specialized toward output token prediction (Ma et al., 2025). To further support this choice, we analyze how concentrated SAE feature activations are on individual tokens. Specifically, we compute a token concentration ratio, defined as the fraction of a feature’s activation mass attributable to its 30 most activating tokens, along with the normalized entropy of the activation distribution across tokens.

Figure 2 shows diagnostics for Gemma-3-12B-Instruct on the s1K dataset. Middle layers consistently exhibit lower concentration ratios and higher entropy than early or late layers. Similar trends are observed across models. If genuine reasoning exists at the level of individual features, these layers constitute the most plausible candidates.

We conduct all experiments on a single NVIDIA A100 GPU with 80 GB of memory. Feature detection and token injection experiments require approximately 1 hour per configuration, while LLM-guided falsification requires approximately 2 hours.

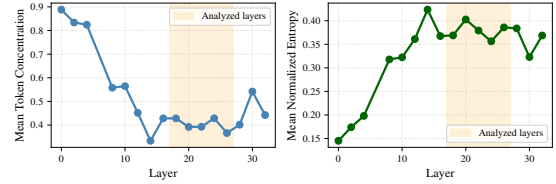


Figure 2: Token concentration ratio and normalized activation entropy for SAE features across all layers of Gemma-3-12B-Instruct on the s1K dataset. Middle layers exhibit lower concentration and higher entropy, indicating reduced reliance on specific tokens.

## 4.2 Feature Detection Results

We apply the contrastive feature selection procedure described in Section 3.2 to each combination of model, layer, and reasoning dataset. For every configuration, we rank SAE features by Cohen’s  $d$  and select the top 100 features. Results using alternative metrics, including the Mann-Whitney  $U$  test and ROC-AUC, are reported in Section C and are qualitatively consistent.

Table 1 reports the mean Cohen’s  $d$  of the top 100 features for each configuration. Mean effect sizes range from 0.675 to 1.016, corresponding to medium to large effects under standard conventions (Cohen, 2013). This indicates that SAE features can reliably distinguish between reasoning and non-reasoning text at a statistical level.

Model	Layer	s1K	General Inquiry CoT
Gemma-3-12B-Instruct	17	0.764	0.822
Gemma-3-12B-Instruct	22	0.859	0.836
Gemma-3-12B-Instruct	27	0.848	0.820
Gemma-3-4B-Instruct	17	0.804	0.917
Gemma-3-4B-Instruct	22	0.818	1.016
Gemma-3-4B-Instruct	27	0.733	1.012
DS-R1-Distill-Llama-8B	19	0.675	0.781

Table 1: Mean Cohen’s  $d$  values for the top 100 features.

Figure 3 shows the full distribution of Cohen’s  $d$  values for Gemma-3-12B-Instruct at layer 22 on the s1K dataset. The distribution exhibits a long tail, with a small subset of features achieving substantially larger effect sizes than the majority. These top-ranked features form a clearly separated region in the right tail, motivating their selection for further falsification analyses.

## 4.3 Token Injection Results

We apply the token injection procedure described in Section 3.3 to the top 100 candidate reasoning features per configuration. For each feature, we test whether inserting its most activating tokens

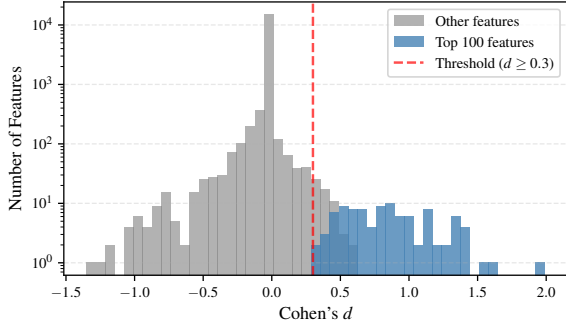


Figure 3: Distribution of Cohen’s  $d$  values across SAE features for Gemma-3-12B-Instruct at layer 22.

into non-reasoning text is sufficient to elicit strong activation, and assign the feature to the strongest classification observed across all injection strategies, following Section 3.3.2.

Table 2 summarizes the resulting classifications. Across all models, layers, and datasets, the majority of features exhibit substantial activation increases under token injection alone, indicating strong sensitivity to token-level patterns.

Across configurations, between 59% and 94% of features are classified as token-driven, partially token-driven, or weakly token-driven, demonstrating statistically significant activation increases induced by token injection alone. Only a minority of features, ranging from 6% to 41%, remain context-dependent after injection. Consistent with these classifications, the induced activation shifts are often large. As reported in Section D.3, mean Cohen’s  $d$  values range from 0.521 to 1.790 across configurations, indicating that inserting a small number of tokens into non-reasoning text is sufficient to produce substantial activation changes.

Figure 4 visualizes these results across all configurations. The overall pattern is consistent across models and layers. DeepSeek-R1-Distill-Llama-8B evaluated on the General Inquiry CoT dataset exhibits the largest fraction of context-dependent features at 41%, while several Gemma configurations on the same dataset exhibit fewer than 10%.

Additional statistics are reported in Section D. Overall, these results indicate that most candidate reasoning features are driven by superficial lexical patterns. We therefore subject the remaining context-dependent features to the LLM-guided falsification analysis described next.

#### 4.4 LLM-Guided Falsification Results

We apply the LLM-guided falsification procedure described in Section 3.4 to features that remain

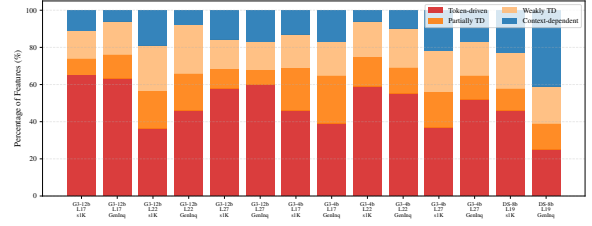


Figure 4: Distribution of token injection classifications across configurations. Each bar corresponds to a model and layer configuration, with segments indicating the proportion of features classified as token-driven (TD), partially TD, weakly TD, or context-dependent.

context dependent after token injection. For configurations with more than 20 such features, we randomly sample 20 for analysis. All falsification experiments are conducted using Gemini 3 Pro as the LLM hypothesis generator and interpreter.

Table 3 and 4 summarize the results for the s1K and General Inquiry CoT datasets, respectively. For each configuration, we report the number of analyzed features, the number classified as genuine reasoning features, and the number classified as confounds with high confidence. High confidence indicates that falsifying counterexamples were generated consistently across multiple iterations.

Across all 196 context-dependent features analyzed, none are classified as genuine reasoning features. Every feature admits systematic false positives on non-reasoning text and false negatives on reasoning text under the LLM-guided protocol. Moreover, the majority of features are classified as confounds with high confidence, reflecting repeated success in generating counterexamples that satisfy the falsification criteria. This provides strong evidence that their activations are better explained by linguistic or semantic correlates than by reasoning processes.

Qualitative inspection of the LLM-generated interpretations reveals recurring categories of confounds. Many features respond to instructional or planning-oriented discourse openers, such as “Let’s break down”, “I need to figure out”, and “Alright, so”. Others are triggered by formal academic framing common in explanatory writing, including phrases like “We are given”, “First, recall”, and “The problem asks”. In each case, the feature activates reliably on non-reasoning text that matches the identified pattern and fails to activate on reasoning text that avoids it. All interpretations, counterexamples, and activation traces for a representative experiment are reported in Section F.

Model	Layer	s1K				General Inquiry CoT			
		TD	PTD	WTD	CD	TD	PTD	WTD	CD
Gemma-3-12B-Instruct	17	65	9	15	11	63	13	18	6
Gemma-3-12B-Instruct	22	36	20	24	19	46	20	26	8
Gemma-3-12B-Instruct	27	44	8	12	12	60	8	15	17
Gemma-3-4B-Instruct	17	46	23	18	13	39	26	18	17
Gemma-3-4B-Instruct	22	59	16	19	6	55	14	21	10
Gemma-3-4B-Instruct	27	37	19	22	22	52	13	18	17
DS-R1-Distill-Llama-8B	19	46	12	19	23	25	14	20	41

Table 2: Token injection classification results for the top 100 features per configuration. TD denotes token-driven, PTD partially token-driven, WTD weakly token-driven, and CD context-dependent.

Model	Layer	Analyzed	Genuine	High Conf.
Gemma-3-12B-Instruct	17	11	0	9
Gemma-3-12B-Instruct	22	19	0	19
Gemma-3-12B-Instruct	27	12	0	12
Gemma-3-4B-Instruct	17	13	0	10
Gemma-3-4B-Instruct	22	6	0	6
Gemma-3-4B-Instruct	27	20	0	19
DS-R1-Distill-Llama-8B	19	20	0	14

Table 3: LLM-guided falsification results for context-dependent features on the s1K dataset.

Model	Layer	Analyzed	Genuine	High Conf.
Gemma-3-12B-Instruct	17	6	0	6
Gemma-3-12B-Instruct	22	8	0	6
Gemma-3-12B-Instruct	27	17	0	15
Gemma-3-4B-Instruct	17	17	0	16
Gemma-3-4B-Instruct	22	10	0	9
Gemma-3-4B-Instruct	27	17	0	17
DS-R1-Distill-Llama-8B	19	20	0	19

Table 4: LLM-guided falsification results for context-dependent features on the General Inquiry CoT dataset.

Taken together, these results indicate that even features which resist simple token injection do not satisfy our criteria for genuine reasoning features. Instead, they reflect increasingly subtle semantic confounds that correlate with reasoning corpora but do not capture the underlying reasoning process itself.

#### 4.5 Steering Results

We report a small-scale steering experiment as a supplementary analysis, following the setup in Section 3.5. We focus on Gemma-3-12B-Instruct at layer 22 and select the top three features on the s1K dataset. For each feature  $f_i$ , we apply linear steering to the residual stream with  $\gamma \in \{0, 2\}$ .

We evaluate steering effects on AIME24 (Zhang and Math-AI, 2024) and GPQA Diamond (Rein et al., 2024) using one-shot CoT prompting. Generation uses a maximum of 16,384 tokens, temperature 0.6, and top- $p$  0.95. Table 5 reports one-shot

accuracy under baseline and steered conditions.

Feature	AIME Baseline	AIME Steered	GPQA Baseline	GPQA Steered
1053	26.7%	20.0%	37.9%	13.6%
0	26.7%	10.0%	37.9%	20.2%
578	26.7%	26.7%	37.9%	33.3%

Table 5: Steering results on Gemma-3-12B-Instruct at layer 22 using the top three features on the s1K dataset.

As discussed in Section 3.1, steering performance is not a reliable indicator of whether a feature encodes reasoning. Prior work shows that simple lexical interventions can substantially improve these benchmarks without engaging reasoning mechanisms (Muennighoff et al., 2025). Consistent with our broader results, steering yields minimal changes or degradations in accuracy.

## 5 Summary

We conducted a systematic evaluation of whether sparse autoencoders identify genuine reasoning features in large language models. Building on features selected by standard contrastive activation methods, we applied causal token injection and LLM-guided falsification to test whether feature activations reflect underlying reasoning processes or instead arise from reasoning-associated linguistic patterns. Across a wide range of models, layers, and datasets, we find that the majority of candidate features are strongly driven by token-level interventions, while the remaining features admit reliable counterexamples that decouple activation from reasoning behavior. Under our evaluation criteria, we do not identify any feature that robustly captures reasoning itself. These findings indicate that contrastively identified SAE features predominantly reflect linguistic correlates rather than reasoning computations, underscoring the importance of falsification-based evaluation when interpreting high-level behaviors in language models.



## 6 Limitations

Our study has several limitations. First, while we evaluate a diverse set of open-weight language models and sparse autoencoders, our conclusions are restricted to the architectures, training procedures, and SAE variants considered. It remains possible that alternative representation learning methods or future SAE designs may yield features that better isolate reasoning processes.

Second, our definition of genuine reasoning features is necessarily operational and focuses on robustness to lexical, stylistic, and contextual confounds. This definition prioritizes falsifiability and causal testing, but it may exclude representations that participate in reasoning in more distributed or indirect ways. In particular, reasoning may emerge from interactions among many features rather than being localized within individual SAE directions.

Third, the LLM-guided interpretation procedure relies on the capabilities and limitations of the language model used for counterexample generation. Although all generated counterexamples are empirically validated against the target models and manually reviewed, the search over linguistic confounds is not exhaustive.

Finally, our steering experiments are intentionally limited in scope and are not designed to provide definitive conclusions about the causal role of individual features in reasoning. These experiments serve only as supplementary evidence and do not rule out more subtle or distributed causal effects.

## References

- Janice Ahn, Rishu Verma, Renze Lou, Di Liu, Rui Zhang, and Wenpeng Yin. 2024. [Large Language Models for Mathematical Reasoning: Progresses and Challenges](#). In *Proceedings of the 18th Conference of the European Chapter of the Association for Computational Linguistics: Student Research Workshop*, pages 225–237.
- Trenton Bricken, Adly Templeton, Joshua Batson, Brian Chen, Adam Jermy, Tom Conerly, Nicholas L. Turner, Cem Anil, Carson Denison, Amanda Askell, Robert Lasenby, Yifan Wu, Shauna Kravec, Nicholas Schiefer, Tim Maxwell, Nicholas Joseph, Alex Tamkin, Karina Nguyen, Brayden McLean, and 5 others. 2023. [Towards Monosemanticity: Decomposing Language Models With Dictionary Learning](#). Transformer Circuits Thread.
- David Chanin, James Wilken-Smith, Tomáš Dulka, Hardik Bhatnagar, Satvik Golechha, and Joseph Isaac Bloom. 2025. [A is for Absorption: Studying Feature Splitting and Absorption in Sparse Autoencoders](#). In *Proceedings of the 39th Annual Conference on Neural Information Processing Systems*.
- Xi Chen, Aske Plaat, and Niki van Stein. 2025. [How does Chain of Thought Think? Mechanistic Interpretability of Chain-of-Thought Reasoning with Sparse Autoencoding](#). *arXiv preprint arXiv:2507.22928*.
- Jacob Cohen. 2013. *Statistical Power Analysis for the Behavioral Sciences*. Routledge.
- Hoagy Cunningham, Aidan Ewart, Logan Riggs, Robert Huben, and Lee Sharkey. 2023. [Sparse Autoencoders Find Highly Interpretable Features in Language Models](#). *arXiv preprint arXiv:2309.08600*.
- Nelson Elhage, Tristan Hume, Catherine Olsson, Nicholas Schiefer, Tom Henighan, Shauna Kravec, Zac Hatfield-Dodds, Robert Lasenby, Dawn Drain, Carol Chen, and 1 others. 2022. [Toy Models of Superposition](#). *arXiv preprint arXiv:2209.10652*.
- Joshua Engels, Eric J Michaud, Isaac Liao, Wes Gurnee, and Max Tegmark. 2025. [Not All Language Model Features Are One-Dimensionally Linear](#). In *Proceedings of the 13th International Conference on Learning Representations*.
- Javier Ferrando, Oscar Balcels Obeso, Senthoran Rajamanoharan, and Neel Nanda. 2025. [Do I Know This Entity? Knowledge Awareness and Hallucinations in Language Models](#). In *Proceedings of the 13th International Conference on Learning Representations*.
- Andrey Galichin, Alexey Dontsov, Polina Druzhinina, Anton Razzhigaev, Oleg Y Rogov, Elena Tutubalina, and Ivan Oseledets. 2025. [I Have Covered All the Bases Here: Interpreting Reasoning Features in Large Language Models via Sparse Autoencoders](#). *arXiv preprint arXiv:2503.18878*.
- Leo Gao, Stella Biderman, Sid Black, Laurence Golding, Travis Hoppe, Charles Foster, Jason Phang, Horace He, Anish Thite, Noa Nabeshima, and 1 others. 2020. [The Pile: An 800GB Dataset of Diverse Text for Language Modeling](#). *arXiv preprint arXiv:2101.00027*.
- Etash Guha, Ryan Marten, Sedrick Keh, Negin Raoof, Georgios Smyrnis, Hritik Bansal, Marianna Nezhurina, Jean Mercat, Trung Vu, Zayne Sprague, and 1 others. 2025. [OpenThoughts: Data Recipes for Reasoning Models](#). *arXiv preprint arXiv:2506.04178*.
- Daya Guo, Dejian Yang, Haowei Zhang, Junxiao Song, Ruoyu Zhang, Runxin Xu, Qihao Zhu, Shitong Ma, Peiyi Wang, Xiao Bi, and 1 others. 2025. [Deepseek-R1: Incentivizing Reasoning Capability in LLMs via Reinforcement Learning](#). *arXiv preprint arXiv:2501.12948*.

- Zirui He, Haiyan Zhao, Yiran Qiao, Fan Yang, Ali Payani, Jing Ma, and Mengnan Du. 2025. [SAIF: A Sparse Autoencoder Framework for Interpreting and Steering Instruction Following of Language Models](#). *arXiv preprint arXiv:2502.11356*.
- Xu Huang, Weiwen Liu, Xiaolong Chen, Xingmei Wang, Hao Wang, Defu Lian, Yasheng Wang, Ruiming Tang, and Enhong Chen. 2024. [Understanding the planning of LLM agents: A survey](#). *arXiv preprint arXiv:2402.02716*.
- Patrick Leask, Bart Bussmann, Michael T Pearce, Joseph Isaac Bloom, Curt Tigges, Noura Al Moubayed, Lee Sharkey, and Neel Nanda. 2025. [Sparse Autoencoders Do Not Find Canonical Units of Analysis](#). In *Proceedings of the 13th International Conference on Learning Representations*.
- Yuxiao Li, Eric J Michaud, David D Baek, Joshua Engels, Xiaoqing Sun, and Max Tegmark. 2025a. [The Geometry of Concepts: Sparse Autoencoder Feature Structure](#). *Entropy*, 27(4):344.
- Zihao Li, Xu Wang, Yuzhe Yang, Ziyu Yao, Haoyi Xiong, and Mengnan Du. 2025b. [Feature Extraction and Steering for Enhanced Chain-of-Thought Reasoning in Language Models](#). *arXiv preprint arXiv:2505.15634*.
- Tom Lieberum, Senthooan Rajamanoharan, Arthur Conmy, Lewis Smith, Nicolas Sonnerat, Vikrant Varma, János Kramár, Anca Dragan, Rohin Shah, and Neel Nanda. 2024. [Gemma Scope: Open Sparse Autoencoders Everywhere All At Once on Gemma 2](#). In *Proceedings of the 7th BlackboxNLP Workshop: Analyzing and Interpreting Neural Networks for NLP*, pages 278–300.
- George Ma, Samuel Pfrommer, and Somayeh Sojoudi. 2025. [Revising and Falsifying Sparse Autoencoder Feature Explanations](#). In *Proceedings of the 39th Annual Conference on Neural Information Processing Systems*.
- Henry B Mann and Donald R Whitney. 1947. [On a Test of Whether one of Two Random Variables is Stochastically Larger than the Other](#). *The Annals of Mathematical Statistics*, pages 50–60.
- Callum McDougall, Arthur Conmy, János Kramár, Tom Lieberum, Senthooan Rajamanoharan, and Neel Nanda. 2025. [Gemma Scope 2 - Technical Paper](#). *Google DeepMind Blog*.
- Niklas Muennighoff, Zitong Yang, Weijia Shi, Xiang Lisa Li, Li Fei-Fei, Hannaneh Hajishirzi, Luke Zettlemoyer, Percy Liang, Emmanuel Candès, and Tatsunori B Hashimoto. 2025. [s1: Simple test-time scaling](#). In *Proceedings of the 2025 Conference on Empirical Methods in Natural Language Processing*, pages 20286–20332.
- Kyle O’Brien, David Majercak, Xavier Fernandes, Richard G Edgar, Blake Bullwinkel, Jingya Chen, Harsha Nori, Dean Carignan, Eric Horvitz, and Forough Poursabzi-Sangdeh. 2025. [Steering Language Model Refusal with Sparse Autoencoders](#). In *ICML 2025 Workshop on Reliable and Responsible Foundation Models*.
- Kiho Park, Yo Joong Choe, and Victor Veitch. 2024. [The Linear Representation Hypothesis and the Geometry of Large Language Models](#). In *Proceedings of the 41st International Conference on Machine Learning*.
- David Rein, Betty Li Hou, Asa Cooper Stickland, Jackson Petty, Richard Yuanzhe Pang, Julien Dirani, Julian Michael, and Samuel R Bowman. 2024. [GPQA: A Graduate-Level Google-Proof Q&A Benchmark](#). In *Proceedings of the 1st Conference on Language Modeling*.
- Lee Sharkey, Bilal Chughtai, Joshua Batson, Jack Lindsey, Jeff Wu, Lucius Bushnaq, Nicholas Goldowsky-Dill, Stefan Heimersheim, Alejandro Ortega, Joseph Bloom, and 1 others. 2025. [Open Problems in Mechanistic Interpretability](#). *arXiv preprint arXiv:2501.16496*.
- Gemma Team, Aishwarya Kamath, Johan Ferret, Shreya Pathak, Nino Vieillard, Ramona Merhej, Sarah Perrin, Tatiana Matejovicova, Alexandre Ramé, Morgane Rivière, and 1 others. 2025. [Gemma 3 Technical Report](#). *arXiv preprint arXiv:2503.19786*.
- Gemma Team, Morgane Riviere, Shreya Pathak, Pier Giuseppe Sessa, Cassidy Hardin, Surya Bhupatiraju, Léonard Hussenot, Thomas Mesnard, Bobak Shahriari, Alexandre Ramé, and 1 others. 2024. [Gemma 2: Improving Open Language Models at a Practical Size](#). *arXiv preprint arXiv:2408.00118*.
- Adly Templeton, Tom Conerly, Jonathan Marcus, Jack Lindsey, Trenton Bricken, Brian Chen, Adam Pearce, Craig Citro, Emmanuel Ameisen, Andy Jones, Hoagy Cunningham, Nicholas L Turner, Callum McDougall, Monte MacDiarmid, Alex Tamkin, Esin Durmus, Tristan Hume, Francesco Mosconi, C. Daniel Freeman, and 7 others. 2024. [Scaling Monosemanticity: Extracting Interpretable Features from Claude 3 Sonnet](#). *Transformer Circuits Thread*.
- Constantin Venhoff, Iván Arcuschin, Philip Torr, Arthur Conmy, and Neel Nanda. 2025. [Understanding Reasoning in Thinking Language Models via Steering Vectors](#). In *ICLR 2025 Workshop on Reasoning and Planning for Large Language Models*.
- Shangshang Wang, Julian Asilis, Ömer Faruk Akgül, Enes Burak Bilgin, Ollie Liu, Deqing Fu, and Willie Neiswanger. 2025. [Resa: Transparent Reasoning Models via SAEs](#). *arXiv preprint arXiv:2506.09967*.
- Xuezhi Wang, Jason Wei, Dale Schuurmans, Quoc V Le, Ed H Chi, Sharan Narang, Aakanksha Chowdhery, and Denny Zhou. 2023. [Self-Consistency Improves Chain of Thought Reasoning in Language Models](#). In *Proceedings of the 11th International Conference on Learning Representations*.

- Jason Wei, Xuezhi Wang, Dale Schuurmans, Maarten Bosma, Fei Xia, Ed Chi, Quoc V Le, Denny Zhou, and 1 others. 2022. [Chain-of-Thought Prompting Elicits Reasoning in Large Language Models](#). In *Proceedings of the 36th Annual Conference on Neural Information Processing Systems*, volume 35, pages 24824–24837.
- Matthew R. Wensey. 2025. [General Inquiry Thinking Chain-of-Thought Dataset](#). HuggingFace Dataset.
- Shunyu Yao, Dian Yu, Jeffrey Zhao, Izhak Shafran, Tom Griffiths, Yuan Cao, and Karthik Narasimhan. 2023. [Tree of Thoughts: Deliberate Problem Solving with Large Language Models](#). In *Proceedings of the 37th Annual Conference on Neural Information Processing Systems*, volume 36, pages 11809–11822.
- Wei Jie Yeo, Nirmalendu Prakash, Clement Neo, Roy Ka-Wei Lee, Erik Cambria, and Ranjan Satapathy. 2025. [Understanding Refusal in Language Models with Sparse Autoencoders](#). *arXiv preprint arXiv:2505.23556*.
- Yifan Zhang and Team Math-AI. 2024. [American Invitational Mathematics Examination \(AIME\) 2024](#).
- Lianmin Zheng, Wei-Lin Chiang, Ying Sheng, Tianle Li, Siyuan Zhuang, Zhanghao Wu, Yonghao Zhuang, Zhuohan Li, Zi Lin, Eric Xing, and 1 others. 2024. [LMSYS-Chat-1M: A Large-Scale Real-World LLM Conversation Dataset](#). In *Proceedings of the 12th International Conference on Learning Representations*.

# Appendix

## Table of Contents

---

<b>A</b>	<b>On interpreting high-level behaviors with sparse autoencoders</b>	<b>13</b>
<b>B</b>	<b>Experiment results on additional models</b>	<b>14</b>
B.1	Gemma-2-9B . . . . .	14
B.2	Gemma-2-2B . . . . .	14
<b>C</b>	<b>Experiment results on alternative ranking metrics</b>	<b>15</b>
C.1	ROC-AUC based selection . . . . .	15
C.2	Frequency ratio based selection . . . . .	15
C.3	Comparison across ranking metrics . . . . .	16
<b>D</b>	<b>Additional experimental statistics</b>	<b>17</b>
D.1	Token dependency statistics across configurations . . . . .	17
D.2	Injection strategy performance . . . . .	17
D.3	Average injection effect sizes across configurations . . . . .	17
D.4	Activation magnitude analysis . . . . .	19
D.5	LLM-guided falsification convergence . . . . .	20
D.6	Feature overlap across reasoning datasets . . . . .	20
<b>E</b>	<b>Hyperparameter settings</b>	<b>22</b>
E.1	Feature detection . . . . .	22
E.2	Token injection . . . . .	22
E.3	LLM-guided falsification . . . . .	22
E.4	Steering experiments . . . . .	22
E.5	Model and SAE configuration . . . . .	23
<b>F</b>	<b>LLM-guided feature interpretation results</b>	<b>24</b>
<b>G</b>	<b>Dataset details</b>	<b>35</b>
G.1	s1K-1.1 . . . . .	35
G.2	General Inquiry Thinking Chain-of-Thought . . . . .	35
G.3	Pile Uncopyrighted . . . . .	35
<b>H</b>	<b>Benchmark details</b>	<b>36</b>
H.1	AIME 2024 . . . . .	36
H.2	GPQA Diamond . . . . .	36
<b>I</b>	<b>Potential risks</b>	<b>37</b>
<b>J</b>	<b>Licenses and responsible use</b>	<b>38</b>

---



## A On interpreting high-level behaviors with sparse autoencoders

A growing body of work has used sparse autoencoders to study reasoning in large language models, often by identifying features that correlate with chain-of-thought style text or reasoning-heavy benchmarks. Several studies report SAE features whose activations differ substantially between reasoning and non-reasoning corpora and interpret these directions as encoding reasoning processes (Galichin et al., 2025; Venhoff et al., 2025; Chen et al., 2025; Li et al., 2025b; Wang et al., 2025). These results provide useful evidence that SAEs can surface latent structure associated with reasoning-related behavior. At the same time, the methodological reliance on contrastive activation statistics leaves open an important ambiguity: reasoning traces differ from non-reasoning outputs not only in the underlying computation but also in lexical choice, discourse structure, and formatting. As a result, features identified through such contrasts may capture consistent surface regularities that accompany reasoning rather than the reasoning process itself. Recent work on test-time scaling further sharpens this concern by demonstrating that substantial improvements on reasoning benchmarks can be achieved through simple inference-time interventions that modify output length or token usage, without appealing to any explicit internal representation of reasoning (Muennighoff et al., 2025). Taken together, existing results motivate caution in attributing semantic meaning to individual SAE features without additional causal or adversarial validation.

Related concerns have also arisen in SAE analyses of other high-level behaviors beyond reasoning, including refusal, hallucination, and instruction following. In the context of safety behaviors, Yeo et al. (2025) show that SAE features can predict and causally influence refusals, but also observe that these features often correlate strongly with specific refusal phrases. Similarly, work on hallucination has identified latent directions that encode whether a model recognizes specific entities, with these directions exerting causal influence on whether the model refuses to answer or generates hallucinated attributes of unknown entities (Ferrando et al., 2025). These directions reflect internal signals related to entity recognition and knowledge awareness, and while steering them can alter hallucination behavior, their effects remain closely tied to the presence or absence of entity familiarity rather than to a direct representation of an abstract notion of factual consistency. In instruction-following settings, SAEs have been used to steer task performance across structured tasks such as translation and summarization (He et al., 2025). In these cases, the linguistic regularities of the tasks themselves provide strong cues, making it difficult to determine whether identified features correspond to a general instruction-following capability or to task-specific lexical and syntactic patterns. Across these domains, prior work demonstrates that SAE features can be effective levers for controlling model behavior, while also highlighting the risk of over-interpreting such features as clean representations of high-level concepts.

Our findings should therefore be understood as complementary to this literature rather than contradictory. They suggest that, under current methodologies, individual SAE features that appear to align with reasoning behavior are better explained as linguistic or stylistic correlates than as monosemantic representations of reasoning itself. One plausible explanation is that reasoning is not localized to a single linear direction in activation space, but instead arises from coordinated activity across multiple features, layers, or time steps. This possibility is consistent with evidence that linear representations capture some semantic attributes well, while more complex processes may be distributed or nonlinear (Park et al., 2024). Another contributing factor may be feature hierarchy and absorption effects in sparse autoencoders, where broad concepts fragment into narrower features as model capacity increases, causing higher-level abstractions to lose a stable representation (Chanin et al., 2025). Under this view, the absence of a robust reasoning feature does not imply the absence of reasoning in the model, but rather reflects a mismatch between the structure of the computation and the assumptions of linear sparse decomposition.

More broadly, these considerations underscore the importance of aligning interpretive claims with the limitations of the tools used to obtain them. Sparse autoencoders remain a powerful instrument for probing model internals, but their outputs require careful validation when applied to complex, process-level behaviors. Our evaluation framework is intended to provide such validation by explicitly testing whether candidate features generalize beyond their original linguistic context. We view the difficulty of isolating genuine reasoning features not as a failure of interpretability, but as a signal that reasoning may demand richer representations and more expressive analysis methods than those currently in common use.

## B Experiment results on additional models

To assess the generality of our findings beyond the Gemma-3 family, we apply the same experimental protocol described in Sections 3 and 4 to two additional models from the Gemma-2 family: Gemma-2-9B and Gemma-2-2B (Team et al., 2024). These models use an earlier architecture and provide a useful comparison across both architectural generation and model scale.

### B.1 Gemma-2-9B

We analyze Gemma-2-9B, a 9B parameter model with 42 transformer layers, focusing on a representative middle layer selected based on minimal token concentration in a preliminary analysis, following the same criterion used in Section 4.1. We use sparse autoencoders from the GemmaScope release (Lieberum et al., 2024) with 16,384 features trained on residual stream activations.

Table 6 summarizes feature detection and token injection results for both reasoning datasets. As in the main experiments, we identify the top 100 features by Cohen’s  $d$  and classify them using the token injection framework from Section 3.3.2.

Dataset	Mean $d$	TD	PTD	WTD	CD	Avg. Inject. $d$
s1K	0.709	6 (8%)	7 (9%)	23 (29%)	42 (54%)	0.285
General Inquiry CoT	0.764	6 (6%)	4 (4%)	33 (33%)	57 (57%)	0.294

Table 6: Feature detection and token injection results for Gemma-2-9B. TD denotes token-driven, PTD partially token-driven, WTD weakly token-driven, and CD context-dependent.

Compared to Gemma-3 models, Gemma-2-9B exhibits a substantially larger fraction of context-dependent features and markedly smaller injection effect sizes. Although statistically significant activation differences between reasoning and non-reasoning text are still observed at the detection stage, the average Cohen’s  $d$  induced by token injection is below 0.3 for both datasets. This indicates weaker reliance on shallow token-level cues, but does not by itself imply the presence of genuine reasoning features.

To further investigate these context-dependent features, we apply the LLM-guided falsification protocol from Section 3.4 to 20 randomly sampled features per dataset. Across all 40 analyzed features, none satisfy the criteria for genuine reasoning behavior. The LLM classifies all features as confounds, with high confidence for 34 of them. The dominant confounds include formal academic writing style, meta-cognitive discourse markers, and technical vocabulary that appears in both reasoning and non-reasoning contexts.

### B.2 Gemma-2-2B

We next analyze Gemma-2-2B, a 2B parameter model with 26 layers, using the same methodology. We again select a middle layer based on token concentration analysis and apply an SAE with 16,384 features.

Table 7 reports the corresponding feature detection and token injection results.

Dataset	Mean $d$	TD	PTD	WTD	CD	Avg. Inject. $d$
s1K	0.636	2 (2%)	18 (18%)	36 (36%)	44 (44%)	0.281
General Inquiry CoT	0.602	1 (1%)	7 (7%)	35 (35%)	57 (57%)	0.207

Table 7: Feature detection and token injection results for Gemma-2-2B.

Gemma-2-2B shows the weakest token injection effects among all models studied. Only a small fraction of features are classified as strongly token-driven, while between 44% and 57% are context-dependent. Average injection effect sizes are also the lowest observed. Despite this reduced token sensitivity, LLM-guided analysis of 40 context-dependent features again identifies no genuine reasoning features. Thirty-six of these features are classified as confounds with high confidence. The identified confounds include procedural discourse markers, formal sentence structure, and domain-specific vocabulary patterns.

## C Experiment results on alternative ranking metrics

In the main text, we use Cohen’s  $d$  as the primary criterion for ranking and selecting candidate reasoning features (Section 3.2.2). To evaluate the robustness of our conclusions to this choice, we repeat the full experimental pipeline using two alternative ranking metrics: ROC-AUC and frequency ratio. For every configuration, we rank all SAE features by the corresponding metric and select the top 100 features that satisfy the following criteria: minimum Cohen’s  $d$  effect size  $d \geq 0.3$ , Bonferroni-corrected  $p$ -value  $\leq 0.01$  under the Mann-Whitney  $U$  test, and ROC-AUC  $\geq 0.6$  when using the feature activation as a univariate classifier. All experiments in this section are conducted on Gemma-3-4B-Instruct at layer 22 using the s1K dataset, with all other parameters held fixed, including datasets, sample sizes, statistical thresholds, token injection strategies, and LLM-guided falsification.

### C.1 ROC-AUC based selection

ROC-AUC measures a feature’s ability to discriminate between reasoning and non-reasoning samples across all possible thresholds. For a feature  $i$ , it is defined as

$$\text{AUC}_i = \mathbb{P}(a_{i,j}^{\text{R}} > a_{i,k}^{\text{NR}}) = \frac{1}{n_{\text{R}}n_{\text{NR}}} \sum_{j=1}^{n_{\text{R}}} \sum_{k=1}^{n_{\text{NR}}} \mathbb{1}[a_{i,j}^{\text{R}} > a_{i,k}^{\text{NR}}].$$

This metric is distribution-free, invariant to monotonic transformations, and robust to class imbalance. We rank all SAE features by ROC-AUC and select the top 100 features satisfying  $\text{AUC} \geq 0.6$ , Bonferroni-corrected  $p \leq 0.01$ , and Cohen’s  $d \geq 0.3$ .

Table 8 summarizes the resulting feature statistics and injection outcomes. Features selected by ROC-AUC exhibit token injection behavior that closely mirrors the results obtained using Cohen’s  $d$  ranking. In particular, 95% of features fall into one of the token-driven categories, while only a small fraction remain context-dependent. The mean Cohen’s  $d$  of the selected features is comparable to that of the Cohen’s  $d$  ranked set, indicating strong agreement between the two metrics.

Metric	Value
Mean Cohen’s $d$	0.830
Mean ROC-AUC	0.667
Token-driven	59 (59%)
Partially token-driven	18 (18%)
Weakly token-driven	18 (18%)
Context-dependent	5 (5%)
Features analyzed (LLM)	5
Genuine reasoning features	0

Table 8: Results for the top 100 features ranked by ROC-AUC on Gemma-3-4B-Instruct at layer 22 using the s1K dataset.

All five context-dependent features identified under ROC-AUC ranking are classified as confounds by the LLM-guided falsification procedure described in Section 3.4, with high confidence in each case.

### C.2 Frequency ratio based selection

We next consider the frequency ratio metric, which measures how much more often a feature activates on reasoning samples than on non-reasoning samples. For feature  $i$ , we define

$$\text{FreqRatio}_i = \frac{\text{freq}_i^{\text{R}} + \epsilon}{\text{freq}_i^{\text{NR}} + \epsilon},$$

where  $\text{freq}_i^{\text{R}}$  and  $\text{freq}_i^{\text{NR}}$  denote the proportion of samples whose maximum activation exceeds a fixed threshold, and  $\epsilon = 0.01$  is a smoothing constant. The activation threshold is set to  $\max(0.5 \cdot \sigma_{\text{baseline}}, 0.01)$ , following the same procedure used in the auxiliary analyses described in Section 3.2.

Ranking features by frequency ratio and selecting the top 100 yields results that are nearly identical to those obtained with ROC-AUC. As shown in Table 9, 96% of selected features exhibit statistically significant token-driven behavior, with only four features classified as context-dependent. These features also show comparable effect sizes and discriminative performance.

Metric	Value
Mean Cohen’s $d$	0.830
Mean ROC-AUC	0.667
Token-driven	65 (65%)
Partially token-driven	14 (14%)
Weakly token-driven	17 (17%)
Context-dependent	4 (4%)
Features analyzed (LLM)	4
Genuine reasoning features	0

Table 9: Results for the top 100 features ranked by frequency ratio on Gemma-3-4B-Instruct at layer 22 using the s1K dataset.

LLM-guided analysis of all four context-dependent features again identifies no genuine reasoning features, with each classified as a confound.

### C.3 Comparison across ranking metrics

To quantify overlap between feature sets selected by different ranking metrics, we compute Jaccard similarities between the top 100 features selected by Cohen’s  $d$ , ROC-AUC, and frequency ratio. Figure 5 shows that the overlap is substantial across all pairs, indicating that the three metrics largely prioritize the same subset of features.

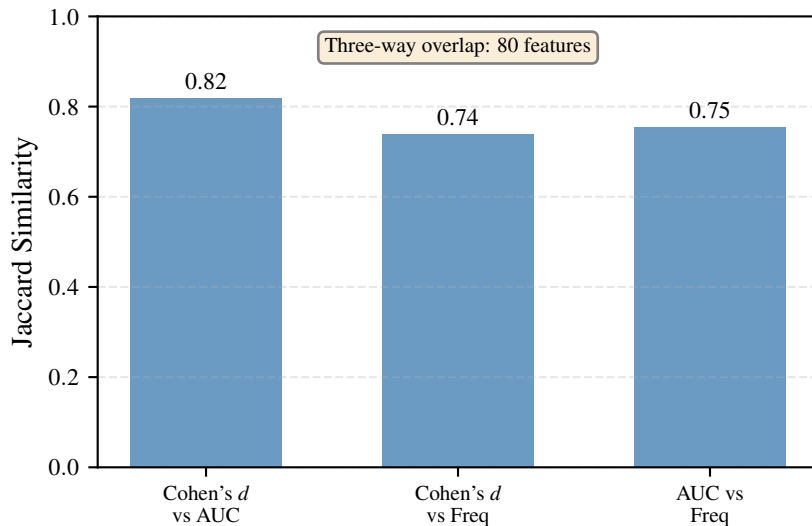


Figure 5: Jaccard similarity between top-100 feature sets selected by different ranking metrics on Gemma-3-4B-Instruct at layer 22 using the s1K dataset.

Taken together, these results demonstrate that our main conclusions do not depend on the specific choice of ranking metric. Whether features are selected by Cohen’s  $d$ , ROC-AUC, or frequency ratio, the vast majority are explained by token-level or short-range contextual confounds, and no genuine reasoning features are identified under any selection criterion.



## D Additional experimental statistics

This section reports supplementary statistics from the main experiments that provide additional quantitative context for interpreting the results presented in Section 4.

### D.1 Token dependency statistics across configurations

Beyond the categorical classification induced by token injection, we analyze the degree to which feature activations are concentrated on a small subset of tokens. For each feature, we compute a token concentration score defined as the fraction of total activation mass attributable to the top 30 tokens ranked by mean activation. We additionally report normalized activation entropy as a complementary measure of dispersion. High concentration and low entropy indicate strong reliance on a limited set of lexical triggers.

Table 10 summarizes token dependency statistics for all main configurations. Across models, layers, and datasets, between 51% and 83% of features exhibit high token dependency, defined as concentration greater than 0.5. Mean concentration values range from 0.532 to 0.823, while median values are consistently high, indicating that most features have sharply peaked activation distributions.

Model	Layer	Dataset	Mean	Median	High dep.
Gemma-3-12B-Instruct	17	s1K	0.686	0.904	69 (69%)
Gemma-3-12B-Instruct	17	Gen. Inq.	0.532	0.550	51 (51%)
Gemma-3-12B-Instruct	22	s1K	0.668	0.769	65 (66%)
Gemma-3-12B-Instruct	22	Gen. Inq.	0.607	0.633	62 (62%)
Gemma-3-12B-Instruct	27	s1K	0.807	0.989	63 (83%)
Gemma-3-12B-Instruct	27	Gen. Inq.	0.684	0.875	69 (69%)
Gemma-3-4B-Instruct	17	s1K	0.675	0.873	69 (69%)
Gemma-3-4B-Instruct	17	Gen. Inq.	0.718	0.936	71 (71%)
Gemma-3-4B-Instruct	22	s1K	0.823	0.988	81 (81%)
Gemma-3-4B-Instruct	22	Gen. Inq.	0.737	0.944	73 (73%)
Gemma-3-4B-Instruct	27	s1K	0.786	0.968	82 (82%)
Gemma-3-4B-Instruct	27	Gen. Inq.	0.742	0.952	77 (77%)
DS-R1-Distill-Llama-8B	19	s1K	0.569	0.528	52 (52%)
DS-R1-Distill-Llama-8B	19	Gen. Inq.	0.687	0.826	69 (69%)

Table 10: Token concentration statistics for top-ranked features across all main configurations. High dependency denotes features with concentration greater than 0.5.

Median concentration values are typically higher than means, indicating right-skewed distributions in which most features rely heavily on a small number of tokens, while a minority exhibit more distributed activation. This pattern is consistent with the token injection results in Section 4.3. Figure 6 visualizes the distribution of token concentration across layers for representative models.

### D.2 Injection strategy performance

We further analyze which injection strategies are most effective at eliciting feature activation. For a representative configuration, Gemma-3-12B-Instruct at layer 22 on s1K, we identify the injection strategy that yields the largest Cohen’s  $d$  for each feature. The prepend strategy dominates, accounting for 69.7% of best-performing cases, followed by bigram injection, replacement, and trigram injection. Context-preserving strategies collectively account for a small fraction of cases.

This distribution indicates that simple token presence is typically sufficient to drive feature activation, and that preserving local co-occurrence or syntactic context does not substantially attenuate injection effects. Figure 7 compares Cohen’s  $d$  distributions across strategies.

### D.3 Average injection effect sizes across configurations

This section reports the magnitude of activation changes induced by token injection across all experimental configurations. For each model, layer, and reasoning dataset, we compute the average Cohen’s  $d$  achieved

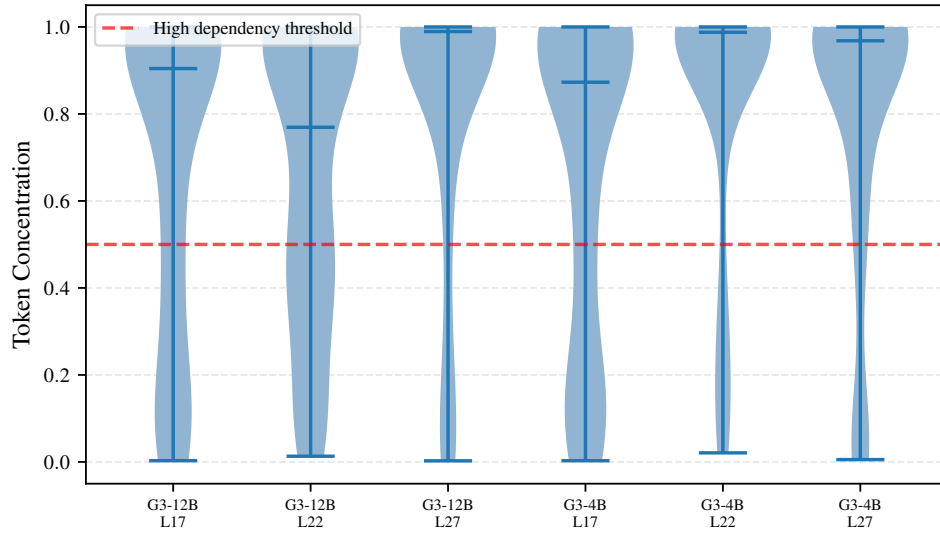


Figure 6: Token concentration distributions across layers for Gemma-3-12B-Instruct and Gemma-3-4B-Instruct on the s1K dataset.

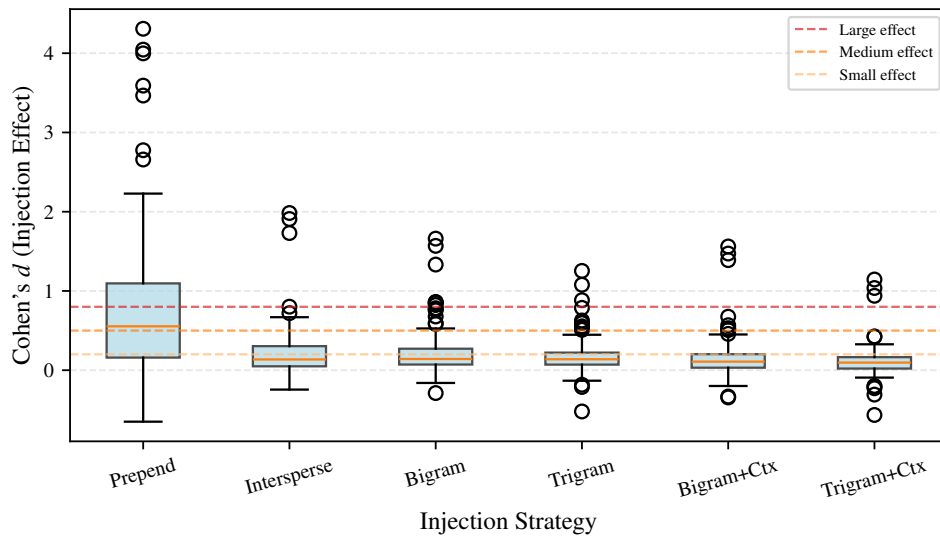


Figure 7: Cohen's  $d$  distributions across token injection strategies for Gemma-3-12B-Instruct at layer 22 on s1K.

by the best-performing injection strategy for each of the 100 candidate features, as defined in Section 3.3.2. The reported values therefore summarize the strength of the strongest token-level intervention per feature, averaged across features within each configuration.

Table 11 presents the resulting average effect sizes. Across all 14 configurations, the mean Cohen’s  $d$  ranges from 0.521 to 1.790, with an overall mean of 1.120. All configurations exceed  $d = 0.5$ , which corresponds to a medium effect size under standard conventions (Cohen, 2013), and 9 of the 14 configurations exceed  $d = 1.0$ , indicating very large effects.

Model	Layer	s1K	General Inquiry CoT
Gemma-3-12B-Instruct	17	1.649	1.790
Gemma-3-12B-Instruct	22	0.871	0.997
Gemma-3-12B-Instruct	27	1.441	1.662
Gemma-3-4B-Instruct	17	0.922	0.946
Gemma-3-4B-Instruct	22	1.179	1.134
Gemma-3-4B-Instruct	27	0.752	0.919
DeepSeek-R1-Distill-Llama-8B	19	0.899	0.521

Table 11: Average Cohen’s  $d$  for token injection across configurations. Values are computed by averaging, for each configuration, the best injection effect size per feature across the top 100 candidate features.

These effect sizes indicate that injecting a small number of feature-associated tokens into non-reasoning text is sufficient to induce substantial activation shifts. In particular, injecting three tokens into 64-token sequences, which corresponds to approximately 4.7% of the input tokens, produces activation increases that are comparable to or exceed conventional medium and large effect size thresholds. The consistency of these effects across models, layers, and datasets provides strong evidence that token-level patterns play a dominant role in driving the activation of features identified by contrastive methods.

We observe systematic variation across configurations. Gemma-3 models generally exhibit larger average injection effects than DeepSeek-R1-Distill-Llama-8B, and for Gemma-3-12B-Instruct, earlier analyzed layers tend to show higher average effect sizes than deeper layers. Nevertheless, even the smallest observed average effect size represents a medium effect, underscoring that token injection reliably induces strong feature activation across all tested conditions.

#### D.4 Activation magnitude analysis

To contextualize effect sizes, we analyze absolute activation magnitudes across conditions. For each feature, we compute the mean activation across samples within each condition and then average these values across features.

Table 12 reports activation statistics for Gemma-3-12B-Instruct at layer 22 on s1K. Token injection increases mean activation by a factor of approximately two relative to the non-reasoning baseline and reaches parity with activations observed on genuine reasoning text. The overlap in upper-tail statistics further indicates that token injection is sufficient to reproduce the activation regimes associated with reasoning inputs.

Condition	Mean	Std.	Median	90th pct.
Non-reasoning (baseline)	184.5	193.3	134.0	469.4
Non-reasoning (injected)	382.6	380.0	294.1	684.2
Reasoning text	379.3	233.6	311.4	753.1

Table 12: Activation magnitude statistics for Gemma-3-12B-Instruct at layer 22 on s1K. Injected refers to the best-performing token injection strategy per feature.

### D.5 LLM-guided falsification convergence

We analyze the convergence behavior of the LLM-guided falsification protocol described in Section 3.4. Table 13 reports the number of iterations required to reach the stopping criteria across all 153 context-dependent features from the main experiments.

Statistic	Value
Mean iterations to convergence	2.4
Median iterations to convergence	2.0
Converged in 1 iteration	47 (31%)
Converged in 2 iterations	68 (44%)
Converged in 3 or more iterations	38 (25%)
Reached max iterations (10)	3 (2%)

Table 13: Iteration statistics for LLM-guided falsification across all analyzed context-dependent features.

Most features converge rapidly, with 75% resolving within two iterations. Features requiring more iterations typically involve overlapping stylistic or discourse-level patterns.

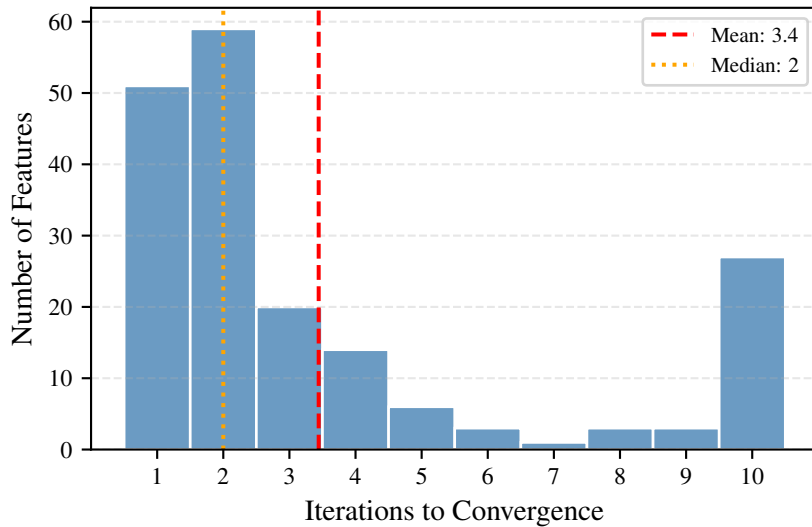


Figure 8: Distribution of iterations required for LLM-guided falsification to converge.

### D.6 Feature overlap across reasoning datasets

Finally, we examine whether the same features are selected when ranking on different reasoning datasets. For each model and layer, we compute the Jaccard similarity between the top 100 features identified using s1K and General Inquiry CoT.

Table 14 shows that overlap is generally low, with Jaccard similarities ranging from 0.058 to 0.327. Larger models exhibit moderately higher overlap, while deeper layers tend to show reduced overlap. These results indicate that different reasoning datasets activate largely distinct feature subsets.

Figure 9 provides a visual summary of feature overlap across datasets. LLM-guided analysis of shared context-dependent features again identifies only confounds, including mathematical notation detectors, formal discourse markers, and meta-cognitive phrases that appear across reasoning and non-reasoning text.



Model	Layer	Intersection	Jaccard
Gemma-3-12B-Instruct	17	41	0.258
Gemma-3-12B-Instruct	22	49	0.327
Gemma-3-12B-Instruct	27	22	0.143
Gemma-3-4B-Instruct	17	21	0.117
Gemma-3-4B-Instruct	22	14	0.075
Gemma-3-4B-Instruct	27	11	0.058

Table 14: Overlap between top-ranked features selected using s1K and General Inquiry CoT.

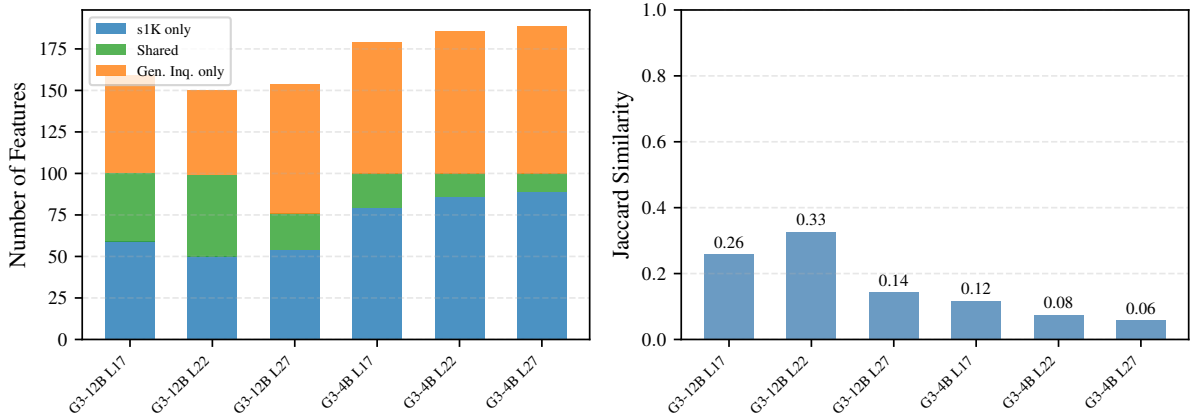


Figure 9: Feature overlap between s1K and General Inquiry CoT across models and layers.

## E Hyperparameter settings

This section specifies all hyperparameters used throughout the experimental pipeline described in Sections 3 and 4. Unless otherwise stated, these settings are shared across all models, layers, and datasets.

### E.1 Feature detection

Candidate reasoning features were identified using 1,000 samples from each corpus, reasoning and non-reasoning, with each sample truncated to a maximum of 64 tokens. Feature activations were aggregated using the maximum activation across tokens. In the main experiments, features were ranked by Cohen’s  $d$ , while appendix experiments used alternative ranking metrics as described in Section C.

We imposed three simultaneous selection thresholds: minimum Cohen’s  $d$  of 0.3, maximum Bonferroni-corrected  $p$ -value of 0.01 using the Mann-Whitney  $U$  test (Mann and Whitney, 1947), and minimum ROC-AUC of 0.6. From the features satisfying all criteria, we selected the top 100 ranked by the primary metric.

For token dependency analysis, we extracted the top 30 tokens per feature based on mean activation, requiring a minimum of five occurrences. We additionally extracted the top 20 bigrams with at least three occurrences and the top 10 trigrams with at least two occurrences. Activation collection used a batch size of 16 for all models.

### E.2 Token injection

Token injection experiments were conducted on the top 100 features selected in the detection stage. For each feature, we used 500 non-reasoning samples for the baseline condition and 500 non-reasoning samples for the injected condition, with all samples truncated to 64 tokens. All processing used a batch size of 16.

We evaluated eight token injection strategies: prepend, intersperse, replace, inject\_bigram, inject\_trigram, bigram\_before, trigram, and comma\_list. For simple token strategies, namely prepend, intersperse, replace, and comma\_list, we injected three tokens selected from the top 10 tokens for the feature. For bigram-based strategies, we injected two bigrams selected from the top 20 bigrams. For trigram-based strategies, we injected one trigram selected from the top 10 trigrams.

Feature classification followed Cohen’s effect size conventions. Token-driven features required  $d \geq 0.8$  with  $p < 0.01$ . Partially token-driven features required  $0.5 \leq d < 0.8$  with  $p < 0.01$ . Weakly token-driven features required  $0.2 \leq d < 0.5$  with  $p < 0.05$ . Features with  $d < 0.2$  or  $p \geq 0.05$  were classified as context-dependent. For each feature, the injection strategy yielding the largest Cohen’s  $d$  was used for final classification.

### E.3 LLM-guided falsification

For features classified as context-dependent in the injection stage, we randomly sampled up to 20 features per configuration for LLM-guided falsification as described in Section 3.4. The protocol was run for a maximum of 10 iterations per feature, with early stopping once three valid false positives and three valid false negatives were identified.

The activation threshold for validation was set to 0.5 times the maximum activation observed on reasoning samples for the feature. A false positive was considered valid if its maximum activation exceeded this threshold, while a false negative was considered valid if its maximum activation was below 0.1 times the threshold. In each iteration, the LLM generated five candidate false positives and five candidate false negatives.

Temperature settings varied by phase. Hypothesis generation and final interpretation used temperature 0.3 to promote consistency, while counterexample generation used temperature 0.8 to encourage diversity.

### E.4 Steering experiments

Steering experiments were conducted exclusively on Gemma-3-12B-Instruct at layer 22, using the top three features ranked by Cohen’s  $d$  on the s1K dataset. We evaluated two steering strengths,  $\gamma = 0.0$  for

the baseline condition and  $\gamma = 2.0$  for positive amplification. The steering intervention was scaled by the maximum feature activation observed in the reasoning corpus.

Text generation used a maximum of 16,384 new tokens, sampling temperature 0.6, and nucleus sampling with top- $p$  set to 0.95. All prompts followed the model’s chat template. Evaluation used one-shot chain-of-thought prompting. For AIME 2024, performance was measured by exact numerical answer matching, while for GPQA Diamond, performance was measured by multiple-choice accuracy.

### **E.5 Model and SAE configuration**

All Gemma-3 models used the GemmaScope-2 sparse autoencoder release with 16,384 features per layer and small  $\ell_0$  regularization. DeepSeek-R1-Distill-Llama-8B used an SAE with 65,536 features trained on reasoning-focused datasets. All models were run in bfloat16 precision on a single NVIDIA A100 80GB GPU.

For Gemma-2 models reported in Section B, we used analogous configurations. Gemma-2-9B and Gemma-2-2B both used SAEs with 16,384 features per layer from the corresponding GemmaScope release. Experiments using alternative ranking metrics in Section C employed identical model and SAE configurations, differing only in the feature ranking criterion.

## F LLM-guided feature interpretation results

This section provides complete documentation of all LLM-generated feature interpretations, including high-activation examples with token-level visualization, refined interpretations, and generated counterexamples, for one representative configuration (Gemma-3-4B-Instruct, layer 27, s1K). For each feature, we show three high-activation examples from the reasoning corpus with tokens colored by activation strength (darker blue indicates higher activation), followed by the LLM's interpretation and classification, and examples of false positives (non-reasoning text that activates the feature) and false negatives (reasoning text that does not activate the feature).

### Feature 11347

*High-Activation Examples:*

*Example 1:* <bos>Let's break down each part of the problem and build the solutions. **\*\*Part**

*Example 2:* <bos>Let's break down the problem and think step by step. 1. **\*\*Understand the**

*Example 3:* <bos>Let's break down the problem and the thought process to solve it. **\*\*1.**

*Interpretation:* This feature is a lexical detector primarily focused on the token "break" (especially in the phrasal verb "break down") and a cluster of related procedural verbs like "analyze," "figure," and "prove." It activates on the presence of these specific words regardless of the semantic context, triggering on physical actions (butchering a chicken), mechanical states (engine failure), and metaphorical descriptions just as strongly as it does on cognitive decomposition.

*Classification:* Confound (Confidence: HIGH)

*False Positives (Non-reasoning text that activates):*

1. To prepare the stew, you must **\*\*break\*\*** **\*\*down\*\*** the whole chicken into eight pieces. **\*\*Figure\*\*** out where the joints connect and slice through. There is no **\*\*expectation\*\*** of perfect cuts here. Once ...
2. The old engine started to **\*\*break\*\*** **\*\*down\*\*** on the side of the highway. I couldn't **\*\*figure\*\*** out the mechanical issue. It wasn't high **\*\*physics\*\***, just a busted radiator. My **\*\*expectation\*\*** of arriv...
3. When the beat drops, let the rhythm **\*\*break\*\*** you **\*\*down\*\***. You **\*\*got\*\*** to feel the music. Don't try to **\*\*analyze\*\*** the lyrics or **\*\*prove\*\*** anything. Just let your feet **\*\*figure\*\*** out the moves. The \*...

*False Negatives (Reasoning text that does not activate):*

1. The screen is black. Checking the power cable reveals it is unplugged. Plugging it in restores power. The light turns green. The monitor is now receiving a signal. The issue was simply a lack of power...
2. All humans are mortal. Socrates is human. Therefore, Socrates is mortal. The conclusion follows necessarily from the premises. If the first statement holds, and the second is true, the third cannot be...
3. Option A costs less but arrives later. Option B is expensive but instant. Saving money is the priority right now given the monthly budget. Waiting a few days is acceptable since the item is not urgent...

### Feature 7523

*High-Activation Examples:*

*Example 1:* <bos>Okay, so I need to show that there exists a point y in the Hilbert space H such

*Example 2:* <bos>Okay, I need to calculate the mean molecular speed of radon gas. Hmm, first, I

*Example 3:* <bos>Okay, so I need to find the percentage error in the calculation of the energy stored

*Interpretation:* This feature is a specific lexical detector for the discourse marker "Okay" followed immediately by a comma at the beginning of a sentence. While this pattern is frequently used to ground 'internal monologue' style reasoning (Chain-of-Thought), the counterexamples prove the feature activates indiscriminately on this n-gram pattern in completely unrelated contexts, such as sports commentary, complaints, and instructions. It does not detect the semantic process of reasoning, but rather a specific conversational style marker.

*Classification:* Confound (Confidence: HIGH)

*False Positives (Non-reasoning text that activates):*



1. Okay, the biggest issue with this new coffee machine is the noise. It makes a loud grinding sound that wakes up the whole house. While the coffee tastes great, I'm not sure it's worth the headache eve...
2. Okay, traveling through the United States can be quite expensive if you don't plan ahead. Hotels in major cities charge a premium, especially during the summer months. It is often cheaper to stay in t...
3. Okay, that was easily the best goal of the season. He dribbled past three defenders and chipped the goalkeeper from the edge of the box. The crowd is going absolutely wild here at the stadium. What a ...

*False Negatives (Reasoning text that does not activate):*

1. Let's assume  $x$  is a rational number. If that is true, it can be expressed as a fraction  $p$  over  $q$  where  $p$  and  $q$  are integers. Squaring both sides gives  $x$  squared equals  $p$  squared over  $q$  squared. If  $x$  i...
2. Investigating the database latency reveals a correlation with the nightly backup. It seems the I/O throughput is maxing out at that exact time. Rescheduling the backup window to 4:00 AM might alleviat...
3. I need to decide between taking the train or driving. Driving takes two hours but finding parking is difficult and expensive. The train takes three hours but allows me to work during the commute. Sinc...

## Feature 12932

*High-Activation Examples:*

*Example 1:* <bos>Okay, let's see. I need to solve this problem about a trapezoid with bases

*Example 2:* <bos>Okay, let's see. We need to find the probability that when Kathy lays out

*Example 3:* <bos>Okay, let's see. So Patchouli has an exam with  $k$  parts, right?

*Interpretation:* This feature is a specific detector for the conversational filler phrase "Okay, let's see", triggering primarily on the punctuation marks (comma and period) within this idiom. It functions as a discourse marker detector rather than a reasoning detector, as it activates on this phrase regardless of whether the context is solving a math problem, checking a lunch menu, or looking for batteries, while completely missing all reasoning styles that do not begin with this specific colloquialism.

*Classification:* Confound (Confidence: HIGH)

*False Positives (Non-reasoning text that activates):*

1. Okay, let's see. Everything in the living room is packed up and ready for the movers. I just need to tape up these last few boxes over by the window. The truck should be here in about an hour, so we h...
2. Okay, let's see. The menu says the daily special is lasagna, but they also have that grilled salmon I liked last time. I'm not super hungry, so maybe I'll just stick to an appetizer for now. The waite...
3. Okay, let's see. I have meetings from nine until noon, then a lunch break, and then catch-up work for the rest of the afternoon. It looks like a pretty standard Tuesday schedule. I might be able to sq...

*False Negatives (Reasoning text that does not activate):*

1. Let  $x$  be the variable representing the unknown width. If the area is 50 and the length is twice the width, then  $2x^2 = 50$ . Dividing by 2 gives  $x^2 = 25$ . Taking the square root implies  $x = 5$ . T...
2. System logs indicate a critical failure at 03:00 UTC. The memory usage spiked to 99% immediately prior to the crash. This pattern suggests a memory leak in the background worker process. I will run a ...
3. If the train leaves at 8:00 AM and travels at 60 mph, it will cover 120 miles by 10:00 AM. The second train departs at 9:00 AM at 90 mph. It closes the gap at a rate of 30 mph. Thus, it will take 2 ho...

## Feature 9248

*High-Activation Examples:*

*Example 1:*  $1. \setminus x(t) = 1 + \int_0^t$

*Example 2:*  $\&0 \setminus \frac{1}{2} \&0 \& \frac{\sqrt{}}$

*Example 3:*  $1 - 1$  for  $n \geq 2$ , with initial conditions  $a_1 =$

*Interpretation:* The feature detects LaTeX mathematical syntax and formatting, specifically focusing on delimiters (like '\$', '\(', '\[', escape characters ('\'), and structural markers (braces '{}') used to render

equations. It also activates on specific mathematical keywords like "primes" and "sets" that frequently appear within this notation. The activation is driven by the presence of this specific markup style rather than the act of reasoning or problem-solving.

*Classification:* Confound (Confidence: HIGH)

*False Positives (Non-reasoning text that activates):*

1. `const mathTemplate = `Here is the formula for the dataset:  $\sqrt{\frac{1}{N}} \sum (x_i - \mu)^2`$  \)` Note the usage of delimiters. The variable 'primes' is defined in the set  $\{ 2, 3, \dots \}$  \}``
2. Catalog ID: MATH-2024. Title: Advanced Notation Standards. Excerpt: 'The collection of all 'primes' is denoted by  $\mathbb{P}$ .' Keywords: 'sets', 'logic', '\$\{', 'format', 'delimiters'. Notes: The cov...
3. I am having trouble rendering this snippet on my blog. I typed  `$(f(x) = x^2)$`  but it shows up as raw text. Also, when I try to use  `$\{ \dots \}$`  for sets, the braces disappear. Is there a confli...

## Feature 973

*High-Activation Examples:*

*Example 1: increase.* We are given the following averages before the increase: Average of all

**Example 2:**  $f(\nu)$ . We need to show that  $f'(\nu) < 0$

*Example 3:* First, recall the definitions: Hausdorff space: For any two distinct points  $x,$

*Interpretation:* This feature detects the specific lexical and structural conventions of formal mathematical proofs, definitions, and algorithmic descriptions. It triggers primarily on standard setup phrases (e.g., "Let", "Given", "We", "Since") and LaTeX-formatted punctuation (e.g., "\$.", "\$\$.", "\$\square\$."), responding to the syntax of formal derivation rather than the semantic process of reasoning.

*Classification:* Confound (Confidence: HIGH)

*False Positives (Non-reasoning text that activates):*

1. Physics Simulation Parameters: Let the initial velocity be  $v_0$ . Given the launch angle  $\theta$ . We assume a vacuum environment. Since the gravitational acceleration is  $g$ . Let the projectile mass ...
2. Glossary of Set Theory Terms: 1. Let  $S$  be the universal set. 2. Given a subset  $A \subseteq S$ . 3. We define the complement  $A^c$ . 4. Since the intersection is empty (i.e.,  $A \cap A^c = \emptyset$ )...
3. Algorithm 4.2 Initialization Block: Let  $k$  be the cluster count. Given the dataset  $D = \{x_1, \dots, x_n\}$ . We initialize centroids  $\mu_1, \dots, \mu_k$  at random. Since the objective function is non-...

*False Negatives (Reasoning text that does not activate):*

1. I need to figure out how to get to the airport on time. If I leave right now, traffic might be bad on the highway. Taking the train is safer, but I have to carry all these heavy bags. Maybe I should j...
2. I need to pick a movie for tonight. Horror is out because I want to actually sleep later. A comedy sounds nice. I haven't seen that new one with the funny actor yet. Reviews say it's good. Okay, that'...
3. I need to decide on dinner for tonight. There is chicken in the fridge that has to be cooked today. Roasting it takes way too long and I'm hungry now. A stir-fry would be much faster. I have a bunch o...

### Feature 1272

*High-Activation Examples:*

Example 1:  $\sum_{n=1}^{\infty} b_n \left( \frac{1}{a_{n+1}} - \frac{1}{a_n} \right)$

*Example 2:*  $0 \leq \frac{1}{2} \leq 0 \leq -1 \leq 0 \leq$

*Example 3:*  $\geq 0$ , the labels on the points  $(x, y)$ ,  $(x, y+1)$

**Interpretation:** This feature is a specific detector for mathematical notation, symbols, and LaTeX syntax. It consistently activates on Greek letters, mathematical operators, and LaTeX formatting characters (like braces and backslashes) regardless of the context—triggering on code comments and raw data streams just as strongly as on mathematical reasoning traces.

**Classification:** Confound (Confidence: HIGH)

*False Positives (Non-reasoning text that activates):*

1. // Code comment: Implementation of the Gaussian integral formula. // Returns the value calculated by:  $I = \int_{-\infty}^{\infty} e^{-\alpha x^2} dx$  // where  $\alpha$  is the shaping parameter and  $\alpha \dots$
2. raw\_data\_stream = [ { "id": 1, "latex": " $f(x) = \frac{1}{1 + e^{-x}}$ ", "tokens": ["/", "^{"] }, { "id": 2, "latex": " $\sum_{n=0}^{\infty} \frac{x^n}{n!}$ ", "Greek": " $\alpha, \beta, \psi$ " }, { "id": ...
3. The set  $S$  is defined as the collection of all real numbers  $x$  such that  $x \geq 0$ . We define a mapping  $f: S \rightarrow S$  where  $f(x) = x^2$ . Given two elements  $\alpha \in S$  and  $\beta \in S$ , the operation  $\alpha \cdot \beta$  yields a product ...

*False Negatives (Reasoning text that does not activate):*

1. I'm trying to understand why the user profile isn't loading. The error message mentions a timeout. First, let's look at the database connection. The credentials seem correct. Maybe the query is taking...
2. The application is crashing immediately after launch. I am checking the system logs for any error messages. The log shows a missing configuration file in the expected directory. I will create a new co...
3. I am editing this paragraph to improve the flow. The second sentence repeats information from the first one. I will remove the redundant phrase and combine the ideas. This change makes the text more c...

## Feature 2157

*High-Activation Examples:*

Example 1: First, since A has an odd number of digits, let's denote the number of digits as

Example 2: make sure I understand the question correctly. We have the additive group  $\mathbb{Z}_2$ , which

Example 3: we guarantee that no matter which lamps are initially on, all lamps will eventually turn

*Interpretation:* This feature detects a specific lexical cluster of words related to deliberate planning, visualization, and verification (e.g., "visualize", "minute", "sure", "considering", "goal"). While these terms frequently appear in the setup phase of Chain of Thought reasoning, the feature is not semantically tracking reasoning; it activates equally strongly on non-reasoning instructional text, self-help advice, or guided visualization scripts that utilize this specific vocabulary.

*Classification:* Confound (Confidence: HIGH)

*False Positives (Non-reasoning text that activates):*

1. Take a minute to visualize your Goal. If you are looking for inner peace, make sure you are comfortable. Breaking free from stress takes time, so do not wait any longer. You might get lucky and find c...
2. Take a minute to visualize your inner calm. If you are looking to achieve a huge Goal, make sure to breathe deeply. Breaking bad habits is not easy, but considering the longer term, you are lucky to h...
3. Okay, take a minute to visualize the recipe steps. If you are considering baking a huge cake, make sure to calculate the flour ratio precisely. Breaking the eggs shouldn't happen randomly. You are luc...

*False Negatives (Reasoning text that does not activate):*

1. The gear is jammed tight. Rust has seized the mechanism completely. Applying heavy oil might loosen the parts. I will spray lubricant on the joint and wait for it to penetrate. If that fails, I will u...
2. The code throws an exception during execution. The array index goes out of bounds. I need to adjust the loop condition. It should stop before reaching the end of the list. I will decrease the iteratio...
3. The road ahead is blocked by construction work. I cannot proceed forward. I must turn right and use the side street instead. It connects to the main avenue further down. This alternate route avoids th...

## Feature 11381

*High-Activation Examples:*

Example 1: <bos>Okay, let's try to figure this problem out. So, we have 2 moles

Example 2: <bos>Okay, so I need to figure out which of these statements about the ideal gas expansion

Example 3: <bos>Okay, let me try to figure this problem out. So, we need to determine how massive

*Interpretation:* This feature detects specific abstract, technical, or mathematical nouns (such as ‘geometry’, ‘problem’, ‘feature’, ‘pathways’, ‘plot’) and associated determiners used in formal, academic, or explanatory contexts. It identifies the subject matter or specific entity being described or analyzed, rather than the cognitive process of reasoning about it.

*Classification:* Confound (Confidence: HIGH)

*False Positives (Non-reasoning text that activates):*

1. The geometry of the new suspension bridge is designed to withstand high winds. We can see from the architectural drawings that the optimal placement of the support cables gives the structure increased...
2. The geometry of the crystal lattice determines its physical properties. In mineralogy, the specific arrangement of atoms within this geometry dictates how the crystal will fracture and interact with l...
3. The geometry of the honeycomb is a wonder of natural engineering. Bees construct this hexagonal geometry to store the maximum amount of honey using the least amount of wax, creating a highly efficient...

*False Negatives (Reasoning text that does not activate):*

1. Start with integer 50. Multiply by 4 to get 200. Divide result by 10. We get 20. Add 5. Final answer is 25. Check constraints: 25 is odd and positive. Conditions met. Proceed to next calculation step ...
2. Code fails at line 45. Variable x is null. Trace back to assignment. Function getX() returns undefined. Why? Database connection might be timeout. Check logs. Connection refused. Restart server service...
3. Meeting starts at noon. Travel time is thirty minutes. Departure must occur by 11:30. Traffic might cause delay. Add fifteen minutes safety margin. New departure target is 11:15. Alarm set. Preparatio...

## Feature 15287

*High-Activation Examples:*

*Example 1:* <bos>Alright, let's see. **So** the problem is: We have the set S which includes

*Example 2:* <bos>Alright, **so** I need to figure out how many rational numbers between 0 and 1 have

*Example 3:* <bos>Alright, **so** I have this problem here: I need to find the remainder when the product

*Interpretation:* This feature detects the discourse marker "so" (or "So") specifically when used as a conversational pivot to introduce a plan, goal, or topic following an introductory greeting or filler (e.g., "Alright", "Hey everyone"). It captures the structural transition from pleasantries to the main subject matter, regardless of whether that subject is a math problem, a vlog itinerary, or a meeting agenda.

*Classification:* Confound (Confidence: HIGH)

*False Positives (Non-reasoning text that activates):*

1. Hey everyone, welcome to the vlog. So the plan for today is to head downtown and check out that new art exhibit before grabbing some sushi. I heard the line to get in is crazy long, so we are leaving ...
2. Hey everyone, welcome back to the channel! So the plan for today is to explore the abandoned mall on the other side of town. I've heard it's pretty creepy inside, so stick around to see what we find.
3. Hey everyone, welcome back to the channel! So the plan for today is to hike up to the observatory and capture some time-lapse footage of the sunset. I've packed all my gear and snacks...

*False Negatives (Reasoning text that does not activate):*

1. I need to determine the optimal departure time. Traffic density peaks between 5 PM and 6 PM. Departing at 4 PM allows me to avoid the worst congestion, but the meeting concludes at 4:30 PM. Consequent...
2. Let us tackle this equation. First, isolate the variable x on the left side. Subtract 5 from both sides of the equation. This leaves 2x equals 10. Divide the entire expression by 2. The result is x eq...
3. Assume the butler committed the crime. He was in the pantry at midnight. However, the witness heard footsteps in the library at that exact time. The pantry and library are on opposite ends of the mano...

## Feature 11619

#### High-Activation Examples:

Example 1: see here. So the problem is: Exactly  $\frac{2}{5}$ th of the children in a certain

Example 2: <bos>Okay, I need to calculate the mean molecular speed of radon gas. Hmm, first, I

Example 3: Okay, I need to find the probability that a randomly colored  $3 \times 3$  grid, where each

*Interpretation:* This feature detects a specific conversational introductory pattern characterized by the discourse marker "Okay" followed by first-person planning verbs (specifically "need", "see", "tackle"). It is a lexical feature that triggers on the combination of these conversational planning markers with a specific cluster of nouns (physics, grid, classes, lens), regardless of whether the content is mathematical reasoning, sports commentary, or administrative tasks.

*Classification:* Confound (Confidence: HIGH)

*False Positives (Non-reasoning text that activates):*

1. Okay, I need to tackle this administrative mess. Their payments for the staff transition are all wrong. I see that the employees are waiting. I need to fix the payroll grid immediately before the dead...
2. Okay, let me see here. I bought these safety glasses for my physics classes. I need to see if the green lens is dark enough for the lamps. Their quality seems okay, but I need to check the fit.
3. Okay, look at that play. I see a massive tackle on the diagonal line. The transition from offense to defense was instant. Their team is really dominating the grid iron today. I need to watch the repla...

*False Negatives (Reasoning text that does not activate):*

1. Given the equation  $5x + 3 = 18$ , subtracting 3 from both sides results in  $5x = 15$ . Dividing by 5 yields  $x = 3$ . Substituting 3 back into the original expression confirms the result: 5 times 3 is 15, plu...
2. The server is returning a 500 error. Check the application logs. The stack trace indicates a database connection failure. The credentials in the config file might be outdated. Updating the password an...
3. Napoleon's invasion of Russia failed due to logistical overextension. The supply lines were too long to maintain. Winter set in before a decisive victory could be achieved. Without food or shelter, th...

### Feature 6537

#### High-Activation Examples:

Example 1:  $+y) + bxy + c(x+y) + 4\$$  We are

Example 2:  $=0\$$  if it's a sapling and  $\$X_i = 1\$$

Example 3: be used. The given conditions are: 1.  $\$P(17) =$

*Interpretation:* This feature detects technical definitions, specifications, and formal terminology within structured texts. It triggers on specific technical nouns (e.g., "friction", "acceleration", "employees") and structural markers (e.g., "Definitions", "Concepts", "№") used to establish meaning or list properties, appearing equally in static reference documents (handbooks, spec sheets) and the setup phase of technical problems.

*Classification:* Confound (Confidence: HIGH)

*False Positives (Non-reasoning text that activates):*

1. Employee Handbook Appendix A. **\*\*Definitions\*\***: 1. 'Staff': Refers to all active employees. 2. 'Tenure': The meaning of this term includes all continuous service periods. When considering promotions, m...
2. Physics Reference Guide. Entry: Kinematics. Concepts included: Velocity and **\*\*acceleration\*\***. Friction: The force opposing motion. Electrical Force: Interaction between charges. The representation of ...
3. Machine Specification Sheet. Model № 501. Technical Data: - **\*\*Acceleration\*\***: 0 to 100 in 5 seconds. - **\*\*Friction\*\*** Coefficient: 0.8. - **\*\*Electrical\*\*** Supply: 240V DC. - **\*\*Steady\*\*** Output: 50Hz. - Cas...

### Feature 1623

#### High-Activation Examples:

Example 1: remember there's a formula for the root mean square speed, which is related to

Example 2: error in the calculation of the energy stored in two capacitors connected in series. The

Example 3: each flipping three coins. Two of the coins are fair, and the third has a probability of



*Interpretation:* This feature detects scientific, technical, and quantitative vocabulary typical of STEM disciplines and textbook word problems, rather than the cognitive process of reasoning. It responds to specific nouns (e.g., "molecular," "friction," "bananas") and verbs (e.g., "visualize," "solving") associated with physical descriptions or problem setups, regardless of whether the context is a calculation or a static product description.

*Classification:* Confound (Confidence: HIGH)

*False Positives (Non-reasoning text that activates):*

1. We tested the new industrial grip tape. It features a surface of synthetic pebbles placed randomly to maximize friction under wet conditions. The kit includes all resources needed for installation and...
2. The cargo manifest lists two tons of bananas stored at 50 degrees Fahrenheit to prevent spoilage. The logistics team is allocating resources to ensure timely delivery to the warehouse. The document me...
3. The new software update improves how users visualize complex molecular interactions in 3D space. It includes a function for recalling previous datasets automatically for comparison. The interface disp...

*False Negatives (Reasoning text that does not activate):*

1. I'm not sure if I should text him back yet. It's been three hours, which seems fine, but if I do it now, do I look too eager? Maybe I'll wait until after dinner. That way, I have an excuse for the del...
2. The blue looks a bit too dark against the yellow. If I lighten it up, it might pop more. But then it loses that moody vibe I was going for. Maybe I should scrap the yellow entirely and go with a deep ...
3. I need to get uptown by six. Taking the subway is usually faster, but at this hour it's packed. If I take a cab, I might get stuck in traffic near the bridge. The weather is nice, so maybe I could wal...

## Feature 741

*High-Activation Examples:*

*Example 1:* up the Earth's inner core by 1 degree Celsius. The setup is from the movie

*Example 2:* changes in investigators' facility (8,4)". This is a cryptic crossword clue. Let

*Example 3:* each part. So first, the total number of questions would be 1 + 2 +

*Interpretation:* Based on the analysis of the top tokens and high-activation examples, here is the hypothesis:

**Hypothesis:** This feature detects **LaTeX mathematical syntax and formatting**, specifically focusing on the structural delimiters and operators used to render equations (e.g., '\$', '^', '\_', '{', '}'). It activates strongly on the specific character sequences that define mathematical notation (like superscripts, subscripts, and math-mode toggles) within technical, scientific, or reasoning-heavy texts.

**Evidence:** 1. **Top Tokens:** The list is dominated by fragments of LaTeX code, such as '^{' (superscript brace), '\_{' (subscript brace), '\$' (math mode delimiter), and '{' (opening brace). The presence of 'between' and '1' reflects common content found immediately adjacent to or inside these mathematical structures. 2. **Contextual Consistency:** 4 out of the 5 examples are STEM-related problems (physics, fluid dynamics, probability) that explicitly use LaTeX formatting for variables (e.g., '\$N\$', '\$v\$', '\$r\$'). 3. **Syntactic Specificity:** The feature does not activate on general math words (like "plus" or "divide") but rather on the **symbols** used to code them. The "High Activation" tokens in the examples (often displayed as "" or "" in visualizations) likely correspond to the specific tokenizer representations of these LaTeX symbol clusters.

*Classification:* Confound (Confidence: LOW)

*False Positives (Non-reasoning text that activates):*

1. Source file 'math\_utils.tex' contains the following definition for the partition function: 
$$Z = \sum_{i=1}^N e^{-\beta E_i}$$
 Note that the summation  $\sum_{n=0}^{\infty}$
2. Formula Reference Sheet: 1. Riemann Sum:  $S = \sum_{i=1}^n f(x_i) \Delta x$ . 2. Definite Integral:  $I = \int_a^b x^2 dx$ . 3. Taylor Series:  $f(x) = \sum_{n=0}^{\infty} \frac{f^{(n)}(a)}{n!} (x-a)^n$
3. def compute\_variance(data): """ Calculates variance using the formula:  $\sigma^2 = \frac{1}{N} \sum_{i=1}^N (x_i - \mu)^2$

Args: data (list): A sequence of numbers betwe...

*False Negatives (Reasoning text that does not activate):*

1. I am trying to decide what to cook for dinner tonight. There is some chicken in the fridge that needs to be used soon. However, I am feeling very tired and might prefer making a simple pasta dish inst...
2. I need to figure out why the car engine is making that weird sound. It sounds like a low hum when I accelerate. It could be that the exhaust pipe is loose. Or maybe it is something with the transmissi...
3. The plant in the corner is turning yellow. I suspect I might be watering it too much. The soil feels very damp to the touch. I should stop giving it water for a few days and let it dry out completely....

## Feature 4115

*High-Activation Examples:*

*Example 1:* at most 40 bits. The binary expansion of  $2^{40}$  is a

*Example 2:*  $-1, 10^2 - 1, 10^3 -$

*Example 3:* \$. We are given  $\$n_i = i\$$  for  $i = 1,$

*Interpretation:* This feature is a specific n-gram detector for the phrase "The problem asks for" (and closely related variants like "The problem states"). It activates consistently whenever this specific wording is present, regardless of whether the context is a mathematical solution, a history question, or a complaint about a submission form, and it fails to activate on general reasoning or problem-solving that does not use this exact phrasing.

*Classification:* Confound (Confidence: HIGH)

*False Positives (Non-reasoning text that activates):*

1. The problem asks for the number of rational numbers between 0 and 1, but the submission form throws an error for any fraction entered. The problem states that the answer should be in simplest form, ye...
2. The problem asks for the value of  $\$x\$$ , but the variable used in the equation is  $\$y\$$ . It is incredibly frustrating to teach from this material. The problem states  $\$y = 2x + 5\$$  but then solves for  $\$z\$$  i...
3. The problem asks for the name of the 44th US President. Question ID: 442. Category: History. The problem states that no hints are allowed for this round. Difficulty level: Easy. The text is displayed ...

*False Negatives (Reasoning text that does not activate):*

1. Let's figure out the solution to this equation. We start with the expression  $\$3x + 7 = 22\$$ . To isolate the variable  $\$x\$$ , the first logical step is to subtract 7 from both sides, which leaves us with  $\$...$
2. Why is the application crashing on startup? I see a null pointer exception in the logs. This usually happens when an object is accessed before it is initialized. I suspect the configuration loader isn...
3. To determine the best route to the airport, I need to consider current traffic conditions. Taking the highway is usually faster, but there is construction near exit 4. The back roads are shorter in di...

## Feature 9560

*High-Activation Examples:*

*Example 1:* <bos>The problem asks for the number of rational numbers between 0 and 1 such that

*Example 2:* <bos>The problem asks for the remainder when the product  $\$P = 9 \times 9$

*Example 3:* <bos>The problem asks for the value of  $\$ \lfloor x^2/100 \rfloor$

*Interpretation:* This feature is polysemantic, functioning primarily as a detector for specific sentence-initial noun phrases starting with 'p'. It activates maximally on the token "The" when followed by the word "problem" (specifically in the formulaic phrase "The problem asks for") or when followed by botanical terms like "phyt-" (e.g., phytotoxicity, phytoremediation) or "plant". It is not a general reasoning detector but rather a pattern matcher for these specific formal openings.

*Classification:* Confound (Confidence: HIGH)

*False Positives (Non-reasoning text that activates):*

1. The phytoremediation initiatives in the region have shown promising results. The plant species introduced to the contaminated soil are thriving and reducing toxicity levels. The phytogetic compounds r...

2. The phytosanitary regulations for importing exotic seeds are strict. The plant health certificate must accompany all shipments to prevent the introduction of invasive pests. The phytosanitary inspecto...
3. The phytotoxicity of the new herbicide was tested on several invasive species. The plant samples exhibited rapid wilting and discoloration within hours of application.

*False Negatives (Reasoning text that does not activate):*

1. I need to figure out the derivative of this function to find the critical points. First, I'll apply the chain rule to the outer term. Then, I multiply by the derivative of the inside. Setting the whol...
2. Let's analyze the logic here. If we assume that P implies Q, and we observe that Q is false, then by modus tollens, P must also be false. This is a fundamental rule of inference. We can verify this by...
3. Consider a scenario where supply outstrips demand. Prices usually fall as sellers compete for buyers. However, if the government imposes a price floor, the market cannot reach equilibrium. This result...

## Feature 15354

*High-Activation Examples:*

*Example 1:* <bos>Okay, so I need to show that there exists a point  $y$  in the Hilbert space  $H$  such

*Example 2:* <bos>Okay, so I need to find the percentage error in the calculation of the energy stored

*Example 3:* <bos>Okay, so I need to solve this geometry problem where there's a square named

*Interpretation:* This feature detects the specific conversational discourse marker "so", particularly when it appears in the phrase "Okay, so" at the beginning of a sentence or thought. It functions as a lexical detector for this specific colloquial transition rather than detecting the semantic act of reasoning, as evidenced by its high activation on casual narratives about wedding invites or office drama that share the same introductory phrase.

*Classification:* Confound (Confidence: HIGH)

*False Positives (Non-reasoning text that activates):*

1. Okay, so I was looking at my little brother's homework last night. The problem asks for the number of jellybeans in a jar based on the volume. I have no idea how to do geometry anymore, so I just told...
2. Okay, so here is the situation with the wedding invites. The RSVP card asks for the number of guests attending, but people keep leaving it blank. So, I have to call every single cousin to confirm if t...
3. Okay, so I need to go to the DMV tomorrow. The form asks for the number of years I have lived at my current address. I honestly can't remember if it's two or three. So, I'll just bring my lease agreem...

*False Negatives (Reasoning text that does not activate):*

1. To determine the roots of the quadratic equation  $x^2 - 5x + 6 = 0$ , I will utilize the factoring method. I need two numbers that multiply to 6 and add up to -5. These numbers are clearly -2 and -3. C...
2. My objective is to optimize the function for maximum efficiency. First, I must identify the bottleneck in the current code. Profiling the script reveals that the nested loop consumes 80% of the execut...
3. Visualizing the geometry, we have a right triangle with a hypotenuse of 10. Given that one leg is twice the length of the other, let the shorter leg be  $x$ . Then the longer leg is  $2x$ . Applying the P...

## Feature 336

*High-Activation Examples:*

*Example 1:* <bos>The problem asks for the number of rational numbers between 0 and 1 such that

*Example 2:* <bos>The problem asks for the remainder when the product  $P = 9 \times 9$

*Example 3:* <bos>The problem asks for the value of  $\lfloor x^2/100 \rfloor$

*Interpretation:* This feature is a specific n-gram detector that identifies the standardized introductory phrase "The problem asks for", commonly used to formally restate a mathematical problem at the beginning of a solution. It activates exclusively on the capitalized token "The" when followed by this specific sequence, serving as a template detector for formal solution structures rather than a general reasoning detector.

*Classification:* Confound (Confidence: HIGH)

*False Negatives (Reasoning text that does not activate):*

1. I need to figure out the total cost of the groceries on this receipt. Let's look at the items one by one. First, apples cost \$2 per pound. Then, bananas are \$1 per bunch. Finally, milk is listed at \$3...
2. Okay, let's try to solve this geometry puzzle. We are looking at a triangle with side lengths 3, 4, and 5. My goal is to determine if it is a right-angled triangle. I recall the Pythagorean theorem: a...
3. Why is this Python script crashing? It looks like an IndexError on line 5. I am trying to access the third element of the list 'my\_data', but maybe the list is empty or shorter than I thought. I shoul...

## Feature 1709

*High-Activation Examples:*

*Example 1:* <bos>Alright, let me start by trying to understand the problem. We have a rectangular

*Example 2:* <bos>Alright, let me try to figure out this problem. So, we have this integer N which

*Example 3:* <bos>Alright, let me try to figure out this problem. The question is: Prove that the sum

*Interpretation:* This feature is a lexical detector that triggers on a specific cluster of vocabulary words—primarily 'try', 'need', 'calculate', 'came', and 'me'—along with specific nouns like 'trapez', 'lamps', and 'crossword'. It does not detect the semantic process of reasoning or meta-cognition; instead, it activates whenever these specific words appear, whether in a narrative story about a neighbor or a problem-solving introduction.

*Classification:* Confound (Confidence: HIGH)

*False Positives (Non-reasoning text that activates):*

1. He came to me asking if he could try the new menu item. I told him he would need to calculate the cost first. The restaurant had vintage lamps producing a soft glow, but the acoustic resonance made it...
2. My neighbor came to me wanting to try fixing his own roof. I said he would need to calculate the exact slope of the difficult trapez-oidal section before starting. The rain came down randomly on the s...
3. The artist came to me to try a new large canvas. She felt she would need to calculate the perspective lines to get it right. The bright studio lamps were producing intense heat in the room. Her painti...

*False Negatives (Reasoning text that does not activate):*

1. Assume the variable X equals five. If the function doubles the input, the output becomes ten. Adding three yields thirteen. Since thirteen is a prime number, it cannot divide evenly by two or any othe...
2. The server is not responding to requests. The logs show a database connection timeout. The network cable is plugged in, and firewall rules permit traffic. This implies the database service itself has ...
3. The flight departs at six in the evening. Security checks require two hours. Driving to the airport takes forty-five minutes. Leaving the house by three o'clock provides a fifteen-minute safety margin...

## Feature 1209

*High-Activation Examples:*

*Example 1:* Okay, so I need to figure out the product formed when cyclobutyl(cyclopropyl)methanol

*Example 2:* Okay, so I need to figure out which of these statements about the ideal gas expansion are

*Example 3:* <bos>Okay, so I need to figure out the total number of weights in the first layer of this

*Interpretation:* This feature functions as a specific n-gram or phrase detector for the sequence "I need to figure out" and closely related first-person colloquialisms (e.g., "just came across", "hits me"). It does not detect the abstract process of reasoning or planning, but rather the specific linguistic formulation of a speaker stating an intent to solve a problem, regardless of whether the context is academic, gaming chatter, or nonsense.

*Classification:* Confound (Confidence: HIGH)

*False Positives (Non-reasoning text that activates):*

1. I am staring at a melting clock in my dream. Okay, so I need to figure out the sqrt of purple. Hmm. The thought came out of nowhere. It hits me that logic doesn't apply here. I need to figure out how ...
2. Yo @chat, welcome back to the stream. I just came across this boss. Okay, so I need to figure out his attack pattern. It hits super hard. I got to play this safe. Let me heal up first. Watch how I sol...

3. Yo @chat, this game is completely broken. I just came through the floor glitch. Okay, so I need to figure out the geometry of this invisible wall. It hits the character model weirdly. I got to stretch...

*False Negatives (Reasoning text that does not activate):*

1. Given the premises that all men are mortal and Socrates is a man, the conclusion follows logically: Socrates is mortal. This syllogism represents a fundamental structure of deductive argumentation. Va...
2. The chemical reaction failed to yield a precipitate despite precise execution. Temperature was maintained strictly at 50 degrees Celsius throughout the duration. Reactants were added in the correct st...
3. Loop through the array from index zero to the final element. Compare adjacent values at each step. If the left element exceeds the right, swap their positions immediately. Repeat this pass until the e...

## Feature 2240

*High-Activation Examples:*

*Example 1:* these. First, let me recall what an entangled state is. Entangled states are quantum states

*Example 2:* <bos>Okay, let's tackle this crossword clue. The clue is "Noticed minor changes in

*Example 3:* the problem is: Exactly 2/5th of the children in a certain class are girls.

*Interpretation:* This feature functions as a lexical detector for specific words and phrases, primarily "break down", "crossword", "clue", "gauge", and "recall", rather than detecting the abstract process of reasoning. While these terms often appear in meta-cognitive reasoning (breaking down a problem), the feature blindly activates on their literal or alternative uses, such as physically breaking down a door or discussing dance choreography.

*Classification:* Confound (Confidence: HIGH)

*False Positives (Non-reasoning text that activates):*

1. Alright class, today we will **break down** the choreography. I want to make **sure** your movements are **smooth**. **Got** it? We need to **gauge** the distance between partners. **Recall** the step...
2. The detective stared at the **crossword** puzzle on the desk. It was the only **clue** left behind. He watched the SWAT team **break down** the front door. He couldn't quite **gauge** the suspect's ti...
3. The detective picked up the stained **crossword** puzzle from the victim's desk. It was the only **clue** in the room. He watched the officers **break down** the barricaded door, trying to **gauge** h...

*False Negatives (Reasoning text that does not activate):*

1. If a triangle has a ninety-degree angle, it is a right triangle. The sum of squares of the two shorter sides equals the square of the longest side. Applying this to sides of length three and four yiel...
2. The server is not responding. The logs show a timeout error. This implies the database is locked. Restarting the service might clear the lock. If that fails, checking the configuration file for connec...
3. Buying the red shirt costs twenty dollars. The blue one is on sale for fifteen. Saving five dollars allows for buying lunch. The fabric quality appears identical. Therefore, the blue shirt is the more...



## G Dataset details

This section provides detailed descriptions of the datasets used to construct reasoning and non-reasoning corpora in our experiments (Section 4). We use two reasoning datasets with explicit chain-of-thought traces and one general-text dataset as a non-reasoning baseline.

### G.1 s1K-1.1

The s1K-1.1 dataset is a curated collection of 1,000 challenging mathematics problems, derived from the original s1K dataset introduced by Muennighoff et al. (2025). The questions span a range of mathematical domains, including algebra, geometry, number theory, and combinatorics, and are designed to require multi-step reasoning. In contrast to the original s1K dataset, which contains reasoning traces generated by Gemini Thinking, s1K-1.1 augments the same set of 1,000 questions with additional chain-of-thought traces generated by DeepSeek-R1, resulting in a mixture of Gemini- and DeepSeek-generated solutions. We use both types of traces in our experiments.

Each example consists of a problem statement and an associated reasoning trace that decomposes the solution into explicit intermediate steps. The traces are written in natural language and include algebraic manipulations, case analyses, and explanatory commentary. We treat the reasoning trace as the reasoning text and exclude the final answer when constructing inputs for feature analysis, in order to focus on intermediate reasoning behavior rather than answer tokens. For all experiments, inputs are truncated to a maximum of 64 tokens.

### G.2 General Inquiry Thinking Chain-of-Thought

To evaluate reasoning features beyond mathematics, we use the General Inquiry Thinking Chain-of-Thought dataset (Wensey, 2025). This dataset contains approximately 6,000 question-answer pairs with explicit chain-of-thought annotations. Unlike mathematics-focused datasets, General Inquiry spans a broad range of domains, including scientific reasoning, logical puzzles, everyday decision making, and philosophical or conceptual questions.

Each example includes a user question and a step-by-step reasoning trace that justifies the final answer. The diversity of topics and styles reduces the risk that results are driven by domain-specific vocabulary or formatting conventions. As with s1K-1.1, we use only the chain-of-thought portion of each example and truncate inputs to 64 tokens. For each experimental configuration, we randomly sample 1,000 examples from the dataset to form the reasoning corpus.

### G.3 Pile Uncopyrighted

As a source of non-reasoning text, we use the uncopyrighted subset of the Pile (Gao et al., 2020). The Pile is a large-scale English text corpus constructed from 22 heterogeneous sources, including academic writing, books, reference material, and web text. The uncopyrighted version removes all copyrighted components to support responsible use.

We randomly sample 1,000 text passages from this corpus and truncate each passage to 64 tokens. These samples are treated as non-reasoning text and are used as the baseline distribution in contrastive feature detection (Section 3.2) and token injection experiments (Section 3.3). While some passages may contain implicit reasoning, the dataset does not include explicit chain-of-thought traces or structured problem-solving discourse, making it a suitable non-reasoning comparison corpus.

## H Benchmark details

This section describes the external benchmarks used to evaluate the behavioral effects of feature steering (Section 4.5). These benchmarks are used only as supplementary evaluations and do not form the basis of our primary conclusions.

### H.1 AIME 2024

We evaluate mathematical reasoning performance using problems from the American Invitational Mathematics Examination (AIME) 2024 (Zhang and Math-AI, 2024). AIME is a well-established mathematics competition at the advanced high school level, consisting of problems that require multi-step symbolic reasoning and careful algebraic manipulation. The 2024 edition includes 30 problems drawn from the AIME I and AIME II contests.

Each problem has a single integer answer, and detailed official solutions are available. In our experiments, we use the problem statements as prompts and evaluate model outputs based on exact match with the ground-truth numerical answers. We use one-shot chain-of-thought prompting and allow long generation lengths to avoid truncating reasoning traces.

### H.2 GPQA Diamond

We also evaluate scientific reasoning using the Diamond split of the Graduate-Level Google-Proof Question Answering benchmark (GPQA) (Rein et al., 2024). GPQA is a multiple-choice question answering dataset constructed by domain experts in biology, physics, and chemistry. The questions are intentionally designed to be difficult for both non-experts and state-of-the-art language models, even with access to external resources.

The Diamond split consists of the most challenging subset of questions and is commonly used as a stress test for advanced reasoning capabilities. Expert annotators achieve substantially higher accuracy within their own domains than non-expert validators, highlighting the depth of domain knowledge required. Due to the sensitivity of the dataset and the risk of leakage, we do not reproduce or paraphrase individual questions in this paper.

In our steering experiments, we evaluate accuracy on the multiple-choice answers using one-shot chain-of-thought prompting. As with AIME 2024, these results are reported as supplementary evidence and are interpreted cautiously, since performance changes alone do not imply that a steered feature encodes a genuine reasoning mechanism.

## **I Potential risks**

This work presents primarily negative results regarding the interpretability of sparse autoencoder features for reasoning. A potential risk is that such findings could be misinterpreted as implying that mechanistic interpretability approaches are ineffective or that reasoning in language models is inherently uninterpretable. We emphasize that our results instead motivate more rigorous evaluation standards and do not preclude the existence of meaningful internal reasoning representations at other levels of analysis.

Another risk is that the methods introduced here could be misapplied to prematurely dismiss features or representations without sufficient causal testing. We encourage practitioners to treat our framework as a complement to existing interpretability tools rather than a replacement.

Finally, while our experiments do not introduce new capabilities or model behaviors, broader advances in interpretability can indirectly contribute to both beneficial and harmful applications of language models. We do not identify any new risks specific to the methods or results presented in this work

## J Licenses and responsible use

We carefully adhere to the licenses and usage terms of all datasets, models, and benchmarks used in this study. For non-reasoning text, we use the uncopyrighted subset of the Pile dataset. The s1K-1.1 dataset and the General Inquiry Thinking Chain-of-Thought dataset are released under the MIT license.

We evaluate open-weight language models released under permissive or research-friendly terms. The Gemma 2 and Gemma 3 models are used in accordance with the Gemma Terms of Use. The DeepSeek distilled models are released under the MIT license. Sparse autoencoders from the Gemma Scope and Gemma Scope 2 releases are licensed under the Creative Commons Attribution 4.0 License.

For evaluation benchmarks, AIME 2024 is used under the Apache License 2.0, and GPQA is released under the Creative Commons Attribution 4.0 License.

Figure 1 incorporates icons created by karyative and Bartama Graphic from the Noun Project, licensed under the [Creative Commons Attribution 3.0 License \(CC BY 3.0\)](#). The icons have been resized and stylistically adapted for consistency with the figure design. Use of these icons complies with the license requirements, including attribution to the original creators and indication of modifications.

All experiments are conducted for research purposes only. We do not release any new model weights or datasets, and we do not modify or redistribute licensed resources beyond what is permitted by their respective terms. We encourage future work building on this study to similarly respect licensing constraints and responsible research practices.