

Annotating Dimensions of Social Perception in Text: The First Sentence-Level Dataset of Warmth and Competence

Mutaz Ayesh¹, Saif M. Mohammad², Nedjma Ousidhoum¹

¹ Cardiff University, ² National Research Council Canada

AyeshMA@cardiff.ac.uk, saif.mohammad@nrc-cnrc.gc.ca,
OusidhoumN@cardiff.ac.uk

Abstract

Warmth (W) (often further broken down into *Trust* (T) and *Sociability* (S)) and *Competence* (C) are central dimensions along which people evaluate individuals and social groups (Fiske, 2018). While these constructs are well established in social psychology, they are only starting to get attention in NLP research through word-level lexicons, which do not completely capture their contextual expression in larger text units and discourse. In this work, we introduce *Warmth and Competence Sentences* (W&C-Sent), the first sentence-level dataset annotated for warmth and competence. The dataset includes over 1,600 English sentence-target pairs annotated along three dimensions: *trust* and *sociability* (components of *warmth*), and *competence*¹. The sentences in W&C-Sent are from social media and often express attitudes and opinions about specific individuals or social groups (the targets of our annotations). We describe the data collection, annotation, and quality-control procedures in detail, and evaluate a range of large language models (LLMs) on their ability to identify trust, sociability, and competence in text. W&C-Sent provides a new resource for analyzing warmth and competence in language and supports future research at the intersection of NLP and computational social science.

Content warning: This paper contains potentially offensive examples.

1 Introduction

Language is a powerful means through which people express their emotions and opinions about topics and individuals. In social psychology, interpersonal evaluation is largely structured around warmth and competence, the two primary dimensions along which people form impressions of, and make judgments about, individuals and social

groups (Fiske et al., 2002; Fiske, 2018). To explain how such evaluations manifest, the Stereotype Content Model (SCM), proposed by Fiske et al. (2002), examines social perception, bias, and stereotyping. Central to the SCM is the idea that humans rapidly infer whether others are well-intentioned and socially oriented—even in the case of strangers—before assessing their ability to act on those intentions. Accordingly, **warmth (W)** reflects perceptions of **trust (T)** and **sociability (S)**, capturing whether an individual is seen as benevolent, cooperative, and inclined toward positive social interaction. In contrast, **competence (C)** reflects their perceived capability to act on those intentions. These dimensions are fundamental to the study of social interaction, emotional responses, stereotypes, and human behavior more broadly, and their understanding is therefore crucial for building human-centered NLP and AI systems. However, while these concepts are well established in psychology, they have only recently begun to receive attention in NLP, with existing work largely relying on lexicons and word-level analyses (Mohammad, 2025b; Teodorescu and Mohammad, 2023). Although such approaches have proven useful in psycholinguistics and lexical semantics, as well as for tracking social evaluation dimensions in text and stereotypes, people primarily communicate through larger text units, such as sentences. Moreover, meaning does not automatically correspond to the simple sum of individual words’ senses (Szabó, 2024). That is, expressions of trust, sociability, and competence are often shaped by syntax, compositional semantics, and pragmatic cues, which cannot be fully captured at the word level. Consequently, word-based resources offer limited insight into how these social traits are conveyed in context. To study how warmth and competence are expressed at the sentence-level, we build W&C-Sent—a dataset that captures contextualized expressions of trust, sociability, and competence toward specific targets.

¹https://github.com/nedjmaou/W_C_Sent

Target: Hillary Clinton	
Text: Would you wanna be in a long term relationship with some bitch that hides her emails, & lies to your face? Then #Dontvote	
High Distrust -3	Moderate Unsociability -2
Moderate Competence +2	

Target: Religious people	
Text: Could all those who believe in a god please leave. The meeting will now continue for the grown ups only.	
Neutral trust 0	High Unsociability -3
High Incompetence -3	

Figure 1: Examples showing divergences between dimensions of social perception.

We collect instances from the SemEval-2016 stance dataset (Mohammad et al., 2016)—chosen for its relevance in containing opinions about specific targets—and augment them with instances from the Affect, Body, Cognition, Demographic, and Emotion (ABCDE) dataset (Wahle et al., 2025). Each instance is then independently annotated by 4 to 7 fluent English speakers for each dimension (T, S, and C) with respect to seven distinct targets: individual politicians (Hillary Clinton, Barack Obama, and Donald Trump) and social groups (women, religious people, atheists, and climate change activists). Annotations are recorded on a 7-point scale ranging from -3 (very low) to +3 (very high), with 0 corresponding to neutral (e.g., see Figure 1). We provide a detailed description of our data collection, annotation, and quality-control procedures and make the dataset publicly available. Then, we evaluate a range of LLMs on their ability to detect trust, sociability, and competence in text. We find that LLMs struggle to reliably assess these social traits, resulting in suboptimal performance in downstream applications and their deployment in real-world systems, such as chatbots, content moderation, and machine translation. W&C-Sent supports a broad range of applications in NLP and social science including analytics, annotation, discourse analysis, and bias studies. It also serves as a benchmark for evaluating whether models accurately capture sociability, trust, and competence in language.

2 Related work

Prior work in social perception has established warmth and competence as core dimensions underlying social judgments. The Stereotype Content Model (Fiske et al., 2002) showed that dif-

ferent combinations of warmth and competence elicit distinct emotional responses (e.g., pity or envy), explaining why groups are associated with varied affective reactions rather than uniform prejudice (Fiske, 2018). Subsequent work by Abele et al. (2016) challenged a unidimensional view of warmth and proposed a multifaceted conceptualization of warmth (communion), distinguishing between morality-related traits (e.g., honesty, fairness) and sociability-related traits (e.g., friendliness, empathy). They further demonstrated that morality plays a stronger role in group judgments. This distinction was further supported by Koch et al. (2024), who showed that these facets cluster differently and predict several behavioral outcomes, motivating more fine-grained modeling of warmth and competence. This framework is particularly helpful for assessing bias and stereotypes in NLP (Fraser et al., 2024), given the growing interest in bias and stereotype evaluation in NLP models (Kiritchenko and Mohammad, 2018; Blodgett et al., 2020; Nadeem et al., 2021; Ousidhoum et al., 2021), and in LLMs in particular (Cheng et al., 2023; Siddique et al., 2024; Plaza-del Arco et al., 2024a,b).

Current computational approaches to warmth and competence are largely lexicon-based. The Valence–Arousal–Dominance (VAD) lexicon (Mohammad, 2018, 2025a) provides large-scale word-level scores for valence—previously argued to be the largest component of warmth (Cuddy et al., 2007)—and dominance (also referred to as competence), offering broad coverage but treating warmth as a single dimension. Other work has developed warmth and competence dictionaries for large-scale text analysis (Nicolas et al., 2021); however, subsequent research has shown that semantically similar words can convey substantially different social trait associations (Mohammad, 2025b). Addressing this limitation, Mohammad (2025b) introduced the first large-scale lexicon that decomposes warmth into trust and sociability, with highly reliable human ratings, alongside competence scores drawn from prior resources. This lexicon provides a foundation for more nuanced modeling of social traits in language and motivates extending such analyses beyond the word level, which we address in this paper.

Instance from the SemEval-2016 Stance Dataset:	
We need Obama out and @realDonaldTrump in the White House ASAP.	
SemEval-2016 Labels	→ W&C-Sent Labels
Target: Donald Trump Original Label: Stance: Favor	→ Target: Barack Obama → Social Perception Labels: Moderate Incompetence Slight Unsociability Moderate Distrust

Figure 2: An example illustrating how the SemEval-2016 Stance dataset was used to extract sentence–target pairs for W&C-Sent. Specifically, a social media post is initially labeled as expressing a stance in favor of Donald Trump; however, because it also mentions Barack Obama, we additionally extract Barack Obama as a target and annotate it for competence, sociability, and trust.

3 Dataset

We construct a dataset of 1,633 sentences annotated for warmth (W)—broken down into trust T and sociability S—and competence C. We describe the data sources, annotation procedures, and quality-control processes in the following.

3.1 Data Sources

Stance Data We use the SemEval-2016 Stance dataset (Mohammad et al., 2016) as our primary data source. This is motivated by the fact that the dataset consists of social media posts manually annotated for stance toward predefined targets. Specifically, each post is labeled according to whether the expressed stance towards a given target is *in favor of*, *against*, or *neutral*, whether the stance is expressed directly or implicitly, and the overall sentiment of the post independent of stance. The six predefined targets in the dataset are *Hillary Clinton*, *Donald Trump*, *Atheism*, *Feminism*, *Climate Change*, and *Abortion* (see Figure 2).

The ABCDE Dataset We additionally use the ABCDE dataset (Wahle et al., 2025), a large-scale corpus of over 400 million text utterances from diverse sources, including social media, blogs, and books. The dataset contains self-reported features that capture affective, cognitive, linguistic, bodily, and demographic information. We selected 151 sentences from the ABCDE dataset, constituting 9.2% of the total sentences in *W&C-Sent*. Since this dataset was considered at a later stage, the selection of sentences was deterministic. That is, its sentences were filtered by a simple search for keywords that are related to the seven predefined targets. The search keywords can be found in Appendix A.

Data Selection Table 1 presents the final distribution of the dataset, which includes 1,633 unique sentence–target pairs. Of these, 1,490 sentences (90.8%) were manually selected from the SemEval-2016 Stance dataset (Mohammad et al., 2016) and augmented with additional instances from the ABCDE dataset (Wahle et al., 2025). Human targets (e.g., *Hillary Clinton*, *Donald Trump*, and *women*) were prioritized, as the analysis of warmth and competence requires targets to be human individuals or social groups. Non-human or abstract targets—such as *Atheism*, *Feminism*, *Climate Change*, and *Abortion*—were included only when sentences explicitly referred to human subjects or collectives. Specifically, we retained posts discussing these topics and reassigned the targets to relevant groups of people rather than the topics themselves (e.g., *atheism* posts referring to religious or non-religious people; *abortion*-related posts referring to women; and *climate change* posts targeting environmentalists or climate change activists). Moreover, several instances in the SemEval stance dataset with *Hillary Clinton* or *Donald Trump* as the target contained references to *Barack Obama*. For these cases, we created additional instances by pairing the same sentence with *Barack Obama* as the target, resulting in a final set of seven targets.

3.2 Annotation Process

We preprocessed the data instances by anonymizing tweets, replacing most @mentions with @user. The instances were then annotated using the annotation platform Prolific.

Annotator Selection Criteria Annotators were required to be fluent English speakers based in

Target	SemEval	ABCDE	Total (%)
Hillary Clinton	610	7	617 (37.7)
Donald Trump	301	108	409 (25.0)
Women	292	21	313 (19.0)
Barack Obama	109	4	113 (7.0)
Religious P.	98	7	105 (6.5)
Environ.	37	3	40 (2.5)
Nonreligious P.	35	1	36 (2.3)
Total	1,482	151	1,633 (100)

Table 1: **Distribution of targets in W&C-Sent**, showing frequency counts by source dataset and overall percentages for the seven targets (Hillary Clinton, Donald Trump, women, Barack Obama, religious people (Religious P.), climate change activists (Environ.), and atheists (Non-religious P.).

English-speaking countries and to have an approval rate above 99% on Prolific. They were compensated at a rate of US \$16–22 per hour.

To reduce the likelihood of bot participation or inattentive responses, annotators were required to complete multiple attention checks throughout the study in which they were instructed to assign a specific, predetermined label (e.g., “Please assign a +3 score”). Selecting any other label was treated as a failure to follow the instructions.

In addition, a set of potentially unambiguous sentences ($n = 229$) was manually pre-annotated by the authors for use in quality assessment. Annotators were presented with a random subset of these sentences, and if they failed to correctly annotate more than 20% of them, a full assessment of their performance was warranted, which usually caused their annotations to be discarded.

Instructions To reduce annotator cognitive load, we annotate trust, sociability, and competence independently. We adapted the word-level guidelines proposed by Mohammad (2025b) for sentence–target pair annotations. The full annotation guidelines are provided in Appendix E. Annotators are shown a post together with a target and are asked to rate each of the three dimensions on a 7-point ordinal scale. Scores range from -3 —very low trust, very low sociability, or very low competence—to $+3$ —very high trust, very high sociability, or very high competence—depending on the dimension being annotated. A score of 0 indicates neutrality, non-applicability, or a lack of (expressed) information.

Agreement and Reliability We compute average split-half reliability (SHR), a commonly used measure for assessing the reliability of ordinal-scale annotations (Kuder and Richardson, 1937; Cron-

bach, 1951; Weir, 2005). All annotations are randomly split into two halves, and separate aggregate scores are computed for each half. The similarity between the two sets of scores is then measured using a correlation metric. This procedure is repeated 1,000 times, and the resulting correlations are averaged (Mohammad, 2025b). The resulting SHR scores are 0.76 for trust, 0.68 for sociability, and 0.56 for competence, indicating relatively high annotation reliability. For inter-annotator agreement (IAA), we compute Krippendorff’s α , and obtain 0.60 for trust, 0.50 for sociability, and 0.30 for competence, which is expected for subjective and fine-grained classification tasks. By contrast, when computing the overall average pairwise agreement (APA) for coarsened labels—mapping $[-3, -0.5]$ to *low*, $[-0.5, 0.5]$ to *neutral*, and $[0.5, 3]$ to *high*—the APA increases substantially, reaching 62.8% for both trust and sociability, and 52.2% for competence.

3.3 Final Dataset

Aggregated Scores and Statistics To obtain a single label per sentence–target pair, the scores assigned by the annotators were aggregated using both the median and the mean. Figure 3 presents the distribution of median labels across the three dimensions. It shows that the neutral label is the most frequent overall, and is particularly the most frequent in the competence dimension. However, the data includes a marked percentage of non-neutral instances. Negative scores are especially prominent: sociability shows a large concentration at -1 and -2 (low to medium unsociability), while trust has relatively high frequencies at -2 and especially -3 (medium to high untrustworthiness). The positive labels, $+1$ to $+3$, occur less often across all dimensions, though competence and trust both show noticeable counts at $+2$. Overall, these trends are likely because the original SemEval instances were obtained for controversial topics in the USA, such as elections and reproductive rights (Mohammad et al., 2016).

Distribution of Coarse Labels We converted the fine-grained scores into three categories: Low (negative), Neutral, and High (positive), based on the majority of annotator judgments. The majority of annotations (55.7%) fell into the Low category, with 2,730 instances, as Table 2 shows. More details can be found in Appendix G.

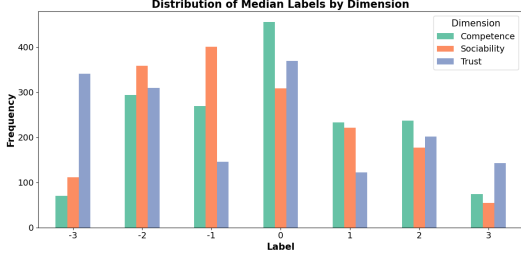


Figure 3: The distribution of median scores of our datasets’ sentence–target pairs (i.e., 1,633 pairs for each dimension). This aggregation method filters out some noise and reduces the impact of outliers.

Coarse label	Low	Neutral	High
Trust	945 (57.87)	105 (6.43)	583 (35.7)
Sociability	1012 (61.97)	85 (5.21)	536 (32.82)
Competence	773 (47.34)	162 (9.92)	698 (42.74)
Total	2730 (55.7)	352 (7.2)	1817 (37.1)

Table 2: Distribution of W&C-Sent’s labels after coarsening. The table shows the strong prevalence of negative (low) labels compared to positive and neutral ones.

4 Experiments

4.1 Setup

We split our dataset into 60%/20%/20% for train, development, and test sets, and use our test set to evaluate several automatic baselines on the task of predicting continuous and ordinal T/S/C scores/classes (-3 to 3) for a given sentence–target pair:

- a majority-class (“dummy”) baseline classifier,
- a logistic regression (LR) classifier,
- a fine-tuned BERTweet model (Nguyen et al., 2020), and
- zero-shot (ZS) and few-shot (FS) experiments with a range of open- and closed-source large language models (LLMs).

4.1.1 Baseline Models

To predict continuous trust, sociability, and competence scores—each defined on a scale from -3 to +3—we trained majority-vote (“dummy”) and logistic regression (LR) models using TF-IDF embeddings. Specifically, we trained one model per dimension, resulting in six classifiers in total (i.e., three dummy and three LR) that serve as baseline models.

4.1.2 Fine-tuned BERT

We fine-tune three BERTweet-based classifiers on our training set to predict continuous trust, sociability, and competence scores, each defined on a scale from -3 to +3.

Additionally, we evaluate our baselines in a coarse-grained classification setting, where models predict whether the perceived trust, sociability, and competence of text–target pairs are “low”, “neutral”, or “high”. As in the regression experiments, BERTweet models are fine-tuned separately for each dimension.

4.1.3 LLM Prompting

Models We prompted four different LLMs: two open-weight and instruction-tuned (Gemma-3-4b (Gemma Team, 2025) and Qwen-2.5-7b (Qwen Team, 2024)), and two closed-source models (Open AI’s GPT-4o and GPT-4o-mini (OpenAI, 2023)). We design three separate prompts—one per perceptual dimension—in accordance with our annotation framework. That is, similar to the annotation process in which each dimension is labeled independently to reduce annotator’s cognitive load, we evaluate each LLM on one dimension at a time. This design choice limits the amount of information included in each prompt and helps mitigate potential under-performance due to prompt overload (Liu et al., 2023). In addition, we prompted the models to assess sentence–target pairs using both fine-grained labels and coarse-grained labels, and in zero-shot and few-shot settings.

Prompts The prompt first provides definitions of sociability, trust, and competence, and then sets analytical constraints by instructing the model to evaluate each dimension at the sentence level and to interpret the text as an average person would. We also define pragmatic phenomena common in social media—such as sarcasm, hyperbole, and irony—to mitigate errors observed in pilot experiments, in which LLMs interpreted sarcastic or ironic sentences literally. The target entity is explicitly provided to the model, which is instructed to evaluate each sentence with respect to that target and its definitions, while ignoring references to other individuals or social groups, if present. The full system message is provided in Appendix O.1. For each dimension, we provided instructions that were similar to the annotation guidelines given to the annotators. In **zero-shot** (ZS) prompts, examples were omitted, whereas **few-shot** (FS) prompts included five examples from the guidelines. The instructions section specifies the label set—fine-grained or coarse-grained—that the model is expected to use. That is, the model was required to return numerical labels—ranging from -3 to +3—in

the fine-grained prompts and categorical labels — “low”, “neutral”, or “high”— in the coarse-grained classification prompts.

4.2 Experimental Results

Tables 3 and 4 show the performance of all fine-grained and coarse-grained classification models, respectively. We report the **accuracy** and **weighted F1 score**, as well as ± 1 accuracy for the fine-grained classifiers. Given the **ordinal nature** of the task, ± 1 **accuracy** reflects how often model predictions fall within one rating level of the true labels, capturing near-miss performance in classification. Precision and recall are reported in the Appendix (Tables 19 and 20).

Fine-grained Classification Results Table 3 shows the performance of the different baselines on fine-grained classification. Unsurprisingly, the majority-class (dummy) classifier performs the worst, followed by logistic regression (LR). However, LLMs do not perform substantially better in either zero-shot or few-shot settings, especially on the competence dimension, which appears to be the most challenging, even for human annotators. In terms of accuracy, fine-tuned BERT performs best on sociability and competence, followed by GPT-4o (ZS), whereas GPT-4o (ZS) performs best on trust, followed by fine-tuned BERT in predicting fine-grained labels. In terms of weighted F1, GPT-4o (ZS) outperforms all other models, with fine-tuned BERT close behind, highlighting the difficulty of the task and the test set for LLMs.

For regression metrics, the fine-tuned BERT model outperform all other models in predicting sociability and competence scores, while GPT-4o, in both zero- and few-shot prompts, consistently achieves either the best or second-best F1 and ± 1 accuracy scores. Only once does Gemma outperform the fine-tuned BERT model using a few-shot prompt for trust, achieving an accuracy of 0.36 and F1 score of 0.34, immediately after GPT-4o. On the other hand, Qwen and GPT-4-mini sometimes fail to outperform the dummy classifier or the LR models, indicating their inadequacy for this task. Interestingly, Table 3 shows that few-shot prompts often reduce model accuracy compared to zero-shot prompts. This trend is observed across all zero- and few-shot pairs for trust and in most pairs for sociability and competence.

Dimension	Model	Accuracy	F1	± 1 Acc.
Trust	Dummy	0.22	0.08	0.58
	LR	0.30	0.30	0.65
	Fine-tuned BERT	0.35	0.31	0.83
	Gemma ZS	<u>0.36</u>	<u>0.34</u>	0.78
	Gemma FS	0.29	0.25	0.67
	Qwen ZS	0.27	0.25	0.72
	Qwen FS	0.22	0.15	0.63
	GPT-4o ZS	0.43	0.42	0.91
	GPT-4o FS	0.30	0.26	0.89
	GPT-4o-mini ZS	0.27	0.26	0.60
	GPT-4o-mini FS	0.16	0.13	0.46
Sociability	Dummy	0.26	0.11	0.67
	LR	0.31	0.26	0.70
	Fine-tuned BERT	0.46	0.34	0.88
	Gemma ZS	0.34	0.27	0.82
	Gemma FS	0.37	0.30	0.73
	Qwen ZS	0.20	0.20	0.69
	Qwen FS	0.19	0.18	0.67
	GPT-4o ZS	<u>0.44</u>	0.40	0.92
	GPT-4o FS	<u>0.44</u>	<u>0.36</u>	<u>0.91</u>
	GPT-4o-mini ZS	0.13	0.14	0.52
	GPT-4o-mini FS	0.11	0.11	0.43
Competence	Dummy	0.24	0.09	0.60
	LR	0.19	0.16	0.62
	Fine-tuned BERT	0.36	0.24	0.86
	Gemma ZS	0.22	0.19	0.58
	Gemma FS	0.16	0.12	0.46
	Qwen ZS	0.22	0.19	0.59
	Qwen FS	0.22	0.17	0.63
	GPT-4o ZS	<u>0.34</u>	0.31	0.80
	GPT-4o FS	0.30	<u>0.26</u>	0.75
	GPT-4o-mini ZS	0.09	0.11	0.37
	GPT-4o-mini FS	0.08	0.09	0.28

Table 3: Fine-grained classification performance of different baselines—majority-class (*dummy*), logistic regression (*LR*), fine-tuned BERT—and LLM models in zero-shot (ZS) and few-shot (FS) settings for **trust**, **sociability**, and **competence**. Scores are reported on the test set. The **best score** for each metric and dimension is in **bold**, and the second-best is underlined.

4.3 Coarse-grained Classification Results

The results for predicting coarse-grained labels, shown in Table 4, are broadly similar to the fine-grained classification results. GPT-4o and fine-tuned BERT achieve the highest accuracy across all dimensions. However, due to class imbalance in the dataset, the F1 scores of the BERT classifiers are lower than those of GPT-4o in both zero- and few-shot settings.

We also note that, while performance improves considerably when labels are coarsened—and in terms of ± 1 accuracy (as seen in Table 3)—a fine-tuned BERT model still performs reasonably well, whereas models such as Gemma and Qwen can perform poorly. This highlights that fine-tuning a pretrained model on high-quality data may outperform LLMs on challenging and subjective tasks.

5 Analysis

Do stance, sentiment, and perceptions of warmth and competence correlate? We aim to

Dimension	Model	Accuracy	F1
Trust	Fine-tuned BERT	0.79	0.59
	Gemma ZS	0.74	0.60
	Gemma FS	0.72	0.60
	Qwen ZS	0.62	0.53
	Qwen FS	0.61	0.51
	GPT-4o ZS	0.86	0.78
	GPT-4o FS	0.77	<u>0.71</u>
	GPT-4o-mini ZS	0.78	0.65
	GPT-4o-mini FS	0.70	0.58
Sociability	Fine-tuned BERT	0.81	0.54
	Gemma ZS	0.69	0.56
	Gemma FS	0.71	0.54
	Qwen ZS	0.47	0.42
	Qwen FS	0.34	0.34
	GPT-4o ZS	0.80	0.71
	GPT-4o FS	0.72	<u>0.66</u>
	GPT-4o-mini ZS	0.74	0.54
	GPT-4o-mini FS	0.62	0.47
Competence	Fine-tuned BERT	0.74	0.50
	Gemma ZS	0.52	0.46
	Gemma FS	0.52	0.43
	Qwen ZS	0.47	0.47
	Qwen FS	0.56	0.53
	GPT-4o ZS	<u>0.63</u>	0.59
	GPT-4o FS	0.60	<u>0.57</u>
	GPT-4o-mini ZS	0.53	0.40
	GPT-4o-mini FS	0.47	0.37

Table 4: Coarse-grained classification performance of fine-tuned BERT and LLM models in zero-shot (ZS) and few-shot (FS) settings for **trust**, **sociability**, and **competence**. Scores are reported on the test set. The **best score** for each metric and dimension is in **bold**, and the second-best is underlined.

understand how trust, sociability, and competence relate to stance and sentiment. That is, how people perceive a target individual or social group when they are in favor of or against a topic, and when they express positive or negative sentiment in language. As W&C-Sent was primarily constructed using a stance dataset, 854 sentences (52.3%) share targets with the SemEval-2016 Stance dataset. Investigating the relationship between each dimension and stance allows us to determine which traits most strongly influence stance, the role each dimension plays, and how stance is reflected through warmth (i.e., trust and sociability) and competence in language.

Table 5 shows how stance relates to assessments of trust, sociability, and competence. Sentences labeled as *against* consistently receive negative median scores across all dimensions, with particularly low trust (-2). By contrast, sentences labeled as *in favor* show positive median scores across all dimensions, including strong trust and competence scores (2), while *neutral* sentences remain near zero with comparatively low variance. This pattern indicates that stance strongly conditions how

Stance	Count	Trust	Sociability	Competence
Against	561	-2 (1.60)	-1 (1.19)	-1 (1.42)
Favor	262	2 (1.08)	1 (1.08)	2 (1.00)
Neutral	31	0 (0.88)	0 (1.05)	0 (0.80)

Table 5: Aggregated **median** and (**standard deviation**) values for each stance group from the SemEval-2016 stance dataset, across the three dimensions. These statistics were generated using the 854 text–target pairs shared by W&C-Sent and the SemEval-2016 Stance dataset.

	Trust	Sociability	Competence
Stance	0.71	0.69	0.61
Sentiment	0.72	0.73	0.61

Table 6: Spearman correlation coefficients between stance or sentiment and the median scores of trust, sociability, and competence. The results show strong positive monotonic associations, meaning that as stance or sentiment becomes more positive, the corresponding dimension scores also tend to increase.

targets are perceived, both in the direction and intensity of judgment.

Table 6 provides further evidence, as the correlation coefficients indicate strong positive monotonic associations between stance and each dimension. The strongest correlation is observed for trust ($\rho = 0.71$), followed by sociability ($\rho = 0.69$) and competence ($\rho = 0.61$). The SemEval-2016 stance dataset was also annotated for sentiment, which follows a similar trend, with slightly higher correlation coefficients for trust and sociability.

When do annotators show high agreement or marked disagreement? Annotators assigned the same fine-grained label in only 3% of the dataset instances ($n = 143$), whereas agreement on the same polarity (low, neutral, or high) occurred in approximately 26.9% of cases ($n = 1,316$ instances), with the majority reflecting negative judgments. Interestingly, we notice that agreement is higher for assessments of trust toward individual targets (e.g., Donald Trump and Barack Obama), while it is higher for assessments of sociability toward social groups (e.g., women and religious people). This might be linked to the nature of each dimension, as trust tends to relate to the personal and moral aspects of a target, whereas sociability reflects its relational and social characteristics.

At the same time, we observe meaningful disagreement across dimensions on 159 sentence–target pairs whose aggregated scores show different signs across dimensions. Table 8 highlights a subset of these cases, in which negative trust and socia-

Target	Text	Dim.	Label
Women	@readyforHRC @HillaryClinton #HillaryClinton, the US presidency is a testament to the success of #women their role in the world	C	+3
Barack Obama	I hate Hillary Clinton and Obama, please go die together thrown into the ocean get ripped into prices by sharks.	S	-3
Donald Trump	.,@realDonaldTrump trumps presidential dreams r about as real as KimJonguns unicorns.	C	-3

Table 7: Examples of instances in W&C-Sent with complete agreement on the fine-grained label.

bility scores strongly contrast with positive competence scores. These instances demonstrate notable adherence to the annotation guidelines: even when a target is described in harsh or derogatory terms, annotators consistently consider the ability, skills, or power that the author seems to attribute to the target.

Target	Sentence	T	S	C
Hillary Clinton	.,@HillaryClinton blames her lack of trust among the populace on @GOP, forgetting that she’s a lying, conniving, murderous, cheat.	-3	-3	+1
Donald Trump	If there was such a thing as the “American” Hitler. Donald Trump would probably be that guy. #nationalism	-3	-3	+2

Table 8: Examples of sentence-target pairs with diverging aggregated scores in trust (T) and sociability (S) on one hand, and competence (C) on the other. The contrast here is an example of successful assessment of competence, where a single sentence communicates both moral or social condemnation and acknowledgment of ability.

How do trust, sociability, and competence correlate? It is worth noting that largely distinct sets of annotators participated in labeling each dimension. Therefore, when calculating correlations between the aggregated scores, the resulting values reflect relationships between the dimensions at a broad, population-level perceptual scale, rather than consistency in the judgments of individual annotators. In other words, these correlations capture general patterns in how people perceive trust, sociability, and competence, rather than the personal biases or preferences of the annotators.

Table 9 presents the correlations between each pair of dimensions using Spearman’s ρ . The coef-

Pair of Dimensions	Spearman ρ
Trust and Sociability	0.79
Sociability and Competence	0.68
Trust and Competence	0.67

Table 9: Spearman correlations between annotation dimensions. All correlations are positive and relatively strong, which strengthens the overlap between them.

ficients show moderately to strongly positive correlations among all three dimensions. Trust correlates most strongly with sociability ($\rho = 0.79$), which is expected, as both trust and sociability are commonly considered sub-dimensions of warmth. Trust correlates somewhat less strongly with competence ($\rho = 0.67$), while sociability and competence exhibit a similar level of correlation ($\rho = 0.68$). Overall, these values indicate that the three dimensions (T, S, and C) are interrelated in human perception. For instance, a person perceived as trustworthy is often also viewed as sociable to some degree, and individuals perceived as incompetent are frequently also seen as untrustworthy, and vice versa.

The strength of the correlations presented above is also evident in the distributions of co-occurring scores shown in Appendix I. Across all grids, neutral judgments co-occur most frequently, indicating in particular that neutral competence is typically paired with neutral trust and sociability. The trust–sociability grid exhibits the most compact diagonal structure, with very few opposite-sign judgments, confirming that these traits are perceived as closely intertwined in practice. By contrast, the trust–competence and sociability–competence grids display greater dispersion, which helps explain their weaker correlations and allows for cases in which competence coexists with distrust or unsociability. These less compact diagonals also help account for instances of divergent warmth and competence judgments discussed in Table 8.

6 Conclusion

We introduced W&C-Sent, the first sentence-level dataset annotated for social perception in text, with over 1,600 instances covering seven target individuals and social groups. Each instance is annotated by fluent English speakers for perceptions of trust, sociability, and competence. Our experiments demonstrate the utility of our dataset and show that models struggle to capture subtle social cues. We make W&C-Sent publicly available to support further research on how language conveys social percep-

tions, enabling applications such as text analytics, bias and stereotype evaluation, and socially aware NLP systems. W&C-Sent also serves as a benchmark for assessing whether NLP models and LLMs accurately capture nuanced social traits.

Limitations

Our dataset focuses on English and relies on human annotations. While we collected responses from a substantial number of 215 annotators, most come from English-speaking regions commonly referred to as the “Global North”. Social perceptions are inherently culture-specific and subjective, even within the same cultural context. Hence, our annotations reflect the annotators’ lived experiences and intuitions regarding warmth and competence. We do not claim that they capture all possible perceptions; rather, they provide a well-defined, high-quality baseline for English-speaking populations. By releasing W&C-Sent along with individual annotations, we provide opportunities for future work to explore how annotators perceive socio-linguistic cues. Systematic investigations of scale design could inform frameworks for nuanced social perception tasks.

W&C-Sent mostly leverages the publicly available SemEval-2016 Stance dataset to identify sentences suitable for assessing warmth and competence. We acknowledge that the dataset primarily reflects populations with internet access and the technological means to express opinions online, which may not cover all socioeconomic contexts. Although we limited ourselves to targets present in instances of the SemEval-2016 dataset, our methodology is generalizable and can be applied to build larger resources with additional targets and scenarios. We encourage NLP researchers to extend W&C-Sent to new targets and languages and make our guidelines and resources publicly available to facilitate this.

Finally, future research could build on our experiments by evaluating the performance of additional LLMs on trust, sociability, and competence. Our study was limited to a subset of models due to space and cost considerations.

Ethical Considerations

Our study was conducted with approval from our Institutional Review Board (IRB) to ensure adherence to ethical research standards. All annotators were compensated fairly, at rates between 16 and

22 USD per hour—well above the minimum wage—and were provided with clear guidelines and protections. Annotators were recruited via Prolific, remained anonymous, and were informed that they could withdraw from the study at any time, receiving warnings and instructions as specified in the guidelines.

We acknowledge that social perception annotations are inherently subjective and culture-specific, as discussed in our limitations. Therefore, interpreting or generalizing results within and beyond the English-speaking populations represented in our dataset must be conducted with caution. We encourage responsible use and careful contextualization of findings in any downstream applications, and ethical reflection is strongly recommended before using our dataset. Use of the data for commercial purposes or by state actors in high-risk applications is strictly prohibited unless explicitly approved by the dataset creators. Systems developed using our datasets may not be reliable at the individual instance level and are sensitive to domain shifts. They should not be used to make critical decisions about individuals, such as in health-related applications, without appropriate expert oversight. For a comprehensive discussion on these issues, refer to (Mohammad, 2022, 2023).

For tasks such as spelling and grammar correction, we used privacy-protected AI assistants to ensure confidentiality.

Acknowledgments

We thank Jan Philip Wahle for granting us early access to the ABCDE dataset.

Thanks to Zara Siddique and Jan Philip Wahle for helpful discussions during the early stages of this project.

References

- Andrea E. Abele, Nicole Hauke, Kim Peters, Eva Louvet, Aleksandra Szymkow, and Yanping Duan. 2016. [Facets of the Fundamental Content Dimensions: Agency with Competence and Assertiveness—Communion with Warmth and Morality](#). *Frontiers in Psychology*, Volume 7 - 2016.
- Su Lin Blodgett, Solon Barocas, Hal Daumé III, and Hanna Wallach. 2020. [Language \(technology\) is power: A critical survey of “bias” in NLP](#). In *Proceedings of the 58th Annual Meeting of the Association for Computational Linguistics*, pages 5454–5476, Online. Association for Computational Linguistics.
- Myra Cheng, Esin Durmus, and Dan Jurafsky. 2023. [Marked personas: Using natural language prompts to measure stereotypes in language models](#). In *Proceedings of the 61st Annual Meeting of the Association for Computational Linguistics (Volume 1: Long Papers)*, pages 1504–1532, Toronto, Canada. Association for Computational Linguistics.
- Lee Joseph Cronbach. 1951. [Coefficient alpha and the internal structure of tests](#). *Psychometrika*, 16:297–334.
- Amy J. C. Cuddy, Susan T. Fiske, and Peter Glick. 2007. [The bias map: behaviors from intergroup affect and stereotypes](#). *Journal of personality and social psychology*, 92 4:631–48.
- Susan T. Fiske. 2018. [Stereotype Content: Warmth and Competence Endure](#). *Current Directions in Psychological Science*, 27(2):67–73. PMID: 29755213.
- Susan T. Fiske, Amy J. C. Cuddy, Peter Glick, and Jun Xu. 2002. [A model of \(often mixed\) stereotype content: competence and warmth respectively follow from perceived status and competition](#). *Journal of Personality and Social Psychology*, 82(6):878–902. Erratum in: *J Pers Soc Psychol*. 2024 Mar;126(3):412.
- Kathleen Fraser, Svetlana Kiritchenko, and Isar Nejadgholi. 2024. [How does stereotype content differ across data sources?](#) In *Proceedings of the 13th Joint Conference on Lexical and Computational Semantics (*SEM 2024)*, pages 18–34, Mexico City, Mexico. Association for Computational Linguistics.
- Gemma Team. 2025. [Gemma 3](#).
- Svetlana Kiritchenko and Saif Mohammad. 2018. [Examining gender and race bias in two hundred sentiment analysis systems](#). In *Proceedings of the Seventh Joint Conference on Lexical and Computational Semantics*, pages 43–53, New Orleans, Louisiana. Association for Computational Linguistics.
- Alex Koch, Austin Smith, Susan Fiske, Andrea Abele, Naomi Ellemers, and Vincent Yzerbyt. 2024. [Validating a brief measure of four facets of social evaluation](#). *Behavior Research Methods*.
- G. Frederic Kuder and Marion W. Richardson. 1937. [The theory of the estimation of test reliability](#). *Psychometrika*, 2:151–160.
- Nelson F. Liu, Kevin Lin, John Hewitt, Ashwin Paranjape, Michele Bevilacqua, Fabio Petroni, and Percy Liang. 2023. [Lost in the Middle: How Language Models Use Long Contexts](#). *Preprint*, arXiv:2307.03172.
- Saif Mohammad. 2018. [Obtaining Reliable Human Ratings of Valence, Arousal, and Dominance for 20,000 English Words](#). In *Proceedings of the 56th Annual Meeting of the Association for Computational Linguistics (Volume 1: Long Papers)*, pages 174–184, Melbourne, Australia. Association for Computational Linguistics.
- Saif Mohammad. 2023. [Best practices in the creation and use of emotion lexicons](#). In *Findings of the Association for Computational Linguistics: EACL 2023*, pages 1825–1836.
- Saif M. Mohammad. 2022. [Ethics sheet for automatic emotion recognition and sentiment analysis](#). *Computational Linguistics*, 48(2):239–278.
- Saif M. Mohammad. 2025a. [NRC VAD Lexicon v2: Norms for Valence, Arousal, and Dominance for over 55k English Terms](#). *Preprint*, arXiv:2503.23547.
- Saif M. Mohammad. 2025b. [Words of Warmth: Trust and Sociability Norms for over 26k English Words](#). *Preprint*, arXiv:2506.03993.
- Saif M. Mohammad, Svetlana Kiritchenko, Parinaz Sobhani, Xiaodan Zhu, and Colin Cherry. 2016. [Semeval-2016 Task 6: Detecting Stance in Tweets](#). In *Proceedings of the International Workshop on Semantic Evaluation, SemEval '16*, San Diego, California.
- Moin Nadeem, Anna Bethke, and Siva Reddy. 2021. [StereoSet: Measuring stereotypical bias in pretrained language models](#). In *Proceedings of the 59th Annual Meeting of the Association for Computational Linguistics and the 11th International Joint Conference on Natural Language Processing (Volume 1: Long Papers)*, pages 5356–5371, Online. Association for Computational Linguistics.
- Dat Quoc Nguyen, Thanh Vu, and Anh Tuan Nguyen. 2020. [BERTweet: A pre-trained language model for English Tweets](#). *Preprint*, arXiv:2005.10200.
- Gandalf Nicolas, Xuechunzi Bai, and Susan T. Fiske. 2021. [Comprehensive stereotype content dictionaries using a semi-automated method](#). *European Journal of Social Psychology*, 51(1):178–196.
- OpenAI. 2023. [GPT-4 technical report](#). *CoRR*, abs/2303.08774.
- Nedjma Ousidhoum, Xinran Zhao, Tianqing Fang, Yangqiu Song, and Dit-Yan Yeung. 2021. [Probing toxic content in large pre-trained language models](#). In *Proceedings of the 59th Annual Meeting of the*

- Association for Computational Linguistics and the 11th International Joint Conference on Natural Language Processing (Volume 1: Long Papers)*, pages 4262–4274, Online. Association for Computational Linguistics.
- Flor Miriam Plaza-del Arco, Amanda Cercas Curry, Alba Curry, Gavin Abercrombie, and Dirk Hovy. 2024a. [Angry men, sad women: Large language models reflect gendered stereotypes in emotion attribution](#). In *Proceedings of the 62nd Annual Meeting of the Association for Computational Linguistics (Volume 1: Long Papers)*, pages 7682–7696, Bangkok, Thailand. Association for Computational Linguistics.
- Flor Miriam Plaza-del Arco, Amanda Cercas Curry, Susanna Paoli, Alba Cercas Curry, and Dirk Hovy. 2024b. [Divine LLaMAs: Bias, stereotypes, stigmatization, and emotion representation of religion in large language models](#). In *Findings of the Association for Computational Linguistics: EMNLP 2024*, pages 4346–4366, Miami, Florida, USA. Association for Computational Linguistics.
- Qwen Team. 2024. [Qwen2.5: A Party of Foundation Models](#).
- Zara Siddique, Liam Turner, and Luis Espinosa-Anke. 2024. [Who is better at math, jenny or jingzhen? uncovering stereotypes in large language models](#). In *Proceedings of the 2024 Conference on Empirical Methods in Natural Language Processing*, pages 18601–18619, Miami, Florida, USA. Association for Computational Linguistics.
- Zoltán Gendler Szabó. 2024. [Compositionality](#). In Edward N. Zalta and Uri Nodelman, editors, *The Stanford Encyclopedia of Philosophy*, summer 2024 edition. Metaphysics Research Lab, Stanford University.
- Daniela Teodorescu and Saif Mohammad. 2023. [Evaluating emotion arcs across languages: Bridging the global divide in sentiment analysis](#). In *Findings of the Association for Computational Linguistics: EMNLP 2023*, pages 4124–4137, Singapore. Association for Computational Linguistics.
- Jan Philip Wahle, Krishnapriya Vishnubhotla, Bela Gipp, and Saif M. Mohammad. 2025. [Affect, Body, Cognition, Demographics, and Emotion: The ABCDE of Text Features for Computational Affective Science](#). *Preprint*, arXiv:2512.17752.
- Joseph P. Weir. 2005. [Quantifying test-retest reliability using the intraclass correlation coefficient and the sem](#). *Journal of strength and conditioning research*, 19 1:231–40.
- Thomas Wolf, Lysandre Debut, Victor Sanh, Julien Chaumond, Clement Delangue, Anthony Moi, Pierric Cistac, Timothée Rault, Rémi Louf, Morgan Funtowicz, et al. 2019. HuggingFace’s Transformers: State-of-the-art Natural Language Processing. *arXiv preprint arXiv:1910.03771*.

A Selection from ABCDE Dataset

The ABCDE dataset contributed a substantial number of sentences related to Donald Trump, totaling 108 instances, or 26.34% of the sentences listed alongside that target. These sentences also represent 71.52% of the sentences from ABCDE.

Target	Keywords
Women	girl, girls, woman, women, feminism, feminist
Religious People and nonreligious People	religious, religion, God, nonreligious, atheism, atheist, Christian, Christianity, Christians, Muslim, Islam, Muslims, Bible
Hillary Clinton	Hillary, Clinton, Hillary Clinton, HC, Benghazi
Donald Trump	Donald, Trump, Donald Trump
Barack Obama	Obama, Barack, Barack Obama, Obamacare
Environmentalists	environment, environmental, environmentalist, environmentalism, global warming, climate change

Table 10: Keywords using which the sentences from ABCDE were selected.

B Annotator Selection in Prolific

The filters described below were put in place to ensure that participants not only met the language requirements but also demonstrated strong qualifications and proven reliability. This combination of criteria prioritizes both consistency and familiarity with annotation tasks in hopes for a strong overall quality.

1. Countries. The first two screener sets selected were the “current country of residence” and the “country of birth”. Since the success of the task hinges on fluency in English, the countries selected in this set were those that mainly speak English, so the following countries were selected in both sets: Antigua and Barbuda, Australia, Barbados, Belize, Canada, Ireland, the United Kingdom, the United States, and New Zealand.

2. Languages. Prolific offers three screener sets related to the languages that annotators speak. Those are “first language”, “primary language”, and “fluent languages”. Those were all set to “English”.

Prolific displays the number of eligible participants after each screener set is applied, and the number decreases with every additional filter.

3. Education. For most screener sets regarding “highest education level completed”, eligible participants were limited to those with at least a technical or community college degree, ranging

up through undergraduate, graduate, and doctoral qualifications.

4. Approval Rate and Participation. The approval rate and previous participation criteria were also important in shaping the pool of annotators. By requiring a 99-100% approval rate, I attempted to minimize the risk of low-quality or careless responses, admitting only participants with an almost impeccable record who completed tasks to researchers’ satisfaction. The additional restriction of having over 500 previously approved submissions (later increased to 2000) further ensured that participants were not only reliable but also highly experienced with research tasks on Prolific.

C Data Distribution

-

	Hillary Clinton	Donald Trump	Women	Barack Obama	Religious People	Environmentalists	Nonreligious People
Hillary Clinton	594	39	25	48	2	2	0
Donald Trump	13	260	4	38	3	0	1
Feminist Movement	1	0	151	0	20	0	1
Atheism	0	1	5	2	89	0	33
Legalization of Abortion	2	0	106	9	1	0	0
Climate Change	0	1	1	12	3	35	0

Table 11: Distribution of sentences from the original five targets (rows) across the expanded set of seven targets in *W&C-Sent* (columns).

ID	Original Target	Sample sentence	Decision
288	Atheism	I will dwell in a peaceful habitation, in secure dwellings, and in quiet resting places -Isa. 32:18	Not selected
11182	Legalization of Abortion	Living in a pub isnt all that good when your friends turn into alcoholics #noonewillunderstand	Not selected
1463	Feminist Movement	We are 51% of the population and only 17% of Congress. The #WarOnWomen is absolutely a real thing. Wake up, America.	Selected
1710	Hillary Clinton	Hillary is killing it so far on the trail. She's finally showing her personal side and I think it will benefit her profoundly.	Selected

Table 12: Examples of sentences from the SemEval-2016 stance dataset that were selected and not selected into *W&C-Sent*, with their original targets and IDs.

D Preprocessing of the Dataset

Dataset	Original	Final	Explanation
SemEval-2016	A vote by a woman is a wasted vote @anonymised_user @anonymised_user	A vote by a woman is a wasted vote @user @user	@anonymised_user @anonymised_user were replaced with @user, each.
	@tedcruz And, #HandOverTheServer she wiped clean + 30k deleted emails, explains dereliction of duty/lies re #Benghazi,etc #tcot #SemST	@tedcruz And, #HandOverTheServer she wiped clean + 30k deleted emails, explains dereliction of duty/lies re #Benghazi,etc #tcot	"#SemST" was removed. "@tedcruz", the username of the United States Senator Ted Cruz, was in the usernames-to-keep list.
ABCDE	@anonymised_user @anonymised_user @anonymised_user @anonymised_user @anonymised_user [...] @anonymised_user @anonymised_user @anonymised_user @anonymised_user @anonymised_user I have problems with his viewpoint of religion too. Faith is real. Lots wrong done ✓ in the name of religion but lots of good is done ✓ too.	@user @anonymised_user @user I have problems with his viewpoint of religion too. Faith is real. Lots wrong done ✓ in the name of religion but lots of good is done ✓ too.	This is an extreme case of a single sentence containing 50 usernames, with most omitted by an ellipsis for readability.

Table 13: Examples of sentences before and after preprocessing with their sources. The final column has comments on the changes that occurred after preprocessing.

E The Complete English Annotation Guidelines

Preliminary instructions

1. Attempt these questions only if you are fluent in English.
2. Your responses are confidential.
3. There is a degree of subjectivity in this task. Let your instinct guide you; don't overthink it.
4. Consider the entire meaning of the sentence before attempting to give the relevant scores.
5. Your views regarding any of the entities or topics in the texts (such as political parties, individuals, social groups) should not affect your scores.
6. To ensure fairness and the validity of our scientific findings, some questions (typically unambiguous ones!) have predetermined answer ranges. While occasional deviations are acceptable given the subjectivity of this task, contributions may be rejected if a considerable number of these questions are answered incorrectly. Reading the guidelines below is therefore essential for a successful participation and compensation. This measure will ensure honest participation is compensated fairly.

- Social psychology research has shown that individuals rapidly and subconsciously evaluate others, groups, and even themselves along the dimensions of **warmth (W)** and **competence (C)**.
- Recently, psychologists have modeled warmth through two dimensions: **trust (T)** and **sociability (S)**.²
- This task will aim to assess the degrees of **trust**, **sociability**, and **competence** towards a specific target within a sentence.

Task definition and theoretical background

²This part was excluded from the competence-specific guidelines as it is irrelevant to the task.

- **Trust:**³

- The focus in this dimension is on the personal / moral aspect of the target.
- *High trust* can be defined as morality, kindness, sincerity, trustworthiness, and honesty.
- Words associated with high trust: charity, mother, compliment, affectionate.
- *Low trust* can be defined as immorality, insincerity, dishonesty, untrustworthiness, dubiousness, and maliciousness.
- Words associated with low trust: discredit, bribe, espionage, disinformation, disloyal.

- **Sociability:**³

- The focus in this dimension is on the social aspect of the target and its relational impact on others or society as a whole.
- *High sociability* can be defined as friendliness, sociableness, generosity, and helpfulness.
- Words associated with high sociability: helpful, intimate, laugh, celebration, reliant, entertain, social club, bestie.
- *Low sociability* can be defined as antisocial behavior, lack of generosity, inconsiderateness, indifference, and unhelpfulness.
- Words associated with low sociability: ingrate, abduct, selfish, theft, egomaniacal, pervert.

- **Competence**³:

- *Competence* can be defined as ability, power, dominance, being in control, importance, having influence, and assertiveness.
- Words associated with high competence: hitman, heroic, entrepreneurship, strategies, superman, viper, impunity.
- *Incompetence* can be defined as submissiveness, not being in control of a situation, being controlled or guided by outside factors, or weakness.
- Words associated with low competence: bootlicker, talentless, crash landing, bedridden, underfed.

- You will be given a text snippet and a target (group, entity, or individual). Below, you will be able to assign scores. Please rate the apparent levels of trust, sociability, or competence³ that the sentence's author seems to express towards the specified target.

- **The labels:**³

- -3 high distrust / unsociability / incompetence
- -2 moderate distrust / unsociability / incompetence
- -1 slight distrust / unsociability / incompetence
- 0 neutral, not applicable, not expressed, etc.
- +1 slight trust / sociability / competence
- +2 moderate trust / sociability / competence
- +3 high trust / sociability / competence

For the sentences in this task, the targets will be one of the following:

1. Religious people: this target will be listed along with sentences that are related to religions and target those who believe in God or practice (any) religion.
2. Nonreligious people: this target will be listed along with sentences that are related to atheism and target those who are not religious (i.e., atheists/agnostics).
3. Women: this target will be listed along with sentences that are related to women or girls and/or interconnected topics: sexism, feminism, misogyny, bias, and female representation.
4. Environmentalists: this target will be listed along with sentences that are related to environment and climate change activists.
5. Hillary Clinton: this target will be listed along with sentences that are related to the 2016 US presidential candidate and former Secretary of State Hillary Clinton.
6. Donald Trump: this target will be listed along with sentences that are related to the 2016 US presidential candidate and current US president Donald Trump.

The task

7. *Barack Obama*: this target will be listed along with sentences that are related to the former US president Barack Obama.

In order to assess trust, sociability, and competence, try to answer the following questions³:

1. What is the degree of trust **towards this target** that **the author** of the text seems to express? Does **the author** seem to perceive the target as trustworthy or untrustworthy / moral or immoral / honest or dishonest?
2. What is the degree of sociability **towards this target** that **the author** of the text seems to express? Does **the author** seem to perceive the target as sociable or antisocial? Helpful or unhelpful?
3. What is the degree of competence **towards this target** that **the author** seems to express? Does **the author** seem to perceive the target as in control or out of control? Active or passive? Powerful or weak?

Notes:

1. There are select examples in the next page, accompanied by an explanation of the scores given for each example.
2. Adhere to the literal meaning of competence, which may be “positive” (e.g., a CEO) or “negative” (e.g., a villain or a dictator). Both types are considered “competence”, regardless of the outcomes. Example 3 is an example of that.⁴
3. There are no repeated sentences in this study. All sentences were carefully chosen⁵.
4. Even if the speaker is explicitly expressing opinions towards X, if the target listed is Y, then we want to know the degree of trust, sociability, and competence⁶ towards Y only.

³Only the relevant dimension was included in each dimension-specific guidelines..

⁴This point only appeared in the competence-specific guidelines.

⁵This part was added after a participant in the pilot run skipped sentences they thought were repeated.

⁶Only the relevant dimension was included here in each dimension-specific guidelines

5. Try to be objective. Your views regarding any of the entities or topics in the texts (such as political parties, individuals, social groups) should not affect your scores.
6. There is an optional free-form text field underneath each instance. You can add any comments, thoughts, or justifications you may have on the scores you gave.
7. You will have these guidelines available to you at every stage of the task by pressing on “See task details” on the top right.

Examples⁷

Example 1:

Target: Women

Text: "My wife is the **most caring** person I've ever met ... she's the only woman in a house full of testosterone . She **never stops working** whether it's at home or being an RN . **I cant keep up** but I try . She makes me a **better person** . I'd be **lost without her** . Oh and she's smoking hot too."

Trust: +3 (high trust). The author expresses maximum trust in women through his wife as a representative example. He portrays his wife as a **trust-worthy, dependable, and caring individual** who is **essential to his well-being** ("I'd be lost without her"). The statement "she makes me a better person" implies the author views his wife as having a **strong moral character that positively influences him**.

Sociability: +3 (high sociability). The text attributes maximum sociability to women through his wife. "**Most caring person I've ever met**" shows high sociability and interpersonal warmth. He emphasizes how essential her social/emotional qualities are to their family dynamic, particularly in a "house full of testosterone." The statement "whether it's at home or being an RN" suggests helpfulness and generosity both personally and professionally.

Competence: +3 (high competence). The author says that his wife "never stops working" in the context of her role as an RN (registered nurse) and as a mother, which suggests **multitasking, capability, and professional competence**. "I can't keep up but I try" indicates a **highly active and energetic individual**.

Example 2:

Target: Women

Text: "when i was 16 i had a folder of "**feel good songs** " and everyday i would select one and **send it to my best friend** along with a paragraph of **how much they meant to me** and why i they should be **happy** and then i would lay in bed thinking " no i'm not gay this is just what girls do :)" ""

Trust: +3 (high trust). The author attributes **sincere, genuine intentions** to women through the described behaviors. The daily practice of **sending heartfelt messages** "about how much they meant to me and why they should be happy" suggests honesty and sincerity in women's relationships. The author portrays women as having **good moral intentions** in their friendships by genuinely **caring about others' wellbeing**.

Sociability: +3 (high sociability). The text attributes maximum sociability to women. The actions described (sending feel-good songs, writing paragraphs about how much someone means to you, **wanting to make someone happy**) represent **peak social engagement and helpfulness**. The phrase "this is just what girls do" frames these highly sociable, caring behaviors as naturally feminine traits and hence portrays women as exceptionally **generous with their emotional/social energy**.

Competence: +2 (moderate competence). Selecting appropriate songs, writing meaningful messages, and maintaining friendships require emotional intelligence, thoughtfulness, and social skills. However, the implication that this behavior is "just what girls do" could suggest that the author views this as **instinctual rather than skillful**, or that it's somehow slightly less significant than other types of competence.

⁷Each dimension-specific guidelines included the relevant score and justification of that dimension only.

Example 3:

Target: Hillary Clinton

Text: "Would you wanna be in a long term relationship with **some bitch** that **hides her emails**, & **lies to your face**? Then **#Dontvote**"

Trust: -3 (high distrust). The author explicitly portrays Clinton as someone who is **fundamentally untrustworthy** and **cannot be relied upon to tell the truth** or **be transparent** through two direct accusations: "hides her emails" and "lies to your face." With concealment and deception some of the **strongest markers of untrustworthiness**, the author emphasizes these as core trust violations.

Sociability: -2 (moderate unsociability). The derogatory term "**bitch**" (which is demeaning towards women) and the comparison to an **undesirable romantic partner** frames Clinton as someone who would be **unpleasant to be around** or **interact with socially**. The rhetorical question implies she would be toxic in close social relationships. However, one can view the sociability attack is more about being unpleasant in relationships rather than being completely antisocial or unhelpful in all social contexts, hence a maximum score was not assigned.

Competence: +2 (moderate competence). Despite the author implying that Clinton is manipulative and dishonest, the author's phrasing doesn't suggest that she's powerless or ineffective, as the negative behaviors described (concealment and deception) require some degree of **agency and planning**. The author suggests that Clinton is being **deliberate in her ("negative") performance** and **active in her ("negative") effects**, leading to a moderately high score in the competence dimension.

Notes on the suggested scores: This example shows how your political views regarding Hillary Clinton must not influence your score. Supporters of Clinton might see this as unfair or extremely sexist, while critics might view it as more damning commentary on her performance and ability.

Example 4:

Target: Women

Text: "My step sister **broke up** with her first boyfriend because she wanted to be independent ... **women suck** .. I'll miss you Kyle."

Trust: -1 (slight distrust). The author criticizes his sister's decision to prioritize independence and considers it hurtful to someone that they cared about, Kyle. **This suggests that the author thinks women make choices that harm others**, which is a claim towards women's social behavior in relationships rather than their honesty or morality.

Sociability: -3 (high unsociability). By saying "**women suck**", the author views women as **unpleasant, inconsiderate, or lacking in positive interpersonal qualities**. The author also frames women as **harmful to social relationships** by prioritizing their own desires over maintaining positive social connections. A maximum score was given since this is a clear negative generalization about women as a social group.

Competence: -2 (moderate incompetence). The overall "women suck" generalization suggests **poor judgment or decision-making by women as a social group**. This was exemplified by the author's step-sister breaking up with someone who the author thinks she should not have. It also indicates that the author **knows better than his step-sister, and by projection, women as well**.

Notes on the suggested scores:

1. One might say that "women suck" expresses a very negative sentiment towards women's trustworthiness and social likeability. This might affect the scores accordingly.
2. One might claim that the competence of women isn't really addressed since the author frames the sister's decision-making negatively rather than women as a group.
3. Consider the fact that the gender of the author is not explicit. How might it affect your scores if the author of the post were a woman? That is up to you to decide.

Example 5:

Target: Women

Text: "I need feminism because the United States is one of the only countries that doesn't give paid maternity leave."

Trust: 0 (neutral). The author's statement is focused on policy rather than character traits and doesn't make any attributions about women's trustworthiness or morality.

Sociability: 0 (neutral). The author's statement is focused on policy rather than character traits. There is no commentary on women's interpersonal qualities or social behavior.

Competence: 0 (neutral). The statement implies that women deserve certain rights/benefits, but it doesn't directly attribute dominance or control to women. The statement doesn't characterize women as active, powerful, passive, or weak. The author is advocating for institutional change (paid maternity leave) rather than making claims about women's power or capabilities.

Note: This is a policy statement rather than a personal attribution about women's trust, sociability, or competence. This should help you distinguish between advocacy/policy statements and personal/characteristic attributions.

Example 6:

Target: Donald Trump

Text: "Teaching similes : "The cats attitude was as **stubborn** as Donald Trump" #ShitMyKidsSay"

Trust: 0 (neutral). The author likens Trump's stubbornness to that of a cat, which carries mild negative social judgment. However, stubbornness is not inherently about trust (morality, honesty, sincerity). Despite the playful mockery which could indicate diminished regard towards Trump, the statement doesn't make claims about Trump's reliability, honesty, or moral character.

Sociability: -1 (slight unsociability). Stubbornness in this context suggests someone who is, like a cat, **difficult to deal with interpersonally**: not very cooperative, helpful, or considerate in social interactions. This is a **mild social criticism** that does not completely portray him as completely antisocial or unhelpful.

Competence: -1 (slight incompetence). Comparing a political figure to a stubborn cat frames Trump as childish and unreasonable. The comparison could be seen as deliberately insulting to Trump's **behavioral rigidity**, since a good leader is expected to be willing to change their mind based on the available evidence and opinions of experts. This shows that the author believes that Trump might **not be the best person to be the president** of the United States.

Notes on the suggested scores:

1. This is another example that shows that your political views regarding Donald Trump must not influence your score. Supporters of Trump might see this as unfair or even read stubbornness as positive determination, while critics might view it as more damning commentary on his interpersonal difficulties.
2. Other interpretations can be just as valid. One might argue that a 0 score for competence (neutral) is appropriate; generally speaking, stubbornness is a character trait that doesn't directly relate to competence or incompetence. While it can sometimes imply determination (positive for competence), in this context it's more about being inflexible or difficult rather than capable or incapable. The comparison to a cat's attitude suggests that the author is referring to behavioral rigidity on Trump's part. The author is not making any claims about Trump's abilities, intelligence, or effectiveness. It is up to you to determine the

weight given to the humorous framing vs. the underlying comparison.

Example 7:

Target: Religious people

Text: “Could all those who believe in a god **please leave**. The meeting will now continue for the **grown ups only**.”

Trust: 0 (neutral). The criticism is entirely focused on intellectual maturity rather than character or morality. The author is suggesting that religious people shouldn’t participate in this particular discussion. On the other hand, the author doesn’t make any claims about religious people’s morality, honesty, sincerity, or trustworthiness. There are no accusations of deception, dishonesty, or moral failings.

Sociability: -3 (high unsociability). The author portrays religious people as **socially incompetent** and **needing exclusion** from adult discourse (“please leave”) and says their presence is incompatible with or unwanted in serious adult conversations (“grown ups only”). The order (telling an entire social group to leave) and the **dismissive language** are extremely exclusionary and socially hostile, resulting in a maximum unsociability score.

Competence: -3 (high incompetence). Religious people are portrayed as needing to be **excluded from decision-making processes**, suggesting they lack the authority or standing or cognitive abilities to participate in important discussions. Additionally, the “grown ups only” framing explicitly characterizes religious people as **childlike, passive, and intellectually weak (i.e., subordinates to “grown ups”)**. This is a direct attack on their mental capacity and maturity, which are **core competence attributes**.

F Distribution of Annotators’ Demographic Characteristics

The annotator pool was relatively balanced in terms of sex, with 55.1% identifying as male and 44.4% as female. The majority of participants were between 25 and 44 years old (58.5%), though the sample also included younger and older individuals up to the 65+ range. Most annotators were born in the United States (47.2%) or the United Kingdom (38.9%), with smaller groups from Canada (8.8%) and other countries including Nigeria, Australia, Italy, Singapore, Ireland, Germany, Ghana, and New Zealand (5.1%). All reported English as their primary language, and while most described themselves as monolingual (86.7%), a minority (13.3%) reported fluency in additional languages, such as Spanish, French, Dutch, Hindi, Urdu, and Punjabi. In terms of education, nearly half of the annotators held a bachelor’s degree (49.5%), followed by those with a master’s or community college qualification (both 18.5%), while smaller proportions had completed high school (8.8%) or a doctorate (4.7%). The majority identified as White (73.6%), with the rest distributed across Asian (8.3%), Black (7.8%), Mixed (6.0%), and Other (4.1%) categories. Table 14 below shows the complete breakdown of these attributes.

Finally, the annotators’ participation among the three dimensions demonstrates broad and consistent coverage, with only a minor variation. A total of 78 contributions were received in the trust dimension, 75 in sociability, and 70 in competence.

G Coarsening of Labels

G.1 Median-Based Coarsening

The coarsening was implemented as follows. For each sentence-target pair, all fine-grained labels were collected into a list. A program then counted the number of negative labels (≤ -1), positive labels (≥ 1), and neutral labels ($= 0$). The majority category determined the coarse label: for example, if negative judgments were most frequent, the pair was then assigned *low*. As a result, Neutral superseded in cases where neutral labels were the majority or when the counts of positive and negative labels were equal. Interestingly, there were 251 sentence-target pairs where the annotators’ judgments were equally divided between *high* and *low*, resulting in a neutral label that reflects that lack of consensus. Almost half of those were in the competence dimension (48.6%), while the rest was split

Attribute	Categories and Frequency (%)				
Gender	Male	Female	Other		
	119 (55.1)	96 (44.4)	1 (0.4)		
Age	35-44	25-34	45-54	Other	
	66 (30.6)	60 (27.9)	45 (20.8)	45 (20.8)	
Country	US	UK	Canada	Other	
	102 (47.2)	84 (38.9)	19 (8.8)	15 (5.1)	
Primary language	English				
	216 (100)				
Other languages	Monolingual		Bilingual+		
	111 (86.7)		17 (13.3)		
Education	BA	MA	CC	HS	PhD
	107 (49.5)	40 (18.5)	40 (18.5)	19 (8.8)	10 (4.7)
Ethnicity	White	Asian	Black	Other	
	159 (73.6)	18 (8.3)	17 (7.8)	22 (10.1)	
Previous studies	2000+	1000-1500	1500-2000	500-1000	
	118 (54.9)	38 (17.7)	34 (15.8)	25 (11.6)	

Table 14: Demographic breakdown of annotators. Numbers are counts with percentages in parentheses. The attribute “Country” refers to their country of birth. “Fluent languages” refers to the languages which the annotators reported being fluent in, other than English, and not all annotators filled it. Other age ranges include 55-64 (26 annotators, or 12%), 65+ (10 annotators, or 4.6%), and 18-24 (9 annotators, or 4.2%). Other ethnicities include “mixed” (13 annotators, or 6%) and “other” (9 annotators, or 4.1%). In “Education”, BA = undergraduate degree, MA = graduate degree, CC = community college or technical degree, HS = high school diploma, and PhD = doctorate.

almost equally between the sociability (26.3%) and trust (25.1%) dimensions.

G.2 Mean-Based Coarsening

Mean-Based (Mohammad (2025b)): This method converted the average score of each sentence-target pair into seven bins (from Negative to Positive). This approach, which smooths extremes, told a different story about the data, with more balanced outcomes, more neutral instances, and a less extreme skew towards the negative side, indicating that averaging the scores smoothed the extremes of annotator judgments.

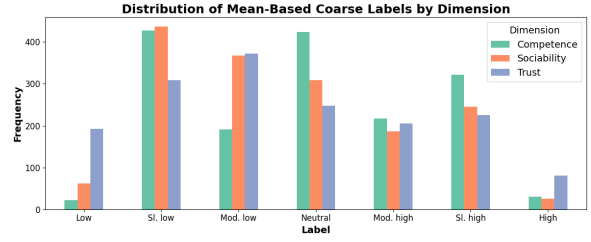


Figure 4: Distribution of discretized mean-based labels, ordered from negative to positive.

H Observations from the Data

H.1 Agreement among the Annotators

H.1.1 Strict Unanimity

This refers to cases where all annotators chose the exact same fine-grained label for a sentence-target pair. Only 143 sentence-target pairs achieved strict unanimity, representing 3% of the overall W&C-Sent dataset. The most common dimension was trust (65.7% of instances), followed by sociability (21.7%) and competence (12.6%).

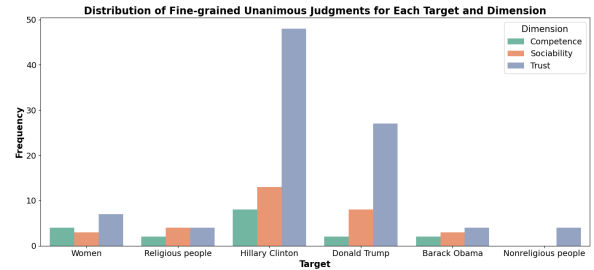


Figure 5: A figure showing the distribution of **fine-grained** unanimous judgments, across targets and dimensions. The figure shows how abundant the agreement is on sentences whose targets are Clinton and Trump in the trust dimension, and the complete absence of the target Environmentalists.

H.1.2 Soft Unanimity

This refers to cases where annotators agreed on the overall polarity (low, neutral, or high) of a sentence-target pair even if they did not select the exact same fine-grained score.

Annotators reached soft agreement on 1,316 instances (sentence-target pairs), accounting for 26.9% of all sentence-target pairs in W&C-Sent. The majority of soft agreement instances were on negative judgments.

I Correlations Between Dimensions

Figure 7 shows three heat maps, which are graphical representations of data that allow patterns

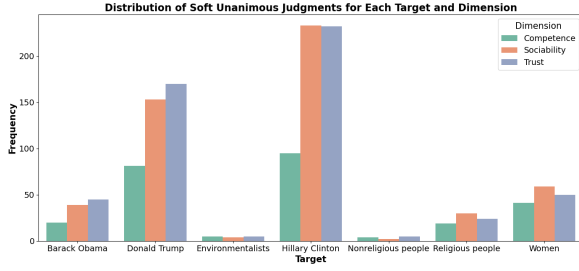


Figure 6: The distribution of **soft** unanimous judgments across targets and dimensions. The figure shows the overwhelming soft unanimous agreement for the trust and sociability of Clinton and Trump.

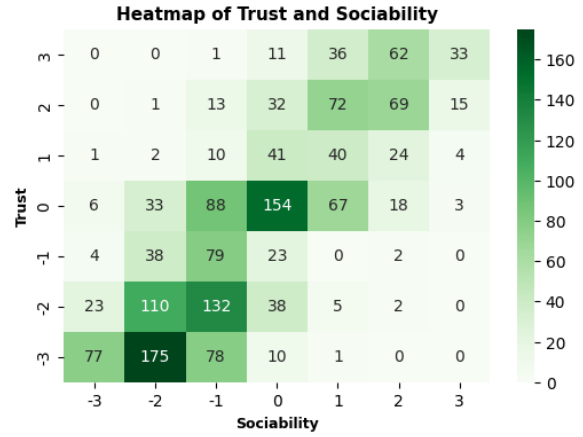
across two factors to be quickly visualized as colors within a matrix. The colors in all three grids show strong co-occurrence between median neutral scores; meaning, when competence within a sentence is judged as neutral, trust and sociability judgments tend to be neutral in it, too. In addition, they all demonstrate strong co-occurrences around the diagonal, with the highest being between high distrust and moderately high unsociability (-3, -2) in Grid A, followed by high distrust and moderately high incompetence (-3, -2) in Grid B, and moderately high distrust and moderately high unsociability (-2, -2) in Grid C.

J More on Inter-Annotator Agreement

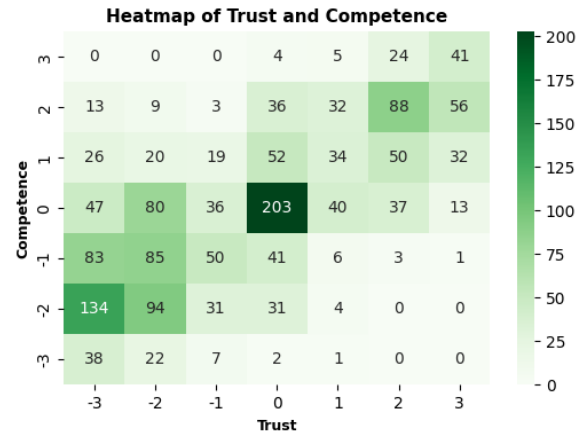
J.1 Krippendorff's Alpha

When broken down by both target and dimension, Krippendorff's α scores show that agreement varies considerably depending on the target of the sentence. The strongest reliability is observed for trust perceptions of Donald Trump ($\alpha = 0.67$), which narrowly reaches the lower bound for tentative conclusions, the only α to do so. Trust perceptions of Hillary Clinton came second ($\alpha = 0.61$). The scores for sociability perceptions of these two political figures remain weak but higher than for other targets, at around 0.53-0.55. By contrast, Barack Obama's α s show weaker consistency, with trust at 0.50 and sociability at 0.48.

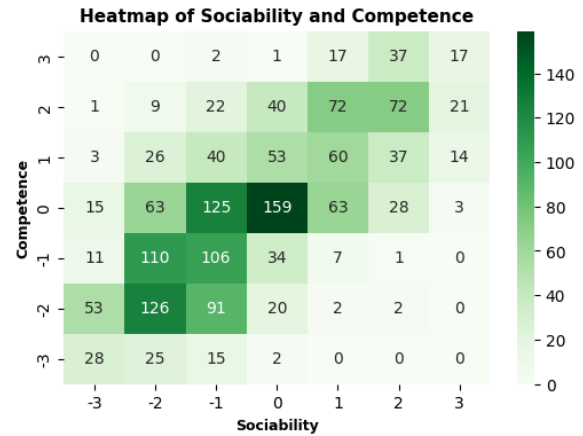
Notably, agreement drops sharply when annotators assessed social groups such as Women, Religious People, Nonreligious People, and Environmentalists, where none of the dimensions exceed 0.41 and several fall below 0.30. This suggests that annotators shared more consistent interpretations when evaluating singular, high-profile political figures than collective or socially non-monolithic categories.



(a) Trust & Sociability



(b) Trust & Competence



(c) Sociability & Competence

Figure 7: Heat maps of correlation matrices for each pair of dimensions.

Competence scores are consistently poor across all targets. Even for figures like Donald Trump ($\alpha = 0.38$) and Hillary Clinton ($\alpha = 0.32$), agreement on their competence remains weak, while Barack Obama and group-based targets fall even

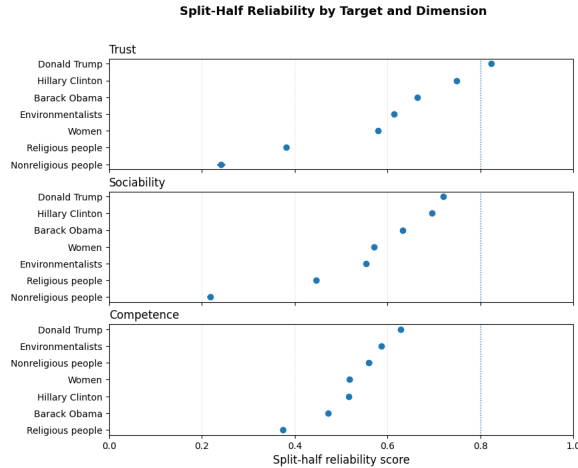


Figure 8: The SHR scores of each target, in each relevant dimension. For each sub-plot, the targets were ordered based on their score, from high to low. The vertical dotted line is the 0.8 reliability cutoff, which only the sentences whose target was Donald Trump cross in the trust dimension.

lower. The lowest values are seen for Religious People, Environmentalists, and Nonreligious People.

J.2 Split-Half Reliability

The process by which SHR scores were computed for each dimension was repeated again for each target. Figure 8 illustrates these scores, showing some interesting highlights. The sentences whose target was Donald Trump showed the highest stability across all three dimensions, and especially in the trust dimension where the SHR score exceeds 0.8. The targets Hillary Clinton and Barack Obama fall right behind Donald Trump in trust and sociability but had very poor SHR in competence. The target Women had mediocre stability across all three dimensions, while Religious People, Non-religious People, and Environmentalists came last in almost all dimensions, probably due to their small size in the dataset.

K Regression Models

K.1 Logistic Regression using TF-IDF Features

A logistic regression model, using TF-IDF features and the mean of annotator scores as the output, was trained first. Table 15 shows that the TF-IDF models perform markedly worse, which means that simple lexical representations are inadequate for detecting T/S/C in text. This is especially seen in the much lower correlations between its predictions

and the real scores, proving the importance of the contextual BERT representations.

Dimension	Metric	MAE	RMSE	ρ	Acc.	F1	± 1 Acc.
Trust	TF-IDF	1.36	1.90	0.44	29.7	29.5	65.1
	Median	1.01	1.40	0.76	35.8	31.2	76.5
	Mean	0.81	1.10	0.77	37.0	29.4	82.6
Sociability	TF-IDF	1.18	1.70	0.43	31.2	26.2	70.3
	Median	0.83	1.03	0.76	35.5	25.7	85.0
	Mean	0.66	0.86	0.78	45.6	33.3	88.7
Competence	TF-IDF	1.40	1.80	0.35	19.0	15.8	61.5
	Median	1.02	1.29	0.60	28.7	21.7	77.7
	Mean	0.83	1.06	0.63	37.3	25.2	85.3

Table 15: The results of the seven-class regression models for each dimension. The results for the best variant are in **bold**. This table highlights how using TF-IDF embeddings do not perform well compared to the contextual BERT-based embeddings.

K.2 Seven-Class Regression

The Huber loss was chosen for a loss function due the advantages mentioned earlier: it balances the sensitivity of MSE to outliers with the stability of MAE for an optimized performance. In addition, input examples that would be used to train the models were structured as paired sequences, where the "Text" and "Target" columns were jointly tokenized using the BERTweet tokenizer. Later, W&C-Sent was partitioned into training, validation, and test sets using grouped splits based on text instances; identical texts, of which there is a lot in the dataset but with different targets, were specifically designed to not appear across different data splits, thereby helping avoid bias and inflated performance.

Training was conducted using the "Trainer" class from Hugging Face (Wolf et al., 2019). Model performance was assessed with MAE, RMSE, and Spearman ρ . Two variants of these experiments were run, one using the median score and one using the mean as the target label. This was motivated by pure curiosity, as I was wondering whether regression models would perform better using the mean or the median. After the training was completed, each model was assessed on the same held-out test set, and its continuous predictions were rounded into seven discrete ordinal categories to ease comparison between the variants.

The model for each dimension was evaluated using:

1. MAE and RMSE, for error magnitude
2. Spearman ρ , for correlation with human ratings

3. Accuracy, to observe the exact matches
4. Macro F1 score, which measures the overall balance between precision and recall across all classes
5. And the within-1-bin accuracy, which measures how often model predictions fall within one rating level of the true labels captures near-miss performance in ordinal tasks

L Classification Models

L.1 Experimental Setup

As a classification task, this approach allows the models to directly learn decision thresholds between categories.

As previously shown in Table 2, there is a great class imbalance in this framework. For that reason, a custom subclass of the Trainer class was implemented and in which a weighted negative log-likelihood loss was defined; this involved class weights to be derived from the inverse of the class frequencies in the training data, to ensure that the underrepresented neutral classes exerted a proportionally stronger influence on the weight optimization process. This also ensures better generalization across all three categories.

Input processing mirrored that of the regression setup. Paired sequences of “Text” and “Target” were tokenized jointly with the BERTweet tokenizer and truncated to the same fixed maximum length. Additionally, W&C-Sent was partitioned into training, validation, and test sets the same way, too.

The training was carried out identically as well, but the evaluation metrics changed due to the type of the model. Evaluation here involved accuracy and macro-averaged F1 score, with the F1 score being the metric by which the best model was decided; F1 emphasizes balanced performance across classes, particularly due to the imbalanced label distributions.

Two versions of this experiment was run, one included coarsening the W&C-Sent dataset using majority-vote coarsening while the second followed the method used in (Mohammad, 2025b), both described in Section 3.3. Each coarsening method results in different class distributions; this directly shapes model performance and learning dynamics: the distribution of the first method is

can be seen in Table 2, resulting in only 352 neutral labels, while the second method resulted in 981 neutral labels.

L.2 More on the Results

Another classifier was trained using mean-based coarsening. It resulted in better F1 scores across the board due to the more balanced nature of the labels that this coarsening method yields.

Method	Dimension	Accuracy	Macro-F1	Loss
Mean-based	Trust	74.9	60.7	1.05
	Sociability	72.2	65.9	0.95
	Competence	57.8	55.3	1.21

Table 16: The performance of the coarse-grained classification models.

M Hyper-parameters for Code Reproducibility

Component	Value
Task	Three-class classification (text + target pair)
Base model	vinai/bertweet-base
Tokenization	Truncate + pad to fixed length
Max sequence length	256
Inputs	Text as primary, Target as text_pair
Labels	Median score, mapped to a numeric value
Num classes	3
Class weighting	Inverse frequency on training split, used in CrossEntropyLoss
Split method	GroupShuffleSplit (GSS) on Text
Test size	0.2
Validation size	0.2 (using a second GSS)
Random seed	13
Epochs	10
Train batch size	16
Eval. batch size	32
Learning rate	2×10^{-5}
Evaluation cadence	Each epoch
Model selection	Using macro-F1
Early stopping	Patience with 3 epochs
Reported metrics	Accuracy, macro-F1 (on test set)
Per-dimension setting	Separate model per dimension

Table 17: Hyperparameters and setup for the 3-class classifier.

Component	Value
Task	Regression on text + target pair
Base model	vinai/bertweet-base
Tokenization	Truncate + pad to fixed length
Max sequence length	256
Inputs	Text as primary, Target as text_pair
Target column	Median or mean score
Loss	Huber (SmoothL1) with $\beta = 1.0$
Split method	GroupShuffleSplit (GSS) on the Text column
Test size	0.2
Validation size	0.2 (using a second GSS)
Random seed	13
Epochs	10
Train batch size	16
Eval batch size	32
Learning rate	1×10^{-5}
Weight decay	0.01
Warmup ratio	0.06
Model selection	Best validation MAE
Early stopping	Patience with 3 epochs
Logging	Every 50 steps
Reported test metrics	MAE, RMSE, Spearman ρ
Per-dimension setting	Separate model per dimension

Table 18: Hyperparameters and setup for the regression model.

N Full Results with Precision and Recall Scores

Dimension	Model	Accuracy	F1	± 1 Accuracy	Precision	Recall
Trust	Dummy Classifier	0.22	0.08	0.58	0.05	0.22
	TF-IDF Regression	0.30	0.30	0.65	0.31	0.30
	Seven-Class Regression	0.35	0.31	0.83	0.43	0.32
	Gemma ZS	0.36	0.34	0.78	0.36	0.36
	Gemma FS	0.29	0.25	0.67	0.29	0.32
	Qwen ZS	0.27	0.25	0.72	0.29	0.29
	Qwen FS	0.22	0.15	0.63	0.25	0.15
	GPT-4o ZS	0.43	0.42	0.91	0.43	0.50
	GPT-4o FS	0.30	0.26	0.75	0.30	0.26
	GPT-4o-mini ZS	0.27	0.26	0.60	0.32	0.36
Sociability	GPT-4o-mini FS	0.16	0.13	0.46	0.23	0.19
	Dummy Classifier	0.26	0.11	0.67	0.07	0.26
	TF-IDF	0.31	0.26	0.70	0.26	0.27
	Seven-Class Regression	0.46	0.34	0.88	0.33	0.35
	Gemma ZS	0.34	0.27	0.82	0.34	0.33
	Gemma FS	0.37	0.30	0.73	0.34	0.35
	Qwen ZS	0.20	0.20	0.69	0.31	0.28
	Qwen FS	0.19	0.18	0.67	0.30	0.19
	GPT-4o ZS	0.44	0.40	0.92	0.42	0.43
	GPT-4o FS	0.44	0.36	0.91	0.38	0.38
Competence	GPT-4o-mini ZS	0.13	0.14	0.52	0.31	0.31
	GPT-4o-mini FS	0.11	0.11	0.43	0.23	0.25
	Dummy Classifier	0.24	0.09	0.60	0.06	0.24
	TF-IDF	0.19	0.16	0.62	0.18	0.18
	Seven-Class Regression	0.36	0.24	0.86	0.26	0.26
	Gemma ZS	0.22	0.19	0.58	0.32	0.24
	Gemma FS	0.16	0.12	0.46	0.23	0.13
	Qwen ZS	0.22	0.19	0.59	0.34	0.17
	Qwen FS	0.22	0.17	0.63	0.32	0.14
	GPT-4o ZS	0.34	0.31	0.80	0.34	0.30

Table 19: Performance of regression models and LLMs on fine-grained prediction.

Dimension	Model	Accuracy	F1	Precision	Recall
Trust	BERT Classification	0.79	0.59	0.598	0.579
	Gemma ZS	0.74	0.60	0.58	0.64
	Gemma FS	0.72	0.60	0.58	0.67
	Qwen ZS	0.62	0.53	0.60	0.70
	Qwen FS	0.61	0.51	0.57	0.69
	GPT-4o-ZS	0.86	0.78	0.79	0.78
	GPT-4o-FS	0.77	0.71	0.75	0.73
	GPT-4o-mini ZS	0.78	0.65	0.63	0.70
Sociability	GPT-4o-mini FS	0.70	0.58	0.57	0.61
	BERT Classifier	0.81	0.54	0.52	0.57
	Gemma ZS	0.69	0.56	0.55	0.58
	Gemma FS	0.71	0.54	0.53	0.61
	Qwen ZS	0.47	0.42	0.44	0.59
	Qwen FS	0.34	0.34	0.44	0.65
	GPT-4o-ZS	0.80	0.71	0.72	0.71
	GPT-4o-FS	0.72	0.66	0.69	0.71
Competence	GPT-4o-mini ZS	0.74	0.54	0.56	0.57
	GPT-4o-mini FS	0.62	0.47	0.48	0.48
	BERT Classifier	0.74	0.50	0.49	0.51
	Gemma ZS	0.52	0.46	0.47	0.47
	Gemma FS	0.52	0.43	0.46	0.44
	Qwen ZS	0.47	0.47	0.49	0.61
	Qwen FS	0.56	0.53	0.53	0.59
	GPT-4o-ZS	0.63	0.59	0.59	0.60
	GPT-4o-FS	0.60	0.57	0.57	0.60
	GPT-4o-mini ZS	0.53	0.40	0.46	0.44
	GPT-4o-mini FS	0.47	0.37	0.42	0.52

Table 20: Performance of BERT classification model and LLMs on coarse-grained prediction.

O LLM Prompts

O.1 System Message

“You are a professional language analyst and sociologist.

You work on warmth and competence, which are two concepts in sociology.

You know that warmth is decomposed into trust, which relates to the moral and personal aspect of the target; and sociability, which relates to the relational and societal aspect and impact of the target.

You work on a sentence-level: you read the full sentence, with all its components, before you assess it.

There is a degree of subjectivity in this task, so you consider the meaning that the general population would agree with and consider.

You do not add information that does not appear in the text.

The context matters the most to you. You consider all relevant information.

You understand that sarcasm is an ironic remark meant to mock by saying something different than what the speaker really means.

You understand that irony is the humorous or mildly sarcastic use of words to imply the opposite of what they normally mean.

You understand that hyperbole is the extreme,

dramatic exaggeration for effect, not meant to be taken literally.

You understand how irony, sarcasm, and hyperbole are employed in social media and in slang, and that the literal wording does not always reflect the true meaning and sentiment.

You assess warmth and competence on a scale from -3 to +3⁸.

You adhere to the provided target. Meaning, you understand that even if the speaker is explicitly expressing opinions towards entity_X, you give the score for trust towards entity_Y only if the target given to you is entity_Y.

You do not use first-person pronouns such as "I" or "we" in your answer.

You adhere to the targets given to you in your assessment of warmth or competence.

You understand that the use of hashtags in social media can be complementary to the text. However, that is not always the case, as hashtags can be used to categorize content, increase visibility, and connect users with relevant discussions and communities, rather than as sentiment markers.

You understand that when the target is "religious people", then it refers to religions and those who believe in any God or practice any religion.

You understand that when the target is "nonreligious people", then it refers to atheism and those who are not religious (i.e., atheists/agnostics).

You understand that when the target is "women", then it refers to women or girls and/or interconnected topics: sexism, feminism, misogyny, bias, and female representation.

You understand that when the target is "Hillary Clinton", then it refers to the 2016 US presidential candidate and former Secretary of State Hillary Clinton.

You understand that when the target is "Donald Trump", then it refers to the 2016 US presidential candidate and current US president Donald Trump.

You understand that when the target is "Barack Obama", then it refers to the former US president Barack Obama.

You understand that when the target is "Environmentalists", then it refers to environment and climate change activists."

⁸Coarse-grained prompts replaced this line with "You assess warmth and competence on the scale of "low", "neutral, not applicable, not expressed", and "high". "

O.2 Fine-Grained, Zero-Shot User Role Messages

O.2.1 Trust

"Some context:

Social psychology research has shown that individuals rapidly and subconsciously evaluate others, groups, and even themselves along the dimensions of warmth (W) and competence (C).

Recently, psychologists have modelled warmth through two dimensions: trust (T) and sociability (S).

Your task is to assess the degree of trust towards a specific target within a sentence.

The focus in this dimension is on the personal / moral aspect of the target.

High trust can be defined as morality, kindness, sincerity, trustworthiness, and honesty.

Words associated with high trust: charity, mother, compliment, affectionate.

Low trust can be defined as immorality, insincerity, dishonesty, untrustworthiness, dubiousness, and maliciousness.

Words associated with low trust: discredit, bribe, espionage, disinformation, disloyal.

Instructions:

Consider the entire meaning of the sentence before attempting to give the relevant scores.

You will be given a text snippet and a target (group, entity, or individual).

Rate the apparent level of trust that the sentence's author seems to express towards the specified target.

Choose one label from these seven labels:

high distrust

moderate distrust

slight distrust

neutral, not applicable, not expressed

slight trust

moderate trust

high trust

Here is the sentence: { }.

Its target is: { }.

In order to assess trust, try to answer the following questions:

1. What is the degree of trust towards { } that the author of the text seems to express?
2. Does the author seem to perceive { } as trustworthy or untrustworthy / moral or immoral /

honest or dishonest?

Remember: even if the speaker is explicitly targeting someone else, since the target is { }, your score should be an assessment of the trust towards { } only.

In the format of a JSON file or a Python dictionary, you should provide your justification saved in a key called "reason". Then, based on your justification, add your rating to a key called "label".

O.2.2 Sociability

Some context:

Social psychology research has shown that individuals rapidly and subconsciously evaluate others, groups, and even themselves along the dimensions of warmth (W) and competence (C).

Recently, psychologists have modelled warmth through two dimensions: trust (T) and sociability (S).

Your task is to assess the degree of sociability towards a specific target within a sentence.

The focus in this dimension is on the social aspect of the target and its relational impact on others or society as a whole.

High sociability can be defined as friendliness, sociableness, generosity, and helpfulness.

Words associated with high sociability: helpful, intimate, laugh, celebration, reliant, entertain, social club, bestie.

Low sociability can be defined as antisocial behavior, lack of generosity, inconsiderateness, indifference, and unhelpfulness.

Words associated with low sociability: ingrate, abduct, selfish, theft, egomaniacal, pervert.

Instructions:

Consider the entire meaning of the sentence before attempting to give the relevant scores.

You will be given a text snippet and a target (group, entity, or individual).

Rate the apparent level of sociability that the sentence's author seems to express towards the specified target.

Choose one label from these seven labels:

high unsociability

moderate unsociability

slight unsociability

neutral, not applicable, not expressed, etc.

slight sociability

moderate sociability

high sociability

Here is the sentence: { }.

Its target is: { }.

In order to assess sociability, try to answer the following questions:

1. What is the degree of sociability towards { } that the author of the text seems to express?

2. Does the author seem to perceive { } as sociable or antisocial? Helpful or unhelpful?

Remember: even if the speaker is explicitly targeting someone else, since the target is { }, your score should be an assessment of perceived sociability trust towards { } only.

In the format of a JSON file or a Python dictionary, you should provide your justification saved in a key called "reason". Then, based on your justification, add your rating to a key called "label".

O.2.3 Competence

Some context:

Social psychology research has shown that individuals rapidly and subconsciously evaluate others, groups, and even themselves along the dimensions of warmth (W) and competence (C).

Your task is to assess the degree of competence towards a specific target within a sentence.

Competence, in the broader sense, is interchangeable with 'ability' or 'capability'. Competence can be defined as ability, power, dominance, being in control, importance, having influence, and assertiveness.

Words associated with high competence: hitman, heroic, entrepreneurship, strategies, superman, viper, impunity.

Incompetence can be defined as submissiveness, not being in control of a situation, being controlled or guided by outside factors, or weakness.

Words associated with low competence: bootlicker, talentless, crash landing, bedridden, underfed.

Instructions:

Consider the entire meaning of the sentence before attempting to give the relevant scores.

You will be given a text snippet and a target (group, entity, or individual).

Rate the apparent level of competence that the sentence's author seems to express towards the specified target.

Choose one label from these seven labels: high incompetence

moderate incompetence

slight incompetence

neutral, not applicable, not expressed

slight competence

moderate competence
high competence

Adhere to the literal meaning of competence, which may be "positive" (e.g., a CEO) or "negative" (e.g., a villain or a dictator). Both types are considered competence, regardless of the outcomes.

Here is the sentence: { }.

Its target is: { }.

In order to assess competence, try to answer the following questions:

1. What is the degree of competence towards { } that the author of the text seems to express?
2. Does the author seem to perceive { } in control or out of control? Active or passive? Powerful or weak?

Remember: even if the speaker is explicitly targeting someone else, since the target is { }, your score should be an assessment of the competence towards { } only.

In the format of a JSON file or a Python dictionary, you should provide your justification saved in a key called "reason". Then, based on your justification, add your rating to a key called "label".

O.3 Fine-Grained, Few-Shot User Role Messages

O.3.1 Trust

Some context:

Social psychology research has shown that individuals rapidly and subconsciously evaluate others, groups, and even themselves along the dimensions of warmth (W) and competence (C). Recently, psychologists have modelled warmth through two dimensions: trust (T) and sociability (S).

Your task is to assess the degree of trust towards a specific target within a sentence.

The focus in this dimension is on the personal / moral aspect of the target.

High trust can be defined as morality, kindness, sincerity, trustworthiness, and honesty.

Words associated with high trust: charity, mother, compliment, affectionate.

Low trust can be defined as immorality, insincerity, dishonesty, untrustworthiness, dubiousness, and maliciousness.

Words associated with low trust: discredit, bribe, espionage, disinformation, disloyal.

Here are five examples, each containing the text, the target, the score, and the rationale behind the score.

Example 1:

Target: Women

Text: My wife is the most caring person I've ever met ... she's the only woman in a house full of testosterone . She never stops working whether it's at home or being an RN . I cant keep up but I try . She makes me a better person . I'd be lost without her . Oh and she's smoking hot too.

Trust score: +3 (high trust).

Rationale: The author expresses maximum trust in women through his wife as a representative example. He portrays his wife as a trustworthy, dependable, and caring individual who is essential to his well-being ("I'd be lost without her"). The statement "she makes me a better person" implies the author views his wife as having a strong moral character that positively influences him.

Example 2:

Target: US Presidential Candidate Hillary Clinton

Text: Would you wanna be in a long term relationship with some bitch that hides her emails, & lies to your face? Then Dont vote

Trust score: -3 (high distrust).

Rationale: The author explicitly portrays Clinton as someone who is fundamentally untrustworthy and cannot be relied upon to tell the truth or be transparent through two direct accusations: "hides her emails" and "lies to your face." With concealment and deception some of the strongest markers of untrustworthiness, the author emphasizes these as core trust violations.

Example 3:

Target: Women

Text: I need feminism because the United States is one of the only countries that doesn't give paid maternity leave.

Trust score: 0 (neutral).

Rationale: The author's statement is focused on policy rather than character traits and doesn't make any attributions about women's trustworthiness or morality. This is a policy statement rather than a personal attribution about women's trustworthiness. This should help you distinguish between advocacy/policy statements and personal/characteristic attributions.

Example 4:

Target: Religious people

Text: Could all those who believe in a god please leave. The meeting will now continue for the grown ups only.

Trust score: 0 (neutral).

Rationale: The criticism is entirely focused on intellectual maturity rather than character or morality. The author is suggesting that religious people shouldn't participate in this particular discussion. On the other hand, the author doesn't make any claims about religious people's morality, honesty, sincerity, or trustworthiness. There are no accusations of deception, dishonesty, or moral failings.

Example 5:

Target: Women

Text: "when i was 16 i had a folder of " feel good songs " and everyday i would select one and send it to my best friend along with a paragraph of how much they meant to me and why i they should be happy and then i would lay in bed thinking " no i'm not gay this is just what girls do :) ""

Trust score: +3 (high trust).

Rationale: The author attributes sincere, genuine intentions to women through the described behaviors. The daily practice of sending heartfelt messages "about how much they meant to me and why they should be happy" suggests honesty and sincerity in women's relationships. The author portrays women as having good moral intentions in their friendships by genuinely caring about others' wellbeing.

Instructions:

Consider the entire meaning of the sentence before attempting to give the relevant scores.

You will be given a text snippet and a target (group, entity, or individual).

Rate the apparent level of trust that the sentence's author seems to express towards the specified target.

Choose one label from these seven labels:

high distrust

moderate distrust

slight distrust

neutral, not applicable, not expressed

slight trust

moderate trust

high trust

Here is the sentence: { }.

Its target is: { }.

In order to assess trust, try to answer the following questions:

1. What is the degree of trust towards { } that the author of the text seems to express?

2. Does the author seem to perceive { } as trustworthy or untrustworthy / moral or immoral / honest or dishonest?

Remember: even if the speaker is explicitly targeting someone else, since the target is { }, your score should be an assessment of the trust towards { } only.

In the format of a JSON file or a Python dictionary, you should provide your justification saved in a key called "reason". Then, based on your justification, add your rating to a key called "label".

O.3.2 Sociability

Some context:

Social psychology research has shown that individuals rapidly and subconsciously evaluate others, groups, and even themselves along the dimensions of warmth (W) and competence (C).

Recently, psychologists have modelled warmth through two dimensions: trust (T) and sociability (S).

Your task is to assess the degree of sociability towards a specific target within a sentence.

The focus in this dimension is on the social aspect of the target and its relational impact on others or society as a whole.

High sociability can be defined as friendliness, sociableness, generosity, and helpfulness.

Words associated with high sociability: helpful, intimate, laugh, celebration, reliant, entertain, social club, bestie.

Low sociability can be defined as antisocial behavior, lack of generosity, inconsiderateness, indifference, and unhelpfulness.

Words associated with low sociability: ingrate, abduct, selfish, theft, egomaniacal, pervert.

Example 1:

Target: Women

Text: My wife is the most caring person I've ever met ... she's the only woman in a house full of testosterone . She never stops working whether it's at home or being an RN . I cant keep up but I try . She makes me a better person . I'd be lost without

her . Oh and she's smoking hot too.

Sociability score: +3 (high sociability).

Rationale: The text attributes maximum sociability to women through his wife. "Most caring person I've ever met" shows high sociability and interpersonal warmth. He emphasizes how essential her social/emotional qualities are to their family dynamic, particularly in a "house full of testosterone." The statement "whether it's at home or being an RN" suggests helpfulness and generosity both personally and professionally.

Example 2:

Target: US Presidential Candidate Hillary Clinton

Text: Would you wanna be in a long term relationship with some bitch that hides her emails, & lies to your face? Then Dont vote

Sociability score: -2 (moderate unsociability).

Rationale: The derogatory term "bitch" (which is demeaning towards women) and the comparison to an undesirable romantic partner frames Clinton as someone who would be unpleasant to be around or interact with socially. The rhetorical question implies she would be toxic in close social relationships. However, one can view the sociability attack is more about being unpleasant in relationships rather than being completely antisocial or unhelpful in all social contexts, hence a maximum score was not assigned.

Example 3:

Target: Women

Text: I need feminism because the United States is one of the only countries that doesn't give paid maternity leave.

Sociability score: 0 (neutral).

Rationale: The author's statement is focused on policy rather than character traits. There is no commentary on women's interpersonal qualities or social behavior. Note: This is a policy statement rather than a personal attribution about women's sociability. This should help you distinguish between advocacy/policy statements and personal/characteristic attributions.

Example 4:

Target: Religious people

Text: Could all those who believe in a god please leave. The meeting will now continue for the grown ups only.

Sociability score: -3 (high unsociability).

Rationale: The author portrays religious people as socially incompetent and needing exclusion from adult discourse ("please leave") and says their presence is incompatible with or unwanted in serious adult conversations ("grown ups only"). The order (telling an entire social group to leave) and the dismissive language are extremely exclusionary and socially hostile, resulting in a maximum unsociability score.

Example 5:

Target: Women

Text: when i was 16 i had a folder of "feel good songs" and everyday i would select one and send it to my best friend along with a paragraph of how much they meant to me and why i they should be happy and then i would lay in bed thinking " no i'm not gay this is just what girls do :) "

Sociability score: +3 (high sociability).

Rationale: The text attributes maximum sociability to women. The actions described (sending feel-good songs, writing paragraphs about how much someone means to you, wanting to make someone happy) represent peak social engagement and helpfulness. The phrase "this is just what girls do" frames these highly sociable, caring behaviors as naturally feminine traits and hence portrays women as exceptionally generous with their emotional/social energy.

Instructions:

Consider the entire meaning of the sentence before attempting to give the relevant scores.

You will be given a text snippet and a target (group, entity, or individual).

Rate the apparent level of sociability that the sentence's author seems to express towards the specified target.

Choose one label from these seven labels:

high unsociability

moderate unsociability

slight unsociability

neutral, not applicable, not expressed, etc.

slight sociability

moderate sociability

high sociability

Here is the sentence: { }.

Its target is: { }.

In order to assess sociability, try to answer the following questions:

1. What is the degree of sociability towards { } that

the author of the text seems to express?

2. Does the author seem to perceive { } as sociable or antisocial? Helpful or unhelpful?

Remember: even if the speaker is explicitly targeting someone else, since the target is { }, your score should be an assessment of perceived sociability trust towards { } only.

In the format of a JSON file or a Python dictionary, you should provide your justification saved in a key called "reason". Then, based on your justification, add your rating to a key called "label".

O.3.3 Competence

Some context:

Social psychology research has shown that individuals rapidly and subconsciously evaluate others, groups, and even themselves along the dimensions of warmth (W) and competence (C).

Your task is to assess the degree of competence towards a specific target within a sentence.

Competence, in the broader sense, is interchangeable with 'ability' or 'capability'. Competence can be defined as ability, power, dominance, being in control, importance, having influence, and assertiveness.

Words associated with high competence: hitman, heroic, entrepreneurship, strategies, superman, viper, impunity.

Incompetence can be defined as submissiveness, not being in control of a situation, being controlled or guided by outside factors, or weakness.

Words associated with low competence: bootlicker, talentless, crash landing, bedridden, underfed.

Here are five examples, each containing the text, the target, the score, and the rationale behind the score..

Example 1: Target: Women

Text: "My wife is the most caring person I've ever met ... she's the only woman in a house full of testosterone . She never stops working whether it's at home or being an RN . I cant keep up but I try . She makes me a better person . I'd be lost without her . Oh and she's smoking hot too."

Competence score: +3 (high competence)

Rationale: The author says that his wife "never stops working" in the context of her role as an RN (registered nurse) and as a mother, which suggests multitasking, capability, and professional competence. "I can't keep up but I try" indicates a highly active and energetic individual.

Example 2:

Target: Hillary Clinton

Text: "Would you wanna be in a long term relationship with some bitch that hides her emails, & lies to your face? Then Dont vote

Competence score: +2 (moderate competence).

Rationale: Despite the author implying that Clinton is manipulative and dishonest, the author's phrasing doesn't suggest that she's powerless or ineffective, as the negative behaviors described (concealment and deception) require some degree of agency and planning. The author suggests that Clinton is being deliberate in her ("negative") performance and active in her ("negative") effects, leading to a moderately high score in the competence dimension.

Example 3:

Target: Women

Text: I need feminism because the United States is one of the only countries that doesn't give paid maternity leave.

Competence score: 0 (neutral).

Rationale: The statement implies that women deserve certain rights/benefits, but it doesn't directly attribute dominance or control to women. The statement doesn't characterize women as active, powerful, passive, or weak. The author is advocating for institutional change (paid maternity leave) rather than making claims about women's power or capabilities. This is a policy statement rather than a personal attribution about women's competence. This should help you distinguish between advocacy/policy statements and personal/characteristic attributions.

Example 4:

Target: Religious people

Text: Could all those who believe in a god please leave. The meeting will now continue for the grown ups only.

Competence score: -3 (high incompetence).

Rationale: Religious people are portrayed as needing to be excluded from decision-making processes, suggesting they lack the authority or standing or cognitive abilities to participate in important discussions. Additionally, the "grown ups only" framing explicitly characterizes religious people as childlike, passive, and intellectually weak (i.e., subordinates to "grown ups"). This is a direct attack on their mental capacity and maturity, which are core competence attributes.

Example 5:

Target: Women

Text: What the fuck do women even do? I mean seriously they're just useless other than sex. #womensrights #Feminist

Competence score: -3 (high incompetence).

Rationale: The text explicitly depicts women as "useless" and valuable only for sex, which strips them of any functional, intellectual, or productive role. This framing directly denies women competence by asserting they contribute nothing meaningful beyond sexual utility. By reducing women to a single, degrading function and questioning what they "even do," the statement portrays them as incapable, unskilled, and lacking agency or intelligence. The insult is categorical and absolute, leaving no room for individual variation, which aligns with a high incompetence attribution rather than a mild or ambiguous one.

Instructions:

Consider the entire meaning of the sentence before attempting to give the relevant scores.

You will be given a text snippet and a target (group, entity, or individual).

Rate the apparent level of competence that the sentence's author seems to express towards the specified target.

Choose one label from these seven labels: high incompetence

moderate incompetence

slight incompetence

neutral, not applicable, not expressed

slight competence

moderate competence

high competence

Adhere to the literal meaning of competence, which may be "positive" (e.g., a CEO) or "negative" (e.g., a villain or a dictator). Both types are considered competence, regardless of the outcomes.

Here is the sentence: { }.

Its target is: { }.

In order to assess competence, try to answer the following questions:

1. What is the degree of competence towards { } that the author of the text seems to express?
2. Does the author seem to perceive { } in control or out of control? Active or passive? Powerful or weak?

Remember: even if the speaker is explicitly targeting someone else, since the target is { }, your score should be an assessment of the competence towards { } only.

In the format of a JSON file or a Python dictionary, you should provide your justification saved in a key called "reason". Then, based on your justification, add your rating to a key called "label".

O.4 Coarse-Grained, Zero-Shot User Role Messages

O.4.1 Trust

Some context:

Social psychology research has shown that individuals rapidly and subconsciously evaluate others, groups, and even themselves along the dimensions of warmth (W) and competence (C).

Recently, psychologists have modelled warmth through two dimensions: trust (T) and sociability (S).

Your task is to assess the degree of trust towards a specific target within a sentence.

The focus in this dimension is on the personal and moral aspect of the target.

High trust can be defined as morality, kindness, sincerity, trustworthiness, and honesty.

Words associated with high trust: charity, mother, compliment, affectionate.

Low trust can be defined as immorality, insincerity, dishonesty, untrustworthiness, dubiousness, and maliciousness.

Words associated with low trust: discredit, bribe, espionage, disinformation, disloyal.

Instructions:

Consider the entire meaning of the sentence before attempting to give the relevant scores.

You will be given a text snippet and a target (group, entity, or individual). Rate the apparent level of trust that the sentence's author seems to express towards the specified target.

Choose one label from these three labels:

positive trust (which can include high, moderate, or slight trust).

neutral, not expressed, not applicable

negative trust (which can include high, moderate, or slight distrust).

Here is the sentence: { }.

Its target is: { }.

In order to assess trust, try to answer the following questions:

1. What is the degree of trust towards { } that the author of the text seems to express?
2. Does the author seem to perceive { } as trustworthy or untrustworthy / moral or immoral / honest or dishonest?

Remember: even if the speaker is explicitly targeting someone else, since the target is { }, your score should be an assessment of the trust towards { } only.

You should analyse the meaning, then, based on your analysis, add your rating to a key called "label".

You should provide your label in a JSON object whose key is called "label" and that label only.

O.4.2 Sociability

Some context:

Social psychology research has shown that individuals rapidly and subconsciously evaluate others, groups, and even themselves along the dimensions of warmth (W) and competence (C). Recently, have modelled warmth through two dimensions: trust (T) and sociability (S).

Your task is to assess the degree of trust towards a specific target within a sentence.

The focus in this dimension is on the social aspect of the target and its relational impact on others or society as a whole.

High sociability can be defined as friendliness, sociableness, generosity, and helpfulness.

Words associated with high sociability: helpful, intimate, laugh, celebration, reliant, entertain, social club, bestie.

Low sociability can be defined as antisocial behavior, lack of generosity, inconsiderateness, indifference, and unhelpfulness.

Words associated with low sociability: ingrate, abduct, selfish, theft, egomaniacal, pervert.

Instructions:

Consider the entire meaning of the sentence before attempting to give the relevant scores.

You will be given a text snippet and a target (group, entity, or individual).

Rate the apparent level of sociability that the sentence's author seems to express towards the specified target.

Choose one label from these three labels:

negative sociability (which can include slight, moderate, or high unsociability). neutral, not expressed, not applicable

positive sociability (which can include slight, moderate, or high sociability).

Here is the sentence: { }.

Its target is: { }.

In order to assess sociability, try to answer the following questions:

1. What is the degree of sociability towards { } that the author of the text seems to express?
2. Does the author seem to perceive { } as sociable or antisocial? Helpful or unhelpful?

Remember: even if the speaker is explicitly targeting someone else, since the target is { }, your score should be an assessment of perceived sociability trust towards { } only.

You should analyse the meaning, then, based on your analysis, add your rating to a key called "label".

You should provide your label in a JSON object whose key is called "label" and that label only.

O.4.3 Competence

Some context:

Social psychology research has shown that individuals rapidly and subconsciously evaluate others, groups, and even themselves along the dimensions of warmth (W) and competence (C).

Your task is to assess the degree of competence towards a specific target within a sentence.

Competence, in the broader sense, is interchangeable with 'ability' or 'capability'.

Competence can be defined as ability, power, dominance, being in control, importance, having influence, and assertiveness.

Words associated with high competence: hitman, heroic, entrepreneurial, strategies, superman, viper, impunity.

Incompetence can be defined as submissiveness, not being in control of a situation, being controlled or guided by outside factors, or weakness.

Words associated with low competence: bootlicker, talentless, crash landing, bedridden, underfed.

Instructions:

Consider the entire meaning of the sentence before attempting to give the relevant scores.

You will be given a text snippet and a target (group, entity, or individual).

Rate the apparent level of competence that the sentence's author seems to express towards the specified target.

Choose one of these three labels: negative competence (which can include slight, moderate, or high incompetence).

neutral, not expressed, not applicable

positive competence (which can include slight, moderate, or high competence).

Adhere to the literal meaning of competence, which may be "positive" (e.g., a CEO) or "negative" (e.g., a villain or a dictator). Both types are considered competence, regardless of the outcomes.

Here is the sentence: { }.

Its target is: { }.

In order to assess competence, try to answer the following questions:

1. What is the degree of competence towards { } that the author of the text seems to express?
2. Does the author seem to perceive { } in control or out of control? Active or passive? Powerful or weak?

Remember: even if the speaker is explicitly targeting someone else, since the target is { }, your score should be an assessment of the competence towards { } only.

You should analyse the meaning, then, based on your analysis, add your rating to a key called "label".

You should provide your label in a JSON object whose key is called "label" and that label only.

O.5 Coarse-Grained, Few-Shot User Role Messages

O.5.1 Trust

Some context:

Social psychology research has shown that individuals rapidly and subconsciously evaluate others, groups, and even themselves along the dimensions of warmth (W) and competence (C). Recently, psychologists have modelled warmth through two dimensions: trust (T) and sociability (S).

Your task is to assess the degree of trust towards a specific target within a sentence.

The focus in this dimension is on the personal and moral aspect of the target.

High trust can be defined as morality, kindness, sincerity, trustworthiness, and honesty.

Words associated with high trust: charity, mother, compliment, affectionate.

Low trust can be defined as immorality, insincerity, dishonesty, untrustworthiness, dubiousness, and maliciousness.

Words associated with low trust: discredit, bribe, espionage, disinformation, disloyal.

Here are five examples, each containing the text, the target, the score, and the rationale behind the score.

Example 1:

Target: Women

Text: My wife is the most caring person I've ever met ... she's the only woman in a house full of testosterone . She never stops working whether it's at home or being an RN . I cant keep up but I try . She makes me a better person . I'd be lost without her . Oh and she's smoking hot too.

Trust score: positive trust.

Rationale: The author expresses maximum trust in women through his wife as a representative example. He portrays his wife as a trustworthy, dependable, and caring individual who is essential to his well-being ("I'd be lost without her"). The statement "she makes me a better person" implies the author views his wife as having a strong moral character that positively influences him.

Example 2:

Target: US Presidential Candidate Hillary Clinton

Text: Would you wanna be in a long term relationship with some bitch that hides her emails, & lies to your face? Then Dont vote

Trust score: negative trust.

Rationale: The author explicitly portrays Clinton as someone who is fundamentally untrustworthy and cannot be relied upon to tell the truth or be transparent through two direct accusations: "hides her emails" and "lies to your face." With concealment and deception some of the strongest markers of untrustworthiness, the author emphasizes these as core trust violations.

Example 3:

Target: Women

Text: I need feminism because the United States is one of the only countries that doesn't give paid maternity leave.

Trust score: neutral.

Rationale: The author's statement is focused on policy rather than character traits and doesn't make any attributions about women's trustworthiness or morality. This is a policy statement rather than a personal attribution about women's trustworthiness. This should help you distinguish between advocacy/policy statements and personal/characteristic attributions.

Example 4:

Target: Religious people

Text: Could all those who believe in a god please leave. The meeting will now continue for the grown ups only.

Trust score: neutral.

Rationale: The criticism is entirely focused on intellectual maturity rather than character or morality. The author is suggesting that religious people shouldn't participate in this particular discussion. On the other hand, the author doesn't make any claims about religious people's morality, honesty, sincerity, or trustworthiness. There are no accusations of deception, dishonesty, or moral failings.

Example 5:

Target: Women

Text: "when i was 16 i had a folder of " feel good songs " and everyday i would select one and send it to my best friend along with a paragraph of how much they meant to me and why i they should be happy and then i would lay in bed thinking " no i'm not gay this is just what girls do :) ""

Trust score: positive trust.

Rationale: The author attributes sincere, genuine intentions to women through the described behaviors. The daily practice of sending heartfelt messages "about how much they meant to me and why they should be happy" suggests honesty and sincerity in women's relationships. The author portrays women as having good moral intentions in their friendships by genuinely caring about others' wellbeing.

Instructions:

Consider the entire meaning of the sentence before attempting to give the relevant scores.

You will be given a text snippet and a target (group, entity, or individual). Rate the apparent level of trust that the sentence's author seems to express towards the specified target.

Choose one label from these three labels:

positive trust (which can include high, moderate, or slight trust).

neutral, not expressed, not applicable

negative trust (which can include high, moderate, or slight distrust).

Here is the sentence: { }.

Its target is: { }.

In order to assess trust, try to answer the following questions:

1. What is the degree of trust towards { } that the author of the text seems to express?

2. Does the author seem to perceive { } as trustworthy or untrustworthy / moral or immoral / honest or dishonest?

Remember: even if the speaker is explicitly targeting someone else, since the target is { }, your score should be an assessment of the trust towards { } only.

You should analyse the meaning, then, based on your analysis, add your rating to a key called "label".

You should provide your label in a JSON object whose key is called "label" and that label only.

O.5.2 Sociability

Some context:

Social psychology research has shown that individuals rapidly and subconsciously evaluate others, groups, and even themselves along the dimensions of warmth (W) and competence (C).

Recently, have modelled warmth through two dimensions: trust (T) and sociability (S).

Your task is to assess the degree of trust towards a specific target within a sentence.

The focus in this dimension is on the social aspect of the target and its relational impact on others or society as a whole.

High sociability can be defined as friendliness, sociableness, generosity, and helpfulness.

Words associated with high sociability: helpful, intimate, laugh, celebration, reliant, entertain, social club, bestie.

Low sociability can be defined as antisocial behavior, lack of generosity, inconsiderateness, indifference, and unhelpfulness.

Words associated with low sociability: ingrate, abduct, selfish, theft, egomaniacal, pervert.

Here are five examples, each containing the text, the target, the score, and the rationale behind the score.

Example 1:

Target: Women

Text: My wife is the most caring person I've ever met ... she's the only woman in a house full of testosterone . She never stops working whether it's at home or being an RN . I cant keep up but I try . She makes me a better person . I'd be lost without her . Oh and she's smoking hot too.

Sociability score: positive sociability.

Rationale: The text attributes maximum sociability to women through his wife. "Most caring person I've ever met" shows high sociability and interpersonal warmth. He emphasizes how essential her social/emotional qualities are to their family dynamic, particularly in a "house full of testosterone." The statement "whether it's at home or being an RN" suggests helpfulness and generosity both personally and professionally.

Example 2:

Target: US Presidential Candidate Hillary Clinton

Text: Would you wanna be in a long term relationship with some bitch that hides her emails, & lies to your face? Then Dont vote

Sociability score: negative sociability.

Rationale: The derogatory term "bitch" (which is demeaning towards women) and the comparison to an undesirable romantic partner frames Clinton as someone who would be unpleasant to be around or interact with socially. The rhetorical question implies she would be toxic in close social relationships. However, one can view the sociability attack is more about being unpleasant in relationships rather than being completely antisocial or unhelpful in all social contexts, hence a maximum score was not assigned.

Example 3:

Target: Women

Text: I need feminism because the United States is one of the only countries that doesn't give paid maternity leave.

Sociability score: neutral.

Rationale: The author's statement is focused on policy rather than character traits. There is no commentary on women's interpersonal qualities or social behavior. Note: This is a policy statement rather than a personal attribution about women's sociability. This should help you distinguish between advocacy/policy statements and personal/characteristic attributions.

Example 4:

Target: Religious people

Text: Could all those who believe in a god please leave. The meeting will now continue for the grown ups only.

Sociability score: negative sociability.

Rationale: The author portrays religious people as socially incompetent and needing exclusion from adult discourse ("please leave") and says their presence is incompatible with or unwanted in serious adult conversations ("grown ups only"). The order (telling an entire social group to leave) and the dismissive language are extremely exclusionary and socially hostile, resulting in a maximum unsociability score.

Example 5:

Target: Women

Text: when i was 16 i had a folder of "feel good songs" and everyday i would select one and send it to my best friend along with a paragraph of how much they meant to me and why i they should be happy and then i would lay in bed thinking " no i'm not gay this is just what girls do :) "

Sociability score: positive sociability.

Rationale: The text attributes maximum sociability to women. The actions described (sending feel-good songs, writing paragraphs about how much someone means to you, wanting to make someone happy) represent peak social engagement and helpfulness. The phrase "this is just what girls do" frames these highly sociable, caring behaviors as naturally feminine traits and hence portrays women as exceptionally generous with their emotional/social energy.

Instructions:

Consider the entire meaning of the sentence before attempting to give the relevant scores.

You will be given a text snippet and a target (group, entity, or individual).

Rate the apparent level of sociability that the sentence's author seems to express towards the specified target.

Choose one label from these three labels:

negative sociability (which can include slight, moderate, or high unsociability). neutral, not expressed, not applicable

positive sociability (which can include slight, moderate, or high sociability).

Here is the sentence: { }.

Its target is: { }.

In order to assess sociability, try to answer the following questions:

1. What is the degree of sociability towards { } that the author of the text seems to express?

2. Does the author seem to perceive { } as sociable or antisocial? Helpful or unhelpful?

Remember: even if the speaker is explicitly targeting someone else, since the target is { }, your score should be an assessment of perceived sociability trust towards { } only.

You should analyse the meaning, then, based on your analysis, add your rating to a key called "label".

You should provide your label in a JSON object whose key is called "label" and that label only.

O.5.3 Competence

Some context:

Social psychology research has shown that individuals rapidly and subconsciously evaluate others, groups, and even themselves along the dimensions of warmth (W) and competence (C).

Your task is to assess the degree of competence towards a specific target within a sentence.

Competence, in the broader sense, is interchangeable with 'ability' or 'capability'. Competence can be defined as ability, power, dominance, being in control, importance, having influence, and assertiveness.

Words associated with high competence: hitman, heroic, entrepreneurship, strategies, superman, viper, impunity.

Incompetence can be defined as submissiveness,

not being in control of a situation, being controlled or guided by outside factors, or weakness.

Words associated with low competence: bootlicker, talentless, crash landing, bedridden, underfed.

Here are five examples, each containing the text, the target, the score, and the rationale behind the score.

Example 1:

Target: Women

Text: "My wife is the most caring person I've ever met ... she's the only woman in a house full of testosterone . She never stops working whether it's at home or being an RN . I cant keep up but I try . She makes me a better person . I'd be lost without her . Oh and she's smoking hot too."

Competence score: positive competence.

Rationale: The author says that his wife "never stops working" in the context of her role as an RN (registered nurse) and as a mother, which suggests multitasking, capability, and professional competence. "I can't keep up but I try" indicates a highly active and energetic individual.

Example 2:

Target: Hillary Clinton

Text: "Would you wanna be in a long term relationship with some bitch that hides her emails, & lies to your face? Then Dont vote

Competence score: positive competence.

Rationale: Despite the author implying that Clinton is manipulative and dishonest, the author's phrasing doesn't suggest that she's powerless or ineffective, as the negative behaviors described (concealment and deception) require some degree of agency and planning. The author suggests that Clinton is being deliberate in her ("negative") performance and active in her ("negative") effects, leading to a moderately high score in the competence dimension.

Example 3:

Target: Women

Text: I need feminism because the United States is one of the only countries that doesn't give paid maternity leave.

Competence score: neutral.

Rationale: The statement implies that women deserve certain rights/benefits, but it doesn't directly attribute dominance or control to women. The statement doesn't characterize women as active, powerful, passive, or weak. The author is advocating for institutional change (paid maternity leave) rather

than making claims about women's power or capabilities. This is a policy statement rather than a personal attribution about women's competence. This should help you distinguish between advocacy/policy statements and personal/characteristic attributions.

Example 4:

Target: Religious people

Text: Could all those who believe in a god please leave. The meeting will now continue for the grown ups only.

Competence score: negative competence.

Rationale: Religious people are portrayed as needing to be excluded from decision-making processes, suggesting they lack the authority or standing or cognitive abilities to participate in important discussions. Additionally, the "grown ups only" framing explicitly characterizes religious people as childlike, passive, and intellectually weak (i.e., subordinates to "grown ups"). This is a direct attack on their mental capacity and maturity, which are core competence attributes.

Example 5:

Target: Women

Text: What the fuck do women even do? I mean seriously they're just useless other than sex. #womensrights #Feminist

Competence score: negative competence.

Rationale: The text explicitly depicts women as "useless" and valuable only for sex, which strips them of any functional, intellectual, or productive role. This framing directly denies women competence by asserting they contribute nothing meaningful beyond sexual utility. By reducing women to a single, degrading function and questioning what they "even do," the statement portrays them as incapable, unskilled, and lacking agency or intelligence. The insult is categorical and absolute, leaving no room for individual variation, which aligns with a high incompetence attribution rather than a mild or ambiguous one.

Instructions:

Consider the entire meaning of the sentence before attempting to give the relevant scores.

You will be given a text snippet and a target (group, entity, or individual).

Rate the apparent level of competence that the sentence's author seems to express towards the specified target.

Choose one of these three labels: negative compe-

tence (which can include slight, moderate, or high incompetence). neutral, not expressed, not applicable

positive competence (which can include slight, moderate, or high competence).

Adhere to the literal meaning of competence, which may be "positive" (e.g., a CEO) or "negative" (e.g., a villain or a dictator). Both types are considered competence, regardless of the outcomes.

Here is the sentence: { }.

Its target is: { }.

In order to assess competence, try to answer the following questions:

1. What is the degree of competence towards { } that the author of the text seems to express?
2. Does the author seem to perceive { } in control or out of control? Active or passive? Powerful or weak?

Remember: even if the speaker is explicitly targeting someone else, since the target is { }, your score should be an assessment of the competence towards { } only. You should analyse the meaning, then, based on your analysis, add your rating to a key called "label".

You should provide your label in a JSON object whose key is called "label" and that label only. Do not return your rationale.

P Postprocessing of LLM output

A post-processing program was written to tidy up the raw outputs produced by the LLMs so they could be stored and analyzed consistently. Since the models' responses were sometimes messy (sometimes wrapped in code blocks or containing broken JSON formatting), the script first stripped away any extra symbols and fixed escape characters.

The Gemma post-processing code is simple. It removes any code-block markers, fixes stray backslashes that could break JSON formatting, and then directly tries to load the response as a JSON dictionary.

For Qwen, the program attempted two different ways to read the text, as the output was a bit more complicated. First, a quick method using regular expressions to pick out the reason and label, and second, a backup method that repaired the text and reloaded it as proper JSON. Both methods pro-

Score	Gemma Count	Qwen Count
-3	728	1088
-2	934	864
-1	1348	88
0	245	1496
1	241	330
2	954	660
3	449	373

Table 21: The distribution of fine-grained scores in the outputs of both LLMs.

duced a clean pair of fields that could be added directly to the results table.

The GPT-4o model showed almost complete adherence to the labels provided to it in the prompt, while the GPT-4o-mini results required similar postprocessing.

The script also standardizes the wording of the labels. Many LLM-produced responses like “not expressed” or “not applicable” were all converted to “neutral”, and similar labels such as “low trust” were converted to “high distrust.” Other examples include “low sociability” and “low unsociability”, both converted to “high unsociability,” and various neutral phrases such as “neutral”, “neutral, not applicable”, and “neutral, not expressed, etc.” are simplified to “neutral.”

Q More on the LLM Results

Tables 21 and 22 show the distribution of the labels in the outputs of Gemma and Qwen, after the postprocessing of their output was completed. (The postprocessing procedure is described in further detail in Appendix P.) They show that Gemma is heavy on mild-to-moderate negatives, and with barely any neutral scores, while the majority of Qwen’s output was neutral scores, followed by extreme negatives more than moderate and especially mild negatives.

The results also show that the distribution of Gemma’s coarse labels closely resemble those of humans (shown in Table 2), while Qwen is much more neutral overall and less positive than Gemma in absolute terms. Overall, Gemma’s performance can be described as more decisive, while Qwen’s is more cautious due to defaulting to the neutral often.

Category	Gemma Count	Qwen Count
low	3010	2040
neutral	245	1496
high	1644	1363

Table 22: The distribution of LLM outputs when transformed into coarse labels.