

# FIXTURIZE: Bridging the Fixture Gap in Test Generation

PENGYU XUE\*, Shandong University, China

CHENGYI WANG\*, Shandong University, China

ZHEN YANG†, Shandong University, China

XIAPU LUO, The Hong Kong Polytechnic University, China

YUXUAN ZHANG, Shandong University, China

XIRAN LYU, Shandong University, China

YIFEI PEI, Shandong University, China

ZONGHAN JIA, Shandong University, China

YICHEN SUN, Henan University, China

LINHAO WU, Shandong University, China

KUNWU ZHENG, Shandong University, China

Current Large Language Models (LLMs) have advanced automated unit test generation but face a critical limitation: they often neglect to construct the necessary test fixtures, which are the environmental setups required for a test to run. To bridge this gap, this paper proposes FIXTURIZE, a diagnostic framework that proactively identifies fixture-dependent functions and synthesizes test fixtures accordingly through an iterative, feedback-driven process, thereby improving the quality of auto-generated test suites of existing approaches. For rigorous evaluation, the authors introduce FixtureEval, a dedicated benchmark comprising 600 curated functions across two Programming Languages (PLs), i.e., Python and Java, with explicit fixture dependency labels, enabling both the corresponding classification and generation tasks.

Empirical results demonstrate that FIXTURIZE is highly effective, achieving 88.38%–97.00% accuracy across benchmarks in identifying the dependence of test fixtures and significantly enhancing the Suite PaSs rate (SuitePS) by 18.03%–42.86% on average across both PLs with the auto-generated fixtures. Owing to the maintenance of test fixtures, FIXTURIZE further improves line/branch coverage when integrated with existing testing tools of both LLM-based and Search-based by 16.85%/24.08% and 31.54%/119.66% on average, respectively. The findings establish fixture awareness as an essential, missing component in modern auto-testing pipelines.

CCS Concepts: • **Software and its engineering** → **Software verification and validation**.

\*These authors contributed equally to this work.

†Corresponding author.

Authors' Contact Information: [Pengyu Xue](mailto:xuepengyu@mail.sdu.edu.cn), xuepengyu@mail.sdu.edu.cn, Shandong University, Qingdao, Shandong, China; [Chengyi Wang](mailto:cy.w@mail.sdu.edu.cn), cy.w@mail.sdu.edu.cn, Shandong University, Qingdao, Shandong, China; [Zhen Yang](mailto:zhenyang@sdu.edu.cn), zhenyang@sdu.edu.cn, Shandong University, Qingdao, Shandong, China; [Xiapu Luo](mailto:csxluo@comp.polyu.edu.hk), csxluo@comp.polyu.edu.hk, The Hong Kong Polytechnic University, Hong Kong, China; [Yuxuan Zhang](mailto:yx.zhang@mail.sdu.edu.cn), yx.zhang@mail.sdu.edu.cn, Shandong University, Qingdao, Shandong, China; [Xiran Lyu](mailto:xiranlyu@mail.sdu.edu.cn), xiranlyu@mail.sdu.edu.cn, Shandong University, Qingdao, Shandong, China; [Yifei Pei](mailto:peiyifei@mail.sdu.edu.cn), peiyifei@mail.sdu.edu.cn, Shandong University, Qingdao, Shandong, China; [Zonghan Jia](mailto:zonghj@mail.sdu.edu.cn), zonghj@mail.sdu.edu.cn, Shandong University, Qingdao, Shandong, China; [Yichen Sun](mailto:yichensun050117@gmail.com), yichensun050117@gmail.com, Henan University, Zhengzhou, Henan, China; [Linhao Wu](mailto:wulinhao@mail.sdu.edu.cn), wulinhao@mail.sdu.edu.cn, Shandong University, Qingdao, Shandong, China; [Kunwu Zheng](mailto:Xiaozhengsd2022@mail.sdu.edu.cn), Xiaozhengsd2022@mail.sdu.edu.cn, Shandong University, Qingdao, Shandong, China.

Permission to make digital or hard copies of all or part of this work for personal or classroom use is granted without fee provided that copies are not made or distributed for profit or commercial advantage and that copies bear this notice and the full citation on the first page. Copyrights for components of this work owned by others than the author(s) must be honored. Abstracting with credit is permitted. To copy otherwise, or republish, to post on servers or to redistribute to lists, requires prior specific permission and/or a fee. Request permissions from [permissions@acm.org](mailto:permissions@acm.org).

© 2025 Copyright held by the owner/author(s). Publication rights licensed to ACM.

ACM 1557-735X/2025/8-ART111

<https://doi.org/XXXXXXX.XXXXXXX>

Additional Key Words and Phrases: Test Generation, Test Fixture, Large Language Models, Software Testing, Benchmark

### ACM Reference Format:

Pengyu Xue, Chengyi Wang, Zhen Yang, Xiapu Luo, Yuxuan Zhang, Xiran Lyu, Yifei Pei, Zonghan Jia, Yichen Sun, Linhao Wu, and Kunwu Zheng. 2025. FIXTURIZE: Bridging the Fixture Gap in Test Generation. *J. ACM* 37, 4, Article 111 (August 2025), 30 pages. <https://doi.org/XXXXXXX.XXXXXXX>

## 1 Introduction

Automated Unit Test Generation is a long-standing challenge in software engineering [67], aiming to generate effective tests that uncover potential faults and achieve high structural coverage [64]. A typical unit test follows the *Arrange-Act-Assert* pattern [43, 77], where the *Arrange* phase prepares the preconditions for execution, the *Act* phase performs the operation under test, and the *Assert* phase verifies the outcomes. With the rapid development of automated software testing, significant progress has been achieved in automating the *Act* and *Assert* phases [11, 74, 82]. Existing approaches can now synthesize semantically meaningful inputs [39], generate high-quality assertions [62, 75], and even infer the behavioral intent of functions [1, 37]. However, the *Arrange* phase, which involves constructing the test fixture, remains largely unsolved. Regardless of traditional or LLM-based approaches, they treat test fixtures as trivial or implicitly available, assuming that once the code and parameters are known, the test can be executed [53, 59]. In reality, this assumption breaks down when the function relies on non-trivial environmental states, thus significantly constraining the practical applicability of State-Of-The-Art (SOTA) test generation [79, 86].

To illustrate this limitation, consider the function `api_example` which uses `aiohttp` to perform network requests. As shown in Figure 1, testing this function necessitates a specific execution context where the network session is properly mocked to simulate asynchronous behavior. We classify such functions as *fixture-dependent*. Traditional SBST tools such as `PYNGUIN` fail as they cannot handle Python coroutines and crash immediately upon encountering the keyword `async`. Besides, LLM-based tools such as `COVERUP` attempt to generate a mock but struggle with the intricacies of the asynchronous context manager protocol. Specifically, `COVERUP` incorrectly mocks `session.post` to return a `Future` object directly, failing to implement the required `__aenter__` and `__aexit__` methods. Consequently, when the code executes, it triggers a `TypeError` because the mock object does not support the asynchronous context manager protocol. An expected way in practice is: Firstly, identifying whether a test fixture is needed by `api_example`. If needed, generate test fixtures to simulate the external dependency's behavior and state. Our proposed approach, `Fixtureize`, realizes this by correctly identifying the fixture dependency and synthesizing a `MagicMock` that explicitly implements the asynchronous protocol in the `setup` function as a test fixture, enabling successful execution. This stands in contrast to fixture-independent functions such as `max(a, b)`, which only require direct numerical parameters as inputs. Hence, a fundamental limitation persists in automated test generation: current SOTA algorithms, including both LLM-based and traditional techniques, cannot autonomously construct and manage these complex execution environments.

To address the above limitation, we propose `FIXTURIZE`, an automated approach for fixture dependence identification and corresponding test generation. It treats fixture construction as a proactive diagnostic process with a three-stage structured pipeline. (1) The first stage identifies whether a focal method is fixture-dependent by evaluating whether it can be correctly invoked through a single-line function call without prior setup. If so, the focal method will be routed to direct test case generation. Otherwise, we deem it as fixture-dependent and ship it to the follow-up stages. A preliminary classification for fixture dependence is critical because generating unnecessary fixtures for fixture-independent test suites will probably induce extra unexpected mistakes without

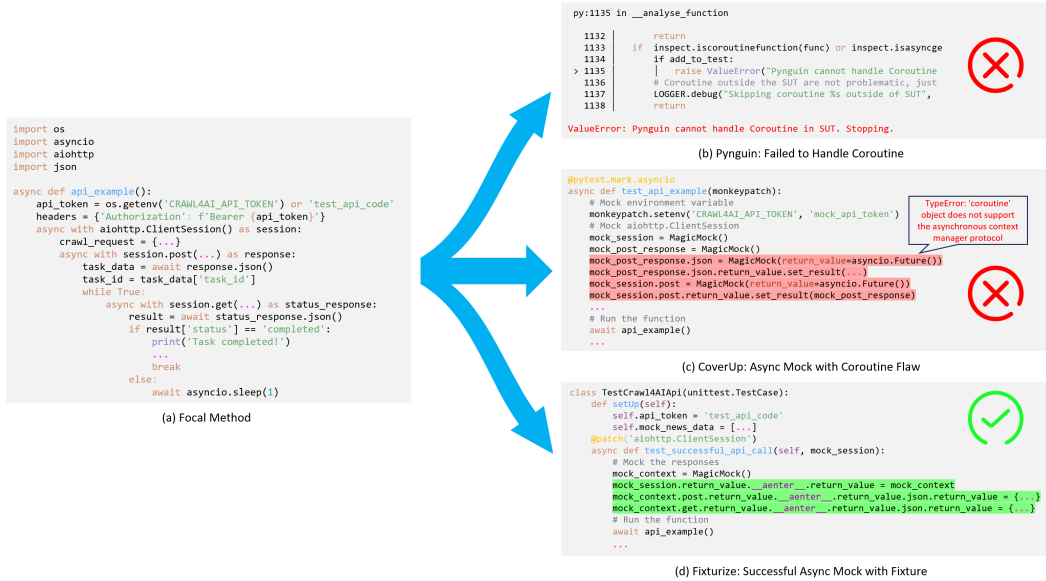


Fig. 1. Illustration of the Fixture Gap and the Solution by FIXTURIZE.

any benefits. (2) In the second stage, FIXTURIZE unlocks the restriction of single-line function calls and generates executable invocation examples for fixture-dependent functions through iterative refinement, guided by runtime feedback and adaptive hints. (3) Finally, FIXTURIZE harnesses the above invocation example to guide an LLM to synthesize test suites that incorporate complete fixtures, thereby ensuring the correctness of their test generation.

For systematic evaluation of our framework, we construct FixtureEval, the first benchmark explicitly designed to measure fixture reasoning in test generation. FixtureEval is composed of three subsets, namely FixtureEval<sub>G</sub>, FixtureEval<sub>L</sub>, and FixtureEval<sub>J</sub>. FixtureEval<sub>G</sub> contains code samples written in Python drawn from popular GitHub repositories, while FixtureEval<sub>L</sub> complements manually implemented leakage-free Python samples to prevent data contamination. Besides, code samples in FixtureEval<sub>J</sub> are also crawled from GitHub repositories, but are written in Java for cross-language examination. Each subset contains 200 code samples, where 100 samples are fixture-dependent, while the other 100 are fixture-independent, thereby enabling a dual evaluation on both classification and generation capability. Experimental results demonstrate that FIXTURIZE is highly effective in addressing the fixture gap. It achieves an 88.38%–97.00% accuracy in classifying fixture dependency, outperforming a direct LLM classification by 16.56%–33.08% on average across all subsets of FixtureEval. In terms of overall performance on FixtureEval, FIXTURIZE significantly improves the Case PaSs rate (CasePS) by 10.71%–15.98%, Suite PaSs rate (SuitePS) by 18.03%–42.86% on average across both PLs against direct LLM prompting. More importantly, when integrated as a key diagnostic component with SOTA test generators, e.g., the LLM-based COVERUP and the search-based PYNGUIN, FIXTURIZE exhibits strong enabling capabilities. Across FixtureEval<sub>G</sub> and FixtureEval<sub>L</sub>, it improves COVERUP's SuitePS on average by 8.51% and further enhances its line and branch coverage by 16.85% and 24.08% owing to the maintenance test fixtures. As for the search-based PYNGUIN, FIXTURIZE also on average boosts its line and branch coverage by 31.54% and 119.66%, respectively.

In summary, this study makes the following contributions:

- Introduction of FIXTURIZE, an automated approach for fixture dependence identification and corresponding test generation, to bridge the fixture gap in existing test generation tools.
- Establishment of FixtureEval, the first dedicated benchmark for evaluating fixture dependence detection and fixture-dependent test generation across both statically- and dynamically-typed PLs, as well as a leakage-free version.
- Comprehensive evaluation across overall performance, ablation study, classification performance, integration with existing approaches, and cross-language generalization, empirically demonstrating the effectiveness of FIXTURIZE.

## 2 Related Work

### 2.1 Test Fixtures in Automated Testing

Test fixtures define the controlled environment necessary for unit tests, including object initialization, dependency configuration, and the setup of external resources such as files, databases, or network services [43, 55, 57]. Proper fixture design is critical for test reliability and maintainability, as complex or environment-dependent setups can lead to flaky or non-executable tests [54, 68]. While modern testing frameworks provide structured setup and teardown mechanisms to standardize fixture handling [23, 51], automated test generation tools typically do not handle fixture construction themselves, implicitly assuming that the required fixtures already exist and lacking the capability to create or manage them [15, 35]. This limitation restricts the applicability of existing testing tools in practice and developers have to manually write fixture code before or after test generation, reducing the promised benefits of automation.

### 2.2 Automated Test Generation

Authoring high-quality tests is time-consuming. Daka et al. [14] revealed that developers, on average, spend 15% of their time in test writing. Therefore, a wide range of automated testing tools, aiming to reduce the manual effort required for crafting test cases while uncovering potential software bugs [34, 45, 46], have been developed in recent years.

**Traditional Approaches.** Traditional automated approaches, such as Search-Based Software Testing (SBST) [29, 42], symbolic execution [10, 33], and fuzz testing [22, 89], transform test generation into a testing input optimization problem towards improving testing coverage, mainly focusing on the *Act* phase. For example, EvoSuite [23] and PyGuan [39] are two typical SBST tools using evolutionary algorithms to automatically create test suites that maximize testing coverage. KLEE [10] and DART [27] are automated test generation tools based on symbolic execution and constraint solving, but employ distinct strategies. The former reasons abstractly about all paths, while the latter adopts concrete runs with targeted symbolic analysis. In addition, AFL++ [22], as a community-powered fuzzing tool, operates on a genetic algorithm principle, where it automatically mutates input seeds and retains only those that trigger new code coverage in the focal methods, enabling it to efficiently explore deeper and more complex execution paths. However, their optimization algorithms are independent of the semantics of focal methods, making them incapable of handling complex environment setups (i.e., *Arrange* phase) for running a test [24, 25].

**Neural-based Approaches.** Earlier works focus on the *Assert* phase only, aiming to generate meaningful assert statements for test methods. For example, ATLAS [75] for the first time employs a Neural Machine Translation (NMT)-based approach for assertion generation. Follow-up studies, such as [84], incorporate information retrieval into the model learning process for performance augmentation. With the development of deep learning, subsequent works gradually cover both the *Act* and *Assert* phases in the automated testing area, such as ATHENATEST [70], A3TEST [2], and TeCo [50], started to utilize pre-training and supervised fine-tuning techniques to establish the test case

generation capability of transformer models. Despite some success, training resources and model scales restrict their practical value compared with LLMs that carry powerful text-reasoning ability while bypassing fine-tuning. Consequently, numerous LLM-based test case generation approaches emerge [15, 30, 38, 49]. TESTPOLIT [61] exploits the signature and implementation of focal methods, along with their usage examples extracted from documentation, to guide Codex to generate tests for npm packages. CHATTESTER [85], CHATUNITEST [11], and TESTFORGE [32] typically leverage iterative repair to augment the testing quality. MUTAP [15] exerts mutant testing to rectify unintended behaviors of test oracles in LLM-generated test cases. TRICKCATCHER [36] combined LLMs and differential testing to generate fault-revealing tests for plausible programs. With the deepening of research, a series of works treat testing coverage as one of the most emphasized indicators and contribute substantial efforts. HITS [74] employs program slicing to simplify focal methods, thereby increasing testing coverage. INTUT [47] utilizes explicit branch-level test intentions to guide LLMs for coverage boosting. Besides, SYMPROMPT [58] and COVERUP [6] both introduce static analysis to the LLM-powered test generation to improve testing coverage, but the latter's testing optimization is guided by coverage measurements, which is more direct and empirically effective. Nonetheless, for setup failures that occur in the *Arrange* phase, most approaches mentioned above treat them as generic errors, lacking proactive diagnostics and targeted fixing solutions. For example, one of the SOTA approaches, namely COVERUP, only fixes less than 40% of fixture-related errors on average with its generic repair mechanism according to our experiments. Hence, generating high-quality tests for fixture-dependent functions remains a widespread blind spot for investigation till now.

**Hybrid Approaches.** To fully combine the code generation ability of LLMs and testing concepts of traditional approaches, lots of hybrid approaches have emerged in recent years. CODAMOSA [35] improves SBST-based testing tools, e.g., PYNGUIN, by applying LLMs to generate tests for further mutating when the evolutionary algorithm reaches a fitness plateau. TITANFUZZ [17] makes the fuzzing protocol feasible in deep-learning framework testing via instructing LLMs to generate seed programs. In addition, they further proposed FUZZ4ALL to extend this idea to as many as nine software systems in six PLs for LLM-based fuzz testing [78]. Although the aforementioned hybrid approaches are effective in their application areas, they follow the concepts of traditional testing tools, thus leaving the fixture gap still unresolved.

### 3 Approach

In this section, we elaborate on the methodology and design motivations of FIXTURIZE.

#### 3.1 Overview

Figure 2 presents an overview of FIXTURIZE's workflow, which accepts a focal method as input and outputs the corresponding test suite. Overall, FIXTURIZE contains three main components: (1) The first stage, namely Invocation-Based Classification (IBC), identifies whether a focal method is fixture-dependent by evaluating whether it can be correctly invoked through a single-line function call without prior setup. If so, the focal method is outside the scope of FIXTURIZE and will be routed to other approaches for handling. Otherwise, FIXTURIZE deems it as fixture-dependent and ships it to the follow-up stages. A preliminary classification for fixture dependence is critical because generating unnecessary fixtures for fixture-independent test suites will probably induce extra unexpected mistakes without any benefits. (2) In the second stage, i.e., Executable Invocation Construction (EIC), FIXTURIZE unlocks the restriction of single-line calls and generates executable invocations for fixture-dependent functions through iterative refinement, guided by runtime feedback and adaptive hints. This is to provide usage exemplars for the subsequent test generation, such as necessary external dependencies and parameter configurations. (3) Finally, in the Unit Test Generation (UTG)

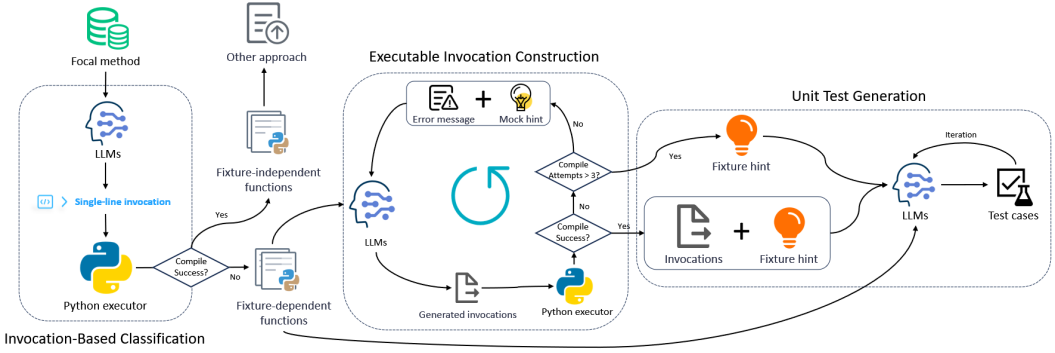


Fig. 2. Workflow of FIXTURIZE

stage, FIXTURIZE harnesses the above invocation example to guide an LLM to synthesize test suites that incorporate complete fixtures, thereby ensuring the correctness of their test generation.

### 3.2 Step 1: Invocation-Based Classification (IBC)

The initial step of FIXTURIZE involves categorizing functions as fixture-dependent or -independent, a crucial prerequisite for subsequent targeted test generation. However, accurately identifying fixture-dependent functions is inherently challenging. This difficulty stems from the fact that fixture dependency lacks deterministic surface patterns, which stands in stark contrast to more straightforward code properties, such as the use of third-party libraries. For these simpler properties, the classification task is relatively easy and can be reliably addressed using rule-based techniques such as regular expressions. Figure 3 presents two examples to illustrate this challenge. As shown in panel (a), the function `transform_sales_records` is fixture-independent, as it operates solely on its input parameters and requires no test setup beyond providing in-memory data. In contrast, panel (b) depicts the function `generate_sales_report`, which is fixture-dependent because it must access a file specified by `input_path`. This environmental constraint cannot be ascertained by static analysis alone. Notably, both functions import the same library and exhibit highly similar implementations, making rule-based discrimination between them infeasible. Therefore, distinguishing the dependence of test fixtures needs a semantic understanding of focal methods.

A straightforward workaround is feeding focal methods to LLMs for fixture dependence reasoning. However, as stated by Gendron et al. [26], such abstract reasoning ability of current LLMs is flawed, making the direct output not convincing in theory. To improve the classification confidence, we reviewed a large number of code samples and found that the critical distinction between fixture-dependent and fixture-independent functions hinges on whether a function can be successfully invoked strictly through parameter passing within a single line, devoid of prior state setup. Hence, rather than dictating LLMs to directly respond a result, we instruct LLMs to generate a single-line invocation for the focal method and assume that if the generated single-line invocation is valid and runnable, the function tends to be fixture-independent; otherwise, it requires setup and is fixture-dependent. We use a simple example below to illustrate the so-called single-line invocation. As depicted in Figure 4, a valid invocation of the function in panel (a) requires instantiating a `dataclass` object first and subsequently passing this instance as an argument. The code snippet in panel (b) is a standard single-line invocation. However, it fails as it cannot encapsulate the class definition and object instantiation together into the parameter passing. In contrast, the invocation in panel (c) is successful because the necessary preparation has been configured in advance, but



```

1 def transform_sales_records(sales_records: List[Dict[str, Any]]) ->
  List[Dict[str, Any]]:
2     processed_df = pd.DataFrame(sales_records)
3     #...
4     result_df = processed_df.sort_values(by='total_value', ascending=
      False)
5     return result_df.to_dict('records')

```

(a) The Fixture-Independent Function

```

1 def generate_sales_report(input_path: str, output_path: str) -> None:
2     processed_df = pd.read_csv(input_path)
3     #...
4     result = processed_df.sort_values(by='total_value', ascending=
      False)
5     result.to_csv(output_path, index=False)

```

(b) The Fixture-Dependent Function

Fig. 3. A Comparative Example of Fixture-Dependent and Fixture-Independent Functions

```

from dataclasses import fields

def get_dataclass_fields(dataclass_instance):
    try:
        return [(field.name, field.type) for
            field in fields(dataclass_instance)]
    except Exception as e:
        raise ValueError(f"Error: {e}")

```

(a) A Fixture-Dependent Function

```

get_dataclass_fields(ExampleDataClass())

```

✗ NameError: name 'ExampleDataClass' is not defined

(b) Single-line Invocation and Error Message

```

@dataclass
class SampleDataClass:
    name: str
    age: int

sample_instance =
SampleDataClass(name="Alice", age=30)
get_dataclass_fields(sample_instance)

```

(c) Multiline Invocation

Fig. 4. A Fixture-Dependent Function Cannot be Called Through Single-Line Invocations

violates the single-line invocation criterion. Thus, the focal method `get_dataclass_field` is classified as fixture-dependent in practice.

Building on this insight, we design an exclusive prompt for single-line invocation generation in Figure 5, comprising four components: (1) Task Instructions (Blue) that define the objective; (2) Code Context (Red) providing the focal method information; (3) Formatting Examples (Purple) to constrain output style; and (4) Output Constraints (Green) to ensure executability. Crucially, the Output Constraints section defines a Python execution block where the generated single-line invocation is injected into a specific placeholder (i.e., “#the single-line function invocation example here”). The generated program is subsequently executed, allowing us to use the runtime return value as the definitive criterion for classification. As empirically validated in Section 6.3, IBC provides a robust foundation for identifying fixture-dependent functions, ensuring the reliability of our subsequent generation pipeline.

### 3.3 Step 2: Executable Invocation Construction (EIC)

Upon identifying fixture-dependent functions, the subsequent challenge lies in constructing the requisite execution environments. While directly generating test fixtures is complex, we observe that an executable function invocation already provides illustrations for a well-configured environment. For example, panel (c) in Figure 4 presents an executable invocation for the fixture-dependent function `get_dataclass_fields`, and the required class, i.e., `SampleDataClass`, has been defined

Prompt : Guiding the LLM to generate single-line invocations.

```
Generate a minimal one-line function invocation example based on the given Python code.
code: {code}
The output must follow the two examples:
1.Generate a minimal one-line function invocation example based on the given Python code.
  code:{example code1}
  output:{single-line invocation1}
2.Generate a minimal one-line function invocation example based on the given Python code.
  code:{example code2}
  output:{single-line invocation2}
Note that the output must be exactly one single-line function invocation, because it will be
used in this framework:
```python
if __name__ == "__main__":
    try:
        #the single-line function invocation example here
    except Exception as e:
        print(e)
        exit(1)
...

```

Fig. 5. Prompt Used in the Classification Component

and instantiated for parameter passing. Driven by this insight, this step focuses on generating executable invocations, which are self-contained code snippets that encapsulate both the necessary setup logic (e.g., initializing objects, mocking services) and the function call itself, thereby acting as an exemplar for the follow-up test generation.

However, constructing such invocations presents a significant challenge when functions rely on external ecosystems. In practice, fixture-dependent functions often interact with external services that are absent in the isolated test environment, rendering direct execution unfeasible. Figure 7 illustrates this issue: the function's implementation is contingent upon an active Elasticsearch service [19]. Without this external dependency, a standard invocation attempt inevitably leads to execution failure. To address this, we employ mocking to simulate these external interactions. Nevertheless, we apply this technique judiciously, as prior studies warn that indiscriminate mocking can lead to overfitting and test brittleness, thereby diminishing the suite's resilience to subsequent focal methods modifications [63, 88]. Balancing these trade-offs, we adopt the criteria established by Spadini et al. [66] to govern the injection of mocks. Specifically, *FIXTURIZE* strategically restricts mocking to three categories: web links or services, databases, and external dependencies.

To realize the above methodology, we design an iterative refinement paradigm driven by execution feedback, as operationalized by the prompt structure in Figure 6: (1) Initial Prompt: The prompt begins by providing the source function code and explicitly instructing the LLM to generate an executable function invocation example. (2) Feedback Injection: If a previous attempt fails, the prompt is augmented with the previously generated code and its corresponding error message. (3) Mock Hint: Crucially, to handle environmental constraints, we inject a conditional mock hint. This instructs the LLM to introduce `unittest.mock` if the error indicates an environmental dependency failure. This validate-and-fix loop repeats for a maximum of three iterations. If the LLM fails to converge on an executable invocation within this limit, the system terminates the process for the current function. Figure 7 presents examples of LLM-generated invocations for a fixture-dependent function `bulk_csv_to_elasticsearch`. Panel (a) illustrates the fixture-dependent function. Panel (b) displays the initial erroneous invocation, whereas panel (c) shows the final corrected invocation.



Prompt : Guiding the LLM to generate executable invocations.

[Initial prompt:]

Generate an executable function invocation example for the following Python function. Given that the function is already provided before the invocation, do not show or import the function code.

Function code:{original\_code}

[If a previous attempt failed, append the following block:]

Previous attempt (generated by you):

{previous\_attempt}

Execution result:

{error\_message}

If this error is caused by web link or services, database, or external dependencies, then introduce the mock method in the next instance generation. If not, there's no need for a mock. If necessary, use 'from unittest import mock' uniformly.

Based on that, please generate a corrected invocation, and ensure all required imports and context are included.

Fig. 6. Prompt Template for Execution Feedback

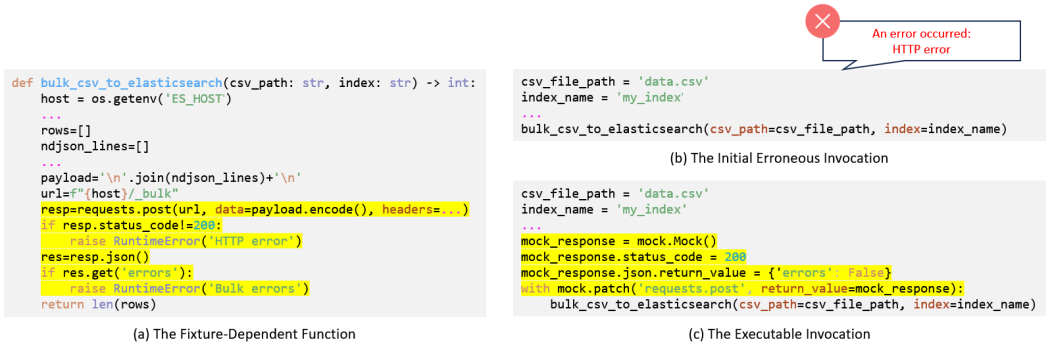


Fig. 7. An Iterative Remediation Example of EIC

The code highlighted in yellow in panel (a) indicates the segment responsible for the failure of the initial invocation in panel (b), with the corresponding corrections presented in panels (c). Initially, the LLM attempts a direct invocation. Although it correctly handles file system prerequisites, it fails to account for the active Elasticsearch service, resulting in an HTTP connection error. Because this network-related failure meets our mocking criteria, the LLM successfully generates the corrected invocation using `unittest.mock` to simulate the external service, as shown in panel (c).

### 3.4 Step 3: Unit Test Generation (UTG)

Building on the outputs of EIC, this final step generates the complete unit test suite. To maximize generation quality, FIXTURIZE employs an adaptive prompting strategy that dynamically configures the LLM's instructions based on whether an executable invocation was successfully generated in the previous step. Figure 8 illustrates this division. The blue segments denote shared instructions that ground the generation in the provided source code, the red segment injects the successfully generated invocation as a reference, and the green segments explicitly mandate fixture construction.

To ensure the generated tests are structural and readable, we adopt the `unittest` framework from the Python standard library [7]. Furthermore, we direct the LLM to generate five distinct test cases

### Prompt 1: Generating test cases with an invocation exemplar.

Based on the following code, please use 'unittest' to generate a Python test suite that includes 5 test cases. Import each focal method from the specified file using the syntax: 'from {base\_name} import <func1>, <func2>...'.  
code: {code}  
Here is its invocation example:  
{invocation\_example}  
This can help you generate the test fixture section.

### Prompt 2: Generating test cases without invocation exemplars.

Based on the following code, please use 'unittest' to generate a Python test suite that includes 5 test cases. Import each focal method from the specified file using the syntax: 'from {base\_name} import <func1>, <func2>...'.  
code: {code}  
Ensure the presence of the test fixture in the test suite.

Fig. 8. Adaptive Prompting Strategy of FIXTURIZE

per function. This design aligns with the cov@5 configuration introduced in TESTEVAL [72], where empirical evidence indicates that five test cases achieve substantial improvements in both coverage and diversity, with diminishing returns observed beyond this threshold. Furthermore, to mitigate import hallucinations caused by incomplete context, as noted by Yang et al. [83], we explicitly prescribe the use of a structured import format: `from {base_name} import <func1>, <func2>...`. This constraint serves to reduce syntactic and path-related errors in the generated code. In addition to the base prompt for unit test generation, we provide differentiated instructions depending on whether the invocation of the function is successfully generated in EIC. Crucially, for functions with pre-verified invocations, Prompt 1 leverages them as concrete examples to guide fixture setup; for others, Prompt 2 explicitly directs the LLM to generate appropriate test fixtures from scratch.

Beyond initial generation, we incorporate execution feedback (e.g., error messages) as an additional mechanism to iteratively refine the generated test cases. Such feedback-driven approaches have demonstrated strong effectiveness in recent approaches, including COVERUP [6], TestART [28], GenX [71], Mokav [21] and so on. As illustrated in Figure 9, when a generated test fails, the system constructs a remedial prompt containing the original function code, the failing test, and the specific error message. The blue section clarifies the repair objective, the red section provides the error context, and the green section constrains the output format to facilitate automated extraction [6]. To balance computational cost with generation quality, we limit this process to a single-iteration refinement. If the revised test still fails after this attempt, the system discards it and proceeds to the next candidate, effectively filtering out persistent failures while correcting transient errors. Through this carefully designed prompt structure, augmented with execution feedback, we effectively guide the LLM to generate high-quality and contextually appropriate test cases.

## 4 Benchmark: FixtureEval

Existing benchmarks for test case generation [39, 73] do not annotate or distinguish between fixture-dependent and -independent functions. However, this distinction is essential for a comprehensive evaluation of FIXTURIZE. On one hand, FIXTURIZE must correctly identify which functions rely on fixtures; on the other hand, only after isolating these fixture-dependent functions can we meaningfully assess its ability to generate the corresponding tests with fixtures. Since no existing

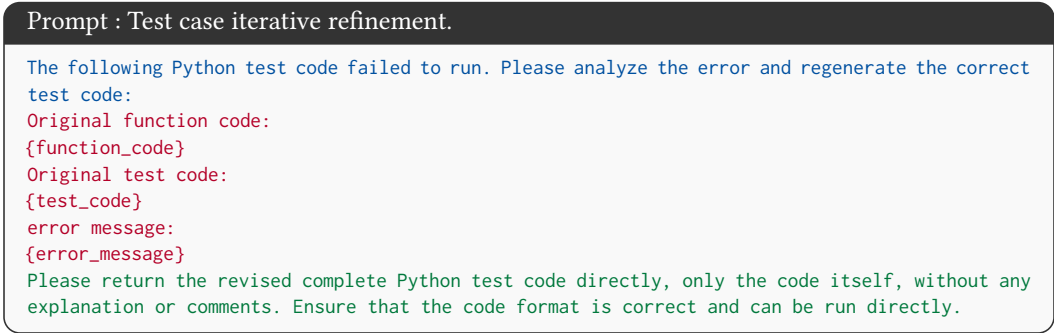


Fig. 9. Prompt Template for Iterative Refinement

benchmark can adequately evaluate FIXTURIZE, we introduce **FixtureEval**, a benchmark specifically designed to measure FIXTURIZE’s performance in both classification and fixture-dependent test generation. FixtureEval is first structured into two distinct subsets: FixtureEval<sub>G</sub>, a Python subset derived from real-world open-source GitHub repositories to reflect practical complexity, and FixtureEval<sub>L</sub>, another Python subset manually constructed to prevent data contamination risks associated with LLM pre-training. To ensure a comprehensive evaluation, both FixtureEval<sub>G</sub> and FixtureEval<sub>L</sub>, select programs spanning a wide range of application domains, including algorithm implementation, data science workflows, multimedia processing, natural language processing (NLP), and web scraping. Detailed categories, descriptions, and sample counts are summarized in Table 1. To explore the cross-PL capability of FIXTURIZE, we extend FixtureEval with FixtureEval<sub>J</sub>, a Java subset derived from an existing test generation benchmark [85], which is also composed of real-world code samples. We do not curate code samples from the wild here because test generation benchmarks exclusively for Java are pervasive in the literature and of high quality. To make readers learn more about FixtureEval, we provide specific statistics in Table 2 to depict #Samples (the total number of samples), #Fixture-Dep./-Indep. (the total number of fixture-dependent/Independent samples), #LOC (the number of lines of code), CC (cyclomatic complexity), #Tokens (token count per sample), #Branches (branch count per sample), Depth (AST nesting depth per sample), and #Imports (imported dependency count per sample).

Table 1. Categories, Descriptions, and Sample Counts in FixtureEval (sorted by total count)

Category	Description	FixtureEval <sub>G</sub>	FixtureEval <sub>L</sub>	FixtureEval <sub>J</sub>
Utilities	General helper utilities, concurrency tools, and program scaffolding.	8	44	84
Algorithms	Symbolic mathematics, geometric transformation and general algorithmic logic.	23	20	4
Data Science	Model training, feature processing, and data pipeline construction.	32	10	0
Natural Language Processing	Text segmentation, linguistic analysis, and fuzzy matching.	5	26	1
Multimedia Processing	Programmatic image, audio, and video generation or manipulation.	35	9	2
Web Scraping	Web data extraction, page parsing, and automated browsing workflows.	26	6	1
Network Services	Network communication, protocol handling, and service integrations.	10	19	71
Data Formats Processing	Reading, converting, and validating structured file formats.	8	14	9
LLM Training and Serving	Large-model training, inference optimization, and agent execution frameworks.	24	0	0
Financial Analysis	Market data analysis, quantitative metrics, and trading strategy logic.	14	0	0
File System Operations	Local file handling, compression, traversal, and path management.	6	26	9
Database	Structured/NoSQL data access, migration, and schema management.	2	18	18
DevOps	Deployment automation, system operations, and environment management.	6	4	0
Security Services	Encryption, signing, and secure access control.	1	4	1

The construction of FixtureEval is carried out by a team of seven researchers, each with an average of over four years of programming experience and deep expertise in Python and Java, as well as their corresponding test case design. Team roles are clearly defined according to the specific

Table 2. Summary Statistics of FixtureEval

Dataset	#Samples	#Fixture-Dep.	#Fixture-Indep.	#LOC	CC	#Tokens	#Branches	Depths	#Imports
FixtureEval <sub>G</sub>	200	100	100	17.61 ± 11.68	4.09 ± 4.56	211.15 ± 177.33	2.50 ± 2.95	9.95 ± 2.41	2.33 ± 1.28
FixtureEval <sub>L</sub>	200	100	100	18.98 ± 13.81	3.57 ± 2.57	139.38 ± 104.60	2.40 ± 2.30	8.38 ± 1.82	1.98 ± 1.18
FixtureEval <sub>J</sub>	200	100	100	21.56 ± 13.15	4.32 ± 2.78	205.88 ± 142.11	2.73 ± 2.40	1.27 ± 0.73	3.71 ± 3.52

Note: #LOC, CC, #Tokens, #Branches, Depths and #Imports are reported as Mean ± Standard Deviation.

tasks: two primary implementers develop the core program logic, responsible for constructing FixtureEval<sub>L</sub>; two researchers specialize in sourcing and filtering real-world projects from GitHub, responsible for collecting FixtureEval<sub>G</sub>; another two researchers are assigned to select and adapt function-level examples from the dataset used in the empirical study of CHATTESTER [85], thereby constructing FixtureEval<sub>J</sub>. Besides, one independent reviewer oversees the verification and quality control for all outputs. We elaborate on the detailed construction procedure below.

#### 4.1 FixtureEval<sub>G</sub> Collection

Our data collection for FixtureEval<sub>G</sub> begins with sourcing focal methods from a curated set of 40 distinct GitHub repositories, as detailed in Table 3. The selection of these projects adheres to the following criteria: (1) we select Python projects from GitHub Trending, prioritizing those with high star counts to ensure popularity and representativeness; (2) the selected projects span multiple domains, ranging from core infrastructure (e.g., Machine Learning, DevOps) to specialized domains (e.g., Algorithmic Trading, Generative AI), and cover projects of varying scales and popularity; (3) we focus on projects that are actively maintained and consistently updated, thereby ensuring higher code quality; and (4) we exclude functions with existing test cases to prevent potential data leakage. This approach ensures the practical value and reliability of the source code. The data collection operates strictly at the function level. Crucially, we ensure that each selected function remains independent.

Based on these rigorous selection principles, we proceed to a meticulous annotation phase. Each qualified function is manually inspected and annotated by expert evaluators to determine its fixture dependency status. To ensure a balanced and focused evaluation set, we continuously monitor the total count of samples in each category (i.e., fixture-dependent and -independent). Data collection concludes once we have secured a sufficient and equal number of high-quality samples for both categories. Ultimately, this process yields FixtureEval<sub>G</sub>, a curated benchmark comprising 200 Python functions with 100 fixture-dependent functions and 100 fixture-independent ones. This balanced composition is critical for unbiased evaluation, preventing LLMs' performance from being skewed by class imbalance.

#### 4.2 FixtureEval<sub>L</sub> Construction

Data contamination poses a significant threat to the validity of LLM evaluations, particularly when using open-source code that may have been included in the LLMs' vast pre-training corpora. Since some of the commercial LLMs studied in this work (see Section 5.5) are closed-source, it is impossible to verify whether the public functions in FixtureEval<sub>G</sub> have been memorized, which could unfairly interfere with performance metrics. To rigorously assess generalization capability beyond memorization, we construct an additional evaluation dataset, namely FixtureEval<sub>L</sub>. This subset consists entirely of novel, manually implemented functions that did not exist online before this study, thereby eliminating the possibility of data leakage. We also formulate a clear set of construction principles and strictly adhere to them throughout this process below.

Table 3. GitHub Repository Statistics with Categories and Sample Counts

Repository Name	Owner	Category	Stars	Forks	Contributors	Samples
Python	TheAlgorithms	Algorithms	210463	48574	453	6
stable-diffusion-webui	AUTOMATIC1111	Multimedia Processing	157172	29169	428	32
langflow	langflow-ai	LLM Training and Serving	130560	7769	287	4
DeepSeek-V3	deepseek-ai	LLM Training and Serving	99602	16277	23	1
pytorch	pytorch	Data Science	93809	25512	321	4
manim	3b1b	Multimedia Processing	81093	6890	164	21
screenshot-to-code	abi	Data Formats Processing	70955	8793	25	1
ansible	ansible	DevOps	66696	24106	374	2
OpenHands	All-Hands-AI	LLM Training and Serving	64087	7750	384	1
crawl4ai	unclecode	Web Scraping	54394	5421	46	31
ChatGPT	lencx	LLM Training and Serving	54158	6174	29	1
ultralitics	ultralitics	Multimedia Processing	47071	9112	305	6
diagrams	mingrammer	Multimedia Processing	41590	2682	168	2
exo	exo-explore	Utilities	38093	2545	63	3
mindsdb	mindsdb	Data Science	36358	5846	381	3
spaCy	explosion	Natural Language Processing	32624	4595	389	1
tinygrad	tinygrad	Data Science	30244	3653	414	16
redash	getredash	Database	27854	4523	389	2
PythonRobotics	AtsushiSakai	Algorithms	26008	6892	131	3
audiocraft	facebookresearch	Multimedia Processing	22533	2455	35	1
surya	datalab-to	Utilities	18683	1268	17	1
sqlmodel	fastapi	Database	16907	770	94	1
hummingbot	hummingbot	Financial Analysis	14695	4001	216	1
verl	volcengine	LLM Training and Serving	14153	2523	354	18
claude-code-templates	davila7	LLM Training and Serving	13546	1182	28	8
stock	myhhub	Financial Analysis	10351	2057	4	1
QUANTAXIS	yutiansut	Financial Analysis	9304	3156	61	7
BlenderGIS	domlysz	Multimedia Processing	8524	1437	13	2
FATE	FederatedAI	Data Science	5979	1564	85	2
easyquotation	shidenggui	Financial Analysis	4810	1470	17	1
Sana	NVlabs	Multimedia Processing	4554	299	19	1
tqsd-python	shinnytech	Financial Analysis	4245	711	17	1
3DDFA	cleardusk	Multimedia Processing	3671	651	8	2
linkedin_scraper	joeyism	Web Scraping	3548	829	31	1
easyquant	shidenggui	Financial Analysis	3305	1241	9	1
pybroker	edtechre	Financial Analysis	2817	362	4	2
translationCSAPP	EugeneLiu	Utilities	2749	283	44	1
LightX2V	ModelTC	Multimedia Processing	1545	105	34	6
Sweet	Altimis	Web Scraping	1222	245	10	1
finhack	FinHackCN	Financial Analysis	810	182	1	1

**Functional Abstraction and Encapsulation.** Following  $\text{FixtureEval}_G$ , we abstract representative functionalities from realistic software scenarios into self-contained functions with clean interfaces. These abstractions draw inspiration from the diverse behaviors and API patterns commonly seen in real-world applications, ensuring coverage of various function types and the preparatory steps they typically require. Although simplified, these functions still depend on fixtures to manage nontrivial runtime states, allowing us to systematically evaluate  $\text{FIXTURIZE}$ 's ability to generate tests for fixture-dependent functions and to assess whether LLMs can infer implicit dependencies and environmental requirements.

**Implicit Environmental Dependencies.** The benchmark methods include carefully designed logic to validate the necessity of comprehensive test preparation. Beyond algorithmic complexity,

these methods incorporate complex state management and external interactions that cannot be satisfied by simple parameter passing. Furthermore, the methods embed implicit dependencies where correct functionality relies heavily on the execution environment. For instance, cloud service interactions require not just API calls but properly configured environment variables and network mocks; archive extraction operations depend on the pre-existence of files with specific formats and permissions; and packaging utilities necessitate valid entry scripts and OS-specific build environments. This design forces LLMs to go beyond translating code logic into assertions; they must infer and synthesize the complete execution context required to make the function runnable, which is essentially the invisible fixture code.

**Coding Practices and Standards.** All original programs strictly adhere to the standard coding conventions and best practices of their respective PLs. This includes clear naming conventions, consistent code formatting, and logical file organization to ensure readability and alignment with real-world development practices.

Based on these construction principles, we develop the `FixtureEvalL` dataset, which maintains the same scale as `FixtureEvalG` with 100 fixture-dependent and 100 fixture-independent instances. This carefully constructed dataset serves to evaluate `FIXTURIZE`'s performance in identifying fixture-dependent functions and improving test case generation for such functions under a leakage-free setting.

### 4.3 `FixtureEvalJ` Construction

A crucial assessment for any new approach is whether its benefits generalize beyond a specific language. To investigate this, we extend `FixtureEval` with `FixtureEvalJ`, a new subset for evaluating performance in a statically-typed PL, i.e., Java. We curate this benchmark by selecting and adapting function-level examples from four projects in the dataset used in the empirical study of `CHATTESTER` [85]: `hutool` [12], `ormlite-core` [31], `Flickr4Java` [9] and `gwt-commons-lang3` [40]. To ensure a direct parallel with our Python evaluations, this dataset maintains the same scale and balanced structure, comprising 100 fixture-dependent and 100 fixture-independent functions. The distribution of sample categories is listed in Table 1 and its specific statistics are shown in Table 2. For implementation details, we broadly follow the experimental setup of `CHATTESTER`, with `JDK version=OpenJDK 23.0.2` and using `Maven 3` [41] to manage third-party Java dependencies. To ensure consistency across all generated tests, we standardize all tests on `JUnit 5`.

## 5 Evaluation Setup

This section presents the associated setup for experimentation, such as research questions, datasets, baselines, metrics, LLM selection, and implementation details.

### 5.1 Research Questions

We propose the following research questions (RQs) to comprehensively evaluate `FIXTURIZE`.

**RQ1 (Overall Performance): How effective is `FIXTURIZE` in generating tests on `FixtureEval` compared to direct LLM prompting?** `FixtureEval` simulates real-world testing scenarios comprising both fixture-dependent and -independent focal methods, on which we can effectively evaluate the performance of `FIXTURIZE` and make comparisons with baselines. Although `FIXTURIZE` is capable of combining with existing testing tools, we here only use direct LLM prompting as the baseline to simplify the experimental setting. The performance discussion when integrating with existing testing tools is shown in RQ4.

**RQ2 (Ablation Study): What is the contribution of each major component to the performance of `FIXTURIZE`?** `FIXTURIZE` consists of multiple components, with each playing a distinct



role in handling fixture dependence classification, executable invocation generation, and test generation. Evaluating the contribution of these components is necessary to understand how each part influences the overall framework.

**RQ3 (Classification Performance): How accurately does FIXTURIZE discriminate fixture-dependent from fixture-independent functions?** Accurately distinguishing fixture-dependent from fixture-independent functions is crucial for enabling targeted test generation. It enables FIXTURIZE to focus on fixture-dependent unit test generation and improves overall efficiency.

**RQ4 (Integration with Existing Approaches): To what extent does FIXTURIZE improve the performance of existing SOTA test generators on FixtureEval?** FIXTURIZE concentrates on fixture-dependent test generation and incorporates a classification component to route functions appropriately; consequently, it is capable of integrating existing testing tools to handle fixture-independent tests. However, how much can FIXTURIZE improve these existing tools in practice? We hope to offer an answer in this RQ.

**RQ5 (Cross-Language Generalization): What is the generalization capability of FIXTURIZE across different PLs?** To understand how well FIXTURIZE performs beyond Python, we evaluate its ability to generalize fixture-dependent test generation across different PLs, reflecting its broader applicability in real-world software development.

## 5.2 Datasets

The experimental evaluation across RQ1 to RQ4 is conducted primarily on FixtureEval<sub>G</sub> and FixtureEval<sub>L</sub>, two Python assessment benchmarks introduced in Section 4. As such, we aim to collectively provide a robust assessment by combining real-world challenges with a rigorous safeguard against data leakage. To address RQ5 concerning the generalization capability of FIXTURIZE across PLs, we assess it on FixtureEval<sub>J</sub>, the Java assessment benchmark. To enable a focused analysis of FIXTURIZE’s performance on fixture-dependent samples, we isolate the corresponding data for detailed discussion within their respective RQs.

## 5.3 Baselines

For RQ1, as mentioned before, although FIXTURIZE is capable of combining with existing testing tools, we employ direct LLM prompting here as a baseline to simplify the experimental setup. Specifically, the direct prompting template is shown in Figure 10, representing the LLM’s inherent test generation capability on FixtureEval in our experimental context without any enhancements. To evaluate the performance of identifying fixture dependence in RQ3, we introduce direct LLM classification to benchmark against IBC. As depicted in Figure 11, we instruct the LLM to perform a direct binary classification, asking it to output solely “yes” or “no” regarding whether the given focal method can be correctly invoked by parameter passing without any previous setup. For RQ4, which examines FIXTURIZE’s ability to enhance existing SOTA test generators, we select COVERUP as a representative LLM-based test generation technique and PYNGUIN as a traditional search-based approach. By selecting these approaches, we can evaluate how FIXTURIZE enhances diverse testing tools, especially for fixture-dependent functions.

## 5.4 Metrics

(1) *Classification.* To evaluate the classification performance of FIXTURIZE and the direct LLM prompting approach, we employ Precision, Accuracy, Recall, and F1-score as standard metrics.

**Precision** measures the fraction of true fixture-dependent functions among all cases classified as such. It is calculated as:  $\frac{TP}{TP+FP}$ , where TP denotes the number of fixture-dependent functions correctly classified, and FP represents the number of fixture-independent functions mistakenly classified as fixture-dependent.

Prompt : Direct LLM prompting.

Based on the following code, please use 'unittest' to generate a Python test suite that includes 5 test cases. Import each focal method from the specified file using the syntax: 'from {base\_name} import <func1>, <func2>...'.  
code: {code}

Fig. 10. Direct LLM Prompting Template for Test Generation

Prompt : Guiding the LLM to perform direct classification.

Determine whether the function can be correctly invoked solely by parameter passing without any previous setup.  
code: {code}  
The output must be only "yes" or "no" without any other words.

Fig. 11. Direct LLM Classification Prompt in RQ3

**Accuracy** evaluates the performance that how many functions can be correctly classified. It is calculated as:  $\frac{TP+TN}{TP+FP+TN+FN}$ , where TN represents the number of fixture-independent functions correctly classified and FN represents the number of fixture-dependent functions that were mistakenly classified as fixture-independent.

**Recall** measures how many fixture-dependent functions can be correctly classified. It is calculated as:  $\frac{TP}{TP+FN}$ .

**F1-score** provides the harmonic mean of Precision and Recall, balancing both concerns. It is calculated as:  $2 \times \frac{Precision \times Recall}{Precision + Recall}$ .

(2) *Unit Test Generation*. The evaluation of generated test cases follows prior research [65] by combining static analysis with dynamic execution, using the following metrics outlined.

**Parse Rate** (abbr. PR%) measures the syntactic correctness of generated unit tests. It is defined as below.

$$PR = \frac{\sum_{i=1}^{N_x} pr(\hat{s}_i)}{N_x}, \text{ where } pr(\hat{s}_i) = \begin{cases} 1 & AST(\hat{s}_i) \rightarrow success \\ 0 & AST(\hat{s}_i) \rightarrow failure \end{cases} \quad (1)$$

where  $N_x$  denotes the total number of test suites, and  $\hat{s}_i$  denotes the  $i$ -th generated test suite via a certain LLM.  $AST(\cdot)$  refers to the process of using Abstract Syntax Tree parsing to analyze a generated test suite, with an outcome of either *success* or *fail*. It is assessed at the test suite level since LLMs are prompted to generate directly runnable and standalone test suites.

**EXecution rate** (abbr. EX%) reflects the correctness of the test case execution. It is defined as below.

$$EX = \frac{\sum_{i=1}^{N_x} \sum_{j=1}^{T_i} ex(\hat{c}_{i,j})}{\sum_{i=1}^{N_x} T_i}, \text{ where } ex(\hat{c}_{i,j}) = \begin{cases} 1 & \hat{c}_{i,j} \text{ executes without raising errors} \\ 0 & \hat{c}_{i,j} \text{ raises execution errors} \end{cases} \quad (2)$$

where  $T_i$  denotes the total number of test cases in the  $i$ -th test suite, and  $\hat{c}_{i,j}$  denotes the  $j$ -th test case in the  $i$ -th test suite.

**Case PaSs rate** (abbr. CasePS%) shows the proportion of test cases that pass successfully. It is defined as below.

$$CasePS = \frac{\sum_{i=1}^{N_x} \sum_{j=1}^{T_i} case(\hat{c}_{i,j})}{\sum_{i=1}^{N_x} T_i}, \text{ where } case(\hat{c}_{i,j}) = \begin{cases} 1 & Exec_j(s_i) = Exec_j(\hat{s}_i) \\ 0 & Exec_j(s_i) \neq Exec_j(\hat{s}_i) \end{cases} \quad (3)$$

where  $s_i$  denotes the ground truth of the  $i$ -th test suite,  $Exec_j(\cdot)$  denotes the execution result of a test suite ( $s_i$  or  $\hat{s}_i$ ) on the  $j$ -th test case.

**Suite PaSs rate** (abbr. SuitePS%) measures the proportion of fully passing test suites, which is also assessed at the test suite level similar to Parse Rate. It is defined as below.

$$SuitePS = \frac{\sum_{i=1}^{N_x} suite(\hat{s}_i)}{N_x}, \text{ where } suite(\hat{s}_i) = \begin{cases} 1 & \sum_{j=1}^{T_i} case(c_{i,j}^{\hat{s}}) = T_i \\ 0 & \sum_{j=1}^{T_i} case(c_{i,j}^{\hat{s}}) \neq T_i \end{cases} \quad (4)$$

It provides a stringent assessment of test suite quality by requiring every test case in a suite to pass, thereby indicating the functional coherence and stability of the tested suite.

**Coverage Metrics.** To facilitate comparison with SOTA approaches in RQ4, we additionally employ two standard test metrics:

- **Line Coverage** (abbr. LCov%) measures the percentage of executable lines covered by the test suite.
- **Branch Coverage** (abbr. BCov%) evaluates the coverage of various code branches, and gages the effectiveness of the test suite in exploring different execution paths.

## 5.5 LLM Selection

To assess how FIXTURIZE performs across different LLMs, we employ multiple SOTA LLMs as backbones, including DeepSeek-V3 (hereafter DeepSeek), GPT-4o, Claude-3-5-sonnet-20241022 (hereafter Claude), and Qwen-max-2025-01-25 (hereafter Qwen). DeepSeek and GPT-4o are among the most advanced and accessible LLMs, often serving as benchmarks in comparative studies for code and reasoning tasks [18, 60]. Claude has demonstrated strong performance in software engineering and general autonomy tasks, achieving results comparable to humans in long-context reasoning and coding workflows [44]. Qwen, built with a Mixture-of-Experts architecture, often matches or surpasses other top LLMs in general reasoning and coding tasks [5].

## 5.6 Implementation Details

The evaluation is conducted on Python 3.12.0 for both `FixtureEvalG` and `FixtureEvalL`. We use Docker to evaluate COVERUP [20], where the environment is based on Miniconda3 with Python 3.12.0. For PYNGUIN, we use Python 3.10.18 packaged by Anaconda, as PYNGUIN requires older versions of Python.

We use the four LLMs mentioned above as the backbone for our experiments, all accessed through their official API interfaces [4, 8, 16, 52]. We use the following hyperparameters: `temperature=0` and `n=1` for both classification and unit test generation, along with all other hyperparameters kept by default. This means that during inference, we only collect the first candidate generated by LLMs, thereby effectively minimizing the randomness of the LLM and ensuring the reproducibility of the experiments. Nonetheless, despite this, the randomness persists to some extent. Thus, we assessed stability by conducting small-scale repeated experiments multiple times following previous studies [69, 81]. Specifically, we carry out repeated experiments three times with each LLM to mandate them to generate unit tests on `FixtureEvalL` with direct prompting. The result reveals that all metrics in all LLMs except CasePS in Qwen exhibit a variance of less than 3%. As for the CasePS metric in Qwen, the variance is around 3.08%. Therefore, the overall low variance observed in this analysis indicates that the inherent randomness has a limited impact on the replication of our study.

## 6 Evaluation Results

This section discusses the experimental results of FIXTURIZE.

Table 4. Overall Performance Evaluation of FIXTURIZE on FixtureEval

LLM	Approach	FixtureEval <sub>G</sub>				FixtureEval <sub>L</sub>			
		PR	EX	CasePS	SuitePS	PR	EX	CasePS	SuitePS
DeepSeek	Direct	98.00% (97.09%)	92.71% (88.68%)	58.83% (47.49%)	32.00% (24.27%)	99.50% ( <b>100.00%</b> )	95.78% (92.76%)	75.07% (66.93%)	45.50% (35.00%)
	FIXTURIZE	99.00% (99.03%)	97.09% (97.15%)	70.46% (69.96%)	45.50% (50.48%)	99.50% ( <b>100.00%</b> )	97.78% (97.81%)	85.69% (89.24%)	65.00% (75.00%)
	Imprv.	1.02% (2.00%)	4.72% (9.55%)	19.77% (47.30%)	42.19% (108.00%)	0.00% (0.00%)	2.08% (5.44%)	14.14% (33.34%)	42.86% (114.29%)
GPT-4o	Direct	<b>100.00%</b> ( <b>100.00%</b> )	93.45% (88.51%)	58.69% (46.89%)	32.00% (23.81%)	<b>100.00%</b> ( <b>100.00%</b> )	98.50% (96.88%)	71.76% (62.71%)	42.00% (31.00%)
	FIXTURIZE	<b>100.00%</b> ( <b>100.00%</b> )	97.52% (96.23%)	69.71% (67.80%)	44.00% (46.67%)	<b>100.00%</b> ( <b>100.00%</b> )	<b>99.00%</b> ( <b>97.92%</b> )	81.64% (83.33%)	58.50% (65.00%)
	Imprv.	0.00% (0.00%)	4.36% (8.72%)	18.78% (44.58%)	37.50% (96.00%)	0.00% (0.00%)	0.51% (1.08%)	13.77% (32.89%)	39.29% (109.68%)
Claude	Direct	98.98% (98.92%)	95.77% (94.78%)	78.07% (72.65%)	55.56% (51.61%)	95.50% (96.94%)	92.03% (93.75%)	75.10% (68.49%)	53.00% (41.00%)
	FIXTURIZE	99.49% ( <b>100.00%</b> )	97.21% (97.85%)	<b>82.35%</b> ( <b>81.72%</b> )	<b>65.66%</b> ( <b>73.12%</b> )	97.00% ( <b>100.00%</b> )	94.53% (95.97%)	<b>86.17%</b> ( <b>90.73%</b> )	<b>74.00%</b> ( <b>82.00%</b> )
	Imprv.	0.51% (1.09%)	1.50% (3.24%)	5.48% (12.48%)	18.18% (41.67%)	1.57% (3.16%)	2.71% (2.37%)	14.74% (32.48%)	39.62% (100.00%)
Qwen	Direct	<b>100.00%</b> ( <b>100.00%</b> )	96.98% (95.10%)	52.16% (42.74%)	20.50% (12.62%)	<b>100.00%</b> ( <b>100.00%</b> )	97.50% (93.81%)	66.40% (58.35%)	34.50% (23.00%)
	FIXTURIZE	<b>100.00%</b> ( <b>100.00%</b> )	<b>98.50%</b> ( <b>98.05%</b> )	64.83% (67.45%)	35.50% (41.75%)	<b>100.00%</b> ( <b>100.00%</b> )	98.01% (94.90%)	77.51% (81.22%)	52.50% (60.00%)
	Imprv.	0.00% (0.00%)	1.56% (3.10%)	24.29% (57.79%)	37.17% (230.78%)	0.00% (0.00%)	0.52% (1.16%)	16.73% (39.20%)	52.17% (160.87%)
Average	Direct	99.25% (99.00%)	94.73% (91.77%)	61.94% (52.45%)	35.01% (28.08%)	98.75% (99.23%)	95.95% (94.30%)	72.08% (64.12%)	43.75% (32.50%)
	FIXTURIZE	99.62% (99.76%)	97.58% (97.32%)	71.84% (71.73%)	47.66% (53.00%)	99.13% ( <b>100.00%</b> )	97.33% (96.65%)	82.75% (86.13%)	62.50% (70.50%)
	Imprv.	0.38% (0.76%)	3.01% (6.05%)	15.98% (36.77%)	36.13% (88.77%)	0.38% (0.77%)	1.44% (2.49%)	14.80% (34.33%)	42.86% (116.92%)

Note: Values in parentheses exclusively represent performance on fixture-dependent samples. Direct refers to the direct LLM prompting approach, and Imprv. refers to the improvement rate. Besides, we use light cyan background in table cells to denote the highest improvement and bold values to highlight the highest rate in terms of PR/EX/CasePS/SuitePS.

## 6.1 RQ1: Overall Performance

**FIXTURIZE vs. Direct LLM prompting.** Table 4 demonstrates the performance comparison between FIXTURIZE and direct LLM prompting on FixtureEval<sub>G</sub> and FixtureEval<sub>L</sub>. In particular, their performance exclusively on fixture-dependent samples is listed in associated parentheses. As can be seen, FIXTURIZE substantially raises the overall test correctness across all evaluated LLMs compared with the direct LLM prompting approach. To be specific, FIXTURIZE on average improves CasePS from 61.94% to 71.84%, and SuitePS from 35.01% to 47.66% on FixtureEval<sub>G</sub>.


As for FixtureEval<sub>L</sub>, the improvement of SuitePS and CasePS remains significant, with CasePS increasing from 72.08% to 82.75% and SuitePS from 43.75% to 62.50%. Critically, this improvement is even more evident when focusing exclusively on fixture-dependent functions (values in parentheses). Specifically, FIXTURIZE on average increases CasePS from 52.45% to 71.73% and SuitePS from 28.08% to 53.00% on FixtureEval<sub>G</sub>. Similarly, on FixtureEval<sub>L</sub>, the improvement rates for fixture-dependent samples rise to 34.33% for CasePS and 116.92% for SuitePS, confirming that FIXTURIZE’s gains are driven by its efficacy in resolving complex fixture dependencies. This phenomenon also aligns with our failure analysis, which reveals that the proportion of fixture-related failures drops significantly from 31.78% in direct LLM prompting to 16.96% with FIXTURIZE. On metrics evaluating syntactic validity and executability, FIXTURIZE yields marginal improvements over direct LLM prompting. This is expected, as all LLMs already achieve PR over 95% and EX over 92% across both benchmarks, indicating that SOTA LLMs are proficient at generating syntactically correct and compilable code, regardless of fixture complexity.




**Finding 1:** FIXTURIZE significantly enhances test correctness (i.e., CasePS and SuitePS), especially when exclusively focusing on fixture-dependent functions. PR and EX remain consistently high across all settings, demonstrating that it is already easy for SOTA LLMs to generate syntactically correct and executable code.

**Comparison among benchmarks.** On average, FIXTURIZE with diverse LLMs demonstrates similar improvement rates across all evaluation metrics and two benchmarks, with an average lifting of 0.38% on PR, 1.44%–3.01% on EX, 14.80%–15.98% on CasePS, and 36.13%–42.86% on SuitePS. When focusing exclusively on fixture-dependent samples, the average improvement rates become more prominent, with 0.76%–0.77%, 2.49%–6.05%, 34.33%–36.77%, and 88.77%–116.92% in terms of each metric in order, showing the consistent effectiveness of FIXTURIZE. Nevertheless, the absolute scores that FIXTURIZE reach for each benchmark are distinctive. For example, FIXTURIZE obtains a CasePS score of 82.75% and a SuitePS score of 62.50%

on FixtureEval<sub>L</sub>, while it only achieves a CasePS score of 71.84% and a SuitePS score of 47.66% on FixtureEval<sub>G</sub>. In addition, it is also the case for exclusively fixture-dependent samples, where FIXTURIZE reaches 86.13% CasePS and 70.50% SuitePS on FixtureEval<sub>L</sub>, but only 71.73% CasePS and 53.00% SuitePS on FixtureEval<sub>G</sub>, suggesting that the real-world coding problems are more challenging. This phenomenon is explainable according to our statistics in Table 2, compared with FixtureEval<sub>L</sub>, FixtureEval<sub>G</sub> exhibits higher cyclomatic complexity (4.09 vs. 3.57) and token count (211.15 vs. 139.38), indicating that the latter contains more semantically denser and structurally intricate code samples. Besides, the latter depends on more external modules (2.33 vs. 1.98), leading to higher coupling code structures. Therefore, all of the above factors collectively aggravate the difficulty of generating tests for FixtureEval<sub>G</sub> [3, 13, 56, 87]. However, as for PR and EX, they already reach near-ceiling performance, with PR above 97.0% and EX above 94.5%, across both benchmarks, indicating that the syntactic validity and executability of generated tests are not substantially affected by dataset complexity.

 **Finding 2:** Generating tests for FixtureEval<sub>G</sub> is more challenging than for FixtureEval<sub>L</sub>, as it contains focal methods with higher semantic density and coupling. Besides, the vast majority of generated tests are syntactically valid and executable regardless of dataset complexity.

**Comparison among LLMs.** Overall, FIXTURIZE with Claude performs the best. To be specific, on SuitePS, Claude achieves an average score of 69.83% with FIXTURIZE across both benchmarks and outperforms DeepSeek (55.25%), GPT-4o (51.25%), and Qwen (44.00%) by 26.39%, 36.25%, and 58.70%, respectively. On CasePS, Claude reaches an average score of 84.26%, surpassing DeepSeek (78.07%), GPT-4o (75.67%), and Qwen (71.17%) with relative gains of 7.92%, 11.34%, and 18.39%. Claude’s superior performance aligns with prior findings [48, 76, 80] and is also demonstrated in the fixture-dependent scenarios. In addition, we found that Qwen obtains the lowest scores with direct prompting, but achieves the largest relative gains with FIXTURIZE by 16.73%–24.29% in terms of CasePS, and 52.17%–73.17% in terms of SuitePS across both benchmarks. On the fixture-dependent subset (parenthesized values), these gains jump to 39.20%–57.79% and 160.87%–230.78%, respectively, highlighting the effectiveness of the FIXTURIZE in elevating LLMs with relatively poor initial performance. Notably, FIXTURIZE remains beneficial even for high-starting LLMs such as Claude, which achieves 5.48%–14.74% improvement in CasePS and 18.18%–39.62% in SuitePS across both benchmarks. For PR and EX, all LLMs achieve PR above 97% and EX above 94.5% across the board, reflecting their strong capability in generating syntactically valid and executable test code.

 **Finding 3:** Claude achieves the highest SuitePS and CasePS scores, while LLMs with poor performance, such as Qwen, obtain the largest relative gains, demonstrating that FIXTURIZE benefits both high- and low-performing LLMs. Moreover, all LLMs perform well on code syntactic validity and executability.

## 6.2 RQ2: Ablation Study

RQ2 evaluates how each major component of FIXTURIZE contributes to the overall performance. We evaluate the framework from two perspectives: (1) the impact of FIXTURIZE’s classification, by comparing it with the random classification; and (2) the contribution of each generation module, through a stepwise ablation study. To achieve an appropriate trade-off between experimental reliability and computational overhead, we select two of the LLMs (i.e., DeepSeek and GPT-4o) under test for this evaluation.

**Ablation Study on Classification.** We first examine the classification component of FIXTURIZE, which determines whether a focal method should proceed through fixture-dependent test generation or not. To evaluate this section, we compare the IBC of FIXTURIZE against the random classification (seed = 123456) while keeping the test generation process identical across both settings. As shown

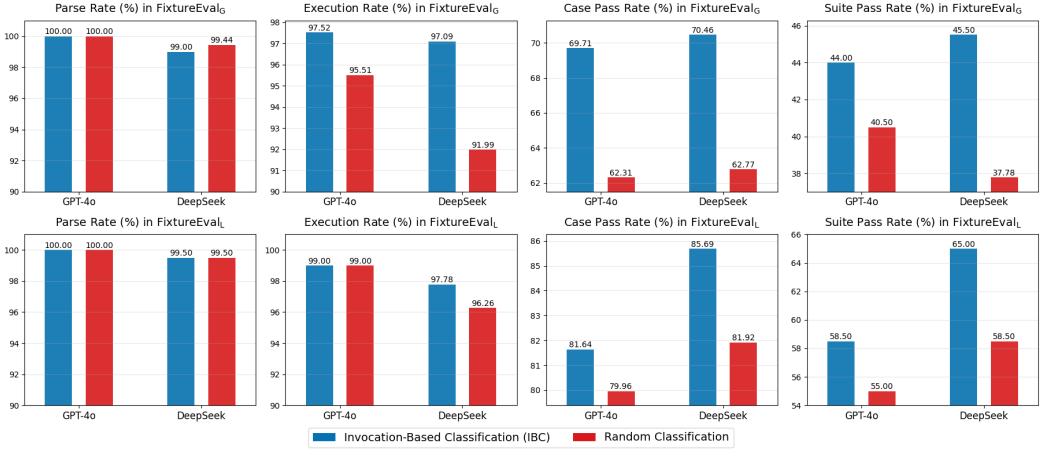


Fig. 12. IBC vs. Random Classification on Test Generation Effectiveness

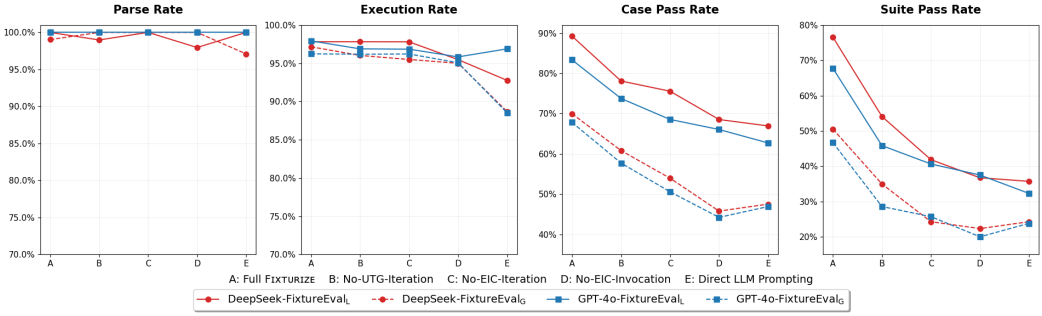


Fig. 13. Ablation Study of Test Generation Components

in Figure 12, IBC consistently matches or outperforms the random classification at nearly all metrics on both DeepSeek and GPT-4o. On FixtureEval<sub>L</sub>, DeepSeek shows clear gains, raising CasePS from 81.92% to 85.69% and SuitePS from 58.50% to 65.00%, while GPT-4o exhibits similar improvements, increasing CasePS from 79.96% to 81.64% and SuitePS from 55.00% to 58.50%. As for PR and EX, FIXTURIZE with both classification methods has reached saturated performance, making the improvement efficacy of IBC limited, which is consistent with the observation in Section 6.1. On the FixtureEval<sub>G</sub>, the performance gain brought by classification is consistent with that on FixtureEval<sub>L</sub>. For DeepSeek, IBC boosts CasePS from 62.77% to 70.46% and SuitePS from 37.78% to 45.50%. Similarly, the CasePS of GPT-4o rise from 62.31% to 69.71% and SuitePS from 40.50% to 44.00%.

**Finding 4:** IBC provides clear benefits on both FixtureEval<sub>L</sub> and FixtureEval<sub>G</sub>, significantly improving CasePS and SuitePS over the random classification, while PR and EX remain almost saturated.


**Ablation Study on Test Generation.** Considering that the follow-up components of FIXTURIZE only affect the test generation performance of samples classified as fixture-dependent by IBC, we carry out systematic ablation studies on this subset. Overall, apart from the IBC module, FIXTURIZE consists of an Executable Invocation Construction (EIC) and a Unit Test Generation (UTG) module,



where the former comprises two sub-modules: one is for (1) executable function-call generation, and another is for (2) iterative repair augmented with mocking hints. As for the UTG module, it is also composed of two sub-modules, i.e., (1) UTG with fixture hints and (2) iterative repair with execution feedback. To achieve a systematic ablation experiment, we define five configurations (from A to E), progressively stripping away components from the full framework back to the baseline:

- **Configuration A (Full FIXTURIZE):** The complete FIXTURIZE approach, including all components from IBC, EIC, and UTG.
- **Configuration B (No-UTG-Iteration):** Removes the iterative repair loop within the UTG module. The LLM must generate the test suite in a single pass based on invocation examples and fixture hints.
- **Configuration C (No-EIC-Iteration):** Building on Configuration B, this step further removes the iterative repair with error message and mocking hints within the EIC module, making the LLMs only rely on initial function-call generation and fixture hints for test generation.
- **Configuration D (No-EIC-Invocation):** Configuration C further removes the invocation examples (i.e., the executable code snippets generated in EIC). The LLM is guided solely by fixture hints.
- **Configuration E (Direct LLM Prompting):** Removes all guidance (including fixture hints), reverting to direct LLM prompting.

Figure 13 shows the ablation results of the test generation process on both FixtureEval<sub>L</sub> and FixtureEval<sub>G</sub> benchmarks using DeepSeek and GPT-4o. Overall, the performance gradually degrades as components are removed, confirming that each module makes a positive contribution to the generation quality. For example, the average reduction on CasePS is 12.88% when the UTG-Iteration (B) is removed, followed by smaller drops of 8.04% (C), 9.68% (D), and 0.23% (E) in subsequent ablation steps. SuitePS exhibits an even more evident decline with each ablated version on average, falling by 32.30% (B), 18.96% (C), 12.00% (D), and 0.41% (E), respectively. These results indicate that all components contribute to test quality overall, with UTG-Iteration and EIC-Invocation having the most substantial impact. Meanwhile, PR remains saturated across all ablations, with GPT-4o achieving a score of 100% on PR across both benchmarks, causing their curves to overlap. EX remains largely neck-to-neck across ablations, showing only gradual declines. This demonstrates that for SOTA LLMs, generating syntactically valid and executable code has become a baseline capability. The true challenge lies in bridging the gap to functional correctness and logic sufficiency.

 **Finding 5:** The stepwise ablation reveals that FIXTURIZE's performance degrades consistently as modules are removed. While PR and EX remain stable, CasePS and SuitePS drop substantially at each step, showing that these components are essential for producing functionally correct tests.

**Anomaly Analysis.** When interpreting these results, it is essential to recognize that the components are not entirely independent [6]. For example, we observe that the configuration D (No-EIC-Invocation) often performs comparably to, or even slightly worse than, the configuration E (Direct LLM Prompting) in terms of CasePS and SuitePS, especially on FixtureEval<sub>G</sub>. We then analyzed the failure cases using configuration D in FixtureEval<sub>G</sub> to explore this anomaly. Among them, we found that 58.01% of errors result from incorrect fixture setup, where most of them arise from a variety of defects largely introduced by the added fixture hint. This suggests that while the fixture hint is intended to guide test generation, it also increases task complexity, introducing new failure points. Incorporating invocation examples in Configuration C mitigates these issues, enabling the LLM to rely on concrete context rather than speculation, thereby focusing on generating high-quality

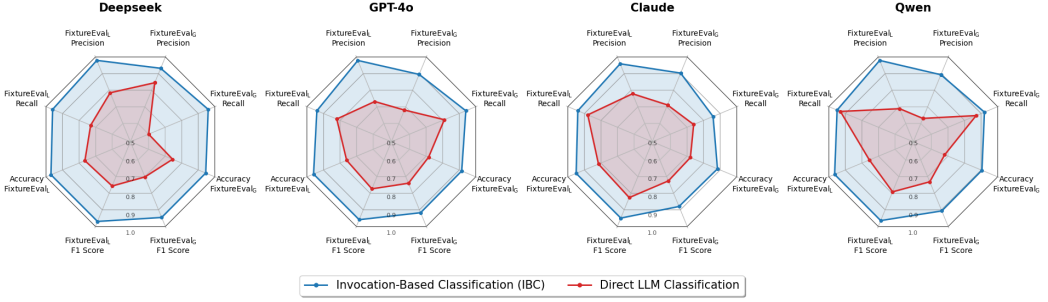


Fig. 14. Comparative Performance of Direct LLM Classification and IBC Across LLMs and Datasets

tests. This reveals that fixture hints are ineffective without concrete invocations, highlighting the essential synergy between these components.

**Finding 6:** While individual components may introduce specific defects, the synergistic effect among FIXTURIZE modules effectively mitigates these risks. The full FIXTURIZE creates a self-correcting mechanism, ensuring syntactically valid and executable tests where isolated components fail.

### 6.3 RQ3: Classification Performance

**IBC vs. Direct LLM Classification.** We evaluate the classification capabilities of IBC against direct LLM classification across FixtureEval<sub>L</sub> and FixtureEval<sub>G</sub>. The performance metrics include precision, recall, accuracy, and F1 score, as summarized in Figure 14, demonstrating that IBC consistently outperforms direct LLM classification across all datasets and LLMs. On FixtureEval<sub>L</sub>, IBC outperforms the direct classification on average by 30.58% in terms of precision, 12.80% in terms of recall, 24.23% in terms of accuracy, and 22.08% in terms of F1 score across all LLMs. As for the more challenging benchmark, FixtureEval<sub>G</sub>, IBC still maintains the superiority on all LLMs, where it improves the recall score by 21.76% and F1 score by 25.91% on average. Besides, the performance gain remains consistently high in terms of precision and accuracy, obtaining 26.36% and 27.58% lifting on average, respectively. As can be seen, direct LLM classification requires the LLM to interpret complete code structures, control flows, and semantic dependencies, which is an abstractive reasoning task that current LLMs find hard to handle. In contrast, IBC treats method classification as a simple method invocation task, where LLMs only need to concentrate on the function signature instead of the whole function semantics. In addition, the final classification part depends on the concrete execution result, significantly enhancing the decision reliability and certainty.

**Finding 7:** By reducing the task to generating a single-line invocation, IBC removes the noise and cognitive burden of analyzing full code, yielding consistently much higher performance compared with direct LLM classification across all LLMs.

**Performance Analysis Among LLMs.** As for comparison among LLMs, DeepSeek emerges as the top performer, achieving a precision score of 93.20%–97.96%, a recall score of 96.00%, an accuracy score of 94.50%–97.00%, and a F1 score of 94.58%–96.97% across both benchmarks. In contrast, Claude’s performance is notably weaker, especially on the side of FixtureEval<sub>G</sub> with almost all metrics lower than 90.00%, except precision. We dig deeper into each misclassified sample, and found that Claude often attempts to circumvent the single-line constraint through “code compression”

tactics. A clear example is the function `get_dataclass_fields` shown in Figure 4, which requires a dataclass instance as input. Claude then generates a single line `get_dataclass_fields(dataclass(type('TestClass', ()), {'x': int, 'y': str}))()`. It nests the entire dynamic class creation and instantiation process directly into the function invocation. Although it is an executable invocation in a single line, it does not follow the developers' programming conventions and damages the code readability. Thus, Claude only obtains a relatively high precision but obtains a lot of false negative predictions, i.e., relatively low recall scores. Such clever but misguided behavior embeds the environmental setup, but undermines the premise of IBC: fixture-dependent samples cannot be invoked in a single code line, uncovering one of the weaknesses of IBC that could be improved in the future. However, considering that IBC overall consistently improves the fixture-dependence classification performance of all LLMs across all metrics, it is still empirically effective.


 **Finding 8:** DeepSeek overall performs the best among all LLMs under test, while Claude performs the worst, mainly owing to its “code compression” tactics that bypass the premise of our IBC.

Table 5. Performance of FIXTURIZE Combined With Existing Tools

Approach	FixtureEval <sub>L</sub>			FixtureEval <sub>G</sub>		
	SuitePS	LCov	BCov	SuitePS	LCov	BCov
COVERUP	65.50% (45.00%)	47.14% (41.49%)	45.19% (37.99%)	57.00% (44.76%)	42.71% (32.67%)	36.49% (30.64%)
COVERUP+FIXTURIZE	<b>75.50% (65.00%)</b>	<b>60.85% (63.63%)</b>	<b>64.29% (66.59%)</b>	<b>58.00% (46.67%)</b>	<b>44.69% (36.25%)</b>	<b>38.64% (34.42%)</b>
Improvement Rate	15.27% (44.44%)	29.08% (53.36%)	42.27% (75.28%)	1.75% (4.26%)	4.61% (10.96%)	5.89% (12.33%)
PYNGUIN	77.50% (80.00%)	45.51% (39.50%)	27.11% (19.21%)	48.50% (48.57%)	19.93% (15.32%)	8.76% (4.35%)
PYNGUIN+FIXTURIZE	70.00% (65.00%)	60.45% (63.63%)	58.75% (66.59%)	47.50% (46.67%)	25.95% (36.25%)	19.51% (34.42%)
Improvement Rate	-9.68% (-18.75%)	32.83% (61.09%)	116.71% (246.64%)	-2.06% (-3.92%)	30.24% (136.70%)	122.60% (691.65%)

Note: Values in parentheses represent performance on the subset of fixture-dependent samples. Besides, we use light cyan background in table cells to denote the highest improvement and bold values to highlight the highest rate in terms of SuitePS/LCov/BCov.

#### 6.4 RQ4: Integration with Existing Approaches

To answer RQ4, we assess the extent to which FIXTURIZE can enhance existing SOTA test generation tools on FixtureEval. Specifically, we select two representative testing tools, i.e., an LLM-based COVERUP and a search-based PYNGUIN. Subsequently, we integrate them into FIXTURIZE to handle those fixture-independent samples categorized by IBC. Before examining the results, we highlight an important detail in COVERUP's workflow. By design, COVERUP only retains a generated test suite if every test case within it passes. Thus, we cannot accurately evaluate its PR, EX, and CasePS. Since both COVERUP and PYNGUIN are coverage-oriented systems, we limit our comparison to the most direct and meaningful metrics: SuitePS, Line Coverage (LCov), and Branch Coverage (BCov). To ensure fairness, we also align our setup with COVERUP by using GPT-4o as the underlying LLM throughout the experiments.

As shown in Table 5, the integration with COVERUP demonstrates a clear and consistent improvement across all metrics. On FixtureEval<sub>L</sub>, FIXTURIZE improves the SuitePS of COVERUP from 65.50% to 75.50%. More significantly, owing to more passing test suites, it boosts LCov from 47.14% to 60.85% and BCov from 45.19% to 64.29%. When focusing exclusively on the fixture-dependent subset (parenthesized values), the impact of FIXTURIZE becomes more evident, with SuitePS improving by 44.44%, LCov by 53.36%, and BCov by 75.28%. Similar gains are observed on the more challenging FixtureEval<sub>G</sub> dataset. These results strongly indicate that the proactive fixture analysis of FIXTURIZE successfully resolved a series of test generation tasks with complex environment setup that COVERUP previously cannot handle, thereby improving correctness and coverage.

```
import pytest
import function_azure_translate_text as module_0

@pytest.mark.xfail(strict=True)
def test_case_0():
    str_0 = "|+mY'EksZQ,w>Ep"
    module_0.azure_translate_text(str_0, env_endpoint=str_0)
```

(a) Test Suite with a xfail Test Case


```
import pytest
import function_openpyxl_load_workbook as module_0

def test_case_0():
    none_type_0 = None
    with pytest.raises(RuntimeError):
        module_0.openpyxl_load_workbook(none_type_0, data_only=none_type_0)
```

(b) Test Suite with a Trivial Exception Assertion Test Case

Fig. 15. Examples of Low-Quality Test Suites Generated by Pynguin

The results for PYNGUIN present a more complicated and, frankly, more interesting situation. While the integration of FIXTURIZE leads to a substantial increase in both line and branch coverage, SuitePS shows a decrease, dropping from 48.50%–77.50% to 47.50%–70.00% across both benchmarks. However, based on a detailed analysis, we found that 68.2% of PYNGUIN-generated test cases on fixture-dependent samples are either decorated with xfail or wrapped with deliberately-thrown exceptions as shown in Figure 15. This phenomenon is an inherent byproduct of PYNGUIN's generation strategy: since its evolutionary algorithm (e.g., DynaMOSA) prioritizes code coverage as the primary fitness function, it often retains crashing inputs that explore previously uncovered code paths despite being semantically invalid. Furthermore, due to the absence of environmental contexts and precise type information in dynamic Python environments, PYNGUIN frequently resorts to random type guessing; when it fails to satisfy complex object dependencies or environmental setups (fixtures) within its search budget, it exports these "half-baked" cases as xfail or exception-wrapped tests to maintain the integrity of the resulting suite. Consequently, while these tests contribute to an inflated SuitePS by bypassing core logic, they lack actual execution validity and fail to represent meaningful test scenarios. In contrast, FIXTURIZE guides the generation process towards creating more comprehensive, multi-scenario tests that proactively attempt to construct the required fixtures. This, on one hand, raises the complexity of the generated tests, naturally leading to a lower SuitePS. But it also makes FIXTURIZE superior against PYNGUIN in terms of both line and branch coverages by 30.24%–32.83% and 116.71%–122.60%, respectively. If we focus exclusively on fixture-dependent samples, the advantage of FIXTURIZE on test coverage is much more prominent with 691.65% at most. This demonstrates that FIXTURIZE makes PYNGUIN generate tests of higher quality and greater practical value.

 **Finding 9:** FIXTURIZE significantly enhances the practical performance of existing testing tools by resolving their fixture dependence, which is difficult to handle.

## 6.5 RQ5: Cross-Language Generalization

Based on our previously constructed FixtureEval, we first examine the classification performance of FIXTURIZE, as its accuracy is fundamental to the entire workflow. As shown in Table 6, IBC remains remarkably effective in the Java ecosystem, where it significantly outperforms direct LLM classification across all LLMs and metrics. For instance, IBC achieves F1-scores consistently above 94% and near-perfect recall for all LLMs. As for precision and accuracy, IBC also reaches quite high scores of 93.70% and 96.25% on average, respectively. Among different LLMs, DeepSeek obtains the most substantial gain on most metrics. For example, IBC improves its precision by 54.02%, accuracy by 42.65%, and F1 score by 28.80%. These results confirm that our IBC strategy is language-agnostic in identifying fixture-dependent code samples.

With this reliable classification as a foundation, we now turn to the overall test generation performance shown in Table 7. Compared with Python, generating tests for Java programs, especially for those fixture-dependent ones, is significantly harder for LLMs, with the average baseline SuitePS

Table 6. Classification Performance on FixtureEval<sub>J</sub> Benchmark

LLM	Approach	Precision	Recall	Accuracy	F1 Score
DeepSeek	Direct LLM classification	61.25%	98.00%	68.00%	75.38%
	Invocation-Based Classification	94.34%	<b>100.00%</b>	97.00%	97.09%
	Improvement Rate	54.02%	2.04%	42.65%	28.80%
GPT-4o	Direct LLM classification	67.59%	98.00%	75.50%	80.00%
	Invocation-Based Classification	90.09%	<b>100.00%</b>	94.50%	94.79%
	Improvement Rate	33.29%	2.04%	25.17%	18.49%
Claude	Direct LLM classification	69.92%	93.00%	76.50%	79.83%
	Invocation-Based Classification	94.23%	98.00%	96.00%	96.08%
	Improvement Rate	34.77%	5.38%	25.49%	20.36%
Qwen	Direct LLM classification	69.17%	92.00%	75.50%	78.97%
	Invocation-Based Classification	<b>96.12%</b>	99.00%	<b>97.50%</b>	<b>97.54%</b>
	Improvement Rate	38.96%	7.61%	29.14%	23.52%

Note: We use light cyan background in table cells to denote the highest improvement and **bold** values to highlight the highest rate in terms of Precision/Recall/Accuracy/F1 Score.


Table 7. Test Generation Performance on FixtureEval<sub>J</sub> Benchmark

LLM	Approach	PR	EX	CasePS	SuitePS
DeepSeek	Direct LLM prompting	47.00% (20.75%)	54.49% (20.22%)	42.44% (8.84%)	26.50% (9.43%)
	FIXTURIZE	65.50% (55.66%)	70.34% (55.54%)	46.52% (17.79%)	30.00% (16.04%)
	Improvement Rate	39.36% (168.24%)	29.09% (174.68%)	9.61% (101.24%)	13.21% (70.10%)
GPT-4o	Direct LLM prompting	59.00% (42.34%)	59.02% (42.55%)	36.39% (12.75%)	24.50% (6.31%)
	FIXTURIZE	<b>77.50% (75.68%)</b>	<b>77.48% (75.77%)</b>	40.24% (19.53%)	29.50% (15.32%)
	Improvement Rate	31.36% (78.74%)	31.28% (78.07%)	10.58% (53.18%)	20.41% (142.79%)
Claude	Direct LLM prompting	66.00% (51.92%)	65.81% (51.71%)	50.30% (30.99%)	47.00% (38.46%)
	FIXTURIZE	77.00% (73.08%)	77.05% (73.17%)	<b>57.62% (44.79%)</b>	<b>59.50% (62.50%)</b>
	Improvement Rate	16.67% (40.76%)	17.08% (41.50%)	14.55% (44.53%)	26.60% (62.51%)
Qwen	Direct LLM prompting	39.00% (15.53%)	39.98% (15.69%)	30.11% (6.47%)	21.00% (5.83%)
	FIXTURIZE	47.50% (32.04%)	48.52% (32.16%)	32.55% (11.18%)	23.50% (10.68%)
	Improvement Rate	21.79% (106.31%)	21.36% (104.97%)	8.10% (72.80%)	11.90% (83.19%)
Average	Direct LLM prompting	52.75% (32.64%)	54.83% (32.54%)	39.81% (14.76%)	29.75% (15.01%)
	FIXTURIZE	66.88% (59.12%)	68.35% (59.16%)	44.23% (23.32%)	35.63% (26.14%)
	Improvement Rate	27.30% (98.51%)	24.70% (99.81%)	10.71% (67.94%)	18.03% (89.65%)

Note: Values in parentheses represent performance on the subset of fixture-dependent samples. Besides, we use light cyan background in table cells to denote the highest improvement and **bold** values to highlight the highest rate in terms of PR/EX/CasePS/SuitePS.

standing at a mere 29.75% on average. However, FIXTURIZE still provides a powerful boost. The most dramatic improvements are in syntactic validity and executability, with PR rising from 52.75% to 66.88% and EX from 54.83% to 68.35% on average. This indicates that a primary failure for the direct LLM prompting is the generation of code with syntax or dependency errors. Our framework effectively alleviates this, transforming a large volume of unusable output into compilable and runnable tests. This benefit is especially apparent for LLMs as evidenced by DeepSeek, whose PR jumps from 47.00% to 65.50% and EX from 54.49% to 70.34%. As for CasePS and SuitePS, although the improvements are relatively modest, LLMs still obtain a considerable performance gain of 10.71% and 18.03% in terms of each metric on average, confirming that FIXTURIZE moves beyond merely making tests runnable to improving its coverage performance. The impact of FIXTURIZE becomes clearer when it comes to the fixture-dependent subset (parenthesized values). To be specific, FIXTURIZE on average improves the PR score by 98.51%, EX score by 99.81%, CasePS by 67.94%, and SuitePS by 89.65%. Overall, the liftings on PR and EX are still more significant than

those on CasePS and SuitePS, underscoring that generating a functionally correct test suite remains a more difficult challenge than simply producing executable code.

 **Finding 10:** Our evaluation on FixtureEval<sub>J</sub> confirms the strong generality of FIXTURIZE on fixture-dependence classification and associated test generation, showing that FIXTURIZE addresses a core, language-agnostic challenge in test generation rather than relying on Python-specific patterns.

## 7 Threats to Validity

**Threats to external validity** concern the generalizability of our findings. Our study relies on the FixtureEval dataset and a specific set of four SOTA LLMs (DeepSeek, GPT-4o, Claude, and Qwen). While our primary evaluation (RQ1-RQ4) focuses on Python, we explicitly mitigate the language-generalization threat in RQ5 by evaluating on our FixtureEval<sub>J</sub> dataset. Besides, it is important to note that FixtureEval<sub>J</sub> consists of samples from four projects selected from CHATTESTER's empirical study, which may exhibit an uneven distribution of software categories. However, we consider this threat to be minimal, as the generality of FIXTURIZE on diverse software categories has been examined on the Python side and FixtureEval<sub>J</sub> is used for cross-PL investigation only. A second major threat, data contamination, is directly and rigorously safeguarded against by evaluating all methods on our FixtureEval<sub>J</sub> subset. A third external threat relates to our choice of LLMs. Our framework relies on powerful SOTA LLMs, as we observed in preliminary experiments that smaller, open-source LLMs cannot often understand the complex instructions and contextual nuances required for structured fixture generation. Thus, our results may not generalize to these less capable LLMs.

**Threats to internal validity** concern potential biases in our experimental design and implementation. To ensure fair and comprehensive comparisons, we deliberately selected baseline approaches that represent distinct technical paradigms in test case generation. Specifically, we compared FIXTURIZE against COVERUP, a SOTA LLM-based approach that leverages the generative power of LLMs, and PYNGUIN, a widely-used search-based technique that relies on evolutionary algorithms to generate tests. This selection ensures that our evaluation covers the two dominant and contrasting methodologies in the field. We strictly adhered to the official configurations and recommendations for all baselines to prevent any unfair advantage or implementation bias. Furthermore, to mitigate potential errors in our own implementation of FIXTURIZE, we have conducted rigorous testing and publicly released our complete replication package, which includes all source code, datasets, and experimental setups. This commitment to transparency allows for the verification of our findings and promotes reproducibility in future research.

**Threats to construct validity** relate to whether our measurements adequately reflect the concept of test quality in fixture-aware test generation. To mitigate this, we adopt an evaluation design that corresponds to the two core tasks of our approach. For the classification stage (RQ1), we apply standard metrics including precision, accuracy, recall, and F1-score, which together provide a balanced assessment of the LLM's ability to distinguish fixture-dependent from fixture-independent functions. For test generation (RQ2 and RQ3), we employ both static and dynamic evaluation. Syntactic validity is examined through successful parse rate (PR), while execution robustness is measured by successful execution rate (EX). Test correctness is evaluated at both the individual case level (CasePS) and the entire suite level (SuitePS), providing a more comprehensive view of test utility and reliability. Coverage measures (LCov and BCov) used in RQ4 follow the protocol of involved baselines but do not serve as the only indicators of effectiveness, as coverage alone may not correspond directly to practical correctness. Based on the above, the related threat can be minimized.



## 8 Conclusion and Future Work

This work contributed to the first LLM fixture-aware unit test generation approach, named FIXTURIZE, and established the first dedicated benchmark, FixtureEval, for evaluating fixture generation capabilities. We conducted extensive experiments with SOTA LLMs, comparing FIXTURIZE against traditional approaches and common LLM-based approaches. Results demonstrate that FIXTURIZE significantly outperforms competitive baselines, especially on functions requiring complex fixture setup, showing the motivation and necessity of incorporating structured fixture awareness into LLM test generation. Afterwards, we further analyzed the efficacy of FIXTURIZE's different components, namely IBC, EIC, and UTG, offering valuable guidance for designing robust fixture-aware test generators. Finally, we enhanced existing tools by integrating FIXTURIZE with them, and evaluated the resulting performance in cross-language settings to validate its generality. Our findings provide practical insights to facilitate further research and application. In the future, we will incorporate retrieval-augmented generation into FIXTURIZE to further advance its practical classification and generation performance, as well as extend FixtureEval to include a broader range of PL for more comprehensive assessments.

## Acknowledgments

This work was partially supported by the National Natural Science Foundation of China (Grant Nos. 62502283 and U24B20149), the Natural Science Foundation of Shandong Province (Grant No. ZR2024QF093), the Young Talent of Lifting Engineering for Science and Technology in Shandong, China (Grant No. SDAST2025QTB031).

## References

- [1] Azat Abdullin, Pouria Derakhshanfar, and Annibale Panichella. 2025. Test Wars: A Comparative Study of SBST, Symbolic Execution, and LLM-Based Approaches to Unit Test Generation. In *2025 IEEE Conference on Software Testing, Verification and Validation (ICST)*. 221–232.
- [2] Saranya Alagarsamy, Chakkrit Tantithamthavorn, and Aldeida Aleti. 2024. A3test: Assertion-augmented automated test case generation. *Information and Software Technology* 176 (2024), 107565.
- [3] Duaa Alawad, Manisha Panta, Minhaz Zibran, and Md Rakibul Islam. 2019. An Empirical Study of the Relationships Between Code Readability and Software Complexity. *arXiv preprint arXiv:1909.01760* (2019).
- [4] Alibaba Cloud. 2025. Alibaba Cloud. Retrieved November 13, 2025 from <https://cn.aliyun.com/>
- [5] Alibaba Qwen Team. [n. d.]. Qwen2.5-Max Technical Overview. Retrieved October 19, 2025 from <https://qwenlm.github.io/blog/qwen2.5-max/>
- [6] Juan Altmayer Pizzorno and Emery D Berger. 2025. CoverUp: Effective High Coverage Test Generation for Python. *Proceedings of the ACM on Software Engineering* 2, FSE (2025), 2897–2919.
- [7] Paul Ammann and Jeff Offutt. 2016. *Introduction to Software Testing*. Cambridge University Press.
- [8] Anthropic. 2025. Build on the Claude Developer Platform. Retrieved November 13, 2025 from <https://claude.com/platform/api>
- [9] boncey. [n. d.]. Flickr4Java. Retrieved December 24, 2025 from <https://github.com/boncey/Flickr4Java>
- [10] Cristian Cadar, Daniel Dunbar, Dawson R Engler, et al. 2008. Klee: unassisted and automatic generation of high-coverage tests for complex systems programs.. In *OSDI*, Vol. 8. 209–224.
- [11] Yinghao Chen, Zehao Hu, Chen Zhi, Junxiao Han, Shuiguang Deng, and Jianwei Yin. 2024. Chatunitest: A framework for llm-based test generation. In *Companion Proceedings of the 32nd ACM International Conference on the Foundations of Software Engineering*. 572–576.
- [12] chinabugotech. [n. d.]. Hutool. Retrieved December 24, 2025 from <https://github.com/chinabugotech/hutool>
- [13] Istehad Chowdhury and Mohammad Zulkernine. 2011. Using complexity, coupling, and cohesion metrics as early indicators of vulnerabilities. *Journal of Systems Architecture* (2011).
- [14] Ermira Daka and Gordon Fraser. 2014. A survey on unit testing practices and problems. In *2014 IEEE 25th International Symposium on Software Reliability Engineering*. IEEE, 201–211.
- [15] Arghavan Moradi Dakhel, Amin Nikanjam, Vahid Majdinasab, Foutse Khomh, and Michel C Desmarais. 2024. Effective test generation using pre-trained large language models and mutation testing. *Information and Software Technology* 171 (2024), 107468.

- [16] Deepseek. 2025. Deepseek - Official API Interface. Retrieved November 13, 2025 from <https://www.deepseek.com/zh>
- [17] Yinlin Deng, Chunqiu Steven Xia, Haoran Peng, Chenyuan Yang, and Lingming Zhang. 2023. Large language models are zero-shot fuzzers: Fuzzing deep-learning libraries via large language models. In *Proceedings of the 32nd ACM SIGSOFT international symposium on software testing and analysis*. 423–435.
- [18] Xueying Du, Mingwei Liu, Kaixin Wang, Hanlin Wang, Junwei Liu, Yixuan Chen, Jiayi Feng, Chaofeng Sha, Xin Peng, and Yiling Lou. 2024. Evaluating Large Language Models in Class-Level Code Generation. In *2024 IEEE/ACM 46th International Conference on Software Engineering (ICSE)*. 982–994.
- [19] Elasticsearch. 2025. Elasticsearch - OPEN SOURCE SEARCH, ANALYTICS, AND AI PLATFORM. Retrieved August 13, 2025 from <https://www.elastic.co/elasticsearch>
- [20] Emery Berger. 2025. CoverUp: Automatically Generating Higher-Coverage Test Suites with AI. Retrieved October 19, 2025 from <https://github.com/plasma-umass/coverup>
- [21] Khashayar Etemadi, Bardia Mohammadi, Zhendong Su, and Martin Monperrus. 2025. Mokav: Execution-driven differential testing with LLMs. *Journal of Systems and Software* (2025).
- [22] Andrea Fioraldi, Dominik Maier, Heiko Eißfeldt, and Marc Heuse. 2020. {AFL++}: Combining incremental steps of fuzzing research. In *14th USENIX workshop on offensive technologies (WOOT 20)*.
- [23] Gordon Fraser and Andrea Arcuri. 2011. Evosuite: automatic test suite generation for object-oriented software. In *Proceedings of the 19th ACM SIGSOFT symposium and the 13th European conference on Foundations of software engineering*. 416–419.
- [24] Gordon Fraser and Andrea Arcuri. 2013. Evosuite: On the challenges of test case generation in the real world. In *2013 IEEE sixth international conference on software testing, verification and validation*. IEEE, 362–369.
- [25] Gordon Fraser and Andrea Arcuri. 2014. A large-scale evaluation of automated unit test generation using evosuite. *ACM Transactions on Software Engineering and Methodology (TOSEM)* 24, 2 (2014), 1–42.
- [26] Gaël Gendron, Qiming Bao, Michael Witbrock, and Gillian Dobbie. 2024. Large language models are not strong abstract reasoners. In *Proceedings of the Thirty-Third International Joint Conference on Artificial Intelligence (IJCAI '24)*. 6270–6278.
- [27] Patrice Godefroid, Nils Klarlund, and Koushik Sen. 2005. DART: Directed automated random testing. In *Proceedings of the 2005 ACM SIGPLAN conference on Programming language design and implementation*. 213–223.
- [28] Siqi Gu, Qunjun Zhang, Kecheng Li, Chunrong Fang, Fangyuan Tian, Liuchuan Zhu, Jianyi Zhou, and Zhenyu Chen. 2024. TestART: Improving LLM-based Unit Testing via Co-evolution of Automated Generation and Repair Iteration. *arXiv preprint arXiv:2408.03095* (2024).
- [29] Mark Harman, Yue Jia, and Yuanyuan Zhang. 2015. Achievements, open problems and challenges for search based software testing. In *2015 IEEE 8th international conference on software testing, verification and validation (ICST)*. IEEE, 1–12.
- [30] Zhongmou He, Yee Man Choi, Kexun Zhang, Jiabao Ji, Junting Zhou, Dejie Xu, Ivan Bercovich, Aidan Zhang, and Lei Li. 2025. HardTests: Synthesizing High-Quality Test Cases for LLM Coding. *arXiv preprint arXiv:2505.24098* (2025).
- [31] j256. [n. d.]. ORMLite Core. Retrieved December 24, 2025 from <https://github.com/j256/ormlite-core>
- [32] Kush Jain and Claire Le Goues. 2025. TestForge: Feedback-Driven, Agentic Test Suite Generation. *arXiv preprint arXiv:2503.14713* (2025).
- [33] James C King. 1976. Symbolic execution and program testing. *Commun. ACM* 19, 7 (1976), 385–394.
- [34] Divya Kumar and K.K. Mishra. 2016. The Impacts of Test Automation on Software's Cost, Quality and Time to Market. *Procedia Computer Science* (2016).
- [35] Caroline Lemieux, Jeevana Priya Inala, Shuvendu K Lahiri, and Siddhartha Sen. 2023. Codamosa: Escaping coverage plateaus in test generation with pre-trained large language models. In *2023 IEEE/ACM 45th International Conference on Software Engineering (ICSE)*. IEEE, 919–931.
- [36] Kaibo Liu, Zhenpeng Chen, Yiyang Liu, Jie M Zhang, Mark Harman, Yudong Han, Yun Ma, Yihong Dong, Ge Li, and Gang Huang. 2025. LLM-powered test case generation for detecting bugs in plausible programs. In *Proceedings of the 63rd Annual Meeting of the Association for Computational Linguistics (Volume 1: Long Papers)*. 430–440.
- [37] Runlin Liu, Zhe Zhang, Yunge Hu, Yuhang Lin, Xiang Gao, and Hailong Sun. 2025. Type-aware LLM-based Regression Test Generation for Python Programs. *arXiv preprint arXiv:2503.14000* (2025).
- [38] Andrea Lops, Fedelucio Narducci, Azzurra Ragone, Michelantonio Trizio, and Claudio Bartolini. 2025. A system for automated unit test generation using large language models and assessment of generated test suites. In *2025 IEEE International Conference on Software Testing, Verification and Validation Workshops (ICSTW)*. IEEE, 29–36.
- [39] Stephan Lukaszczuk and Gordon Fraser. 2022. Pynguin: Automated unit test generation for python. In *Proceedings of the ACM/IEEE 44th International Conference on Software Engineering: Companion Proceedings*. 168–172.
- [40] ManfredTremmel. [n. d.]. gwt-commons-lang3. Retrieved December 24, 2025 from <https://gitlab.com/ManfredTremmel/gwt-commons-lang3>
- [41] Maven. 2025. Apache Maven Project. Retrieved October 19, 2025 from <https://maven.apache.org/>

- [42] Phil McMinn. 2004. Search-based software test data generation: a survey. *Software testing, Verification and reliability* 14, 2 (2004), 105–156.
- [43] Gerard Meszaros. 2007. *XUnit Test Patterns: Refactoring Test Code*. Addison-Wesley.
- [44] METR. [n. d.]. Details about METR’s preliminary evaluation of Claude-3.5-Sonnet. Retrieved October 19, 2025 from <https://evaluations.metr.org/claude-3-5-sonnet-report/>
- [45] John D. Musa, Anthony Iannino, and Kazuhira Okumoto. 1989. *Software reliability: measurement, prediction, application (professional ed.)*. McGraw-Hill, Inc.
- [46] Glenford J. Myers, Corey Sandler, and Tom Badgett. 2012. *The art of software testing*. John Wiley & Sons.
- [47] Zifan Nan, Zhaoqiang Guo, Kui Liu, and Xin Xia. 2025. Test Intention Guided LLM-Based Unit Test Generation. In *2025 IEEE/ACM 47th International Conference on Software Engineering (ICSE)*. 1026–1038.
- [48] Nathalia Nascimento, Everton Guimaraes, Sai Sanjna Chintakunta, and Santhosh Anitha Boominathan. 2024. LLM4DS: Evaluating Large Language Models for Data Science Code Generation.
- [49] Noor Nashid, Mifta Sintaha, and Ali Mesbah. 2023. Retrieval-based prompt selection for code-related few-shot learning. In *2023 IEEE/ACM 45th International Conference on Software Engineering (ICSE)*. IEEE, 2450–2462.
- [50] Pengyu Nie, Rahul Banerjee, Junyi Jessy Li, Raymond J Mooney, and Milos Gligoric. 2023. Learning deep semantics for test completion. In *2023 IEEE/ACM 45th International Conference on Software Engineering (ICSE)*. IEEE, 2111–2123.
- [51] NUnit. [n. d.]. NUnit Documentation Site | NUnit Docs. Retrieved November 14, 2025 from <https://docs.nunit.org>
- [52] OpenAI. 2025. . Retrieved November 13, 2025 from <https://openai.com/>
- [53] Rangeet Pan, Myeongsoo Kim, Rahul Krishna, Raju Pavuluri, and Saurabh Sinha. 2024. ASTER: Natural and Multi-language Unit Test Generation with LLMs. *arXiv preprint arXiv:2409.03093* (2024).
- [54] Owain Parry, Gregory M. Kapfhammer, Michael Hilton, and Phil McMinn. 2021. A Survey of Flaky Tests. *ACM Trans. Softw. Eng. Methodol.* (2021).
- [55] pytest. [n. d.]. pytest: helps you write better programs. Retrieved November 14, 2025 from <https://docs.pytest.org/en/stable/>
- [56] Xin Qiu and Risto Miikkulainen. 2024. Semantic density: uncertainty quantification for large language models through confidence measurement in semantic space. In *Proceedings of the 38th International Conference on Neural Information Processing Systems*. Article 4274.
- [57] J. B. Rainsberger and Scott Stirling. 2004. *JUnit Recipes: Practical Methods for Programmer Testing*. Manning Publications Co.
- [58] Gabriel Ryan, Siddhartha Jain, Mingyue Shang, Shiqi Wang, Xiaofei Ma, Murali Krishna Ramanathan, and Baishakhi Ray. 2024. Code-aware prompting: A study of coverage-guided test generation in regression setting using llm. *Proceedings of the ACM on Software Engineering* 1, FSE (2024), 951–971.
- [59] Gabriel Ryan, Siddhartha Jain, Mingyue Shang, Shiqi Wang, Xiaofei Ma, Murali Krishna Ramanathan, and Baishakhi Ray. 2024. Code-Aware Prompting: A Study of Coverage-Guided Test Generation in Regression Settings using LLM. *arXiv preprint arXiv:2402.00097* (2024).
- [60] Ahmed R. Sadik and Siddhata Govind. 2025. Benchmarking LLM for Code Smells Detection: OpenAI GPT-4.0 vs DeepSeek-V3. *arXiv preprint arXiv:2504.16027* (2025).
- [61] Max Schäfer, Sarah Nadi, Aryaz Eghbali, and Frank Tip. 2023. Adaptive test generation using a large language model. *arXiv preprint arXiv:2302.06527* (2023).
- [62] Max Schäfer, Sarah Nadi, Aryaz Eghbali, and Frank Tip. 2024. An Empirical Evaluation of Using Large Language Models for Automated Unit Test Generation. *IEEE Transactions on Software Engineering* (2024).
- [63] Sina Shamshiri, René Just, José Miguel Rojas, Gordon Fraser, Phil McMinn, and Andrea Arcuri. 2015. Do Automatically Generated Unit Tests Find Real Faults? An Empirical Study of Effectiveness and Challenges (T). In *2015 30th IEEE/ACM International Conference on Automated Software Engineering (ASE)*. IEEE, 201–211.
- [64] Sina Shamshiri, José Miguel Rojas, Juan Pablo Galeotti, Neil Walkinshaw, and Gordon Fraser. 2018. How Do Automatically Generated Unit Tests Influence Software Maintenance?. In *2018 IEEE 11th International Conference on Software Testing, Verification and Validation (ICST)*. 250–261.
- [65] Jiho Shin, Reem Aleithan, Hadi Hemmati, and Song Wang. 2024. Retrieval-Augmented Test Generation: How Far Are We? *ArXiv* (2024).
- [66] Davide Spadini, Mauricio Aniche, Magiel Bruntink, and Alberto Bacchelli. 2017. To Mock or Not to Mock? An Empirical Study on Mocking Practices. In *2017 IEEE/ACM 14th International Conference on Mining Software Repositories (MSR)*. IEEE, 402–412.
- [67] Helge Spieker, Arnaud Gotlieb, Dusica Marijan, and Morten Mossige. 2017. Reinforcement learning for automatic test case prioritization and selection in continuous integration. In *Proceedings of the 26th ACM SIGSOFT International Symposium on Software Testing and Analysis*. 12–22.
- [68] Amjed Tahir, Shawn Rasheed, Jens Dietrich, Negar Hashemi, and Lu Zhang. 2023. Test flakiness’ causes, detection, impact and responses: A multivocal review. *Journal of Systems and Software* (2023).

- [69] Frank Tip, Jonathan Bell, and Max Schäfer. 2025. LLMorpheus: Mutation Testing Using Large Language Models. *IEEE Transactions on Software Engineering* (2025).
- [70] Michele Tufano, Dawn Drain, Alexey Svyatkovskiy, Shao Kun Deng, and Neel Sundaresan. 2020. Unit test case generation with transformers and focal context. *arXiv preprint arXiv:2009.05617* (2020).
- [71] Nan Wang, Yafei Liu, Chen Chen, and Haonan Lu. 2024. GenX: Mastering Code and Test Generation with Execution Feedback. *arXiv preprint arXiv:2412.13464* (2024).
- [72] Wenhan Wang, Chenyuan Yang, Zhijie Wang, Yuheng Huang, Zhaoyang Chu, Da Song, Lingming Zhang, An Ran Chen, and Lei Ma. 2025. TestEval: Benchmarking Large Language Models for Test Case Generation. In *Findings of the Association for Computational Linguistics: NAACL 2025*. Association for Computational Linguistics.
- [73] Yibo Wang, Congying Xia, Wenting Zhao, Jiangshu Du, Chunyu Miao, Zhongfen Deng, Philip S Yu, and Chen Xing. 2025. ProjectTest: A Project-level LLM Unit Test Generation Benchmark and Impact of Error Fixing Mechanisms. *arXiv preprint arXiv:2502.06556* (2025).
- [74] Zejun Wang, Kaibo Liu, Ge Li, and Zhi Jin. 2024. HITS: High-coverage LLM-based Unit Test Generation via Method Slicing. In *Proceedings of the 39th IEEE/ACM International Conference on Automated Software Engineering*. 1258–1268.
- [75] Cody Watson, Michele Tufano, Kevin Moran, Gabriele Bavota, and Denys Poshyvanyk. 2020. On learning meaningful assert statements for unit test cases. In *Proceedings of the ACM/IEEE 42nd International Conference on Software Engineering*. 1398–1409.
- [76] Anjiang Wei, Tarun Suresh, Tianran Sun, Haoze Wu, Ke Wang, and Alex Aiken. 2025. InvBench: Can LLMs Accelerate Program Verification with Invariant Synthesis? *arXiv preprint arXiv:2509.21629* (2025).
- [77] Chenhao Wei, Lu Xiao, Tingting Yu, Sunny Wong, and Abigail Clune. 2025. How Do Developers Structure Unit Test Cases? An Empirical Analysis of the AAA Pattern in Open Source Projects. *IEEE Transactions on Software Engineering* (2025).
- [78] Chunqiu Steven Xia, Matteo Paltenghi, Jia Le Tian, Michael Pradel, and Lingming Zhang. 2024. Fuzz4all: Universal fuzzing with large language models. In *Proceedings of the IEEE/ACM 46th International Conference on Software Engineering*. 1–13.
- [79] Congying Xu, Songqiang Chen, Jiarong Wu, Shing-Chi Cheung, Valerio Terragni, Hengcheng Zhu, and Jialun Cao. 2024. MR-Adopt: Automatic Deduction of Input Transformation Function for Metamorphic Testing. In *Proceedings of the 39th IEEE/ACM International Conference on Automated Software Engineering*. 557–569.
- [80] Pengyu Xue, Linhao Wu, Zhen Yang, Chengyi Wang, Xiang Li, Yuxiang Zhang, Jia Li, Ruikai Jin, Yifei Pei, Zhaoyan Shen, Xiran Lyu, and Jacky Wai Keung. 2025. ClassEval-T: Evaluating Large Language Models in Class-Level Code Translation. *Proc. ACM Softw. Eng.* (2025).
- [81] Pengyu Xue, Kunwu Zheng, Zhen Yang, Yifei Pei, Linhao Wu, Jiahui Dong, Xiapu Luo, Yan Xiao, Fei Liu, Yuxuan Zhang, Xiran Lyu, Xianhang Li, Xuanyu Zhu, and Chengyi Wang. 2025. A New Benchmark for Evaluating Code Translation with Third-Party Libraries. *arXiv preprint arXiv:2509.12087* (2025).
- [82] Chen Yang, Junjie Chen, Bin Lin, Ziqi Wang, and Jianyi Zhou. 2025. Advancing Code Coverage: Incorporating Program Analysis with Large Language Models. *ACM Trans. Softw. Eng. Methodol.* (2025).
- [83] Zhenzhen Yang, Rubing Huang, Chenhui Cui, Nan Niu, and Dave Towey. 2025. Requirements-Based Test Generation: A Comprehensive Survey. *arXiv preprint arXiv:2505.02015* (2025).
- [84] Hao Yu, Yiling Lou, Ke Sun, Dezhi Ran, Tao Xie, Dan Hao, Ying Li, Ge Li, and Qianxiang Wang. 2022. Automated assertion generation via information retrieval and its integration with deep learning. In *Proceedings of the 44th International Conference on Software Engineering*. 163–174.
- [85] Zhiqiang Yuan, Mingwei Liu, Shiji Ding, Kaixin Wang, Yixuan Chen, Xin Peng, and Yiling Lou. 2024. Evaluating and Improving ChatGPT for Unit Test Generation. *Proc. ACM Softw. Eng.* (2024).
- [86] Quanjun Zhang, Chunrong Fang, Siqu Gu, Ye Shang, Zhenyu Chen, and Liang Xiao. 2025. Large Language Models for Unit Testing: A Systematic Literature Review.
- [87] Yuming Zhou and Hareton Leung. 2006. Empirical Analysis of Object-Oriented Design Metrics for Predicting High and Low Severity Faults. *IEEE Transactions on Software Engineering* (2006).
- [88] Hengcheng Zhu, Lili Wei, Ming Wen, Yepang Liu, Shing-Chi Cheung, Qin Sheng, and Cui Zhou. 2020. MockSniffer: Characterizing and Recommending Mocking Decisions for Unit Tests. In *2020 35th IEEE/ACM International Conference on Automated Software Engineering (ASE)*. IEEE, 436–447.
- [89] Xiaogang Zhu, Sheng Wen, Seyit Camtepe, and Yang Xiang. 2022. Fuzzing: a survey for roadmap. *ACM Computing Surveys (CSUR)* 54, 11s (2022), 1–36.

Received 20 February 2007; revised 12 March 2009; accepted 5 June 2009