

Explainable Multimodal Aspect-Based Sentiment Analysis with Dependency-guided Large Language Model

Zhongzheng Wang^{♦♦} Yuanhe Tian^{♥♦*} Hongzhi Wang[♦] Yan Song[♦]

[♦]Harbin Institute of Technology [♥]Zhongguancun Academy

[♥]Zhongguancun Institute of Artificial Intelligence

[♦]University of Science and Technology of China

[♦]25b903046@stu.hit.edu.cn [♥]tianyuanhe@zgci.ac.cn

[♦]Wangzh@hit.edu.cn [♦]clksong@gmail.com

Abstract

Multimodal aspect-based sentiment analysis (MABSA) aims to identify aspect-level sentiments by jointly modeling textual and visual information, which is essential for fine-grained opinion understanding in social media. Existing approaches mainly rely on discriminative classification with complex multimodal fusion, yet lacking explicit sentiment explainability. In this paper, we reformulate MABSA as a generative and explainable task, proposing a unified framework that simultaneously predicts aspect-level sentiment and generates natural language explanations. Based on multimodal large language models (MLLMs), our approach employs a prompt-based generative paradigm, jointly producing sentiment and explanation. To further enhance aspect-oriented reasoning capabilities, we propose a dependency-syntax-guided sentiment cue strategy. This strategy prunes and textualizes the aspect-centered dependency syntax tree, guiding the model to distinguish different sentiment aspects and enhancing its explainability. To enable explainability, we use MLLMs to construct new datasets with sentiment explanations to fine-tune. Experiments show that our approach not only achieves consistent gains in sentiment classification accuracy, but also produces faithful, aspect-grounded explanations.

1 Introduction

Aspect-based sentiment analysis (ABSA) aims to identify the sentiment polarity expressed toward specific aspects in text (Yan et al., 2021; Xu et al., 2021; Tian et al., 2021). With the rapid development of social media, user-generated content increasingly appears in a multimodal form that combines text and images, which has promoted multimodal aspect-based sentiment analysis (MABSA) as an emerging research topic (Khan and Fu, 2021; Luo et al., 2024; Rafiuddin et al., 2025).

By jointly modeling textual and visual information, MABSA enables more fine-grained sentiment understanding that better reflects real-world contexts, and thus plays an important role in practical applications such as social media opinion analysis and brand reputation monitoring (Hu and Yamamura, 2023; Li et al., 2024; Yang et al., 2025b). Furthermore, explainable MABSA is crucial because it can trace the source of sentiment and delve into the reasons for sentiment expression (Diwali et al., 2023; Maleszka, 2023). These explanations not only improve the reliability of sentiment classification but also provide a clear basis for reasoning, making MABSA more suitable for real-world scenarios requiring transparent decision-making.

There are many studies which have significant contributions to MABSA (Zhou et al., 2021; Ling et al., 2022; Zhou et al., 2023; Zhao et al., 2024; Zhu et al., 2024; Tian et al., 2025b; Zhu et al., 2025). For example, Zhou et al. (2023) proposes AoM to mitigate noises in MABSA via alignment and sentiment aggregation. Zhu et al. (2024) enhances JMASA via aspect pre-training and syntactic adaptive learning. Zhu et al. (2025) enables fine-grained MABSA via dual-aware alignment and denoising. The aforementioned studies have yielded promising results, but most existing studies have not delved deeply into the explainable MABSA area. Although some studies already investigate the explainable MABSA problems (Cao et al., 2024; Xiao et al., 2025), they still essentially treat it as a three-class classification problem with a closed set. These approaches merely use MLLMs as a feature extractor or a discriminative classifier. This fails to fully utilize the autoregressive generative capabilities of pre-trained MLLMs. Therefore, there is an urgent need to utilize MLLMs for explainable MABSA. Some studies indicate that text plays a more crucial role in MABSA (Yan et al., 2021; Xu et al., 2021), and the aspects in the text are the subject of sentiments. A single multi-

*Corresponding author.

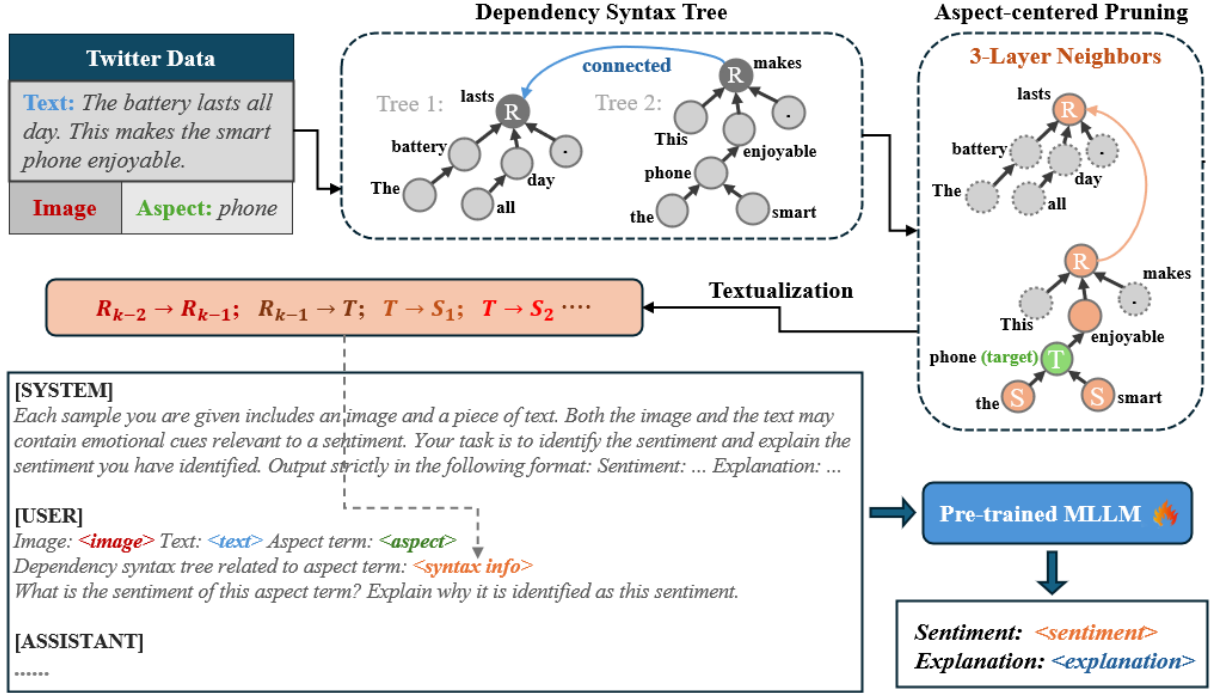


Figure 1: The overall architecture of our approach (the pruned depth shown is three). The process includes three parts: the dependency syntax tree construction phase, the aspect-centered dependency pruning phase, the final textualization and MABSA with dependencies.

modal social media text usually contains multiple aspects with distinct or even conflicting sentiment polarities, which complicates the identification of sentiment-critical information. Therefore, it is essential to employ strategies to make MLLMs focus on the sentimental cues within the aspect context.

In this paper, we propose an MLLM-based generative framework for explainable MABSA, which unifies aspect-based sentiment classification and sentiment explanation generation within a single autoregressive process. To adapt pre-trained MLLMs to this specific task, we construct a training dataset augmented with fine-grained aspect-based sentiment explanations based on existing datasets. To enhance the model’s ability to understand the context of the target aspect and distinguish sentiments across different aspects, we introduce a dependency-syntax guided sentiment cue strategy. Centered on the target aspect, we prune the dependency syntax tree of the text, retaining only the words and syntactic relations most relevant to its sentiment judgment. The pruned subtree is then textualized as a prompt for the MLLMs, guiding the model to focus on key clues. To systematically evaluate the proposed approach and provide a standard benchmark for subsequent studies on explainable MABSA, we use a strong MLLM to generate the sentiment explanations, constructing a new dataset with explanations. Experimental

results on Twitter2015 and Twitter2017 show that our proposed approach achieves effective and stable performance improvements on the MABSA benchmark dataset, while providing accurate explanations for the sentiments.

Our main contributions are summarized as follows: (1) We propose a generative framework based on MLLMs for explainable MABSA that jointly generates sentiment labels and explanations in a single autoregressive process. To evaluate our approach and support future studies on explainable MABSA, we build an explanation-augmented explainable MABSA benchmark on Twitter2015 and Twitter2017. (2) We introduce a dependency-syntax-guided sentiment cue strategy. This strategy prunes aspect-centered dependency syntax trees and textualizes the subtrees as prompts, to help MLLMs distinguish sentiment cues from different aspects. (3) Our approach achieves improvements in both sentiment classification accuracy and sentiment explanation quality across multiple model scales and datasets, demonstrating the practical value of our proposed approach.

2 The Approach

We propose an MLLM-based generative framework for explainable MABSA that jointly performs aspect-based sentiment classification and explanation generation within a single autoregressive

process. First, we define the problem addressed in our study. Each sample is represented as a 5-tuple $(\mathcal{T}, \mathcal{I}, \mathcal{A}, \mathcal{Y}_S, \mathcal{Y}_E)$, where \mathcal{T} denotes the text, \mathcal{I} denotes the associated image, \mathcal{A} denotes the target aspect, \mathcal{Y}_S denotes the sentiment label, and \mathcal{Y}_E denotes the sentiment explanation. The sentiment label belongs to a three-class set $\mathcal{Y}_S = \{\text{negative}, \text{neutral}, \text{positive}\}$, and the explanation \mathcal{Y}_E is a natural language sequence. Given the multimodal input $(\mathcal{T}, \mathcal{I}, \mathcal{A})$, the model generates a structured output containing both the sentiment label and its explanation, which can be formally expressed as: $(\mathcal{Y}_S, \mathcal{Y}_E) = \mathcal{F}(\mathcal{T}, \mathcal{I}, \mathcal{A})$.

In our approach, we use strategies such as fusing dependency syntactic information with pruning to help fine-tune the model. The overall architecture of our approach is shown in Figure 1. Specifically, to enhance aspect-aware reasoning, we incorporate dependency syntax information into the model. Dependency syntax trees are constructed for individual sentences and connected to form a unified syntactic structure for the entire text. Aspect-centered pruning is then applied to retain only syntactic components closely related to the target aspect. The remaining dependency relations are textualized and injected into the model, guiding the model to focus on sentiment-relevant structural cues. The entire process can be formalized as: $(\mathcal{Y}_S, \mathcal{Y}_E) = \mathcal{F}(\mathcal{T}, \mathcal{I}, \mathcal{A}, \mathcal{G})$.

We elaborate on our approach in three sections.

2.1 demonstrates how we extract dependency syntactic structures from text and form a unified global syntactic representation. 2.2 proposes an aspect-centered dependency pruning strategy. 2.3 textualizes the pruned dependency and uses it as a structured prompt to promote explainable MABSA.

2.1 Dependency Structure Extraction

Existing studies show that the dependency structure of text is able to help a model identify essential context information for accurate sentiment analysis (Tu et al., 2012; Chen et al., 2020; Naglik and Lango, 2024; Zhou et al., 2024; Tian et al., 2025a). To help MLLMs effectively distinguish the sentiment expressed by different aspects, we construct a unified dependency syntax tree for the text to help understand the contextual sentiment association.

Let the textual input \mathcal{T} be split into M sentences $\{\mathcal{S}_1, \dots, \mathcal{S}_M\}$, where each $\mathcal{S}_m = \{w_{m,1}, \dots, w_{m,n_m}\}$ represents the m -th sentence with n_m tokens. For each sentence \mathcal{S}_m , we use

an off-the-shelf dependency parser¹ to identify token-level directed dependencies and construct a dependency syntax tree. Formally, the dependency syntax tree of sentence \mathcal{S}_m is represented as a directed graph: $\mathcal{G}_m = (\mathcal{V}_m, \mathcal{E}_m)$, where $\mathcal{V}_m = \{w_{m,1}, \dots, w_{m,n_m}\}$ denotes the set of tokens in sentence \mathcal{S}_m , and $\mathcal{E}_m \subseteq \mathcal{V}_m \times \mathcal{V}_m$ denotes the set of directed dependency edges. $(h_i, w_{m,i}) \in \mathcal{E}_m$ indicates that token h_i serves as the syntactic head of token $w_{m,i}$. The dependency syntax tree contains a unique root node, denoted as $r_m \in \mathcal{V}_m$, which represents the syntactic root.

To obtain a unified syntactic representation for the entire text, we further introduce inter-sentence structural connections. Specifically, for each pair of adjacent sentences \mathcal{S}_{m-1} and \mathcal{S}_m ($m = 2, 3, \dots, M$), we add a directed edge from the root node r_m to r_{m-1} . The set of such inter-sentence edges is defined as: $\mathcal{E}_m^{\text{inter}} = \{(r_m, r_{m-1}) \mid m = 2, 3, \dots, M\}$. Finally, the overall syntactic structure of the text \mathcal{T} is represented as a unified dependency graph $\mathcal{G} = (\mathcal{V}, \mathcal{E})$, where $\mathcal{V} = \bigcup_{m=1}^M \mathcal{V}_m$, and $\mathcal{E} = \bigcup_{m=1}^M \mathcal{E}_m \cup \mathcal{E}_m^{\text{inter}}$.

2.2 Aspect-centered Dependency Pruning

Although the unified dependency tree chain $\mathcal{G} = (\mathcal{V}, \mathcal{E})$ captures rich syntactic relations across the entire text, a large portion of its nodes and edges are irrelevant to the sentiment expressed toward the target aspect. Moreover, overly complex syntactic structures may introduce noise and hinder effective reasoning in MLLMs. To address this issue, we perform aspect-centered dependency tree pruning, retaining only the syntactic components that are closely related to the target aspect.

Let $v_A \in \mathcal{V}$ denote the node corresponding to the target aspect \mathcal{A} . We define two sets of nodes based on their relative positions to v_A in the dependency tree: the ancestor nodes (parent direction) and the descendant nodes (child direction). For a given integer n ($n = \infty$ indicates no pruning), we collect the set of both the ancestor nodes and the descendant nodes within at most n hops from v_A . Formally, $\text{dist}(u, v)$ denotes the shortest path length between nodes u and v along directed dependency edges. The retained node set $\mathcal{V}_A^{(n)}$ is formulated as:

$$\mathcal{V}_A^{(n)} = \left\{ v \in \mathcal{V} \mid \begin{array}{l} \text{dist}(v, v_A) \leq n \\ \vee \text{dist}(v_A, v) \leq n \end{array} \right\} \quad (1)$$

¹E.g., spaCy, Stanford Dependency Parser

Correspondingly, the retained edge set $\mathcal{E}_{\mathcal{A}}^{(n)}$ includes all edges whose endpoints are both preserved:

$$\mathcal{E}_{\mathcal{A}}^{(n)} = \{(u, v) \in \mathcal{E} \mid u \in \mathcal{V}_{\mathcal{A}}^{(n)} \wedge v \in \mathcal{V}_{\mathcal{A}}^{(n)}\} \quad (2)$$

The resulting pruned dependency subgraph is defined as: $\mathcal{G}_{\mathcal{A}}^{(n)} = (\mathcal{V}_{\mathcal{A}}^{(n)}, \mathcal{E}_{\mathcal{A}}^{(n)})$. This aspect-centered pruned dependency tree focuses on syntactic structures that are most relevant to the sentiment expressed toward the target aspect, while discarding irrelevant or distant information. It provides a compact and noise-reduced structural representation for subsequent syntax-aware encoding and generation.

2.3 MABSA with Dependencies

To enable the pruned dependency syntax tree to aid in fine-tuning the MLLMs, we textualize it as the input prompt. We consider various textualization approaches, such as CoNLL-U. After demonstration and experimentation, we ultimately choose the following approach based on edges.

Given an aspect-centered pruned dependency subgraph $\mathcal{G}_{\mathcal{A}}^{(n)} = (\mathcal{V}_{\mathcal{A}}^{(n)}, \mathcal{E}_{\mathcal{A}}^{(n)})$, the model converts the dependencies into textual forms. Each edge $(u, v) \in \mathcal{E}_{\mathcal{A}}^{(n)}$ is converted into a text:

$$f_{\text{dep}}(u, v) = u \xrightarrow{\text{DepRel}} v \quad (3)$$

where u and v denote the parent and child nodes, respectively. *DepRel* denotes the dependency relation between them. All edges are sequentially concatenated to obtain the dependency information sequence for the target aspect:

$$\text{DepText}_{\mathcal{A}} = \bigoplus_{(u,v) \in \mathcal{E}_{\mathcal{A}}^{(n)}} f_{\text{dep}}(u, v) \quad (4)$$

The dependency information $\text{DepText}_{\mathcal{A}}$, together with the guiding instruction \mathcal{P} , textual content \mathcal{T} , image \mathcal{I} , and target aspect \mathcal{A} , is provided as input to the MLLMs. Conditioned on this input, the model generates an output as:

$$\hat{\mathcal{Y}}_S, \hat{\mathcal{Y}}_E = \mathcal{F}_{\theta}(\mathcal{T}, \mathcal{I}, \mathcal{A}, \text{DepText}_{\mathcal{A}}, \mathcal{P}) \quad (5)$$

3 Experiment Settings

3.1 Dataset Construction for Explainable MABSA

Our experiments are based on two MABSA benchmark datasets of thousand-scale size, Twitter2015 and Twitter2017 (Yu and Jiang, 2019). The datasets

Dataset	Train	Dev	Test	Total
Twitter2015	3,179	1,122	1,037	5,338
Twitter2017	3,562	1,176	1,234	5,972

Table 1: Statistics of Twitter2015 and Twitter2017.

include entries consisting of image, text, target aspect, and sentiment label. The statistics of the datasets are shown in Table 1.

To enable the fine-tuned model to possess the ability to generate sentiment explanations, we construct explanations for the sentiments with the help of MLLMs. We use Qwen3-VL-32B (Yang et al., 2025a), a MLLM with strong capabilities, to produce explanatory text. In this process, the model is explicitly provided with the gold standard sentiment label as a constraint during generation. To further enhance the credibility of the explanations, we randomly sample 10% of the generated explanations and manually check them in conjunction with the text and image. This inspection confirms that Qwen3-VL-32B can generate accurate, sentiment-consistent explanations when guided by the gold standard labels. The Twitter datasets enriched with validated explanations are used as our datasets.

3.2 Baselines

Existing studies have shown that a high-quality data representation plays an essential role in multimodal content processing (Mikolov et al., 2013; Han et al., 2018; Peters et al., 2018; Devlin et al., 2019; Song et al., 2021; Diao et al., 2021; Touvron et al., 2023; Wang et al., 2024a). Therefore, we employ MLLM in experiments. Specifically, our experiments employ Qwen3-VL (Yang et al., 2025a) and Ministral-3 as backbone models. We compare our proposed pruning variants against these main baseline configurations.

Baseline 1: Vanilla MLLMs. These models are fine-tuned using only the original multimodal inputs (text, image, aspect) without any dependency syntax information. They establish the performance baseline for standard explainable MABSA.

Baseline 2: Full-syntax MLLMs. These models incorporate the complete dependency syntax tree without pruning. They help evaluate the raw contribution of dependency information.

3.3 Implementation Details

Both the baseline and improved models are fine-tuned using Qwen3-VL-4B, Qwen3-VL-8B, and

MLLM	Setting	Twitter2015					Twitter2017				
		BLEU -4	ROUGE			BERTScore -F1	BLEU -4	ROUGE			BERTScore -F1
			R-1	R-2	R-L			R-1	R-2	R-L	
Qwen3 -VL-4B	Vanilla	23.66	60.93	37.13	49.53	92.55	24.01	61.40	37.69	49.91	92.61
	Syn (n= ∞)	24.66	61.68	38.33	50.63	92.75	24.80	62.35	38.85	51.65	92.78
	Syn (n=1)	24.57	62.01	38.37	50.69	92.76	24.54	62.52	38.88	51.36	92.79
	Syn (n=2)	24.66	62.25	38.67	51.06	92.79	25.49	62.38	39.41	51.56	92.81
	Syn (n=3)	24.48	61.96	38.19	50.70	92.74	24.84	62.25	39.27	51.56	92.79
Qwen3 -VL-8B	Vanilla	32.63	61.98	38.34	50.60	92.73	32.98	61.86	38.71	50.75	92.72
	Syn (n= ∞)	34.08	62.83	39.79	51.86	92.94	34.48	62.85	40.59	53.01	92.97
	Syn (n=1)	34.06	62.68	39.53	51.62	92.86	34.46	63.31	40.02	52.37	93.05
	Syn (n=2)	34.28	62.88	39.71	52.05	92.95	34.63	63.28	40.61	52.65	92.99
	Syn (n=3)	33.85	62.43	39.27	51.48	92.86	34.56	63.08	40.25	52.32	92.98
Ministral -3-8B	Vanilla	33.55	54.71	31.81	43.38	90.57	34.05	55.59	33.02	44.63	90.47
	Syn (n= ∞)	35.36	55.65	32.54	43.86	90.56	35.60	55.85	33.59	45.10	89.31
	Syn (n=1)	34.95	55.71	32.56	44.11	90.58	35.51	55.64	33.23	44.80	90.27
	Syn (n=2)	35.45	55.78	32.93	44.55	90.38	35.80	56.61	33.99	45.24	90.76
	Syn (n=3)	34.62	55.95	32.72	44.31	90.86	36.17	55.79	33.41	44.56	90.65

Table 2: Results of generation metrics (%) in fine-tuning experiments. We perform experiments on three MLLMs, including the vanilla models and multiple variants that integrate dependency syntax with different pruning depths ($n = \infty$ indicates no pruning). Generation metrics include BLEU, ROUGE, and BERTScore.

Ministral-3 8B² with a few samples. Qwen3-VL-4B and Qwen3-VL-8B each contain 36 Transformer layers with hidden state dimensions of 2560 and 4096. Ministral-3-8B consists of 32 layers with a hidden state dimension of 4096. To achieve efficient parameter fine-tuning, this paper employs Low-Rank Adaptation (LoRA) (Hu et al., 2022) to fine-tune the pre-trained MLLMs. The LoRA rank is set to 4, the scaling factor to 16, and the dropout rate to 0.1. For training settings, the number of epochs is set to 10, and the batch size to 1. The optimizer is AdamW, and the learning rate to 1e-5.

3.4 Evaluation Metrics

We evaluate our approach in terms of both sentiment classification performance and explanation generation quality. For sentiment classification, accuracy is used to measure the overall correctness of predictions, while macro-F1 serves as the primary metric to provide a more comprehensive evaluation across different sentiment categories. For explanation generation, we employ multiple text generation metrics to assess both lexical and semantic aspects. BLEU (Papineni et al., 2002) and ROUGE (Lin, 2004) evaluate the overlap between generated explanations and human references at the n-gram and sequence levels. BERTScore (Zhang et al., 2019), computed using the encoder of the RoBERTa-large

MLLM	Setting	Twitter2015		Twitter2017	
		Acc	F1	Acc	F1
Qwen3 -VL-4B	Vanilla	72.8	67.7	70.4	69.5
	Syn (n= ∞)	74.5	70.1	71.6	71.2
	Syn (n=1)	75.9	72.0	72.6	71.9
	Syn (n=2)	77.2	72.6	73.0	72.6
	Syn (n=3)	76.0	72.1	72.0	71.2
Qwen3 -VL-8B	Vanilla	73.6	70.2	71.1	71.1
	Syn (n= ∞)	75.0	71.7	73.8	72.9
	Syn (n=1)	75.6	71.4	73.0	72.0
	Syn (n=2)	76.7	73.0	73.6	73.4
	Syn (n=3)	75.6	72.5	72.7	72.2
Ministral -3-8B	Vanilla	73.5	69.1	72.1	71.7
	Syn (n= ∞)	75.5	70.0	73.2	72.3
	Syn (n=1)	75.5	70.5	71.8	71.2
	Syn (n=2)	75.6	69.5	74.1	73.3
	Syn (n=3)	76.6	70.5	73.0	71.7

Table 3: Results of classification metrics (%) in fine-tuning experiments. Classification metrics include accuracy and macro-F1.

pre-trained model, measures the semantic similarity between generated and reference texts.

4 Results and Analyses

4.1 Overall Results

We evaluate the performance of MLLMs under the fine-tuning settings on two tasks: aspect-based sentiment classification and explanation generation.

²<https://docs.mistral.ai/models/ministral-3-8b-25-12>

Approach	Twitter2015		Twitter2017	
	Acc	F1	Acc	F1
<i>Non-prompt-based Approaches</i>				
SaliencyBERT (Wang et al., 2021)	77.0	72.4	69.7	67.2
VLP-MABSA (Ling et al., 2022)	78.6	73.8	73.8	71.8
CoolNet (Xiao et al., 2023)	79.9	75.3	71.6	69.6
LRSA (Cao et al., 2024)	79.5	75.9	74.2	73.2
WisDoM (Wang et al., 2024b)	81.5	78.1	77.6	76.8
GLFFCA (Wang et al., 2025)	77.7	74.2	71.2	69.5
<i>Prompt-based Approaches</i>				
MultiPoint ^a (Yang et al., 2023)	67.3	66.6	61.9	61.2
Flan-T5-VA (Liu et al., 2023)	-	69.7	-	68.6
MPFIT (Yang et al., 2024)	76.4	72.6	69.0	66.7
BIPF (Zhu and Xu, 2025)	77.3	71.2	71.1	70.4
Ours	77.2	72.6	73.0	72.6

^a This approach is specifically designed for few-shot experiments.

Table 4: Comparison of our approach with other approaches on classification metrics. We categorize these approaches into prompt-based approaches and others.

From the results of aspect-based sentiment classification (Table 3), an overall trend can be observed that incorporating dependency syntactic structures leads to consistent improvements in both accuracy and macro-F1 across all backbone models on both datasets. For the Qwen series models, the performance gains brought by incorporating syntactic information are relatively stable across different settings. In most cases, configurations with moderate pruning depths achieve the best results. For Ministral-3-8B, syntax-enhanced models generally achieve better performance than the baseline. For the sentiment explanation generation task (Table 2), incorporating syntactic structures usually yields performance improvements in most cases. Across BLEU, ROUGE, and BERTScore metrics, syntax-enhanced models mostly outperform or are comparable to the baseline fine-tuned models. For the Qwen series models, moderate pruning depths generally lead to better generation performance. For Ministral-3-8B, introducing syntactic information still results in consistent improvements, despite its lower overall generation performance.

Table 4 shows a comparison of our approach with other approaches on classification metrics. Our approach, falling under the category of the prompt-based approaches, achieves near-state-of-the-art (near-SOTA) results on Twitter2015 and clearly outperforms other prompt-based approaches on Twitter2017. We also report the results of non-prompt-based approaches which demonstrate higher metrics in Table 4 for reference, mainly due to the introduction of additional in-

MLLM	Setting	Twitter2015		Twitter2017	
		Acc	F1	Acc	F1
Qwen3-VL-4B	Vanilla	48.1	48.5	54.9	52.3
	Syn (n= ∞)	56.9	57.5	53.5	51.5
	Syn (n=1)	55.5	56.2	55.1	52.9
	Syn (n=2)	55.3	56.1	53.9	51.8
	Syn (n=3)	55.0	55.7	53.6	51.6
Qwen3-VL-8B	Vanilla	59.6	59.8	59.2	59.0
	Syn (n= ∞)	60.0	60.7	56.1	55.5
	Syn (n=1)	63.9	63.8	60.5	60.6
	Syn (n=2)	62.2	62.5	62.7	62.0
	Syn (n=3)	62.2	61.1	58.3	57.9
Ministral-3-8B	Vanilla	33.0	54.5	34.9	55.1
	Syn (n= ∞)	34.1	56.7	35.6	55.5
	Syn (n=1)	35.4	59.2	35.5	56.5
	Syn (n=2)	35.4	59.2	35.5	57.0
	Syn (n=3)	34.8	57.8	35.5	56.7

Table 5: Results of classification metrics (accuracy and macro-F1) (%) in zero-shot experiments.

formation or the adoption of complex model structures. For instance, GLFFCA and CoolNet rely on sophisticated cross-modal fusion, whereas LRSA and WisDoM introduce auxiliary information such as MLLM-generated rationales or external knowledge. In contrast, our approach uses only pre-trained MLLMs with syntactic cues, requires no architectural modifications, and jointly optimizes sentiment classification and explanation generation. These settings somewhat limit the model’s ability to specifically optimize classification accuracy. Under this challenging setting, although our proposed approach does not have an absolute advantage in classification metrics, it still demonstrates good performance and stability.

Overall, moderate aspect-centered syntactic pruning achieves a good balance between performance improvement and noise suppression. Excessive pruning may lead to the loss of key information, while overly large syntactic subtrees introduce redundancy or interference, especially in multi-aspect scenarios. These results collectively validate the effectiveness of the syntactic-aware generative framework under fine-tuning settings.

4.2 Zero-shot Results

To evaluate generalization in an unsupervised setting, we assess the models in a zero-shot configuration without fine-tuning, generating predictions directly. Since there is no fine-tuning to strictly define the output format and length range of the explanations, the generated metrics are low and

MLLM	Setting	Twitter2015					Twitter2017				
		BLEU -4	ROUGE			BERTScore -F1	BLEU -4	ROUGE			BERTScore -F1
			R-1	R-2	R-L			R-1	R-2	R-L	
Qwen3 -VL-4B	Syn ($n=\infty$)	32.52	61.02	37.25	49.62	92.57	33.46	61.55	38.35	50.54	92.63
	Syn ($n=1$)	31.63	60.50	36.49	48.81	92.45	33.24	61.55	38.01	50.22	92.62
	Syn ($n=2$)	32.53	60.93	37.20	49.33	92.56	33.88	61.97	38.56	50.89	92.71
	Syn ($n=3$)	32.44	61.10	37.25	49.62	92.57	34.10	62.13	39.03	51.17	92.76
Qwen3 -VL-8B	Syn ($n=\infty$)	33.39	61.76	38.06	50.31	92.69	34.82	62.39	39.63	51.53	92.82
	Syn ($n=1$)	34.40	62.38	38.79	51.23	92.81	35.04	62.90	40.04	51.95	92.90
	Syn ($n=2$)	34.83	62.58	39.20	51.34	92.87	35.51	63.06	40.34	52.47	92.95
	Syn ($n=3$)	34.84	62.63	39.32	51.63	92.87	35.29	62.95	40.16	52.27	92.94
Ministral -3-8B	Syn ($n=\infty$)	24.64	55.38	32.58	44.12	90.84	24.61	55.20	32.82	44.25	90.35
	Syn ($n=1$)	24.22	55.87	33.23	44.69	90.43	25.22	55.64	33.23	44.70	90.36
	Syn ($n=2$)	24.45	55.97	32.95	44.53	90.39	24.09	55.13	32.82	44.28	90.30
	Syn ($n=3$)	24.02	55.03	32.21	43.67	90.71	26.07	56.25	34.21	45.58	90.54

Table 6: Results of generation metrics (%) in ablation study. Dependency relations are deleted

MLLM	Setting	Twitter2015		Twitter2017	
		Acc	F1	Acc	F1
Qwen3 -VL-4B	Syn ($n=\infty$)	72.8	67.8	70.4	70.1
	Syn ($n=1$)	72.6	66.8	71.2	69.8
	Syn ($n=2$)	73.6	69.0	72.7	72.5
	Syn ($n=3$)	73.5	68.0	72.1	71.3
Qwen3 -VL-8B	Syn ($n=\infty$)	73.7	70.4	71.4	71.4
	Syn ($n=1$)	74.8	71.2	72.4	72.0
	Syn ($n=2$)	75.8	72.1	73.0	72.3
	Syn ($n=3$)	75.1	72.1	72.8	72.2
Ministral -3-8B	Syn ($n=\infty$)	75.1	70.6	71.2	72.9
	Syn ($n=1$)	75.7	70.9	72.2	71.8
	Syn ($n=2$)	76.3	70.5	73.3	70.4
	Syn ($n=3$)	75.6	70.8	70.4	69.7

Table 7: Results of classification metrics (%) in ablation study. Dependency relations are deleted

highly unstable. Therefore, we only focus on the classification metrics. As shown in Table 5, incorporating syntactic structure still consistently improves performance. For instance, for Qwen3-VL-8B on Twitter2015, Syn ($n = 1$) boosts accuracy and macro-F1 to 63.9% and 63.8%, effectively outperforming the baseline.

Notably, the effectiveness of different pruning depths n differs between zero-shot and fine-tuned settings. For Ministral-3-8B on Twitter2015, Syn ($n = 1, 2$) achieves better zero-shot performance, outperforming looser configurations. This suggests that, without fine-tuning, overly complex syntactic subgraphs may introduce irrelevant information. Stricter local pruning (E.g., $n = 1, 2$) provides more focused signals and more reliable reasoning.

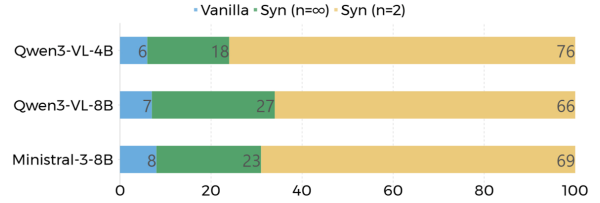


Figure 2: The number of samples (100 in total) that are rated as the best explanation by Qwen3-VL-32B. Blue, green, and yellow represent results of experimental groups: Vanilla, Syn ($n = \infty$), and Syn ($n = 2$).

4.3 Ablation Study

In the proposed syntax-aware generative framework, each dependency edge is textualized as a directed relation between two tokens, where the dependency relation explicitly characterizes their syntactic function. In ablation experiments, we remove dependency relations while keeping the dependency structure and token order unchanged, retaining only the connected token pairs. The generation metrics and classification metrics are reported in Table 6 and Table 7.

From the results, we observe that removing dependency relation labels leads to performance degradation for most models across evaluation metrics. This indicates that dependency relation provides additional and effective syntactic cues that help the model more accurately capture aspect-related sentiment expressions. Further analysis shows that although the performance drop is relatively moderate, the full model with dependency relation exhibits more stable behavior across different settings. This suggests that explicitly encoding syntactic dependency relation enhances the expres-

MLLM	Setting	Twitter2015					Twitter2017				
		BLEU	ROUGE			BERTScore	BLEU	ROUGE			BERTScore
		-4	R-1	R-2	R-L	-F1	-4	R-1	R-2	R-L	-F1
Qwen3 -VL-4B	Syn ($n=\infty$)	32.52	61.98	38.34	49.62	92.76	33.46	61.96	38.55	50.54	92.82
	Syn ($n=1$)	31.63	62.00	38.26	48.81	92.75	33.24	62.10	38.31	50.22	92.80
	Syn ($n=2$)	32.53	61.81	38.15	49.33	92.72	33.88	62.47	38.90	50.89	92.82
	Syn ($n=3$)	32.44	61.54	37.92	49.62	92.76	34.10	62.93	39.46	51.17	92.87
Qwen3 -VL-8B	Syn ($n=\infty$)	33.39	62.50	38.89	50.31	93.01	34.82	62.90	39.84	51.53	93.05
	Syn ($n=1$)	34.40	62.81	39.18	51.23	93.00	35.04	63.12	40.27	51.95	92.96
	Syn ($n=2$)	34.83	63.03	39.43	51.34	92.89	35.51	63.29	40.81	52.47	93.01
	Syn ($n=3$)	34.84	63.39	41.04	51.63	93.01	35.29	63.39	41.04	52.47	93.05
Ministral -3-8B	Syn ($n=\infty$)	24.64	55.49	32.57	44.12	90.74	24.09	55.13	32.82	44.28	90.02
	Syn ($n=1$)	24.22	55.14	32.65	44.69	90.24	25.22	55.64	33.23	44.70	90.76
	Syn ($n=2$)	24.45	56.17	33.20	44.69	91.28	26.07	56.00	33.44	45.58	90.88
	Syn ($n=3$)	24.02	55.47	32.64	43.67	90.19	24.61	55.20	32.82	44.25	90.88

Table 8: Results of generation metrics (%) in fine-tuning experiments where CoNLL-U format is adopted.

MLLM	Setting	Twitter2015		Twitter2017	
		Acc	F1	Acc	F1
Qwen3 -VL-4B	Syn ($n=\infty$)	75.1	71.5	72.0	71.5
	Syn ($n=1$)	75.1	69.9	72.3	71.7
	Syn ($n=2$)	74.7	69.8	71.9	71.3
	Syn ($n=3$)	75.5	70.8	72.8	72.3
Qwen3 -VL-8B	Syn ($n=\infty$)	76.0	72.7	72.9	72.5
	Syn ($n=1$)	76.4	72.2	72.3	71.8
	Syn ($n=2$)	74.9	71.1	72.8	72.3
	Syn ($n=3$)	76.4	72.8	73.5	73.1
Ministral -3-8B	Syn ($n=\infty$)	74.6	70.0	72.5	71.5
	Syn ($n=1$)	75.5	70.5	73.0	72.6
	Syn ($n=2$)	76.5	70.8	73.3	72.8
	Syn ($n=3$)	75.4	70.5	73.0	72.2

Table 9: Results of classification metrics (%) in fine-tuning experiments where CoNLL-U format is adopted.

siveness of the representation and facilitates more fine-grained aspect-based sentiment modeling.

4.4 Comparison of Textualization Approaches

This study considered several other textualization approaches, with the CoNLL-U³ format being the most promising candidate. We also conducted fine-tuning experiments using the CoNLL-U format while keeping other settings constant. The results are shown in Table 8 and Table 9.

The results indicate that the CoNLL-U format effectively improves the experimental results compared to the baseline, but is slightly lower than the edge-based textualization approach mentioned above. We speculate that this may be because the

CoNLL-U format makes the relationships between nodes less intuitive. Furthermore, this approach introduces more entries than the edge-based variant, potentially adding noise. Nevertheless, both textualization strategies consistently improve performance, demonstrating the robustness and generality of our framework.

4.5 Intuitive Evaluation of Explanation

While generation metrics provide a quantitative evaluation, we further assess explanation quality from an intuitive human perspective. Specifically, we randomly sample 100 instances from Twitter2015 and compare explanations from three settings: Vanilla, Syn ($n = \infty$), and Syn ($n = 2$). Using Qwen3-VL-32B as an automatic judge, we select the best explanation for each instance. As shown in Figure 2, incorporating dependency syntactic information leads to more intuitive explanations than vanilla MLLM, with syntactic pruning enabling clearer identification of sentiment cues.

4.6 Case Study

As shown in Figure 3, we present a set of representative samples, where the text-image pair corresponds to three aspects, each expressing a different sentiment. The explanation only shows what is necessary and the rest is shown in Appendix B. The vanilla model fails to clearly distinguish the sentiment of different entities, often mixing the sentiment across aspects. For instance, the vanilla model incorrectly predicts a positive sentiment for “Suarez,” whereas our dependency syntax-aware approach captures subject-predicate relations and

³<https://universaldependencies.org/format.html>


Text: <i>Barcelona Crowned 2016 La Liga Champions, Suarez Sink . . .</i>				
	Aspect1: <i>Barcelona</i>	Aspect2: <i>La Liga</i>	Aspect3: <i>Suarez</i>	
Ground Truth	Positive Expl.1	Neutral Expl.2	Negative Expl.3	
Vanilla	Positive Expl.4	Positive Expl.5	Positive Expl.6	
Syntax(n=2)	Positive Expl.7	Neutral Expl.8	Negative Expl.9	
	Explanation			
Expl.3	The sentiment towards "Suarez" is negative because the text phrase "Suarez Sink" implies a critical or unfavorable association, suggesting his role led to a downfall or negative outcome despite the celebratory image. The image shows joy, but the text frames Suarez in a negative light, possibly indicating controversy or blame tied to his performance.			
Expl.6	The sentiment towards "Suarez" is positive because the image shows him celebrating enthusiastically with teammates, indicating joy and success, while the text mentions Barcelona being crowned champions, implying Suarez's contribution to the victory. His central role in the celebration and the team's triumph reinforce a positive association.			
Expl.9	The sentiment towards "Suarez" is negative because the text states "Suarez Sink," which implies a negative outcome or failure, despite the image showing him celebrating with teammates. This contradiction suggests the text may be critical or sarcastic, assigning a negative sentiment to Suarez in the context of the phrase, even if the image portrays a positive moment.			

Figure 3: A presentation of sentiment classification results and partial explanations for the case. Our approach successfully distinguished the different sentiments conveyed by different aspects and generated correct explanations.

correctly distinguishes the sentiment of each aspect. Moreover, our approach provides reasonable explanations for the sentiments. The explanation reveals that “Suarez Sink” conveys a negative sentiment despite the celebratory image, indicating that the model correctly prioritizes critical textual cues.

5 Related Work

MLLMs integrate visual and textual modalities for cross-modal understanding and generation. Some studies (Radford et al., 2021; Alayrac et al., 2022) focus on aligning image-text representations to learn shared semantic spaces, forming the basis for multimodal tasks. BLIP-2 (Li et al., 2023) bridges vision encoders and LLMs with a lightweight, parameter-efficient Q-Former. Subsequent models such as MiniGPT-4 (Zhu et al., 2023), Instruct-BLIP (Dai et al., 2023), and Qwen-VL (Wang et al., 2024a; Yang et al., 2025a), further scale model capacity and improve alignment.

Early studies in MABSA explore the integration of textual and visual information. Ma et al. (2018) propose a targeted multimodal framework that aligns text and images to capture visual cues for aspect-specific sentiment prediction. Xu et al. (2019) later formalize the MABSA task and introduce the Multi-Interactive Memory Network to model interactions among aspects, text, and images. Zhang et al. (2022) propose a visual enhancement capsule network to enhance visual features. Recent

studies explore more advanced fusion strategies, including aspect-aware gated fusion to dynamically weight textual and visual features (Lawan and Yunusa, 2025), joint modeling of emoji, text, and images via mutual attention mechanisms (Lou et al., 2024), multi-layer feature fusion with multi-task learning (Cai et al., 2025), knowledge-enhanced, text-guided frameworks to suppress modality noise (Shi and Zhang, 2025), approach that further considers cognitive and aesthetic factors in MABSA (Xiao et al., 2025), and methods that incorporate external knowledge and multi-granularity image-text features (Liu et al., 2025). These studies merely use MLLMs as feature extractors or discriminative classifiers. Unlike them, our study focuses on constructing an explainable MABSA framework that combines sentiment classification and explanation.

6 Conclusion

We propose a generative and explainable MABSA framework based on MLLMs that jointly generates sentiment labels and natural language explanations. A dependency-syntax guided input structuring strategy enhances aspect-aware reasoning by focusing on aspect-centered syntactic cues. Experiments on the Twitter2015 and Twitter2017 benchmarks demonstrate consistent improvements in both aspect-based sentiment classification performance and explanation quality, validating the effectiveness and robustness of our approach.

References

- Jean-Baptiste Alayrac, Jeff Donahue, Pauline Luc, Antoine Miech, Iain Barr, Yana Hasson, Karel Lenc, Arthur Mensch, Katherine Millican, Malcolm Reynolds, and 1 others. 2022. Flamingo: a visual language model for few-shot learning. *Advances in neural information processing systems*, 35:23716–23736.
- Yujian Cai, Xingguang Li, Yingyu Zhang, Jinsong Li, Fazheng Zhu, and Lin Rao. 2025. Multimodal sentiment analysis based on multi-layer feature fusion and multi-task learning. *Scientific Reports*, 15(1):2126.
- Jun Cao, Jiyi Li, Ziwei Yang, and Renjie Zhou. 2024. Enhanced multimodal aspect-based sentiment analysis by llm-generated rationales. In *International Conference on Neural Information Processing*, pages 228–243. Springer.
- Guimin Chen, Yuanhe Tian, and Yan Song. 2020. Joint Aspect Extraction and Sentiment Analysis with Directional Graph Convolutional Networks. In *Proceedings of the 28th International Conference on Computational Linguistics*, pages 272–279.
- Wenliang Dai, Junnan Li, Dongxu Li, Anthony Tiong, Junqi Zhao, Weisheng Wang, Boyang Li, Pascale N Fung, and Steven Hoi. 2023. Instructblip: Towards general-purpose vision-language models with instruction tuning. *Advances in neural information processing systems*, 36:49250–49267.
- Jacob Devlin, Ming-Wei Chang, Kenton Lee, and Kristina Toutanova. 2019. Bert: Pre-training of deep bidirectional transformers for language understanding. In *Proceedings of the 2019 conference of the North American chapter of the association for computational linguistics: human language technologies, volume 1 (long and short papers)*, pages 4171–4186.
- Shizhe Diao, Ruijia Xu, Hongjin Su, Yilei Jiang, Yan Song, and Tong Zhang. 2021. Taming Pre-trained Language Models with N-gram Representations for Low-Resource Domain Adaptation. In *Proceedings of the 59th Annual Meeting of the Association for Computational Linguistics and the 11th International Joint Conference on Natural Language Processing (Volume 1: Long Papers)*, pages 3336–3349, Online.
- Arwa Diwali, Kawther Saeedi, Kia Dashtipour, Mandar Gogate, Erik Cambria, and Amir Hussain. 2023. Sentiment analysis meets explainable artificial intelligence: A survey on explainable sentiment analysis. *IEEE Transactions on Affective Computing*.
- Jialong Han, Yan Song, Wayne Xin Zhao, Shuming Shi, and Haisong Zhang. 2018. hyperdoc2vec: Distributed representations of hypertext documents. *arXiv preprint arXiv:1805.03793*.
- Edward J Hu, Yelong Shen, Phillip Wallis, Zeyuan Allen-Zhu, Yuanzhi Li, Shean Wang, Lu Wang, Weizhu Chen, and 1 others. 2022. Lora: Low-rank adaptation of large language models. *ICLR*, 1(2):3.
- Xiaoran Hu and Masayuki Yamamura. 2023. Hierarchical fusion network with enhanced knowledge and contrastive learning for multimodal aspect-based sentiment analysis on social media. *Sensors*, 23(17):7330.
- Zaid Khan and Yun Fu. 2021. Exploiting bert for multimodal target sentiment classification through input space translation. In *Proceedings of the 29th ACM international conference on multimedia*, pages 3034–3042.
- Adamu Lawan and Haruna Yunusa. 2025. Gatemabsa: Aspect-image gated fusion for multimodal aspect-based sentiment analysis. *arXiv preprint arXiv:2509.25037*.
- Junnan Li, Dongxu Li, Silvio Savarese, and Steven Hoi. 2023. Blip-2: Bootstrapping language-image pre-training with frozen image encoders and large language models. In *International conference on machine learning*, pages 19730–19742. PMLR.
- Rui Li, Liwei Shao, Lei La, and Yi Yang. 2024. Laldm: A multimodal aspect level text analysis method and its application in online consumer electronics. *IEEE Transactions on Consumer Electronics*.
- Chin-Yew Lin. 2004. Rouge: A package for automatic evaluation of summaries. In *Text summarization branches out*, pages 74–81.
- Yan Ling, Jianfei Yu, and Rui Xia. 2022. Vision-language pre-training for multimodal aspect-based sentiment analysis. *arXiv preprint arXiv:2204.07955*.
- Kuanghong Liu, Jin Wang, and Xuejie Zhang. 2023. Entity-related unsupervised pretraining with visual prompts for multimodal aspect-based sentiment analysis. In *CCF International Conference on Natural Language Processing and Chinese Computing*, pages 481–493. Springer.
- Zhanghui Liu, Jiali Lin, Yuzhong Chen, and Yu Dong. 2025. Multimodal aspect-based sentiment analysis with external knowledge and multi-granularity image-text features. *Neural Processing Letters*, 57(2):25.
- Yinxia Lou, Junxiang Zhou, Jun Zhou, Donghong Ji, and Qing Zhang. 2024. Emoji multimodal microblog sentiment analysis based on mutual attention mechanism. *Scientific Reports*, 14(1):29314.
- Meng Luo, Hao Fei, Bobo Li, Shengqiong Wu, Qian Liu, Soujanya Poria, Erik Cambria, Mong-Li Lee, and Wynne Hsu. 2024. Panosent: A panoptic sextuple extraction benchmark for multimodal conversational aspect-based sentiment analysis. In *Proceedings of the 32nd ACM International Conference on Multimedia*, pages 7667–7676.
- Yukun Ma, Haiyun Peng, and Erik Cambria. 2018. Targeted aspect-based sentiment analysis via embedding commonsense knowledge into an attentive lstm. In *Proceedings of the AAAI conference on artificial intelligence*, volume 32.

- Bernadetta Maleszka. 2023. A survey of explainable artificial intelligence approaches for sentiment analysis. In *Asian Conference on Intelligent Information and Database Systems*, pages 52–62. Springer.
- Tomas Mikolov, Kai Chen, Greg Corrado, and Jeffrey Dean. 2013. Efficient estimation of word representations in vector space. *arXiv preprint arXiv:1301.3781*.
- Iwo Naglik and Mateusz Lango. 2024. Aste transformer modelling dependencies in aspect-sentiment triplet extraction. *arXiv preprint arXiv:2409.15202*.
- Kishore Papineni, Salim Roukos, Todd Ward, and Wei-Jing Zhu. 2002. Bleu: a method for automatic evaluation of machine translation. In *Proceedings of the 40th annual meeting of the Association for Computational Linguistics*, pages 311–318.
- Matthew E. Peters, Mark Neumann, Mohit Iyyer, Matt Gardner, Christopher Clark, Kenton Lee, and Luke Zettlemoyer. 2018. Deep contextualized word representations. In *Proceedings of the 2018 Conference of the North American Chapter of the Association for Computational Linguistics: Human Language Technologies, Volume 1 (Long Papers)*, pages 2227–2237, New Orleans, Louisiana.
- Alec Radford, Jong Wook Kim, Chris Hallacy, Aditya Ramesh, Gabriel Goh, Sandhini Agarwal, Girish Sastry, Amanda Askell, Pamela Mishkin, Jack Clark, and 1 others. 2021. Learning transferable visual models from natural language supervision. In *International conference on machine learning*, pages 8748–8763. PmlR.
- SM Rafiuddin, Sadia Kamal, Mohammed Rakib, Arunkumar Bagavathi, and Atriya Sen. 2025. Adaptisent: Context-aware adaptive attention for multimodal aspect-based sentiment analysis. *arXiv preprint arXiv:2507.12695*.
- Chengkai Shi and Yunhua Zhang. 2025. Mmkt: Multimodal sentiment analysis model based on knowledge-enhanced and text-guided learning. *Applied Sciences*, 15(17):9815.
- Yan Song, Tong Zhang, Yonggang Wang, and Kai-Fu Lee. 2021. ZEN 2.0: Continue Training and Adaptation for N-gram Enhanced Text Encoders. *arXiv preprint arXiv:2105.01279*.
- Yuanhe Tian, Guimin Chen, and Yan Song. 2021. Aspect-based sentiment analysis with type-aware graph convolutional networks and layer ensemble. In *Proceedings of the 2021 conference of the North American chapter of the association for computational linguistics: human language technologies*, pages 2910–2922.
- Yuanhe Tian, Xu Li, Wei Wang, Guoqing Jin, Pengsen Cheng, and Yan Song. 2025a. Large language models enhanced by plug and play syntactic knowledge for aspect-based sentiment analysis. *arXiv preprint arXiv:2506.12991*.
- Yuanhe Tian, Yan Song, and Yongdong Zhang. 2025b. Multimodal aspect-based sentiment analysis with plugin-enhanced large language models. *IEEE Transactions on Neural Networks and Learning Systems*, pages 1–15.
- Hugo Touvron, Thibaut Lavril, Gautier Izacard, Xavier Martinet, Marie-Anne Lachaux, Timothée Lacroix, Baptiste Rozière, Naman Goyal, Eric Hambro, Faisal Azhar, Aurelien Rodriguez, Armand Joulin, Edouard Grave, and Guillaume Lample. 2023. Llama: Open and efficient foundation language models. *arXiv preprint arXiv:2302.13971*.
- Zhaopeng Tu, Wenbin Jiang, Qun Liu, and Shouxun Lin. 2012. Dependency forest for sentiment analysis. In *CCF International Conference on Natural Language Processing and Chinese Computing*, pages 69–77. Springer.
- Jiawei Wang, Zhe Liu, Victor Sheng, Yuqing Song, and Chenjian Qiu. 2021. Saliencybert: Recurrent attention network for target-oriented multimodal sentiment classification. In *Chinese Conference on Pattern Recognition and Computer Vision (PRCV)*, pages 3–15. Springer.
- Peng Wang, Shuai Bai, Sinan Tan, Shijie Wang, Zhihao Fan, Jinze Bai, Keqin Chen, Xuejing Liu, Jialin Wang, Wenbin Ge, and 1 others. 2024a. Qwen2-vl: Enhancing vision-language model’s perception of the world at any resolution. *arXiv preprint arXiv:2409.12191*.
- Shunjie Wang, Guoyong Cai, and Guangrui Lv. 2025. Aspect-level multimodal sentiment analysis based on co-attention fusion. *International Journal of Data Science and Analytics*, 20(2):903–916.
- Wenbin Wang, Liang Ding, Li Shen, Yong Luo, Han Hu, and Dacheng Tao. 2024b. Wisdom: Improving multimodal sentiment analysis by fusing contextual world knowledge. In *Proceedings of the 32nd ACM international conference on multimedia*, pages 2282–2291.
- Luwei Xiao, Rui Mao, Shuai Zhao, Qika Lin, Yanhao Jia, Liang He, and Erik Cambria. 2025. Exploring cognitive and aesthetic causality for multimodal aspect-based sentiment analysis. *IEEE Transactions on Affective Computing*.
- Luwei Xiao, Xingjiao Wu, Shuwen Yang, Junjie Xu, Jie Zhou, and Liang He. 2023. Cross-modal fine-grained alignment and fusion network for multimodal aspect-based sentiment analysis. *Information Processing & Management*, 60(6):103508.
- Lu Xu, Yew Ken Chia, and Lidong Bing. 2021. Learning span-level interactions for aspect sentiment triplet extraction. *arXiv preprint arXiv:2107.12214*.
- Nan Xu, Wenji Mao, and Guandan Chen. 2019. Multi-interactive memory network for aspect based multimodal sentiment analysis. In *Proceedings of the AAAI conference on artificial intelligence*, volume 33, pages 371–378.

- Hang Yan, Junqi Dai, Tuo Ji, Xipeng Qiu, and Zheng Zhang. 2021. A unified generative framework for aspect-based sentiment analysis. In *Proceedings of the 59th annual meeting of the association for computational linguistics and the 11th international joint conference on natural language processing (volume 1: long papers)*, pages 2416–2429.
- An Yang, Anfeng Li, Baosong Yang, Beichen Zhang, Binyuan Hui, Bo Zheng, Bowen Yu, Chang Gao, Chengen Huang, Chenxu Lv, and 1 others. 2025a. Qwen3 technical report. *arXiv preprint arXiv:2505.09388*.
- Dan Yang, Xiuhong Li, Zhe Li, Chenyu Zhou, Xiaofan Wang, and Fan Chen. 2024. Prompt fusion interaction transformer for aspect-based multimodal sentiment analysis. In *2024 IEEE International Conference on Multimedia and Expo (ICME)*, pages 1–6. IEEE.
- Hao Yang, Yanyan Zhao, Yang Wu, Shilong Wang, Tian Zheng, Hongbo Zhang, Zongyang Ma, Wanxiang Che, Shijin Wang, Si Wei, and 1 others. 2025b. Large language models meet text-centric multimodal sentiment analysis: A survey. *Science China Information Sciences*, 68(10):1–29.
- Xiaocui Yang, Shi Feng, Daling Wang, Yifei Zhang, and Soujanya Poria. 2023. Few-shot multimodal sentiment analysis based on multimodal probabilistic fusion prompts. In *Proceedings of the 31st ACM international conference on multimedia*, pages 6045–6053.
- Jianfei Yu and Jing Jiang. 2019. Adapting bert for target-oriented multimodal sentiment classification. *IJCAI*.
- Tianyi Zhang, Varsha Kishore, Felix Wu, Kilian Q Weinberger, and Yoav Artzi. 2019. Bertscore: Evaluating text generation with bert. *arXiv preprint arXiv:1904.09675*.
- Yifei Zhang, Zhiqing Zhang, Shi Feng, and Daling Wang. 2022. [Visual enhancement capsule network for aspect-based multimodal sentiment analysis](#). *Applied Sciences*, 12:12146.
- Hua Zhao, Manyu Yang, Xueyang Bai, and Han Liu. 2024. A survey on multimodal aspect-based sentiment analysis. *IEEE Access*, 12:12039–12052.
- Chengjie Zhou, Bobo Li, Hao Fei, Fei Li, Chong Teng, and Donghong Ji. 2024. Revisiting structured sentiment analysis as latent dependency graph parsing. *arXiv preprint arXiv:2407.04801*.
- Jie Zhou, Jiabao Zhao, Jimmy Xiangji Huang, Qinmin Vivian Hu, and Liang He. 2021. Masad: A large-scale dataset for multimodal aspect-based sentiment analysis. *Neurocomputing*, 455:47–58.
- Ru Zhou, Wenya Guo, Xumeng Liu, Shenglong Yu, Ying Zhang, and Xiaojie Yuan. 2023. Aom: Detecting aspect-oriented information for multimodal aspect-based sentiment analysis.
- Aoqiang Zhu, Min Hu, Xiaohua Wang, Jiaoyun Yang, Yiming Tang, and Ning An. 2025. Danet: Dual-aware enhanced alignment network for multimodal aspect-based sentiment analysis. In *Findings of the Association for Computational Linguistics: ACL 2025*, pages 14369–14381.
- Deyao Zhu, Jun Chen, Xiaoqian Shen, Xiang Li, and Mohamed Elhoseiny. 2023. Minigpt-4: Enhancing vision-language understanding with advanced large language models. *arXiv preprint arXiv:2304.10592*.
- Fuxian Zhu and Xiaoli Xu. 2025. Bidirectional interactive prompt fusion and noise filtering for multimodal aspect-based sentiment analysis. In *International Conference on Intelligent Computing*, pages 98–109. Springer.
- Linlin Zhu, Heli Sun, Qunshu Gao, Tingzhou Yi, and Liang He. 2024. Joint multimodal aspect sentiment analysis with aspect enhancement and syntactic adaptive learning. In *Proceedings of the thirty-third international joint conference on artificial intelligence*, pages 6678–6686.

A Prompts of Different Tasks

Generating Dataset with Explanations
<p>[SYSTEM]</p> <p>Each sample you are given includes an image and a piece of text. Both the image and the text may contain emotional cues relevant to a sentiment label (negative/neutral/positive).</p> <p>Your task is to explain how this sentiment is classified. Your explanation must analyze both the image and the text. Do not rely only on the text.</p> <p>Your response must be a single short paragraph of plain text. Do not include any special formatting, punctuation for lists, markdown symbols, line breaks, or decorative characters. Notice: The explanation should be as brief but accurate as possible. Try to limit it to 50 words or less.</p> <p>[USER]</p> <p>Image: <image> Text: <text> Aspect term: <aspect></p> <p>Sentiment: <sentiment></p> <p>Please explain why this sentiment is identified as <sentiment>.</p> <p>[ASSISTANT]</p> <p>....</p>
Fine-tuning / Inference of Baseline Model
<p>[SYSTEM]</p> <p>Each sample you are given includes an image and a piece of text. Both the image and the text may contain emotional cues relevant to a sentiment (negative/neutral/positive).</p> <p>Your task is to identify the sentiment and explain the sentiment you have identified.</p> <p>Output strictly in the following format: Sentiment: ... Explanation: ... If your output does not follow this format, it is considered incorrect.</p> <p>[USER]</p> <p>Image: <image> Text: <text> Aspect term: <aspect>.</p> <p>What is the sentiment of this aspect term? Explain why it is identified as this sentiment.</p> <p>[ASSISTANT]</p> <p>....</p>
Fine-tuning / Inference of Our Approach
<p>[SYSTEM]</p> <p>Each sample you are given includes an image and a piece of text. Both the image and the text may contain emotional cues relevant to a sentiment (negative/neutral/positive).</p> <p>Your task is to identify the sentiment and explain the sentiment you have identified.</p> <p>Output strictly in the following format: Sentiment: ... Explanation: ... If your output does not follow this format, it is considered incorrect.</p> <p>[USER]</p> <p>Image: <image> Text: <text> Aspect term: <aspect>.</p> <p>Dependency syntax info related to aspect term: <syntax info></p> <p>What is the sentiment of this aspect term? Explain why it is identified as this sentiment.</p> <p>[ASSISTANT]</p> <p>....</p>

Table 10: Prompts of different tasks, including generating dataset with explanations, fine-tuning / inference of baseline and our approach.

B All Explanations in the Case Study

ID	Explanation
Expl.1	<i>The sentiment towards "Barcelona" is positive because the image shows players in Barcelona jerseys celebrating enthusiastically, with open mouths and joyful expressions, indicating triumph. The text mentions Barcelona being crowned La Liga champions, a clear achievement, reinforcing the positive sentiment associated with the team.</i>
Expl.2	<i>The sentiment towards "La Liga" is neutral because the term is mentioned as the context of the championship, without any evaluative or emotional language attached to it. The image shows celebratory players, but the focus is on Barcelona's victory, not on La Liga itself. The text references the league factually as the competition being won, not praising or criticizing it.</i>
Expl.3	<i>The sentiment towards "Suarez" is negative because the text phrase "Suarez Sink" implies a critical or unfavorable association, suggesting his role led to a downfall or negative outcome despite the celebratory image. The image shows joy, but the text frames Suarez in a negative light, possibly indicating controversy or blame tied to his performance.</i>
Expl.4	<i>The sentiment towards "Barcelona" is positive because the image shows players celebrating enthusiastically, with visible joy and excitement, indicating a triumphant moment. The text confirms their victory as 2016 La Liga Champions, reinforcing a successful and celebratory context, which aligns with positive sentiment.</i>
Expl.5	<i>The sentiment towards "La Liga" is positive because the text celebrates Barcelona being crowned 2016 La Liga Champions, indicating a successful and triumphant achievement. The image shows players in joyful celebration, reinforcing the positive emotional context associated with winning the league, which directly reflects favorably on La Liga as a prestigious and rewarding competition.</i>
Expl.6	<i>The sentiment towards "Suarez" is positive because the image shows him celebrating enthusiastically with teammates, indicating joy and success, while the text mentions Barcelona being crowned champions, implying Suarez's contribution to the victory. His central role in the celebration and the team's triumph reinforce a positive association.</i>
Expl.7	<i>The sentiment towards "Barcelona" is positive because the image shows players in Barcelona jerseys celebrating joyfully, with expressions of triumph and excitement, while the text announces their championship win, directly linking the team to a successful and celebratory outcome.</i>
Expl.8	<i>The sentiment towards "La Liga" is neutral because the term refers to the competition itself, not expressing any positive or negative emotion. The image shows players celebrating, but this reflects team success, not the league's inherent sentiment. The text mentions Barcelona's championship, which is a factual outcome, not an evaluation of La Liga as an entity.</i>
Expl.9	<i>The sentiment towards "Suarez" is negative because the text states "Suarez Sink," which implies a negative outcome or failure, despite the image showing him celebrating with teammates. This contradiction suggests the text may be critical or sarcastic, assigning a negative sentiment to Suarez in the context of the phrase, even if the image portrays a positive moment.</i>

Table 11: All explanations in the case study. The explanation results include the ground truth, the vanilla MLLM experimental group, and the experimental group with two pruned layers.