

Enhancing Large Language Models for Time-Series Forecasting via Vector-Injected In-Context Learning

Jianqi Zhang
jluzhangjianqi@163.com
Institute of Software, Chinese
Academy of Sciences; University of
the Chinese Academy of Sciences
Beijing, Beijing, China

Jingyao Wang
Institute of Software, Chinese
Academy of Sciences; University of
the Chinese Academy of Sciences
Beijing, Beijing, China
jingyao_wang0728@163.com

Wenwen Qiang
Institute of Software, Chinese
Academy of Sciences
Beijing, Beijing, China
qiang.ww0922@gmail.com

Fanjiang Xu
Institute of Software, Chinese
Academy of Sciences
Beijing, Beijing, China
fanjiang@iscas.ac.cn

Changwen Zheng
Institute of Software, Chinese
Academy of Sciences
Beijing, Beijing, China
changwen@iscas.ac.cn

Abstract

The World Wide Web needs reliable predictive capabilities to respond to changes in user behavior and usage patterns. Time series forecasting (TSF) is a key means to achieve this goal. In recent years, the large language models (LLMs) for TSF (LLM4TSF) have achieved good performance. However, there is a significant difference between pretraining corpora and time series data, making it hard to guarantee forecasting quality when directly applying LLMs to TSF; fine-tuning LLMs can mitigate this issue, but often incurs substantial computational overhead. Thus, LLM4TSF faces a dual challenge of prediction performance and compute overhead. To address this, we aim to explore a method for improving the forecasting performance of LLM4TSF while freezing all LLM parameters to reduce computational overhead. Inspired by in-context learning (ICL), we propose LVICL. LVICL uses our vector-injected ICL to inject example information into a frozen LLM, eliciting its in-context learning ability and thereby enhancing its performance on the example-related task (i.e., TSF). Specifically, we first use the LLM together with a learnable context vector adapter to extract a context vector from multiple examples adaptively. This vector contains compressed, example-related information. Subsequently, during the forward pass, we inject this vector into every layer of the LLM to improve forecasting performance. Compared with conventional ICL that adds examples into the prompt, our vector-injected ICL does not increase prompt length; moreover, adaptively deriving a context vector from examples suppresses components harmful to forecasting, thereby improving model performance. Extensive experiments demonstrate the effectiveness of our approach.

CCS Concepts

• **Computing methodologies** → **Artificial intelligence**.

Keywords

Time Series Forecasting, Large Language Model, In-context Learning

ACM Reference Format:

Jianqi Zhang, Jingyao Wang, Wenwen Qiang, Fanjiang Xu, and Changwen Zheng. 2018. Enhancing Large Language Models for Time-Series Forecasting via Vector-Injected In-Context Learning. In *Proceedings of Make sure to enter the correct conference title from your rights confirmation email (Conference acronym 'XX)*. ACM, New York, NY, USA, 13 pages. <https://doi.org/XXXXXXX.XXXXXXX>

1 Introduction

As an ever-evolving complex system, the World Wide Web requires predictive capabilities to proactively address shifts in user behavior and usage patterns, thereby achieving efficient and stable operation [21, 24]. In this process, Time-series forecasting (TSF) plays a pivotal role [32]. The goal of TSF is to forecast future trends and dynamics using historical data collected across the network [50]. The accuracy of forecasting provides important support for the development of intelligent network services, encompassing core application scenarios such as personalized content recommendation [55], network economic modeling [5], and infrastructure resource allocation [30]. In recent years, with the rapid development of large language models (LLMs), the research community has begun to explore applying LLMs to TSF. These approaches (referred to as LLM4TSF) [8, 23, 31, 34] have demonstrated strong predictive performance across multiple forecasting benchmarks.

Despite the good performance of LLM4TSF, its development still faces challenges. Specifically, one core challenge is how to mitigate the negative impact on predictive performance arising from the differences between the pre-training data (text) and the downstream data (time series) [58]. One common strategy to alleviate this issue is to fine-tune LLMs [8, 15, 31]. However, fine-tuning LLMs could incur substantial computational costs (especially in terms of GPU memory), which may limit the practical use of these methods.

Permission to make digital or hard copies of all or part of this work for personal or classroom use is granted without fee provided that copies are not made or distributed for profit or commercial advantage and that copies bear this notice and the full citation on the first page. Copyrights for components of this work owned by others than the author(s) must be honored. Abstracting with credit is permitted. To copy otherwise, or republish, to post on servers or to redistribute to lists, requires prior specific permission and/or a fee. Request permissions from permissions@acm.org.
Conference acronym 'XX, Woodstock, NY

© 2018 Copyright held by the owner/author(s). Publication rights licensed to ACM.
ACM ISBN 978-1-4503-XXXX-X/2018/06
<https://doi.org/XXXXXXX.XXXXXXX>

To address this issue, we aim to explore an LLM4TSF approach that freezes all LLM parameters to reduce computational overhead (especially GPU memory), while, as far as possible, reproducing the predictive advantages that fine-tuning brings to LLM4TSF. Inspired by [11, 27, 56], we propose to leverage in-context learning (ICL) to achieve the above objective. ICL is a technique that leverages task-relevant examples to enhance prediction without training the LLM [29]. Specifically, ICL typically concatenates the target query with a set of related examples (question–answer pairs) into a single prompt and feeds it to the LLM to guide its response to the query [56]. [42] shows that when tokens of examples are injected into the LLM, the forward pass is equivalent to performing an implicit gradient-descent update on the LLM. The training data for this update are the examples, and the objective of this update is to enhance the LLM’s ability to handle queries related to these examples [42]. In some cases, the effectiveness of ICL even approaches that of fine-tuning the LLM on the demonstrations [10]. Accordingly, we argue that introducing ICL into LLM4TSF enables freezing all LLM parameters while, to the extent possible, recovering the predictive advantages that fine-tuning confers on LLM4TSF.

To verify this argument, we conduct experiments comparing the predictive performance of LLM4TSF under three settings: 1) full fine-tuning; 2) freezing the LLM and fine-tuning only the input and output layers; and 3) freezing the LLM, fine-tuning only the input and output layers, and introducing ICL (i.e., adding several examples to the prompt; see Section 4 for details). The results in Figure 2 show that: 1) introducing ICL often reproduces part of the predictive gains achieved by fine-tuning; and 2) the magnitude of this gain is unstable and sensitive to the choice and ordering of examples, and can even be negative in some cases. Therefore, directly applying ICL to LLM4TSF may constrain the method’s performance improvement.

To address the above issues, we propose an LLM4TSF based on Vector-Injected In-Context Learning (LVICL). LVICL leverages vector-injected in-context learning to stabilize and further improve the predictive gains of applying ICL under different choices and orderings of examples. Specifically, LVICL first constructs example prompts from the training data and uses an LLM to obtain their representation vectors. Subsequently, LVICL aggregates these vectors into a single context vector in a permutation-invariant manner. This aggregation makes the context vector independent of the example order, thereby addressing the model’s sensitivity to example ordering. Next, a lightweight context adapter further refines this context vector. The adapter adaptively removes components that are detrimental to predictive performance (see Section 5.3 for details), thereby reducing the gain’s instability with respect to example selection and further amplifying the gain. During the model’s forward pass, the refined context vector is added to the residual stream at each layer of the LLM to assist prediction. The residual stream is a collection of intermediate representations of an LLM [12]; by injecting prompt-induced features, one can write the corresponding “memory” into the model, thereby modulating its response tendencies [40] (see Section 3.2). During training, the LLM’s parameters remain frozen throughout training; only the time-series input layer, output layer, and the context-refinement layer are trained. Extensive experiments demonstrate the effectiveness of our method. Our contributions are as follows:

- We investigate an issue in LLM4TSF: how to unlock the potential of LLMs for time series forecasting (TSF) with low computational costs (especially in terms of GPU memory).
- We propose LVICL, which addresses the above issue from the perspective of in-context learning (ICL). Specifically, LVICL implements ICL via vector injection, leveraging time series examples to elicit the model’s potential for TSF while keeping the LLM’s parameters frozen, thereby improving its forecasting performance on TSF.
- Extensive experiments on multiple real-world benchmark datasets confirm the effectiveness of the proposed method.

2 Related Work

2.1 Large Language Models for Time Series

Thanks to the rapid development of large language model (LLM) infrastructure, LLM4TSF methods have also accelerated in recent years. PromptCast [51] reformulates time series as textual prompts and casts forecasting as a “sentence-to-sentence” task; LLMTime [14] explores encoding time series as numerical tokens, demonstrating the scalability of LLMs for TSF. AutoTimes [34] adopts token-by-token auto-regressive prediction, aligning the learning paradigm of TSF more closely with that of LLM and thereby improving forecasting performance. FPT [58] fine-tunes LLM parameters so the model serves as a general representation extractor for time series analysis. CALF [31] uses LoRA fine-tuning to align the intermediate features of a text-LLM branch and a temporal-LLM branch, yielding better forecasting. S²IP-LLM [39] combines partial-parameter fine-tuning with trend–seasonality decomposition to further enhance predictive performance. LLM4TS [8] proposes a two-stage fine-tuning protocol that gradually activates the language model’s capacity to model the time series modality. Unlike most prior approaches that require fine-tuning LLM, our method leverages ICL to replicate, as much as possible, the predictive benefits of fine-tuning while keeping all LLM parameters frozen, thereby reducing computational overhead (especially in GPU memory).

2.2 In-context Learning

[7] is the first to frame in-context learning (ICL) as a simple and effective approach: adding examples to the prompt to boost LLM performance. Since then, ICL has rapidly expanded across domains, enabling LLMs to adapt to tasks ranging from traditional NLP benchmarks to more specialized settings such as kNN classification [1] and “jailbreaking” [4]. To improve the adaptability and effectiveness of ICL, researchers propose several enhancement strategies: 1) increasing the number of in-prompt examples to amplify ICL gains [6, 44, 52]; 2) using example retrieval to select the most relevant demonstrations from external corpora to boost predictive performance [43]; and 3) exploring implicit ICL elicit the model’s predictive capabilities [28, 48]. Meanwhile, recent works [17, 20] extend ICL to vision and multimodal tasks and validate its effectiveness across text–vision modalities. Beyond these efforts to enhance ICL, the theory community has simultaneously conducted a series of studies aimed at explaining the principles of ICL. Multiple works [2, 10, 42] show that once ICL is introduced, the forward pass of an LLM can be viewed as an implicit gradient update. This update treats the tokens of the provided examples as training data;

although the objective function is expressed differently across studies, they all aim to improve the model’s performance on queries related to those examples [42]. These theoretical results suggest the plausibility of applying ICL to LLM4TSF. Inspired by the above works, this paper investigates how to efficiently apply ICL within LLM4TSF to address the challenges that LLM4TSF algorithms face.

3 Preliminaries

3.1 Time Series Forecasting (TSF)

In TSF, we are given a historical observation sequence

$$X = \{\mathbf{x}_1, \dots, \mathbf{x}_{T_h}\} \in \mathbb{R}^{T_h \times N}, \quad (1)$$

where $\mathbf{x}_t \in \mathbb{R}^N$ denotes the N variables at time step t . The task is to predict the series of the next T_f time steps:

$$Y = \{\mathbf{x}_{T_h+1}, \dots, \mathbf{x}_{T_h+T_f}\} \in \mathbb{R}^{T_f \times N}. \quad (2)$$

Here, T_h is referred to as the look-back length, while T_f is the prediction length.

3.2 Residual Stream

According to the mathematical interpretation of [12], in a Transformer, the hidden state of a single token across layers forms a residual stream. Given layer index l and token position t , the residual stream r_l^t is defined as:

$$r_l^t = r_{l-1}^t + a_l^t + m_l^t, \quad (3)$$

where a_l^t is the output of the multi-head attention (MHA) module at layer l and position t , and m_l^t is the output of the multi-layer perceptron (MLP) at layer l and position t . Figure 1 presents the MHA and MLP operations of a Transformer layer from the perspective of the residual stream, making it easier for readers to understand. As Figure 1 shows, r_l^t is essentially the output hidden state at layer l and at the t -th token position. The MHA and MLP can be regarded as operators that interact with the residual stream: both read from the stream and write their outputs back into it via Eq.3, thereby enabling the addition and deletion of information within the stream. Building on this perspective, many studies [18, 38, 40] directly add specific features into the residual stream to intervene in LLM behavior, steering models toward desired outcomes (e.g., “jailbreaking” or injecting specific “memory”). For more related work to the residual stream, see Appendix E. Inspired by these methods, we intervene in the LLM by adding the context vector (Eq.7) into the residual stream, thereby making it better suited for TSF.

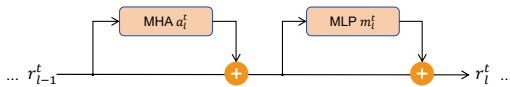


Figure 1: A schematic diagram illustrating the computation process of the l -th layer of a Transformer from the perspective of the residual stream.

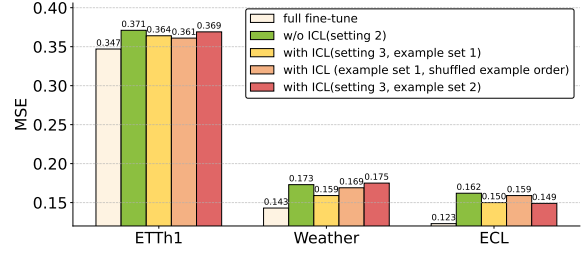


Figure 2: Comparison of forecasting performance in three settings: 1) full-parameter fine-tuning; 2) freezing the LLM and fine-tuning only the input and output layers (w/o ICL); 3) introducing ICL on top of setting 2 (with ICL).

4 Empirical Analysis

In this subsection, we empirically verify that introducing ICL into LLM4TSF enables freezing all LLM parameters while recovering the predictive advantages that fine-tuning confers on LLM4TSF.

We first present the LLM4TSF configuration used in our experiments, then explain how ICL is incorporated into LLM4TSF, and finally describe the experimental procedure. Firstly, the LLM4TSF employs a simple “input layer + LLM + output layer” architecture. We use Llama-2-7B [46] as the LLM. In our experiments, the look-back length is set to 672 and the forecast length is set to 96. On the input side, the input series X_{in} is divided into non-overlapping patches of length 96. The resulting sequence of patches is fed into the model to generate the forecast series. The model makes predictions in an autoregressive manner. Secondly, we describe how ICL is introduced for LLM4TSF. Specifically, we randomly select a fixed set of 100 training samples $(X_s^i, Y_s^i)_{i=1}^{100}$, where each X_s^i contains 672 time steps and each Y_s^i contains 96 time steps. By concatenating these examples and then appending the input series at the end, we form the final input prompt. Next, the above prompt is input into the model to produce the forecast series. Following the above steps, we incorporate ICL into LLM4TSF. Thirdly, we describe the experimental procedure. Specifically, we evaluate the forecasting performance of the above LLM4TSF under three settings: 1) full-parameter fine-tuning; 2) freezing the LLM and fine-tuning only the input and output layers; 3) introducing ICL on top of setting 2. The experiments with ICL (setting 3) are conducted under three example setups: the first two use the first example set but in different orders, and the third uses the second example set. The results are shown in Figure 2. To prevent bias caused by random factors, all experimental results are averaged over five random seeds.

The results in Figure 2 show that: 1) introducing ICL often reproduces part of the predictive gains achieved by fine-tuning; and 2) the magnitude of this gain is unstable and sensitive to the choice and ordering of examples, and can even be negative in some cases. Therefore, directly applying ICL to LLM4TSF may constrain the method’s performance improvement.

5 Methodology

In this section, we propose a Large Language Model for Time-Series Forecasting based on Vector-Injected In-Context Learning (LVICL). LVICL leverages vector-injected in-context learning to stabilize and

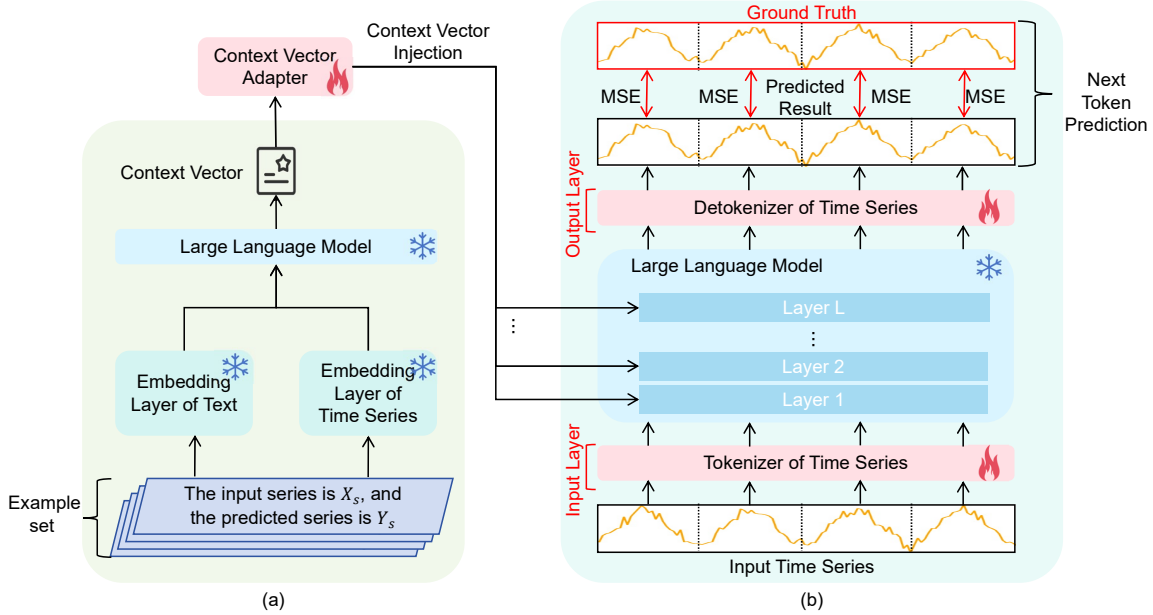


Figure 3: The overall framework of the proposed LVICL. (a) The acquisition and injection of context vectors. (b) The LLM-based time series forecasting model.

further improve the predictive gains of applying ICL under different choices and orderings of examples. Specifically, we first describe the overall pipeline of LVICL (Section 5.1). Next, we explain how to obtain the context vector from examples (Section 5.2). Then, we describe how to inject the context vector into the model to perform in-context learning (Section 5.3). Finally, we demonstrate the optimization procedure of LVICL (Section 5.4).

5.1 Overall Pipeline

In this subsection, we present the overall pipeline of our LVICL. Figure 3 illustrates its architecture. Specifically, as shown at the bottom of Figure 3(a), we first convert the time series data into time-series examples. For each example, we then use a fixed LLM to transform it into a representation vector. These representation vectors are subsequently aggregated into a single context vector in a permutation-invariant manner. This vector carries a compressed representation of all examples and can be directly added to the LLM’s residual stream to inject example information. Compared with adding examples to the prompt, this injection method incurs lower computational overhead. During the forward process, these context vectors are further refined by a context vector adapter. The adapter adaptively suppresses prediction-harming components of the context vector by weighting its different channels, thereby improving the performance of ICL. With these vectors in hand, we proceed to process the input time series. As shown at the bottom of Figure 3(b), we partition the input multivariate time series into multiple univariate series and handle them separately. Next, for each series, we split it into non-overlapping patches of length P . Each segment is mapped to a token by a tokenizer in the input layer. The tokenizer is a fully connected layer. Then, the resulting token sequence is fed into the LLM for further modeling. While the

LLM processes tokens, the context vector computed at the top of Figure 3(a) is injected into each layer of the LLM. Finally, the LLM’s output is decoded by a single-layer fully connected layer (i.e., the output layer). As the top of Figure 3(b) shows, decoding adopts an autoregressive prediction strategy.

5.2 Context Vector Acquisition

In this subsection, we detail how to construct time series examples and derive a context vector from them. The vector is then injected into the LLM to enable ICL. This section corresponds to the lower-middle part of Fig. 3(a). Specifically, the procedure comprises three steps: 1) generate textual examples for each time series; 2) extract representation vectors from these texts; and 3) aggregate the vectors from multiple examples to obtain the context vector.

Firstly, we describe how to generate the textual example for each time series. Specifically, each time series includes the historical series X_s and the corresponding future series Y_s . For each time series, we use a simple natural language description as the example:

$$\text{The input series is } X_s, \text{ and the predicted series is } Y_s \quad (4)$$

The examples corresponding to all time series form a set (as shown at the bottom of Figure 3(a)). The set contains multiple input–output pairs for the specific task (i.e., TSF), enabling the LLM to learn patterns for handling the task [6]. Subsequent modules will extract representations from this set to enhance the LLM’s predictive performance in TSF.

Secondly, we describe how to extract representation vectors from the example in Eq.4. According to prior ICL work in NLP [16, 48], we can obtain the representation vector for each example by feeding it into the LLM. However, the LLM only includes an embedding layer for text (denoted Emb_n) and lacks one for the time series data

X_s and Y_s (denoted Emb_t). To address this issue, we propose to get Emb_t through training. Specifically, we first construct a simple LLM4TSF whose architecture is the same as LVICL but with all context-vector-related modules removed (i.e., the architecture in Figure 3(b)). Then, we use the training data of each dataset to train the input/output layers with the LLM frozen. After training, we take the input layer as the dataset's Emb_t . Next, we use Emb_n and Emb_t to encode the textual and time series parts of Eq.4, respectively. The token features for the example in Eq.4 are as follows:

$$\text{cat} \left[\begin{array}{l} \text{Emb}_n(\text{The input series is}), \\ \text{Emb}_t(X_s), \\ \text{Emb}_n(\text{, and the predicted series is}), \\ \text{Emb}_t(Y_s) \end{array} \right] \quad (5)$$

Here, *cat* is the operator that concatenates token sequences. Finally, we feed the token sequences from Eq.5 into the LLM to obtain the representation vectors. According to the autoregressive property [47], only the final token can aggregate information from all preceding tokens. Consequently, the hidden representation of the final token best characterizes the context. Based on this, we propose to use the representation of the last token as the representation vector. Formally, the representation vector of an example is:

$$V_i = \{r_{l,i}^e\}_{l=1,\dots,L} \quad i = 1, \dots, N, \quad (6)$$

where $r_{l,i}^e$ denotes the representation of the last output token of layer l when the LLM processes the i -th sample, the superscript e denotes the last token, N is the total number of examples, L is the number of LLM layers.

Thirdly, we aggregate the vectors from multiple examples to obtain the final context vector. Specifically, we propose to aggregate the representation vectors of all samples by averaging them to form the final context vector:

$$V_{\text{final}} = \{\mathbb{E}_i[r_{l,i}^e]\}_{l=1,\dots,L}. \quad (7)$$

By taking the mean, we can accentuate features common to multiple examples while suppressing example-specific components. [45] shows that these common features carry more task-specific information. In addition, mean aggregation reduces the sensitivity of the gain to sample ordering, thereby improving stability.

Through the three steps above, we obtain a context vector that can be injected into the LLM. Compared with examples in traditional ICL, on the one hand, the context vector can be injected into the model more quickly (see Section 5.3 for injection details); On the other hand, since the context vector is built via a permutation-invariant aggregation, it exhibits no sensitivity to the order of examples, thereby effectively mitigating the traditional ICL's sensitivity to example ordering. These three steps can be completed before training and testing, and the resulting context vector can be reused in subsequent processes.

5.3 Context Vector Injection

In this section, we describe how to inject the context vector into the model. The process has two steps: 1) further refine the context vector; and 2) add the refined vector to the residual stream. Specifically, we propose to refine the context vector, as the vector obtained in the previous subsection still contains components

that are detrimental to prediction. These components mainly manifest in two ways: first, some channels of the context vector have overly large magnitudes, which would overwhelm small-magnitude values in the residual stream and thus hinder prediction; second, the examples may contain factors unrelated to TSF, and these factors are propagated into the context vector. To adaptively suppress the above components, we propose using a simple context vector adapter f_{adp} to post-process the context vector V_{final} :

$$V_{\text{final}}^l = f_{\text{adp}}(\mathbb{E}_i[r_{l,i}^e]), \quad l = 1, \dots, L. \quad (8)$$

where f_{adp} is implemented with a fully connected layer. Then, we inject example-related information into the model by adding the refined context vector to the residual stream (details in Sec. 3.2):

$$r_l^t = r_{l-1}^t + a_l^t + m_l^t + V_{\text{final}}^l, \quad (9)$$

where $l = 1, \dots, L$, $t = 1, \dots, T$, T is the number of tokens.

In summary, we use a context vector adapter to suppress the distracting components of the context vector, thereby reducing the ICL gain's instability with respect to example selection and further amplifying the gain; we then inject the refined vector into the residual stream via element-wise addition to perform the vector-injected ICL, thereby improving TSF prediction performance. This injection procedure requires only a single fully connected layer and one element-wise addition. Our experiments in Appendix D and Section 6.5.1 show that, compared with traditional ICL, which concatenates examples into the prompt, our method incurs lower computational overhead and achieves better predictive performance.

5.4 Model Optimization

In this subsection, we introduce the optimization procedure of LVICL. The trainable parameters include the input layer (denoted by θ_i) and output layer (denoted by θ_o) in Fig.3(b), as well as the context vector adapter (denoted by θ_a) in Fig.3(a). The optimization objective of the model is:

$$\min_{\theta_i, \theta_o, \theta_a} \mathcal{L}_{\text{mse}}(f_{\theta_i, \theta_o, \theta_a, \theta_{\text{LLM}}}(X), Y), \quad (10)$$

where θ_{LLM} is the parameter of LLM, \mathcal{L}_{mse} is the mean squared error (MSE) loss. With these optimizations, the model minimizes end-to-end error while updating only a few parameters.

6 Experiments

This section empirically validates our LVICL. Specifically, we first describe the experimental setup and then present comparative results on multiple datasets. Next, we demonstrate the effectiveness of LVICL through ablation studies and additional analyses. The hyperparameter sensitivity experiments are in Appendix C.

6.1 Experimental Settings

6.1.1 Datasets. For long-term time series forecasting, we use seven real-world datasets (ECL, ETT (h1, h2, m1, m2), Traffic, and Weather). For short-term forecasting, we adopt the M4 dataset, which is one of the most commonly used in LLM4TSF methods [23, 31, 34]. For zero-shot experiments, we follow AutoTimes [34] and use the M3 and M4 datasets. The train-validation-test splits follow [33] and [34]. Further details on the datasets are in Appendix A.

6.1.2 Baselines. We evaluate a broad set of representative time-series forecasting (TSF) methods, including 1) LLM4TSF methods such as AutoTimes [34], FPT [58], TIME-LLM [23], and UniTime [32]; 2) other deep learning baselines such as DLinear [53], TimesNet [49], PatchTST [37], Fedformer [57], and iTransformer [33].

6.1.3 Implementation Details: All experiments are conducted on NVIDIA A100-80G GPUs using PyTorch [22]. We adopt the Adam optimizer [25] with initial learning rates selected from $\{3e-5, 5e-5, 7e-5, 9e-5\}$, and use MSE loss for optimization. Our method makes predictions in an autoregressive manner and transforms the multivariate data into univariate data by treating each feature of the sequence as an individual time series. The setting of the length of the patch P can be found in Table 7. The look-back length for ETT, Weather, ECL, and Traffic is set to 672. The look-back length for M3 and M4 is set to twice the forecast length. The forecast lengths for each dataset are listed in Table 6. We adopt LLaMA-7B [46] as our base LLM, and we also conduct additional experiments with other LLMs to validate the effectiveness of our approach (Section 6.5.2). The batch size is chosen from $\{192, 256, 1024, 2048\}$, and the number of training epochs is capped at 40. Early stopping is triggered if the validation loss fails to decrease for three consecutive evaluations. For a single example (X_s, Y_s) in Eq.4, the length of X_s is the same as the look-back length of each dataset, and the length of Y_s is the same as the minimum predicted length of each dataset. For each dataset, we randomly sample 5% of the training data to generate context vectors; its effectiveness is discussed in Section C.2. The context vector can be generated before training and does not affect the model’s subsequent inference speed.

6.2 Standard Dataset Evaluation

To validate the effectiveness of our approach, we compare it with other methods under both long-term and short-term forecasting settings. The experimental results are shown in Table 1 and Table 2. Our results are obtained by averaging over five runs with different random seeds. In the tables, the best results are highlighted in bold, and the second-best are underlined. From the results, it can be seen that LVICL demonstrates strong competitiveness in both settings. Unlike most LLM4TSF methods that require modality alignment to boost performance, our method achieves better forecasting without any modality alignment, further confirming its effectiveness.

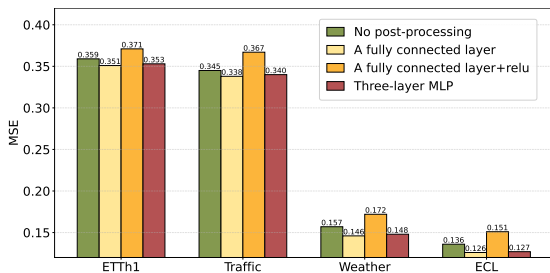


Figure 4: Impact of post-processing strategies for context vectors.

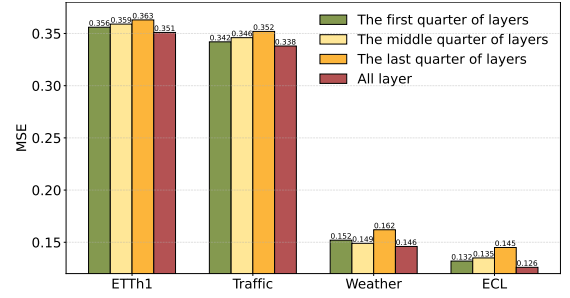


Figure 5: Impact of the injection location of the context vector.

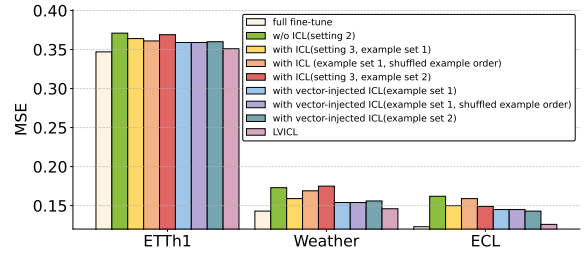


Figure 6: Sensitivity experiments on the choice and ordering of examples using vector-injected ICL and traditional ICL.

6.3 Zero-shot Forecasting

To further validate the effectiveness of the proposed method, we compare its predictive performance with other approaches under a zero-shot setting. Specifically, we conduct experiments on the M3 and M4 datasets. The experiments are organized into two groups: 1) train on M4 and test on M3 ($M4 \rightarrow M3$), and 2) train on M3 and test on M4 ($M3 \rightarrow M4$). For $M4 \rightarrow M3$: when the test set is M3 Yearly, M3 Quarterly, and M3 Monthly, the corresponding training sets are M4 Yearly, M4 Quarterly, and M4 Monthly, respectively; when the test set is M3 Others, the training set is M4 Quarterly. For $M3 \rightarrow M4$: when the test set is M4 Yearly, M4 Quarterly, and M4 Monthly, the corresponding training sets are M3 Yearly, M3 Quarterly, and M3 Monthly, respectively; when the test sets are M4 Others, the training set is M3 Monthly. The results are shown in Table 3. As can be seen from the table, all results are averages over five runs with different random seeds. LVICL outperforms prior methods under both the $M4 \rightarrow M3$ and $M3 \rightarrow M4$ settings.

6.4 Ablation Experiment

In this section, we conduct ablation experiments. In all experiments, unless otherwise emphasized, the look-back length is fixed at 672, and the prediction length is fixed at 96.

6.4.1 Post-processing Strategies for Context Vectors. In this section, we examine whether it is necessary to post-process the context vectors with a fully connected layer. We evaluate four settings: 1) no post-processing; 2) a fully connected layer; 3) a fully connected layer with ReLU; and 4) a three-layer MLP (no activations between layers). As shown in Figure 4, the single-layer MLP achieves the best

Table 1: Long-term forecasting results averaged from four prediction lengths $\in \{96, 192, 336, 720\}$. Detailed results can be found in Appendix F. Most results of other methods derive from [34]. Results not reported in [34] are obtained by running each method’s source code; the look-back window is selected from $\{36, 96, 192, 336, 512, 672, 720\}$ to report the best results.

Dataset	LVICL		AutoTimes		TimeLLM		FPT		Unitime		iTransformer		DLinear		PatchTST		TimesNet	
	MSE	MAE	MSE	MAE	MSE	MAE	MSE	MAE	MSE	MAE	MSE	MAE	MSE	MAE	MSE	MAE	MSE	MAE
ETTh1	0.381	0.412	<u>0.389</u>	<u>0.422</u>	0.408	0.423	0.427	0.426	0.442	0.448	0.438	0.450	0.423	0.437	0.413	0.431	0.458	0.450
ETTh2	0.326	0.376	0.352	0.395	0.354	0.393	0.353	0.391	0.356	0.399	0.382	0.414	0.431	0.446	<u>0.330</u>	<u>0.379</u>	0.414	0.427
ETTm1	0.328	0.378	<u>0.332</u>	0.380	0.350	0.378	0.366	0.382	0.375	0.403	0.370	0.399	0.357	0.378	0.351	0.380	0.400	0.406
ETTm2	0.239	0.306	<u>0.243</u>	<u>0.310</u>	0.254	0.314	0.265	0.315	0.277	0.329	0.272	0.331	0.267	0.333	0.255	0.315	0.291	0.333
ECL	0.158	0.248	<u>0.159</u>	<u>0.253</u>	<u>0.159</u>	<u>0.253</u>	0.167	0.263	0.216	0.305	0.161	0.256	0.177	0.274	<u>0.159</u>	<u>0.253</u>	0.192	0.295
Weather	0.224	<u>0.262</u>	0.235	0.273	<u>0.225</u>	0.257	0.237	0.270	0.253	0.276	0.238	0.272	0.240	0.300	0.226	0.264	0.259	0.287
Traffic	0.370	0.260	<u>0.374</u>	<u>0.264</u>	0.388	<u>0.264</u>	0.414	0.294	0.429	0.304	0.379	0.272	0.434	0.295	0.391	<u>0.264</u>	0.620	0.336

Table 2: Full results for the short-term forecasting task. All results of other methods derive from [34].

Category	Metrics	LVICL	AutoTimes	TimeLLM	FPT	DLinear	PatchTST	TimesNet
Year	SMAPE	13.101	<u>13.319</u>	13.419	13.531	13.866	13.517	13.394
	MASE	2.988	<u>2.993</u>	3.005	3.015	3.006	3.031	3.004
	OWA	0.780	<u>0.784</u>	0.789	0.793	0.802	0.795	0.787
Quarter	SMAPE	10.010	<u>10.101</u>	10.110	10.177	10.689	10.847	<u>10.101</u>
	MASE	1.170	1.182	<u>1.178</u>	1.194	1.294	1.315	1.183
	OWA	0.892	<u>0.890</u>	0.889	0.897	0.957	0.972	<u>0.890</u>
Month	SMAPE	12.321	<u>12.710</u>	12.980	12.894	13.372	14.584	12.866
	MASE	0.914	<u>0.934</u>	0.963	0.956	1.014	1.169	0.964
	OWA	0.873	<u>0.880</u>	0.903	0.897	0.940	1.055	0.894
Others	SMAPE	4.751	4.843	<u>4.795</u>	4.940	4.894	6.184	4.982
	MASE	3.127	3.277	<u>3.178</u>	3.228	3.358	4.818	3.323
	OWA	1.005	1.026	<u>1.006</u>	1.029	1.044	1.140	1.048
AVERAGE	SMAPE	11.567	<u>11.831</u>	11.983	11.991	12.418	13.022	11.930
	MASE	1.563	<u>1.585</u>	1.595	1.600	1.656	1.814	1.597
	OWA	<u>0.852</u>	0.850	0.859	0.861	0.891	0.954	0.867

Table 3: Full results for the zero-shot task. All results of other methods derive from [34]. SMAPE is adopted as the metric.

Scenario	Category	LVICL	AutoTimes	FPT	DLinear	PatchTST	TimesNet	FEDformer
M4→M3	Year	15.11	<u>15.71</u>	16.42	17.43	15.99	18.75	16
	Quarter	<u>9.45</u>	9.35	10.13	9.74	9.62	12.26	9.48
	Month	13.98	14.06	14.1	15.65	14.71	<u>14.01</u>	15.12
	Others	<u>5.59</u>	5.79	4.81	6.81	9.44	6.88	8.94
	Average	12.733	<u>12.75</u>	13.06	14.03	13.39	14.17	13.53
M3→M4	Year	13.721	<u>13.728</u>	13.74	14.193	13.966	15.655	13.887
	Quarter	10.734	<u>10.742</u>	10.787	18.856	10.929	11.877	11.513
	Month	<u>14.56</u>	14.558	14.63	14.765	14.664	16.165	18.154
	Others	6.219	<u>6.259</u>	7.081	9.194	7.087	6.863	7.529
	Average	13.032	<u>13.036</u>	13.125	15.337	13.228	14.553	15.047

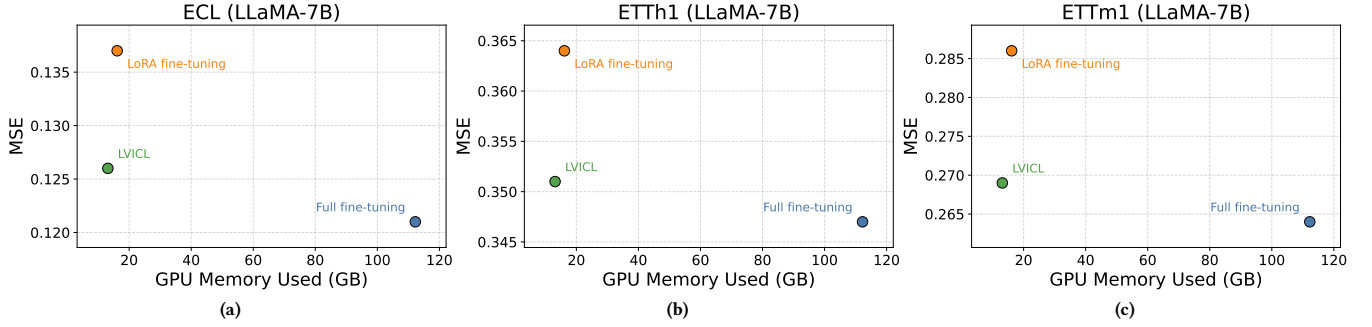
forecasting performance. We conjecture that the context vectors produced by the base model already have strong representational power, so a modest linear transformation suffices for further refinement; in contrast, adding stronger nonlinearity or deeper structures (e.g., ReLU or multi-layer MLPs) may introduce unnecessary noise and even hurt performance.

6.4.2 Injection Location. In our approach, the context vector is injected into every layer of LLM. To validate the necessity of this

design, we conducted an ablation study comparing training and evaluation results under four injection-location settings: 1) the first quarter of layers, 2) the last quarter of layers, 3) the middle quarter of layers, and 4) all layers. The experimental results are shown in Figure 5. As can be seen, injecting the context vector into every layer yields the best performance.

Table 4: Results of alternative LLMs.

Dataset	Prediction Length	GPT-2 (124M)		OPT-350M		OPT-1.3B		OPT-2.7B		LLAMA-7B	
		MSE	MAE	MSE	MAE	MSE	MAE	MSE	MAE	MSE	MAE
ETTh1	96	0.355	0.382	0.356	0.392	0.348	0.384	0.351	0.387	0.351	0.389
	192	0.382	0.408	0.386	0.412	0.380	0.406	0.380	0.408	0.379	0.408
	336	0.399	0.418	0.402	0.422	0.399	0.419	0.395	0.422	0.392	0.417
	720	0.425	0.446	0.428	0.451	0.426	0.446	0.417	0.441	0.402	0.434
	Avg	0.390	0.414	0.393	0.419	0.388	0.414	0.386	0.414	0.381	0.412
ECL	96	0.137	0.235	0.133	0.232	0.129	0.227	0.129	0.226	0.126	0.224
	192	0.160	0.247	0.155	0.243	0.151	0.239	0.150	0.238	0.148	0.235
	336	0.176	0.264	0.170	0.261	0.166	0.256	0.166	0.256	0.161	0.252
	720	0.213	0.297	0.208	0.295	0.203	0.290	0.204	0.291	0.196	0.282
	Avg	0.172	0.261	0.167	0.258	0.162	0.253	0.162	0.253	0.158	0.248
Traffic	96	0.364	0.254	0.366	0.257	0.356	0.250	0.353	0.248	0.338	0.245
	192	0.390	0.272	0.388	0.276	0.381	0.267	0.377	0.265	0.360	0.251
	336	0.416	0.271	0.414	0.272	0.405	0.266	0.402	0.264	0.382	0.259
	720	0.436	0.300	0.433	0.301	0.427	0.296	0.424	0.294	0.401	0.285
	Avg	0.401	0.274	0.400	0.277	0.392	0.270	0.389	0.268	0.370	0.260
Weather	96	0.151	0.201	0.150	0.200	0.150	0.200	0.149	0.198	0.146	0.196
	192	0.191	0.238	0.189	0.237	0.188	0.236	0.190	0.239	0.190	0.240
	336	0.246	0.285	0.245	0.281	0.247	0.283	0.248	0.284	0.240	0.280
	720	0.337	0.365	0.330	0.354	0.329	0.359	0.346	0.366	0.320	0.340
	Avg	0.231	0.272	0.228	0.268	0.228	0.269	0.233	0.272	0.224	0.264

**Figure 7: Comparison of GPU memory usage and predictive performance for LLMs under different fine-tuning strategies.****Table 5: Training time (ms/iter) with batch size fixed at 512.**

Base Model	Training Time (ms/iter)
GPT-2	102.8
OPT-250M	180.6
OPT-1.3B	286.1
OPT-2.7B	383.3
LLaMA-7B	758.3

6.5 Method Analysis

6.5.1 Sensitivity to Example Selection and Order. In the Introduction, we posit that the proposed approach reduces the model’s sensitivity to example selection and ordering. To validate this claim, we use the example set in Figure 2 to construct context vectors, on which we train and evaluate LVICL that applies these vectors. We then incorporate the results into the data shown in Figure 2. To highlight our method’s effectiveness, we also include the results of standard LVICL in the figure for comparison. The experimental results are presented in Figure 6. The results show that our method substantially mitigates the model’s sensitivity to example selection and ordering; moreover, increasing the number of examples used

to construct the context vectors further recovers the predictive advantages of fully fine-tuning.

6.5.2 Method generality. To further verify the generality of the proposed method across different LLMs, we port the LVICL learning paradigm to GPT-2 [41] and OPT [54] and evaluate their predictive performance. The experimental results are shown in Table 4. As observed from the table, the models’ predictive performance improves as the parameter scale increases.

Additionally, with the batch size fixed at 512, we evaluate the training speed of our method when using different LLMs as the base model. The results are in Table 5. Together with Table 5 (model efficiency) and Table 4 (forecasting performance), these results allow readers to trade off predictive accuracy against efficiency.

6.5.3 Comparison of Different Training Methods. This section compares the memory footprint and predictive performance of three fine-tuning strategies on LLaMA-7B: LoRA fine-tuning, full fine-tuning, and our LVICL. In the experiments, the batch size is set to 256 for LoRA and LVICL, while full fine-tuning can only use a batch size of 1 due to its large memory consumption and requires two GPUs to train. All strategies use a single-layer MLP as both the input and output layers. The trainable parameters differ as follows:

LoRA updates the input layer, output layer, and LoRA-specific parameters; full fine-tuning updates all parameters; LVICL updates only the input/output layers and the context vector adapter. The results are shown in Figure 7. Even with a batch size of 1, full fine-tuning achieves the best predictive performance, but it needs more than 100GB of GPU memory, which severely limits practical deployment. LVICL’s memory footprint is slightly lower than LoRA’s, yields clearly better performance than LoRA, and is slightly below full fine-tuning. Overall, LVICL reproduces most of the predictive advantages of full fine-tuning at a much lower computational cost, offering better cost-effectiveness and practical viability.

7 Conclusion

In this paper, we propose **LVICL**. With all LLM parameters frozen, LVICL recovers most of the gains of full fine-tuning while markedly reducing GPU memory usage. Specifically, in LVICL, we first integrate the LLM with a learnable context-vector adapter to adaptively extract a context vector from multiple examples. We then add this vector to the residual stream of the LLM during the forward pass to improve predictive performance. Experiments show that LVICL substantially outperforms partial-parameter fine-tuning methods such as LoRA and is only slightly inferior to full fine-tuning (Figure 7); meanwhile, during training, it requires less GPU memory than both (particularly full fine-tuning). Across multiple real-world datasets, LVICL delivers competitive forecasting results.

Acknowledgements

The authors would like to thank the anonymous reviewers for their valuable comments. This work is supported by the National Natural Science Foundation of China (No. 62506355).

References

- [1] Rishabh Agarwal, Avi Singh, Lei Zhang, Bernd Bohnet, Luis Rosias, Stephanie Chan, Biao Zhang, Ankesh Anand, Zaheer Abbas, Azade Nova, et al. 2024. Many-shot in-context learning. *Advances in Neural Information Processing Systems* 37 (2024), 76930–76966.
- [2] Ekin Akyürek, Dale Schuurmans, Jacob Andreas, Tengyu Ma, and Denny Zhou. 2022. What learning algorithm is in-context learning? investigations with linear models. *arXiv preprint arXiv:2211.15661* (2022).
- [3] Rumi Allbert, James K Wiles, and Vlad Grankovsky. 2024. Identifying and manipulating personality traits in LLMs through activation engineering. *arXiv preprint arXiv:2412.10427* (2024).
- [4] Cem Anil, Esin Durmus, Nina Panickssery, Mrinank Sharma, Joe Benton, Sandipan Kundu, Joshua Batson, Meg Tong, Jesse Mu, Daniel Ford, et al. 2024. Many-shot jailbreaking. *Advances in Neural Information Processing Systems* 37 (2024), 129696–129742.
- [5] Matteo Barigozzi and Christian Brownlee. 2019. Nets: Network estimation for time series. *Journal of Applied Econometrics* 34, 3 (2019), 347–364.
- [6] Amanda Bertsch, Maor Ivgi, Uri Alon, Jonathan Berant, Matthew R Gormley, and Graham Neubig. [n.d.]. In-Context Learning with Long-Context Models: An In-Depth Exploration. In *First Workshop on Long-Context Foundation Models@ICML 2024*.
- [7] Tom Brown, Benjamin Mann, Nick Ryder, Melanie Subbiah, Jared D Kaplan, Prafulla Dhariwal, Arvind Neelakantan, Pranav Shyam, Girish Sastry, Amanda Askell, et al. 2020. Language models are few-shot learners. *Advances in neural information processing systems* 33 (2020), 1877–1901.
- [8] Ching Chang, Wei-Yao Wang, Wen-Chih Peng, and Tien-Fu Chen. 2025. Llm4ts: Aligning pre-trained llms as data-efficient time-series forecasters. *ACM Transactions on Intelligent Systems and Technology* 16, 3 (2025), 1–20.
- [9] Abhimanyu Das, Matthew Faw, Rajat Sen, and Yichen Zhou. 2024. In-Context Fine-Tuning for Time-Series Foundation Models. *arXiv preprint arXiv:2410.24087* (2024).
- [10] Benoit Dherin, Michael Munn, Hanna Mazzawi, Michael Wunder, and Javier Gonzalvo. 2025. Learning without training: The implicit dynamics of in-context learning. *arXiv preprint arXiv:2507.16003* (2025).
- [11] Qingxiu Dong, Lei Li, Damai Dai, Ce Zheng, Jingyuan Ma, Rui Li, Heming Xia, Jingjing Xu, Zhiyong Wu, Tianyu Liu, et al. 2022. A survey on in-context learning. *arXiv preprint arXiv:2301.00234* (2022).
- [12] Nelson Elhage, Neel Nanda, Catherine Olsson, Tom Henighan, Nicholas Joseph, Ben Mann, Amanda Askell, Yuntao Bai, Anna Chen, Tom Conerly, et al. 2021. A mathematical framework for transformer circuits. *Transformer Circuits Thread* 1, 1 (2021), 12.
- [13] Sanjay Govindan, Maurice Pagnucco, and Yang Song. 2025. Temporal Alignment of Time Sensitive Facts with Activation Engineering. *arXiv preprint arXiv:2505.14158* (2025).
- [14] Nate Gruver, Marc Finzi, Shikai Qiu, and Andrew G Wilson. 2023. Large language models are zero-shot time series forecasters. *Advances in Neural Information Processing Systems* 36 (2023), 19622–19635.
- [15] Suchin Gururangan, Ana Marasović, Swabha Swayamdipta, Kyle Lo, Iz Beltagy, Doug Downey, and Noah A Smith. 2020. Don't stop pretraining: Adapt language models to domains and tasks. *arXiv preprint arXiv:2004.10964* (2020).
- [16] Junxian He, Graham Neubig, and Taylor Berg-Kirkpatrick. 2021. Efficient nearest neighbor language models. *arXiv preprint arXiv:2109.04212* (2021).
- [17] Alberto Hojel, Yutong Bai, Trevor Darrell, Amir Globerson, and Amir Bar. 2024. Finding visual task vectors. In *European Conference on Computer Vision*. Springer, 257–273.
- [18] Bertram Hojer, Oliver Jarvis, and Stefan Heinrich. 2025. Improving reasoning performance in large language models via representation engineering. *arXiv preprint arXiv:2504.19483* (2025).
- [19] Zhenglin Hua, Jinghan He, Zijun Yao, Tianxu Han, Haiyun Guo, Yuheng Jia, and Junfeng Fang. 2025. Steering LVLs via Sparse Autoencoder for Hallucination Mitigation. *arXiv preprint arXiv:2505.16146* (2025).
- [20] Brandon Huang, Chancharik Mitra, Assaf Arbel, Leonid Karlinsky, Trevor Darrell, and Roei Herzig. 2024. Multimodal task vectors enable many-shot multimodal in-context learning. *Advances in Neural Information Processing Systems* 37 (2024), 22124–22153.
- [21] Qihe Huang, Zhengyang Zhou, Kuo Yang, and Yang Wang. 2025. Exploiting Language Power for Time Series Forecasting with Exogenous Variables. In *Proceedings of the ACM on Web Conference 2025*. 4043–4052.
- [22] Sagar Imambi, Kolla Bhanu Prakash, and GR Kanagachidambaresan. 2021. Py-Torch. In *Programming with TensorFlow: solution for edge computing applications*. Springer, 87–104.
- [23] Ming Jin, Shiyu Wang, Lintao Ma, Zhixuan Chu, James Zhang, Xiaoming Shi, Pin-Yu Chen, Yuxuan Liang, Yuan-fang Li, Shirui Pan, et al. 2024. Time-LLM: Time Series Forecasting by Reprogramming Large Language Models. In *International Conference on Learning Representations*.
- [24] Harshavardhan Kamarthi, Linghai Kong, Alexander Rodriguez, Chao Zhang, and B Aditya Prakash. 2022. CAMul: calibrated and accurate multi-view time-series forecasting. In *Proceedings of the ACM Web Conference 2022*. 3174–3185.
- [25] Diederik P Kingma and Jimmy Ba. 2014. Adam: A method for stochastic optimization. *arXiv preprint arXiv:1412.6980* (2014).
- [26] Jianxin Li, Xiong Hui, and Wancai Zhang. 2021. Informer: Beyond efficient transformer for long sequence time-series forecasting. *arXiv: 2012.07436* (2021).
- [27] Tianle Li, Ge Zhang, Quy Duc Do, Xiang Yue, and Wenhui Chen. 2024. Long-context llms struggle with long in-context learning. *arXiv preprint arXiv:2404.02060* (2024).
- [28] Zhuowei Li, Zihao Xu, Ligong Han, Yunhe Gao, Song Wen, Di Liu, Hao Wang, and Dimitris N Metaxas. 2024. Implicit in-context learning. *arXiv preprint arXiv:2405.14660* (2024).
- [29] Junkai Liu, Jiayi Wang, Hui Huang, Rui Zhang, Muyun Yang, and Tiejun Zhao. 2023. Improving LLM-based health information extraction with in-context learning. In *China Health Information Processing Conference*. Springer, 49–59.
- [30] Minhao Liu, Ailing Zeng, Muxi Chen, Zhijian Xu, Qixia Lai, Lingna Ma, and Qiang Xu. 2022. Scinet: Time series modeling and forecasting with sample convolution and interaction. *Advances in Neural Information Processing Systems* 35 (2022), 5816–5828.
- [31] Peiyuan Liu, Hang Guo, Tao Dai, Naiqi Li, Jigang Bao, Xudong Ren, Yong Jiang, and Shu-Tao Xia. 2025. Calf: Aligning llms for time series forecasting via cross-modal fine-tuning. In *Proceedings of the AAAI Conference on Artificial Intelligence*, Vol. 39. 18915–18923.
- [32] Xu Liu, Junfeng Hu, Yuan Li, Shizhe Diao, Yuxuan Liang, Bryan Hooi, and Roger Zimmermann. 2024. Unitime: A language-empowered unified model for cross-domain time series forecasting. In *Proceedings of the ACM Web Conference 2024*. 4095–4106.
- [33] Yong Liu, Tengge Hu, Haoran Zhang, Haixu Wu, Shiyu Wang, Lintao Ma, and Mingsheng Long. 2023. itransformer: Inverted transformers are effective for time series forecasting. *arXiv preprint arXiv:2310.06625* (2023).
- [34] Yong Liu, Guo Qin, Xiangdong Huang, Jianmin Wang, and Mingsheng Long. 2024. AutoTimes: autoregressive time series forecasters via large language models. In *Proceedings of the 38th International Conference on Neural Information Processing Systems*. 122154–122184.
- [35] Jiecheng Lu, Yan Sun, and Shihao Yang. 2024. In-context time series predictor. *arXiv preprint arXiv:2405.14982* (2024).
- [36] J Merullo, C Eickhoff, and E Pavlick. [n.d.]. A mechanism for solving relational tasks in transformer language models, 2023. URL <https://arxiv.org/abs/2305.16130> ([n.d.]), 28.
- [37] Yuqi Nie, Nam H Nguyen, Phanwadee Sinthong, and Jayant Kalagnanam. 2023. A Time Series is Worth 64 Words: Long-term Forecasting with Transformers. *ICLR* (2023).
- [38] Shuaicheng Niu, Chunyan Miao, Guohao Chen, Pengcheng Wu, and Peilin Zhao. 2024. Test-time model adaptation with only forward passes. *arXiv preprint arXiv:2404.01650* (2024).
- [39] Zijie Pan, Yushan Jiang, Sahil Garg, Anderson Schneider, Yuriy Nevmyvaka, and Dongjin Song. 2024. S2IP-LLM: Semantic Space Informed Prompt Learning with LLM for Time Series Forecasting. In *International Conference on Machine Learning*. PMLR, 39135–39153.
- [40] Nina Panickssery, Nick Gabrieli, Julian Schulz, Meg Tong, Evan Hubinger, and Alexander Matt Turner. 2023. Steering llama 2 via contrastive activation addition. *arXiv preprint arXiv:2312.06681* (2023).
- [41] Alec Radford, Jeffrey Wu, Rewon Child, David Luan, Dario Amodei, Ilya Sutskever, et al. 2019. Language models are unsupervised multitask learners. *OpenAI blog* 1, 8 (2019), 9.
- [42] Ruifeng Ren and Yong Liu. 2024. Towards understanding how transformers learn in-context through a representation learning lens. *Advances in Neural Information Processing Systems* 37 (2024), 892–933.
- [43] Ohad Rubin, Jonathan Herzig, and Jonathan Berant. 2021. Learning to retrieve prompts for in-context learning. *arXiv preprint arXiv:2112.08633* (2021).
- [44] Gemini Team, Rohan Anil, Sebastian Borgeaud, Jean-Baptiste Alayrac, Jiahui Yu, Radu Soricut, Johan Schalkwyk, Andrew M Dai, Anja Hauth, Katie Millican, et al. 2023. Gemini: a family of highly capable multimodal models. *arXiv preprint arXiv:2312.11805* (2023).
- [45] Eric Todd, Millicent L Li, Arnab Sen Sharma, Aaron Mueller, Byron C Wallace, and David Bau. 2023. Function vectors in large language models. *arXiv preprint arXiv:2310.15213* (2023).
- [46] Hugo Touvron, Thibaut Lavril, Gautier Izacard, Xavier Martinet, Marie-Anne Lachaux, Timothée Lacroix, Baptiste Rozière, Naman Goyal, Eric Hambro, Faisal Azhar, et al. 2023. Llama: Open and efficient foundation language models. *arXiv preprint arXiv:2302.13971* (2023).
- [47] Ashish Vaswani, Noam Shazeer, Niki Parmar, Jakob Uszkoreit, Llion Jones, Aidan N Gomez, Lukasz Kaiser, and Illia Polosukhin. 2017. Attention is All you Need. *NeurIPS* (2017).
- [48] Futing Wang, Jianhao Yan, Yue Zhang, and Tao Lin. 2025. ELICIT: LLM Augmentation Via External In-context Capability. In *The Thirteenth International Conference on Learning Representations*.
- [49] Haixu Wu, Tengge Hu, Yong Liu, Hang Zhou, Jianmin Wang, and Mingsheng Long. 2023. TimesNet: Temporal 2D-Variation Modeling for General Time Series

- Analysis. *ICLR* (2023).
- [50] Haixu Wu, Jiehui Xu, Jianmin Wang, and Mingsheng Long. 2021. Autoformer: Decomposition Transformers with Auto-Correlation for Long-Term Series Forecasting. *NeurIPS* (2021).
- [51] Hao Xue and Flora D Salim. 2023. Promptcast: A new prompt-based learning paradigm for time series forecasting. *IEEE Transactions on Knowledge and Data Engineering* (2023).
- [52] Jianhao Yan, Jin Xu, Chiyu Song, Chenming Wu, Yafu Li, and Yue Zhang. 2023. Understanding in-context learning from repetitions. *arXiv preprint arXiv:2310.00297* (2023).
- [53] Ailing Zeng, Muxi Chen, Lei Zhang, and Qiang Xu. 2023. Are Transformers Effective for Time Series Forecasting? *AAAI* (2023).
- [54] Susan Zhang, Stephen Roller, Naman Goyal, Mikel Artetxe, Moya Chen, Shuohui Chen, Christopher Dewan, Mona Diab, Xian Li, Xi Victoria Lin, et al. 2022. Opt: Open pre-trained transformer language models. *arXiv preprint arXiv:2205.01068* (2022).
- [55] Yongfeng Zhang, Min Zhang, Yi Zhang, Guokun Lai, Yiqun Liu, Honghui Zhang, and Shaoping Ma. 2015. Daily-aware personalized recommendation based on feature-level time series analysis. In *Proceedings of the 24th international conference on world wide web*. 1373–1383.
- [56] Yuanhan Zhang, Kaiyang Zhou, and Ziwei Liu. 2023. What makes good examples for visual in-context learning? *Advances in Neural Information Processing Systems* 36 (2023), 17773–17794.
- [57] Tian Zhou, Ziqing Ma, Qingsong Wen, Xue Wang, Liang Sun, and Rong Jin. 2022. FEDformer: Frequency enhanced decomposed transformer for long-term series forecasting. *ICML* (2022).
- [58] Tian Zhou, Peisong Niu, Liang Sun, Rong Jin, et al. 2023. One fits all: Power general time series analysis by pretrained lm. *Advances in neural information processing systems* 36 (2023), 43322–43355.

Appendix

A Dataset Descriptions

We evaluate the proposed LVICL on multiple real-world datasets spanning several domains:

- ETT [26]: Covers July 2016 to July 2018 with 7 factors related to power transformers. The dataset includes four subsets: ETTh1 and ETTh2 (hourly sampling), and ETTm1 and ETTm2 (15-minute sampling).
- Weather [50]: Contains 21 meteorological variables sampled every 10 minutes, collected from the meteorological station of the Max Planck Institute for Biogeochemistry in 2020.
- ECL [50]: Electricity consumption data from 321 users, recorded hourly.
- Traffic [50]: Road occupancy rates collected from 862 sensors on highways in the San Francisco Bay Area, recorded hourly, covering January 2015 to December 2016.
- M4 [34]: A comprehensive dataset spanning various time series across business, finance, economics, and other domains.
- M3 [34]: Although smaller than M4, it likewise contains diverse time series from multiple domains and frequencies.

We follow the same data processing pipeline and train/validation/test split protocol as in Autotimes [34] and iTransformer [33]: the splits are strictly chronological to ensure there is no data leakage. See Table 6 for more details on each dataset.

B More Implementation Details

For different datasets, we use different patch lengths. The specific settings are shown in Table 7. The effectiveness of this configuration is discussed in detail in [34].

C Hyperparameter Sensitivity Analysis

To select the optimal parameter configuration, in this subsection, we conduct a sensitivity analysis of three key hyperparameters: the

Table 6: Detailed dataset descriptions. *Dim* denotes the variate number. *Dataset Size* denotes the total number of time points in (Train, Validation, Test) splits, respectively. *Prediction Length* denotes the future time points to be predicted. *Frequency* denotes the sampling interval of time points.

Dataset	Dim	Prediction Length	Dataset Size	Frequency	Information
ETTh1, ETTh2	7	{96, 192, 336, 720}	(8545, 2881, 2881)	Hourly	Electricity
ETTh1, ETTm2	7	{96, 192, 336, 720}	(34465, 11521, 11521)	15min	Electricity
Weather	21	{96, 192, 336, 720}	(36792, 5271, 10540)	10min	Weather
ECL	321	{96, 192, 336, 720}	(18317, 2633, 5261)	Hourly	Electricity
Traffic	862	{96, 192, 336, 720}	(12185, 1757, 3509)	Hourly	Transportation
M4-Yearly	1	6	(23000, 0, 23000)	Yearly	Demographic
M4-Quarterly	1	8	(24000, 0, 24000)	Quarterly	Finance
M4-Monthly	1	18	(48000, 0, 48000)	Monthly	Industry
M4-Weekly	1	13	(359, 0, 359)	Weekly	Macro
M4-Daily	1	14	(4227, 0, 4227)	Daily	Micro
M4-Hourly	1	48	(414, 0, 414)	Hourly	Other
M3-Yearly	1	6	(645, 0, 645)	Yearly	Demographic
M3-Quarterly	1	8	(756, 0, 756)	Quarterly	Finance
M3-Monthly	1	18	(1428, 0, 1428)	Monthly	Industry
M3-Others	1	8	(174, 0, 174)	Weekly	Macro

Table 7: The Setting of the length of the patch for different Datasets.

Dataset	Patch Length
ETTh1, ETTh2, ETTm1, ETTm2	96
Weather, ECL, Traffic	96
M4-Yearly	6
M4-Quarterly	8
M4-Monthly	18
M4-Weekly	13
M4-Daily	14
M4-Hourly	48
M3-Yearly	6
M3-Quarterly	8
M3-Monthly	18
M3-Others	8

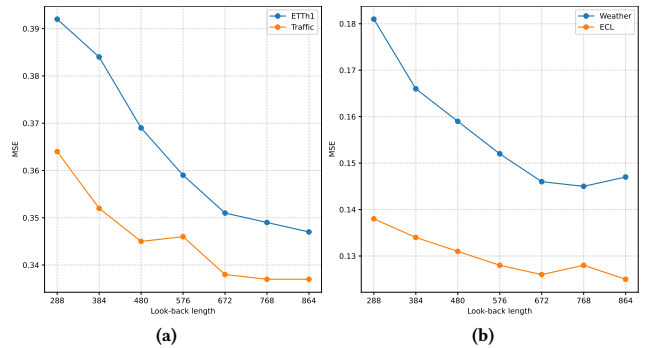


Figure 8: Performance of our method with different look-back lengths.

look-back length and the number of examples used to construct the context vector.

C.1 Variable look-back length

We systematically evaluate our method under multiple look-back length configurations to examine its sensitivity and robustness to changes in the historical window. In all experiments, the prediction

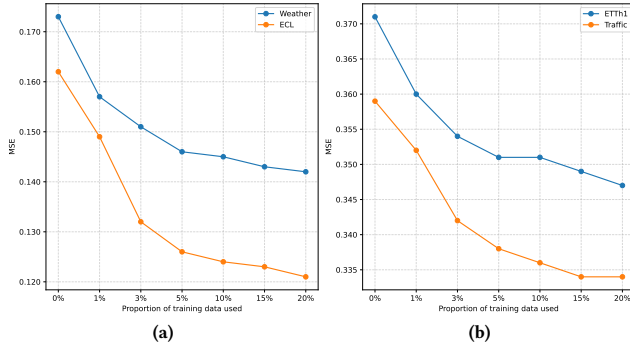


Figure 9: The predictive performance of our method when using different proportions of training data as examples.

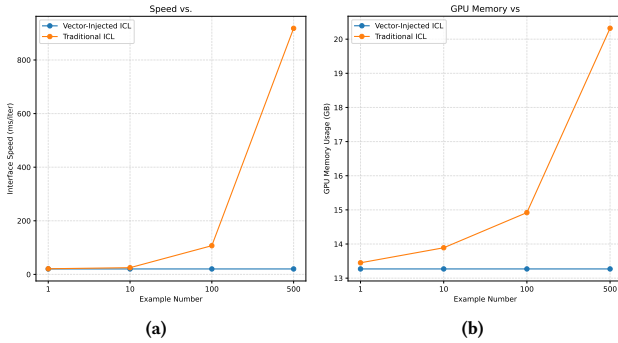


Figure 10: Comparison of inference speed and GPU memory between Vector-Injected and Traditional ICL across different numbers of examples.

length is set to 96. The results are shown in Figure 8: although the metrics fluctuate across settings, the overall trend is clear— as the look-back length increases, the model leverages richer historical context and achieves steady improvements in predictive accuracy. However, excessively long windows slow inference, and the performance gains taper off once the look-back length exceeds 672. Balancing predictive benefits against computational cost, we set the look-back length to 672.

C.2 Number of Examples Used

In this section, we evaluate how using different proportions of the training data (0%–20%) as examples affects the model’s forecasting performance. The experimental setup fixes the look-back window at 672 and the forecast horizon at 96; results are shown in Fig. 9. We observe that 1) performance improves as the proportion of training data used for examples increases, and 2) once the proportion exceeds 5%, the growth in gains slows noticeably. Accordingly, we use 5% of the training data as examples to construct the context vector, striking a balance between performance and efficiency. Note that all examples are compressed into a single context vector, so the number of examples does not affect the model’s inference speed.

D Inference Efficiency Comparison of Vector-Injected and Traditional ICL

To further highlight the inference efficiency advantages of Vector-Injected ICL, we compare the GPU memory usage and inference speed of the two ICL methods across varying numbers of examples; see Fig. 10. The results show that as the number of examples increases, the GPU memory usage and inference speed of traditional ICL rise markedly. In contrast, Vector-Injected ICL remains nearly unchanged on both metrics. This indicates that Vector-Injected ICL makes injecting more examples feasible while keeping computational and memory overheads under control.

E Additional Related Work

E.1 Residual Stream

Recent academic applications of the residual stream have primarily focused on NLP and multimodal settings. [36] find that vectors constructed from positive/negative texts or learned via gradient descent, when injected into the residual stream at inference time, can stably steer an LLM’s content and style. [19] construct activation data on the residual stream for objects labeled “factual/hallucinatory,” train sparse autoencoders (SAEs) to extract specific features, and then inject them into the residual stream, effectively reducing hallucinations in multimodal models. [3] constructs and injects directions/vectors related to personality traits in the residual stream, enabling controllable enhancement and composition of LLM personality attributes. [13] propose injecting vectors into the residual stream at inference time to impart temporary memory to LLMs and thus influence their response style. Inspired by these methods, we propose injecting the context vector generated from time-series exemplars into the residual stream to intervene in the LLM, making it better suited for time-series forecasting (TSF) tasks.

E.2 ICL for large models for TSF

Several studies [9, 35] apply in-context learning (ICL) to large models for time-series forecasting (TSF). These large models are pre-trained on datasets comprising hundreds of millions of time series, and their primary concern is how such large models for TSF transfer to the downstream TSF task. Moreover, these approaches typically realize ICL by explicitly concatenating the examples into the prompt, which results in overly long prompts. In contrast, this paper focuses on transferring large language models (LLMs) to TSF tasks and adopts a vector-injection ICL to avoid excessively long prompts. Overall, although both lines of work employ ICL, they differ substantially in their issue focus and concrete implementations.

F Full Forecasting Results

The full multivariate forecasting results are provided in the section due to the space limitation of the main text (Table 8). We extensively evaluate competitive counterparts on challenging forecasting tasks. All results are averaged over five random seeds.

Table 8: Full results for the long-term forecasting task. For all prediction horizons, LVICL uses a fixed look-back length of 672. Most results of other methods derive from [34]. Results not reported in [34] are obtained by running each method’s source code; the look-back window is selected from {36, 96, 192, 336, 512, 672, 720} to report the best results.

Dataset	Prediction Length	LVICL		AutoTimes		TimeLLM		FPT		Unitime		iTransformer		DLinear		PatchTST		TimesNet	
		MSE	MAE	MSE	MAE	MSE	MAE	MSE	MAE	MSE	MAE	MSE	MAE	MSE	MAE	MSE	MAE	MSE	MAE
ETTh1	96	0.351	0.389	<u>0.360</u>	0.400	0.362	<u>0.392</u>	0.376	0.397	0.397	0.418	0.386	0.405	0.375	0.399	0.370	0.399	0.384	0.402
	192	0.379	0.408	<u>0.388</u>	0.419	0.398	0.418	0.416	0.418	0.434	0.439	0.422	0.439	0.405	<u>0.416</u>	0.413	0.421	0.557	0.436
	336	0.392	0.417	<u>0.401</u>	0.429	0.430	<u>0.427</u>	0.442	0.433	0.468	0.458	0.444	0.457	0.439	0.443	0.422	0.436	0.491	0.469
	720	0.402	0.434	<u>0.406</u>	<u>0.440</u>	0.442	0.457	0.477	0.456	0.469	0.477	0.500	0.498	0.472	0.490	0.447	0.466	0.521	0.500
	Avg	0.381	0.412	<u>0.389</u>	<u>0.422</u>	0.408	0.423	0.427	0.426	0.442	0.448	0.438	0.450	0.423	0.437	0.413	0.431	0.458	0.450
ETTh2	96	0.270	0.332	0.282	0.342	0.288	0.341	0.287	0.341	0.297	0.354	0.304	0.360	0.289	0.353	<u>0.274</u>	<u>0.336</u>	0.340	0.374
	192	0.333	0.378	0.348	0.387	0.351	0.389	0.350	0.383	0.365	0.404	0.377	0.403	0.383	0.418	<u>0.339</u>	<u>0.379</u>	0.402	0.414
	336	0.325	0.377	0.365	0.412	0.362	0.401	0.373	0.395	0.359	0.401	0.405	0.429	0.448	0.465	<u>0.329</u>	<u>0.380</u>	0.452	0.452
	720	0.375	0.416	0.412	0.440	0.415	0.440	0.401	0.443	0.403	0.436	0.443	0.464	0.605	0.551	<u>0.379</u>	<u>0.422</u>	0.462	0.468
	Avg	0.326	0.376	0.352	0.395	0.354	0.393	0.353	0.391	0.356	0.399	0.382	0.414	0.431	0.446	<u>0.330</u>	<u>0.379</u>	0.414	0.427
ETTm1	96	0.269	0.343	0.274	0.343	0.284	0.341	0.301	0.343	0.308	0.358	0.312	0.366	0.299	0.343	0.290	0.342	0.338	0.375
	192	0.309	0.371	<u>0.316</u>	0.370	0.327	<u>0.363</u>	0.348	0.362	0.354	0.391	0.347	0.385	0.335	0.365	0.332	0.369	0.374	0.387
	336	0.343	0.390	<u>0.344</u>	0.390	0.368	<u>0.387</u>	0.386	0.397	0.396	0.413	0.379	0.404	0.369	0.386	0.366	0.392	0.410	0.411
	720	0.391	0.408	<u>0.392</u>	<u>0.418</u>	0.423	0.419	0.430	0.427	0.442	0.450	0.441	0.442	0.425	0.421	0.416	0.420	0.478	0.450
	Avg	0.328	0.378	<u>0.332</u>	0.380	0.350	0.378	0.366	0.382	0.375	0.403	0.370	0.399	0.357	0.378	0.351	0.380	0.400	0.406
ETTm2	96	0.155	0.246	<u>0.159</u>	<u>0.250</u>	0.168	<u>0.250</u>	0.172	0.258	0.179	0.265	0.179	0.271	0.167	0.269	0.165	0.255	0.187	0.267
	192	0.210	0.282	0.213	0.285	0.216	0.294	0.231	0.287	0.239	0.309	0.242	0.313	0.224	0.303	0.220	0.292	0.249	0.309
	336	0.258	0.317	<u>0.261</u>	<u>0.323</u>	0.269	<u>0.323</u>	0.282	0.329	0.293	0.346	0.288	0.344	0.281	0.342	0.274	0.329	0.321	0.351
	720	0.335	0.378	<u>0.341</u>	<u>0.381</u>	0.363	0.387	0.373	0.387	0.398	0.397	0.378	0.397	0.397	0.421	0.362	0.385	0.408	0.403
	Avg	0.239	0.306	<u>0.243</u>	<u>0.310</u>	0.254	0.314	0.265	0.315	0.277	0.329	0.272	0.331	0.267	0.333	0.255	0.315	0.291	0.333
ECL	96	0.126	<u>0.224</u>	<u>0.129</u>	0.225	0.131	<u>0.224</u>	0.139	0.238	0.196	0.287	0.132	0.227	0.153	0.237	<u>0.129</u>	0.222	0.168	0.272
	192	0.148	0.235	0.147	0.241	0.152	0.241	0.153	0.251	0.199	0.291	0.153	0.249	0.152	0.249	0.147	<u>0.240</u>	0.184	0.289
	336	0.161	0.252	0.162	0.258	0.160	0.248	0.169	0.266	0.214	0.305	0.167	0.262	0.169	0.267	0.163	0.259	0.198	0.300
	720	<u>0.196</u>	0.282	0.199	<u>0.288</u>	0.192	0.298	0.206	0.297	0.254	0.335	0.254	0.335	0.233	0.344	0.197	0.290	0.220	0.320
	Avg	0.158	0.248	<u>0.159</u>	<u>0.253</u>	<u>0.159</u>	<u>0.253</u>	0.167	0.263	0.216	0.305	0.161	0.256	0.177	0.274	<u>0.159</u>	<u>0.253</u>	0.192	0.295
Weather	96	0.146	0.196	0.153	0.203	<u>0.147</u>	0.201	0.162	0.212	0.171	0.214	0.163	0.211	0.152	0.237	0.149	<u>0.198</u>	0.172	0.220
	192	<u>0.190</u>	<u>0.240</u>	0.201	0.250	0.189	0.234	0.204	0.248	0.217	0.254	0.205	0.250	0.220	0.282	0.194	0.241	0.219	0.261
	336	0.240	<u>0.280</u>	0.256	0.293	0.262	0.279	0.254	0.286	0.274	0.293	0.254	0.289	0.265	0.319	<u>0.245</u>	0.282	0.280	0.306
	720	0.312	0.330	0.331	0.345	0.304	0.316	0.326	0.337	0.329	0.340	0.329	0.340	0.323	0.362	0.314	0.334	0.365	0.359
	Avg	0.224	<u>0.262</u>	0.235	0.273	<u>0.225</u>	0.257	0.237	0.270	0.253	0.276	0.238	0.272	0.240	0.300	0.226	0.264	0.259	0.287
Traffic	96	0.338	0.245	<u>0.343</u>	0.248	0.362	<u>0.248</u>	0.388	0.282	0.401	0.291	0.351	0.257	0.410	0.282	0.360	0.249	0.593	0.321
	192	0.360	<u>0.251</u>	<u>0.362</u>	0.257	0.374	0.247	0.407	0.290	0.432	0.298	0.364	0.265	0.423	0.287	0.379	0.256	0.617	0.333
	336	<u>0.382</u>	0.259	0.379	0.266	0.385	0.271	0.412	0.294	0.436	0.305	<u>0.382</u>	0.273	0.436	0.296	0.392	<u>0.264</u>	0.629	0.333
	720	0.401	<u>0.285</u>	<u>0.413</u>	0.284	0.430	0.288	0.450	0.312	0.447	0.322	0.420	0.292	0.466	0.315	0.432	0.286	0.640	0.330
	Avg	0.370	0.260	<u>0.374</u>	<u>0.264</u>	0.388	<u>0.264</u>	0.414	0.294	0.429	0.304	0.379	0.272	0.434	0.295	0.391	<u>0.264</u>	0.620	0.336