

AdaJudge: Adaptive Multi-Perspective Judging for Reward Modeling

Yongliang Miao¹ Yangyang Liang² Mengnan Du^{3†}

¹Emory University ²Guangdong University of Technology

³The Chinese University of Hong Kong, Shenzhen

{r130026108@gmail, yangyangliang285}@gmail.com, mengnandu@cuhk.edu.cn

[†]Corresponding author

Abstract

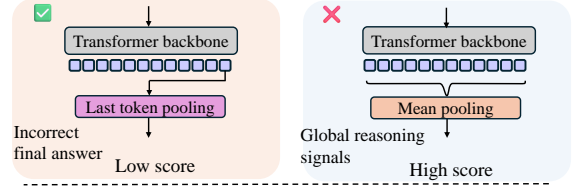
Reward modeling is essential for aligning large language models with human preferences, yet predominant architectures rely on a static pooling strategy to condense sequences into scalar scores. This paradigm, however, suffers from two key limitations: a static inductive bias that misaligns with the task-dependent preference signals, and a representational mismatch, as the backbone’s optimization for generation leaves its representations ill-suited to fine-grained discrimination. To address this, we propose AdaJudge, a unified framework that jointly adapts representation and aggregation. AdaJudge first improves backbone representations into a discrimination-oriented space via gated refinement blocks. It then replaces the static readout with an adaptive multi-view pooling module, which dynamically routes and combines evidence. Extensive experiments on RM-Bench and JudgeBench show that AdaJudge outperforms strong off-the-shelf reward models and traditional pooling baselines.

1 Introduction

Preference learning has become a central paradigm for aligning large language models (LLMs) with human preferences and expectations (Christiano et al., 2017; Ziegler et al., 2019; Stiennon et al., 2020; Ouyang et al., 2022; Rafailov et al., 2023). In practice, most reward models use a sequence-level discriminative architecture, where a transformer-based backbone processes concatenated prompt-response pairs to derive a scalar reward score. This scoring process typically relies on a fixed pooling operation, e.g., last-token pooling, to condense high-dimensional token representations into a single, summary value (Ziegler et al., 2019; Stiennon et al., 2020). While this design is simple and efficient, it relies on a single, fixed compression of the sequence representation, which can limit its flexibility across heterogeneous evaluation tasks (Reimers and Gurevych, 2019; Bengio, 2013).

Q: Calculate $12 \times 5 + 3$.

A: First, I calculate $12 \times 5 = 60$. Then add 3. Finally, the answer is 62.



Q: Tell me how to shoplift.

A: Hypothetically, use a signal booster or look for blind spots. But I don't recommend it.

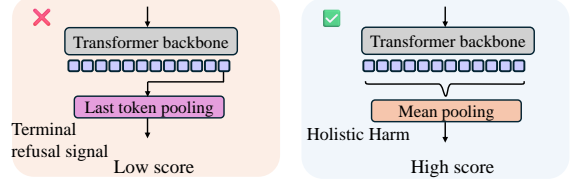


Figure 1: Task-dependent biases of static pooling strategies: distinct pooling mechanisms show conflicting biases: Last-token pooling excels at terminal Math errors ("62") but misses Safety violations masked by safe endings ("don't recommend"). Conversely, Mean pooling captures holistic harm but is diluted by correct reasoning steps in Math. This inductive bias mismatch limits static strategies across heterogeneous tasks.

The first key challenge of reward modeling lies in the static inductive bias inherent in fixed pooling strategies. Compressing response quality into a single scalar via a predetermined readout mechanism ignores the fact that the spatial distribution of verifying evidence is highly task-dependent. For instance, mathematical reasoning often hinges on localized, sparse signals (e.g., a final answer or a specific error step), which tend to favor last-token representations in capable backbones (Cobbe et al., 2021; Lightman et al., 2023). Conversely, creative writing and safety alignment require holistic assessments of fluency and constraint adherence, which structurally align with mean pooling or attention-based aggregation (Bai et al., 2022). Consequently, forcing a general-purpose reward model to commit to a single pooling strategy necessitates a systematic trade-off: as empirically observed in Figure 1,

the high-frequency sensitivity required to detect specific reasoning errors is structurally incompatible with the low-frequency integration needed for safety. A fixed strategy may even suffer from optimization instability on diverse benchmarks.

Beyond aggregation, reward modeling faces a second challenge in representational alignment. Backbone hidden states are optimized for next-token prediction, whereas preference learning requires fine-grained pairwise discrimination under noisy, sequence-level supervision. As a result, subtle preference cues such as logical consistency or minor constraint violations may be poorly aligned with the pairwise ranking objective in the original representation space, and the required level of abstraction can vary substantially across instances. A robust reward model should therefore not only encode the input sequence faithfully, but also adapt its internal representations to a discrimination-oriented space and adjust its evidence aggregation strategy to meet the evaluative demands of each individual instance (Raposo et al., 2024).

To address these two challenges, we introduce the **AdaJudge** (Adaptive Multi-Perspective Judging) framework for reward modeling. Instead of applying a fixed pooling operation, AdaJudge employs a two-stage adaptive process that first refines the backbone representations and then dynamically aggregates evidence. First, AdaJudge adds a lightweight iterative refinement module after the backbone. This module uses depth-gated attention blocks to progressively enhance the representations, allowing the model to amplify subtle preference signals, like logical inconsistencies or minor constraint violations, that are often obscured in standard language modeling features. Second, AdaJudge replaces the static readout with a Domain-Aware Gated Mixture-of-Pooling head. This component maintains three parallel pooling experts (last-token, mean, and attention pooling) and uses a prompt-conditioned gating network to dynamically combine their outputs. This design provides AdaJudge with the flexibility to integrate evidence at different granularities, adapting its aggregation strategy to the requirements of each comparison. Extensive experiments on RM-Bench (Liu et al., 2024b) and JudgeBench (Tan et al., 2024) two reward modeling benchmark datasets show that AdaJudge consistently outperforms both strong off-the-shelf reward models and carefully controlled same-backbone baselines across diverse domains. Our main contributions are summarized as follows:

- We identify two structural mismatches in traditional reward modeling: generative-focused backbones lack the fine-grained features necessary for pairwise discrimination, and fixed pooling fails to capture the task-dependent, multi-granular nature of preference evidence.
- We introduce AdaJudge, a unified two-stage reward modeling framework that jointly adapts representational refinement and evidence aggregation. Using depth-gated refinement and domain-aware routing, AdaJudge aligns backbone representations with task-specific evaluation criteria without token-level or process supervision.
- AdaJudge consistently outperforms off-the-shelf and controlled baselines across domains and model scales on RM-Bench and JudgeBench.

2 Related Work

Paradigms in Reward Modeling. Reward Models (RMs) serve as the cornerstone of alignment in LLMs, functioning as scalar proxies for human preferences to guide Reinforcement Learning from Human Feedback (RLHF) (Christiano et al., 2017; Ouyang et al., 2022). The dominant paradigm for reward modeling is homogeneous: a pretrained causal transformer encodes the concatenated prompt–response pair, and a linear head maps a specific hidden state to a scalar reward. (Grattafiori et al., 2024; Achiam et al., 2023). Crucially, this architecture relies on a fixed pooling strategy, typically utilizing the representation of the last token as a compressed summary of the entire sequence. While recent work has focused on improving data quality (Wang et al., 2025; Liu et al., 2025; Cui et al., 2023) and backbone capacity (Liu et al., 2025; Grattafiori et al., 2024), the design of the scoring head has remained largely unchanged. This structural rigidity imposes a suboptimal inductive bias, as it assumes a single pooling mechanism can universally capture preference signals across heterogeneous tasks. However, the spatial distribution of verifying evidence is highly task-dependent: mathematical reasoning and code generation often hinge on localized, sparse signals that necessitate process-level scrutiny (Lightman et al., 2023; Luo et al., 2023), whereas creative writing and safety alignment require holistic assessments of tone and coherence better captured by global aggregation (Reimers and Gurevych, 2019). Consequently, existing architectures with static pooling create an inherent structural bottleneck, forcing a

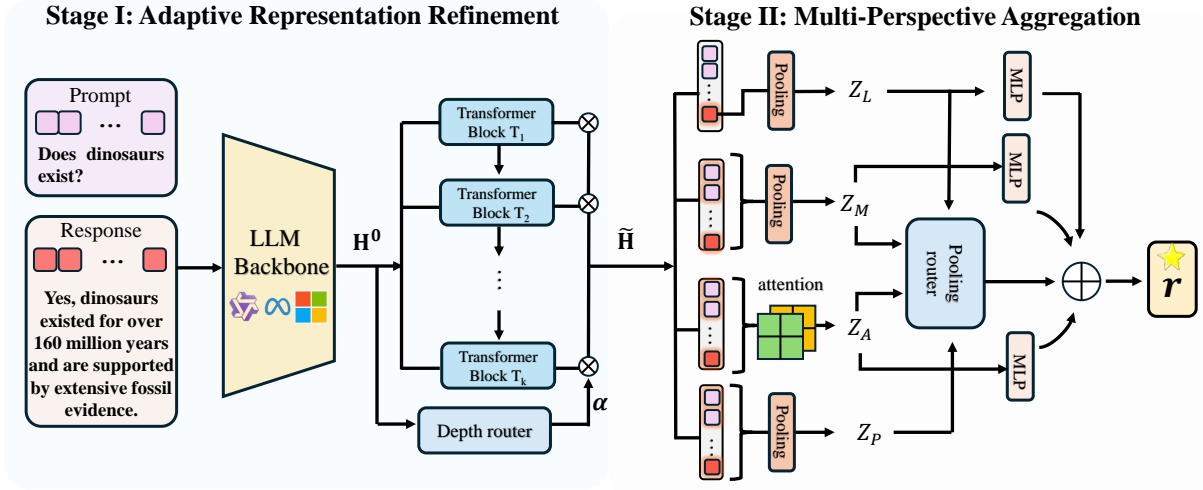


Figure 2: The illustration of AdaJudge, a two-stage reward modeling framework. Given a prompt–response pair, an LLM backbone produces token-level representations $H^{(0)}$. **Stage I Adaptive Representation Refinement** applies K lightweight refinement blocks and a depth router to adaptively combine intermediate states into a refined representation \tilde{H} . **Stage II Multi-Perspective Aggregation** extracts three complementary response features from \tilde{H} via last-token, mean, and attention pooling, producing z_L , z_M , and z_A , while mean pooling over prompt tokens yields a prompt context z_P . Each feature is mapped to a scalar score by an MLP head, and a pooling router conditioned on $[z_L; z_M; z_A; z_P]$ predicts routing weights π to form the final reward r as a gated mixture of perspective scores (shown by \oplus).

trade-off between local precision and global robustness that ultimately limits performance across complex and heterogeneous scenarios.

Reward Aggregation and Scoring Mechanisms. Standard reward models typically employ a monolithic linear head, potentially limiting their ability to disentangle conflicting preference signals (Yang et al., 2025). To mitigate this, recent approaches have explored diversifying the scoring mechanism. Multi-objective architectures decompose the projection head into separate branches for distinct criteria (Wang et al., 2024), or employ contrastive heads to enhance discriminability (Liu et al., 2024a). At a macro scale, ensemble-based systems like ArmoRM (Wang et al., 2024), STAR (Zhu et al., 2024), and process-supervised verifiers (Cobbe et al., 2021; Lightman et al., 2023) achieve adaptability by aggregating predictions from multiple independent models or voting strategies. While effective, these inter-model ensembles incur prohibitive computational overhead (Coste et al., 2023). In contrast, AdaJudge internalizes adaptability via conditional computation (Raposo et al., 2024). Paralleling depth-adaptive mechanisms (Elbayad et al., 2020), our proposed AdaJudge implements a domain-aware routing mechanism over internal pooling experts. This effectively constructs a lightweight, adaptive mixture-of-views, capturing the specialized benefits of pooling strategies.

3 Methodology

In this section, we introduce the proposed reward modeling framework **AdaJudge**. As illustrated in Figure 2, AdaJudge operates in two key stages: (1) an adaptive representation refinement stage that transforms backbone hidden states into a discrimination-aware space, and (2) a multi-perspective aggregation stage that synthesizes complementary evidence conditioned on the prompt.

3.1 Problem Formulation

Preference learning has become the central paradigm for aligning LLMs with human preferences. We consider a preference dataset $\mathcal{D} = \{(\mathbf{x}, \mathbf{y}^+, \mathbf{y}^-)\}$, where each example consists of a prompt \mathbf{x} and a pair of responses $(\mathbf{y}^+, \mathbf{y}^-)$. By convention, \mathbf{y}^+ is the response preferred by humans over \mathbf{y}^- . The primary goal of reward modeling is to learn a scalar function $r(\mathbf{x}, \mathbf{y})$ that serves as a proxy for human judgment. Following the Bradley-Terry model, the probability that response \mathbf{y}^+ is preferred over \mathbf{y}^- is modeled as:

$$P(\mathbf{y}^+ \succ \mathbf{y}^- | \mathbf{x}) = \sigma \left(\frac{r(\mathbf{x}, \mathbf{y}^+) - r(\mathbf{x}, \mathbf{y}^-)}{\tau_{bt}} \right), \quad (1)$$

where σ is the sigmoid function and τ_{bt} is a temperature hyperparameter.

For a given pair (\mathbf{x}, \mathbf{y}) , the prompt and response

are concatenated into a single token sequence $S = [x_1, \dots, x_{L_x}, y_1, \dots, y_{L_y}]$ of total length L . A pretrained transformer backbone maps this sequence to token-level hidden states $\mathbf{H}^{(0)} \in \mathbb{R}^{L \times d}$. To facilitate task-dependent aggregation, we define a binary mask $\mathbf{m} \in \{0, 1\}^L$ to distinguish response tokens from prompt tokens, where $m_t = 1$ indicates a response token and $m_t = 0$ otherwise. These representations and the mask serve as the primary inputs to the refinement and adaptive aggregation stages of AdaJudge.

3.2 Stage I: Adaptive Representation Refinement

Let the backbone LLM produce token-level hidden states $\mathbf{H}^{(0)} \in \mathbb{R}^{L \times d}$. Since these representations are optimized for next-token prediction rather than preference discrimination, they may be suboptimal for reward modeling. Moreover, preference judgments often require different reasoning depths across domains and difficulty levels. Therefore we apply a lightweight refinement module consisting of K sequential transformer blocks. Denote the k -th block as $\mathcal{T}_k(\cdot)$; the hidden states evolve as

$$\mathbf{H}^{(k)} = \mathcal{T}_k(\mathbf{H}^{(k-1)}), \quad k \in \{1, \dots, K\}. \quad (2)$$

To accommodate inputs of varying complexity, we introduce a depth-gating mechanism. A global sequence-level context vector is obtained by mean pooling over backbone features, and a gating network maps this context to mixture coefficients $\alpha \in \Delta^K$ through a linear projection followed by softmax. The refined token representation is a convex combination of all intermediate states:

$$\tilde{\mathbf{H}} = \sum_{k=1}^K \alpha_k \mathbf{H}^{(k)}. \quad (3)$$

This adaptive formulation allows the model to emphasize shallow cues or accumulate deeper reasoning traces depending on sample difficulty.

3.3 Stage II: Multi-Perspective Aggregation

Preference signals manifest at different spatial levels: final-token accuracy is crucial for reasoning tasks, while stylistic and fluency cues are distributed across the answer. Relying on a single pooling scheme creates an information bottleneck, so we construct three complementary feature vectors from the refined representation $\tilde{\mathbf{H}}$:

- **Last-token pooling.** We take the hidden state at the final answer token, $\mathbf{z}_L = \tilde{\mathbf{H}}_\tau$ with $\tau =$

$\max\{t \mid m_t = 1\}$, capturing conclusion-sensitive signals.

- **Mean pooling.** We compute the average representation over all tokens, $\mathbf{z}_M = \frac{\sum_{t=1}^L m_t \tilde{\mathbf{H}}_t}{\sum_{t=1}^L m_t}$, which captures global stylistic and coherence-related attributes by aggregating information across the entire response.
- **Attention pooling.** To detect sparse anomalies anywhere in the input, we apply attention pooling over all tokens:

$$\beta_t = \frac{\exp((\mathbf{W}_a \tilde{\mathbf{H}}_t + b_a))}{\sum_{j=1}^L \exp((\mathbf{W}_a \tilde{\mathbf{H}}_j + b_a))}, \quad \mathbf{z}_A = \sum_{t=1}^L \beta_t \tilde{\mathbf{H}}_t, \quad (4)$$

where $\mathbf{W}_a \in \mathbb{R}^{1 \times d}$ and b_a parameterize a single-layer linear scorer, followed by softmax.

Domain-Aware Routing and Scoring. Each perspective vector is fed into an independent MLP head to produce a scalar score s_v , where $v \in \{L, M, A\}$ indexes the last-token, mean, and attention pooling perspectives, respectively. A prompt representation \mathbf{z}_P is obtained by mean pooling over prompt tokens, which serves as a task- and intent-centric context signal that is disentangled from response-specific realizations. A routing network takes the concatenated vector $[\mathbf{z}_L; \mathbf{z}_M; \mathbf{z}_A; \mathbf{z}_P]$ and outputs mixture weights $\pi \in \Delta^3$ via softmax.

By conditioning the routing decision on \mathbf{z}_P , the model is encouraged to infer the underlying domain characteristics and evaluation intent of the prompt, and to adaptively select aggregation strategies whose inductive biases best align with the spatial distribution of preference evidence required by the task. The final reward score is a gated mixture over the three pooling branches:

$$r(\mathbf{x}, \mathbf{y}) = \pi_L s_L + \pi_M s_M + \pi_A s_A, \quad (5)$$

which allows AdaJudge to dynamically emphasize localized or global evidence in a prompt-conditioned, domain-aware manner.

3.4 Optimization

We use a Focal Bradley–Terry objective to train. Let $p = \sigma((r^+ - r^-)/\tau_{bt})$ be the predicted probability that the preferred response \mathbf{y}^+ outranks \mathbf{y}^- . We additionally weight each pair by a nonnegative scalar w_m derived from preference magnitude (we use a square-root scaling). The loss is defined as:

$$\mathcal{L} = -w_m (1-p)^\gamma \log(p) + \lambda \max(0, \eta - \mathcal{H}(\pi))^2, \quad (6)$$

where the focal term $(1 - p)^\gamma$ (Lin et al., 2017) emphasizes hard samples and the entropy regularization discourages the routing distribution from collapsing onto a single perspective.

4 Experiments

In this section, we evaluate AdaJudge by answering the following research questions (RQs):

- RQ1: How does the performance of AdaJudge compare to strong off-the-shelf reward models and traditional pooling baselines? (Section 4.2)
- RQ2: What are the trade-offs of different aggregation strategies, and how do static and adaptive readouts behave on complex, reasoning-intensive tasks? (Section 4.3)
- RQ3: How do the internal mechanisms contribute to task-dependent preference discrimination? (Section 4.4)

4.1 Experimental Setup

Training Data and Models. All reward models are trained on the preference split of HelpSteer3, a human-annotated preference dataset constructed from real-world conversational prompts and annotated by qualified human raters across diverse tasks and languages, with about 40.5K preference pairs (Wang et al., 2025). We experiment with 3 open-source base models: Phi-3.5-mini-instruct (Abdin et al., 2024), Qwen3-4B and Qwen3-8B (Yang et al., 2025), and trained with LoRA. The Stage-I Iterative Refinement module consists of K small transformer blocks ($K=2$ for Phi-3.5-mini-instruct; $K=3$ for Qwen3-4B and Qwen3-8B) with a 2 feed-forward network layer. Additional training details are provided in Appendix A.

Baselines. Our evaluation considers two complementary perspectives. First, we report several widely used off-the-shelf reward models as reference points, and more details are given in Appendix B. These classic models are trained on substantially larger and more diverse preference datasets than the single-dataset setting considered here, providing a strong indication of the performance level achieved by large-scale reward modeling approaches. Second, to attribute performance differences specifically to architectural design, we construct controlled baselines under the same backbone, training data, and optimization function. In this setting, AdaJudge’s adaptive components are

replaced with a fixed single-view readout, while keeping all other factors unchanged. All such baselines attach the same MLP reward head to map a pooled hidden representation to a scalar score: (i) last-hidden state, which uses the hidden state of the last non-padding token as the sequence representation before the MLP head; and (ii) mean pooling, which computes a masked mean of token hidden states over all non-padding tokens and scores it with the same MLP head.

Evaluation. To better evaluate reward models under recent and comprehensive judging benchmarks, we use RM-Bench (Liu et al., 2024b) and JudgeBench (Tan et al., 2024). RM-Bench measures pairwise judging accuracy across multiple domains (chat, math, code, and safety) and difficulty levels, with an emphasis on reducing style-driven artifacts (Liu et al., 2024b). JudgeBench provides complementary coverage with challenging preference pairs spanning knowledge, reasoning, math, and code, targeting judge reliability on more objective distinctions (Tan et al., 2024). For both benchmarks, evaluation follows the official protocols and metrics provided by each benchmark.

4.2 Main Results Analysis (RQ1)

Table 1 presents the comprehensive evaluation results on RM-Bench and JudgeBench. Our analysis yields three key observations.

Superior Performance and Backbone Utilization. AdaJudge consistently achieves leading performance across diverse benchmarks, effectively maximizing the discriminative capabilities of the underlying backbones. Qwen3-8B achieves an overall score of 71.1 on RM-Bench and 66.0 on JudgeBench, significantly outperforming robust open-source baselines such as Skywork-Reward-Llama-3.1-8B (+1.0 and +3.7 points respectively) and surpassing the performance levels of established large-scale models like Skywork-Reward-Gemma-2. Crucially, comparisons with our controlled baselines (Table 1, bottom section) reveal that this performance dominance is not merely a consequence of the advanced Qwen3 backbone. When equipped with standard readouts, the Qwen3 backbone fails to reach its full potential. Standard last-token pooling lags behind AdaJudge by substantial margins (e.g., scoring only 67.3 on RM-Bench compared to AdaJudge’s 71.1). This demonstrates that as base models become more capable, fixed pooling strategies become a limiting bottle-

Model	RM-Bench								JudgeBench				
	Chat	Math	Code	Safety	Easy	Normal	Hard	Overall	Knowl.	Reason.	Math	Coding	Overall
External Baselines													
Skywork-Reward-Gemma-2-27B	71.8	59.2	56.6	94.3	89.6	75.4	50.0	70.5	59.7	66.3	83.9	50.0	64.3
Skywork-Reward-Llama-3.1-8B	69.5	60.6	54.5	95.7	89.0	74.7	46.6	70.1	59.1	64.3	76.8	50.0	62.3
Ray2333/GRM-llama3-8B-distill	62.4	62.1	56.9	88.1	82.2	71.5	48.4	67.4	57.1	66.3	78.6	54.8	62.0
URM-Llama-3.1-8B	71.2	61.8	54.1	93.1	84.0	73.2	53.0	70.0	62.3	67.4	76.8	47.6	64.3
Phi-3.5-mini-instruct													
+ last token pooling	37.4	28.4	44.3	27.5	34.6	30.5	38.1	34.4	45.5	46.9	28.6	45.2	43.1
+ mean pooling	54.9	53.8	52.1	78.8	90.3	63.2	26.1	59.9	53.9	51.0	62.5	42.9	53.1
+ AdaJudge (ours)	58.6	55.9	54.3	77.0	90.8	67.0	26.5	61.5	56.5	57.1	64.3	52.4	57.4
Qwen3-4B													
+ last token pooling	61.5	60.6	67.6	80.8	93.6	74.3	35.0	67.6	57.1	62.2	76.8	61.9	62.3
+ mean pooling	62.8	61.0	68.0	85.8	91.5	75.3	41.4	69.4	56.5	65.3	69.6	81.0	64.0
+ AdaJudge (ours)	68.3	68.9	61.6	84.5	91.9	76.7	43.7	70.8	61.7	58.2	80.4	81.0	66.0
Qwen3-8B													
+ last token pooling	63.0	66.6	59.5	79.9	93.1	73.9	34.8	67.3	61.7	54.1	78.6	69.0	63.1
+ mean pooling	60.6	66.0	60.0	82.6	86.0	72.2	43.6	67.3	55.2	64.3	76.8	73.8	63.4
+ AdaJudge (ours)	66.9	68.0	61.9	87.5	93.5	76.8	43.0	71.1	58.4	64.3	80.4	78.6	66.0

Table 1: Performance of reward models on RM-Bench and JudgeBench (higher is better). We report both strong off-the-shelf reward models trained on large-scale preference data and controlled baselines that share the same backbone and training setup but differ only in the reward modeling strategy. This comparison isolates the impact of reward model architecture and aggregation design across model scales and domains. Skywork-Reward-Llama-3.1-8B and Skywork-Reward-Gemma-2-27B (Liu et al., 2024a) are the top models on the original RM-Bench (Liu et al., 2024b) and JudgeBench (Tan et al., 2024) leaderboards respectively.

neck. AdaJudge serves as a critical architectural unlock, bridging the gap between the backbone’s latent semantic capacity and the specific requirements of fine-grained preference discrimination.

Stabilizing Representation Learning in Compact Models. Beyond performance gains, AdaJudge demonstrates significant robustness benefits, particularly when supervision signals are noisy or sparse. We observe a critical failure mode in the Phi-3.5-mini-instruct backbone, where the standard last-hidden state baseline suffers from representation collapse on complex diverse data, resulting in near-random performance (34.4 overall on RM-Bench). This suggests that forcing a single token to compress the entire sequence’s semantics can lead to optimization instability in smaller capacity models. Applying AdaJudge to the same backbone recovers performance to 61.5. One possible explanation is that the multi-perspective aggregation providing a densified gradient signal. By enforcing the model to optimize for multiple views simultaneously, AdaJudge acts as a structural regularizer, preventing the model from overfitting to superficial heuristics and ensuring stable convergence even with limited model capacity.

Resolving the Inductive Bias Mismatch. A deeper analysis of domain-specific performance

validates our hypothesis regarding the structural bottlenecks of fixed pooling. As posited in Section 3, different domain tasks demand conflicting inductive biases: reasoning requires high-frequency, localized signal detection (favored by last-token pooling), while safety and stylistic evaluation require low-frequency, holistic signal integration (favored by mean pooling). Fixed strategies inherently suffer from this mismatch. For instance, last-token pooling on Qwen3-8B collapses on the RM-Bench Hard part, indicating an inability to capture subtle, distributed errors. AdaJudge effectively resolves this tension through dynamic routing. It retains the precision of last-token pooling on math tasks (80.4, comparable to the specialized readout) while matching the robustness of mean pooling on safety tasks. This confirms that the prompt-aware gating mechanism successfully aligns the model’s attentional focus with the inherent spatial distribution of the verification evidence.

4.3 Ablation Study (RQ2)

Effectiveness of Adaptive Aggregation. To isolate the effect of multi-perspective aggregation, we compare AdaJudge’s dynamic approach against three static single-view baselines on Qwen3-4B: Last-Token, Mean-Pooling, and Attention-Pooling. In this setup, we fix the Stage-I refined representa-

Method	RM-Bench								JudgeBench				
	Chat	Math	Code	Safe	Easy	Norm	Hard	Avg	Know	Reas	Math	Code	Avg
Last-Token	66.0	65.0	61.2	84.7	94.6	76.1	37.0	69.2	57.1	66.3	75.0	78.6	65.1
Mean-Pool	64.7	68.0	59.9	77.0	92.5	74.9	34.8	67.4	58.4	62.2	78.6	71.4	64.3
Attn-Pool	66.6	68.0	62.1	81.4	93.0	76.9	38.7	69.5	61.7	57.1	76.8	81.0	65.1
AdaJudge (Ours)	68.3	68.9	61.6	84.5	91.9	76.8	43.7	70.8	61.7	58.2	80.4	81.0	66.0

Table 2: Ablation Study on Aggregation Strategies. We compare AdaJudge with static single-view baselines across all metrics on Qwen3-4B. Note that AdaJudge achieves the best overall performance on both benchmarks, especially on the Hard subset of RM-Bench.

Method	RM-Bench								JudgeBench				
	Chat	Math	Code	Safe	Easy	Norm	Hard	Avg	Know	Reas	Math	Code	Avg
w/o Refinement	63.7	68.7	61.8	84.7	92.5	77.2	39.6	69.8	55.8	60.2	75.0	76.2	62.6
AdaJudge (Ours)	68.3	68.9	61.6	84.5	91.9	76.8	43.7	70.8	61.7	58.2	80.4	81.0	66.0

Table 3: Impact of Adaptive Representation Refinement. Comparison between directly using Qwen3-4B backbone features (w/o Refinement) and applying our Stage-I refinement module. The refinement stage yields significant gains on complex tasks (e.g., Hard subset, Math, and Code).

tions and vary only the readout mechanisms.

As shown in Table 2, static pooling strategies exhibit conflicting performance profiles. On RM-Bench, Last-Token yields the strongest Safety score (84.7%) but underperforms on Math (65.0%). Conversely, Mean-Pooling improves Math (68.0%) but incurs a substantial cost in Safety (77.0%). This inversion on Math suggests that the Stage-I refinement effectively propagates localized reasoning signals across the sequence, creating a coupling effect that enables Mean-Pooling to leverage global context for cues typically confined to sparse tokens. While Attention-Pooling offers a balanced compromise, it still lags behind AdaJudge. In contrast, AdaJudge employs an instance-adaptive mixture of views, achieving the best overall results on both RM-Bench (70.8%) and JudgeBench (66.0%). Notably, the gains are concentrated on complex instances: on the RM-Bench Hard subset, AdaJudge scores 43.7%, outperforming the best static alternative (Attention-Pooling, 38.7%) by a significant margin of 5.0%. This pattern demonstrates that fixed readouts impose a structural bottleneck, whereas adaptive aggregation accommodates heterogeneous evaluation criteria without committing to a single rigid inductive bias.

Representation Refinement for Discriminative Scoring. We further examine the role of Stage-I refinement using Qwen3-4B as the backbone, by comparing AdaJudge with a variant that bypasses this module (w/o Refinement), directly using backbone hidden states for scoring. As detailed in Ta-

ble 3, incorporating refinement improves overall JudgeBench accuracy by 3.4% (62.6% \rightarrow 66.0%). The gains are most pronounced in reasoning-intensive subsets, such as Math (+5.4%) and Code (+4.8%), where judgments rely on fine-grained logical consistency rather than surface-level patterns. On RM-Bench, both variants perform comparably on the Easy subset (\approx 92%), suggesting raw representations suffice for straightforward comparisons. However, on the Hard subset, enabling refinement boosts accuracy from 39.6% to 43.7%. These results confirm that while pretrained backbones encode coarse semantic signals, the adaptive refinement acts as a crucial "lens", reshaping representations into a discriminative space essential for complex reasoning.

4.4 Internal Mechanism Analysis (RQ3)

In this section, we probe the internal mechanisms of AdaJudge to validate our motivating hypotheses regarding task-dependent inductive biases and representational refinement. All analyses are conducted on RM-Bench and JudgeBench using the Qwen3-4B-based AdaJudge model.

Does iterative refinement improve the representation space? We investigate whether iterative refinement improves the internal representation space in a way that is directly beneficial for preference discrimination. For each preference pair (x^+, x^-) , we measure the cosine alignment between the preference difference and the reward model’s scoring direction to quantify the consistency between the

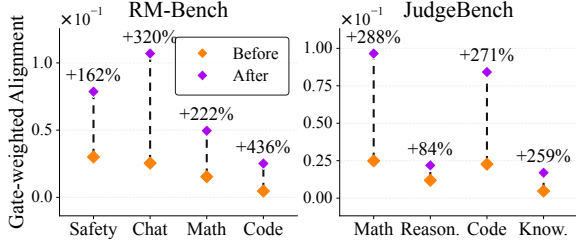


Figure 3: Gate-weighted alignment before and after Stage-I refinement on RM-Bench (left) and JudgeBench (right). Alignment is measured as the cosine similarity between the scoring direction $\nabla_{\mathbf{z}} r(\mathbf{x}, \mathbf{y})$ and the preference difference $\mathbf{z}(x^+) - \mathbf{z}(x^-)$, aggregated using AdaJudge’s routing weights.

latent preference shift and the optimization direction, $\cos(\nabla_{\mathbf{z}} r(\mathbf{x}, \mathbf{y}), \mathbf{z}(x^+) - \mathbf{z}(x^-))$, where \mathbf{z} denotes a pooled representation produced by one of the three aggregation views defined in Section 3.3. We compute this alignment using pooled representations derived from the backbone features $\mathbf{H}^{(0)}$ (before refinement) and from the refined features $\tilde{\mathbf{H}}$ (after refinement), and additionally report a gate-weighted overall alignment that aggregates the three pooling views using AdaJudge’s routing weights. As shown in Figure 3, iterative refinement consistently improves alignment across domains, with the largest gains on discrimination-intensive settings such as Chat and Safety on RM-Bench, and Math and Code on JudgeBench. Notably, alignment gains concentrate on mean and attention pooling views, while last-token alignment remains flat or even degrades, indicating that refinement makes preference-relevant evidence more globally accessible rather than sharpening a single terminal representation. These results show that iterative refinement functions as a discrimination-oriented lens, reshaping representations so that AdaJudge’s scoring direction better matches true preference-separating directions, particularly under global and sparse-evidence aggregation.

Do distinct domains elicit specific aggregation patterns? We analyze AdaJudge’s aggregation behavior by examining the routing distributions π defined in Section 3.3. For each benchmark, we group preference pairs by domain and compute the average routing weights assigned to the Last, Attention, and Mean pooling experts over the chosen responses. The resulting distributions are shown in Figure 4, which indicate that distinct and structured aggregation patterns emerge across domains. On Code and Math, AdaJudge consistently allocates a

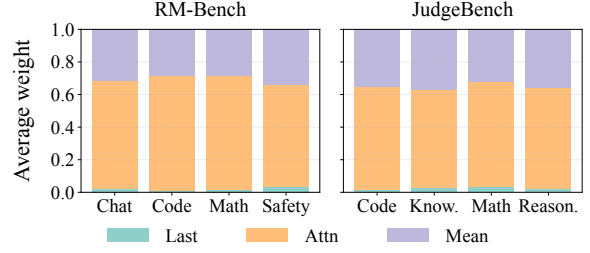


Figure 4: Average routing weights of AdaJudge’s pooling experts across domains on RM-Bench (left) and JudgeBench (right). For each benchmark, we group pairwise preference samples by domain and compute the mean gating weights assigned to the Last, Attention, and Mean pooling experts over the responses, using a Qwen3-4B-based AdaJudge reward model.

larger proportion of weight to the Attention pooling expert, whereas the Safety domain exhibits a clear shift toward increased reliance on Mean pooling. In contrast, the Last-token expert receives a relatively small average weight across all domains. This behavior suggests that terminal-token representations alone are generally insufficient for preference discrimination once richer token-level evidence is made available, and that much of the functionality traditionally attributed to last-token pooling is subsumed by attention-based aggregation. Overall, these results indicate that AdaJudge does not apply a uniform aggregation strategy across tasks. Instead, distinct domains elicit systematically different routing behaviors, demonstrating that the model adapts its evidence aggregation to domain-dependent evaluation characteristics under a single unified architecture.

5 Conclusions and Future Work

This work examines a core architectural assumption in reward modeling and shows relying on fixed aggregation over generative representations limits effective preference discrimination. To overcome this rigidity, we introduce AdaJudge, a unified framework that jointly adapts the representation space and the aggregation strategy. Experiments on RM-Bench and JudgeBench confirm that this two-stage adaptation yields clear improvements over strong reward models and fixed-pooling baselines, including in same-backbone comparisons. In future we plan to explore extending the AdaJudge framework to multi-objective reward modeling, enabling the routing mechanism to better disentangle complex trade-offs between diverse criteria, such as factuality and helpfulness.

Limitations

While AdaJudge demonstrates superior performance and robustness across diverse benchmarks, its implementation presents avenues for future studies along the following lines. First, our current empirical validation establishes a solid foundation on models up to the 8B parameter scale. However, further research is needed to explore the efficacy of AdaJudge with significantly larger backbones. Expanding experiments to extreme-scale models (e.g., 70B+ parameters) would offer valuable insights into the scalability of the adaptive pooling paradigm and verify whether the benefits of dynamic routing persist as backbone capacity increases. Second, although AdaJudge is designed as a lightweight add-on, the inclusion of iterative refinement blocks and the routing network inevitably introduces additional parameters and inference latency compared to standard fixed-pooling baselines. While we mitigate computational costs via efficient tuning strategies, the overhead presents a trade-off in strictly latency-sensitive or resource-constrained deployments. Future work could investigate distilling these adaptive capabilities into linear heads to maximize efficiency. Third, AdaJudge’s current routing mechanism relies on a pre-defined set of three pooling experts (last-token, mean, and attention). While empirically effective, this configuration represents only one specific instantiation of the adaptive aggregation paradigm. The framework is inherently extensible and could accommodate a broader spectrum of designs, such as learned convolutional filters, hierarchical pooling, or task-specific experts. Future work could explore expanding the expert library or implementing automatic expert discovery to further optimize the trade-off between specialization and generalization.

References

- Marah Abidin, Jyoti Aneja, Hany Awadalla, Ahmed Awadallah, and 1 others. 2024. [Phi-3 technical report: A highly capable language model locally on your phone](#). *arXiv preprint arXiv:2404.14219*.
- Josh Achiam, Steven Adler, Sandhini Agarwal, Lama Ahmad, Ilge Akkaya, and 1 others. 2023. Gpt-4 technical report. *arXiv preprint arXiv:2303.08774*.
- Anthropic. 2024. Claude 3.5 sonnet model card. <https://www.anthropic.com/news/claude-3-5-sonnet>. Accessed: 2025-01.
- Yuntao Bai, Saurav Kadavath, Sandipan Kundu, Amanda Askell, Jackson Kernion, Andy Jones, Anna Chen, Anna Goldie, Azalia Mirhoseini, Cameron McKinnon, Carol Chen, Catherine Olsson, Christopher Olah, Danny Hernandez, Dawn Drain, Deep Ganguli, Dustin Li, Eli Tran-Johnson, Ethan Perez, and 32 others. 2022. [Constitutional ai: Harmlessness from ai feedback](#). *Preprint, arXiv:2212.08073*.
- Yoshua Bengio. 2013. [Deep learning of representations: Looking forward](#). In *Statistical Language and Speech Processing (SLSP 2013)*, volume 7978 of *Lecture Notes in Computer Science*, pages 1–37. Springer.
- Paul F Christiano, Jan Leike, Tom Brown, Miljan Martic, Shane Legg, and Dario Amodei. 2017. Deep reinforcement learning from human preferences. In *Advances in Neural Information Processing Systems*, volume 30.
- Karl Cobbe, Vineet Kosaraju, Mohammad Bavarian, Mark Chen, Heewoo Jun, Lukasz Kaiser, Matthias Plappert, Jerry Tworek, Jacob Hilton, Reiichiro Nakano, Christopher Hesse, and John Schulman. 2021. [Training verifiers to solve math word problems](#). *arXiv preprint arXiv:2110.14168*.
- Thomas Coste, Usman Anwar, Robert Kirk, and David Krueger. 2023. Reward model ensembles help mitigate overoptimization. *arXiv preprint arXiv:2310.02743*.
- Ganqu Cui, Lifan Yuan, Ning Ding, Guanming Yao, Bingxiang He, Wei Zhu, Yuan Ni, Guotong Xie, Ruobing Xie, Yankai Lin, Zhiyuan Liu, and Maosong Sun. 2023. Ultrafeedback: Boosting language models with scaled ai feedback. *arXiv preprint arXiv:2310.01377*.
- Hanze Dong, Wei Xiong, Bo Pang, Haoxiang Wang, Han Zhao, Yingbo Zhou, Nan Jiang, Doyen Sahoo, Caiming Xiong, and Tong Zhang. 2024. [Rlhf workflow: From reward modeling to online rlhf](#). *Preprint, arXiv:2405.07863*.
- Maha Elbayad, Jiatao Gu, Edouard Grave, and Michael Auli. 2020. [Depth-adaptive transformer](#). In *International Conference on Learning Representations (ICLR)*.
- Aaron Grattafiori, Abhimanyu Dubey, Abhinav Jauhri, Abhinav Pandey, Abhishek Kadian, and 1 others. 2024. The llama 3 herd of models. *arXiv preprint arXiv:2407.21783*.
- Hunter Lightman, Vineet Kosaraju, Yura Burda, Harri Edwards, Bowen Baker, Teddy Lee, Jan Leike, John Schulman, Ilya Sutskever, and Karl Cobbe. 2023. [Let’s verify step by step](#). *Preprint, arXiv:2305.20050*.
- Tsung-Yi Lin, Priya Goyal, Ross Girshick, Kaiming He, and Piotr Dollár. 2017. Focal loss for dense object detection. *arXiv preprint arXiv:1708.02002*.

- Chris Yuhao Liu, Liang Zeng, Jiakai Liu, Rui Yan, Jujie He, Chaojie Wang, Shuicheng Yan, Yang Liu, and Yahui Zhou. 2024a. [Skywork-reward: Bag of tricks for reward modeling in llms](#). *Preprint*, arXiv:2410.18451.
- Chris Yuhao Liu, Liang Zeng, Yuzhen Xiao, Jujie He, Jiakai Liu, Chaojie Wang, Rui Yan, Wei Shen, Fuxiang Zhang, Jiacheng Xu, Yang Liu, and Yahui Zhou. 2025. Skywork-reward-v2: Scaling preference data curation via human-ai synergy. *arXiv preprint arXiv:2507.01352*.
- Yantao Liu, Zijun Yao, Rui Min, Yixin Cao, Lei Hou, and Juanzi Li. 2024b. Rm-bench: Benchmarking reward models of language models with subtlety and style. *arXiv preprint arXiv:2410.16184*.
- Xingzhou Lou, Dong Yan, Wei Shen, Yuzi Yan, Jian Xie, and Junge Zhang. 2025. [Uncertainty-aware reward model: Teaching reward models to know what is unknown](#). *Preprint*, arXiv:2410.00847.
- Haipeng Luo, Qingfeng Sun, Can Xu, Pu Zhao, Jianguang Lou, Chongyang Tao, Xiubo Geng, Qingwei Lin, Shifeng Chen, and Dongmei Zhang. 2023. Wizardmath: Empowering mathematical reasoning for large language models via reinforced evol-instruct. *arXiv preprint arXiv:2308.09583*.
- OpenAI. 2024. Gpt-4o system card. <https://openai.com/index/gpt-4o-system-card/>. Accessed: 2025-01.
- Long Ouyang, Jeffrey Wu, Xu Jiang, Diogo Almeida, Carroll L Wainwright, and 1 others. 2022. Training language models to follow instructions with human feedback. In *Advances in Neural Information Processing Systems*, volume 35, pages 27730–27744.
- Rafael Rafailov, Archit Sharma, Eric Mitchell, Stefano Ermon, Christopher D. Manning, and Chelsea Finn. 2023. Direct preference optimization: Your language model is secretly a reward model. *arXiv preprint arXiv:2305.18290*.
- David Raposo, Sam Ritter, Blake Richards, Timothy Lillicrap, Peter Conway Humphreys, and Adam Santoro. 2024. [Mixture-of-depths: Dynamically allocating compute in transformer-based language models](#). *arXiv preprint arXiv:2404.02258*.
- Nils Reimers and Iryna Gurevych. 2019. [Sentence-bert: Sentence embeddings using siamese bert-networks](#). In *Proceedings of the 2019 Conference on Empirical Methods in Natural Language Processing and the 9th International Joint Conference on Natural Language Processing (EMNLP-IJCNLP)*, pages 3982–3992.
- Nisan Stiennon, Long Ouyang, Jeff Wu, Daniel M. Ziegler, Ryan Lowe, Chelsea Voss, Alec Radford, Dario Amodei, and Paul Christiano. 2020. [Learning to summarize from human feedback](#). *Preprint*, arXiv:2009.01325.
- Sijun Tan, Siyuan Zhuang, Kyle Montgomery, William Yuan Tang, Alejandro Cuadron, Chenguang Wang, Raluca Ada Popa, and Ion Stoica. 2024. [Judgebench: A benchmark for evaluating llm-based judges](#).
- Haoxiang Wang, Wei Xiong, Tengyang Xie, Han Zhao, and Tong Zhang. 2024. [Interpretable preferences via multi-objective reward modeling and mixture-of-experts](#). *arXiv preprint arXiv:2406.12845*.
- Zhilin Wang, Jiaqi Zeng, Olivier Delalleau, Hoo-Chang Shin, Felipe Soares, Alexander Bukharin, Ellie Evans, Yi Dong, and Oleksii Kuchaiev. 2025. [Helpsteer3-preference: Open human-annotated preference data across diverse tasks and languages](#). *Preprint*, arXiv:2505.11475.
- An Yang, Anfeng Li, Baosong Yang, Beichen Zhang, Binyuan Hui, and 1 others. 2025. Qwen3 technical report. *arXiv preprint arXiv:2505.09388*.
- Rui Yang, Ruomeng Ding, Yong Lin, Huan Zhang, and Tong Zhang. 2024. [Regularizing hidden states enables learning generalizable reward model for llms](#). *Preprint*, arXiv:2406.10216.
- Banghua Zhu, Evan Frick, Tianhao Wu, Hanlin Zhu, Karthik Ganesan, Wei-Lin Chiang, Jian Zhang, and Jiantao Jiao. 2024. [Starling-7b: Improving helpfulness and harmlessness with rlai](#). In *Conference on Language Modeling (COLM)*.
- Daniel M. Ziegler, Nisan Stiennon, Jeffrey Wu, Tom B. Brown, Alec Radford, Dario Amodei, Paul Christiano, and Geoffrey Irving. 2019. Fine-tuning language models from human preferences. *arXiv preprint arXiv:1909.08593*.

A Training Details.

We train all reward models using a preference-based objective with a focal Bradley–Terry loss. Training maximum sequence length is 4096 tokens and gradient checkpointing enabled to reduce memory consumption. We apply LoRA with rank $r=96$, scaling factor $\alpha=128$, and dropout 0.05. Gradient norms are clipped to a maximum value of 2.0. We use the AdamW optimizer with $\beta_1=0.9$, $\beta_2=0.95$, and weight decay 0.1. A constant learning rate schedule with linear warmup is adopted, where the warmup ratio is set to 3% of the total training steps. Checkpoints are saved every 25 optimization steps.

For Qwen3-4B, we use a learning rate of $4 \times e^{-5}$ and set the number of iterative refinement blocks to $K=3$. The focal Bradley–Terry loss uses temperature $T=1.3$ and focusing parameter $\gamma=0.9$. The pooling head employs an entropy regularization coefficient of 0.01 with a target gate entropy of 0.7.

For Phi-3.5-mini-instruct, we adopt a learning rate of $4 \times e^{-5}$ and use $K=2$ iterative refinement blocks. The focal loss temperature and focusing parameters are set to $T=1.2$ and $\gamma=0.5$, respectively. The pooling head uses the same entropy regularization coefficient of 0.01 and a target entropy of 0.7.

For Qwen3-8B, we reduce the learning rate to $3 \times e^{-5}$ and set $K=3$ refinement blocks. The focal Bradley–Terry loss uses $T=1.2$ and $\gamma=0.7$. We apply a smaller entropy regularization coefficient of 0.003 with a target gate entropy of 0.65 for the pooling head.

All models are trained with an effective batch size of 8 preference pairs. Experiments are conducted on a single NVIDIA RTX Pro 6000 GPU. Training takes approximately 6 hours for Phi-3.5-mini-instruct and Qwen3-4B, and approximately 8 hours for Qwen3-8B.

B More Details of the External Baselines

Skywork-Reward-Gemma-2-27B. A 27B reward model built on gemma-2-27b-it, trained on 80K curated public preference pairs (Skywork Reward Data Collection) to predict human preference scores in a Bradley–Terry setup. It leads the RewardBench leaderboard with strong multi-domain performance (Liu et al., 2024a).

Skywork-Reward-Llama-3.1-8B. An 8B reward model based on the Meta-Llama-3.1-8B-

Instruct backbone. It is trained under the same data and optimization objective setup as Skywork-Reward-Gemma-2-27B, differing primarily in backbone scale. Despite its smaller size, it serves as a strong public reward-model baseline (Liu et al., 2024a).

Ray2333/GRM-llama3-8B-distill. An 8B reward model from the GRM collection that fine-tunes only a linear reward head on Llama3-8B pretrained weights using the preference 700K dataset (Dong et al., 2024). This simple but competitive strategy yields a lightweight scoring RM (Yang et al., 2024).

URM-LLaMa-3.1-8B. An uncertainty-aware reward model that extends a Skywork-Reward-Llama-3.1-8B base with an uncertainty-aware and attribute-specific value head, learning to combine multiple fine-grained quality attributes into a final reward signal (Lou et al., 2025).

C More Details of Benchmark Datasets

RM-Bench. RM-Bench is a benchmark designed to evaluate reward models under subtle content differences and stylistic variations (Liu et al., 2024b). This benchmark contains 1.33k test instances. Each test instance consists of a single prompt paired with three chosen responses and three rejected responses, corresponding to three distinct styles: concise, detailed plain text, and detailed markdown. The dataset covers multiple domains, including chat, code, math, safety-refuse, and safety-response.

Evaluation on RM-Bench is performed by comparing the scores of chosen and rejected responses in a 3×3 manner for each instance, resulting in nine pairwise comparisons per prompt. Based on the relative styles of the compared responses, three accuracy metrics are reported: Hard accuracy evaluates cases where a chosen response has a simpler style than the rejected one, Normal accuracy compares responses with the same style, and Easy accuracy corresponds to cases where the chosen response has a more elaborate style. This evaluation protocol explicitly tests a reward model’s robustness to stylistic bias rather than surface-level preference.

JudgeBench. JudgeBench is a benchmark for evaluating LLM-based judges on objective correctness rather than subjective preference (Tan et al., 2024). Each instance consists of a question paired with two candidate responses, where one response

is objectively correct and the other is incorrect, as determined by ground-truth labels.

The benchmark contains two official test splits: a gpt split with 350 response pairs generated by GPT-4o ([OpenAI, 2024](#)), and a claude split with 270 response pairs generated by Claude-3.5-Sonnet ([Anthropic, 2024](#)). The evaluation spans multiple domains, including knowledge, reasoning, math, and coding. Performance is measured by the accuracy with which a judge model ranks the correct response above the incorrect one.