

# Noise-Adaptive Regularization for Robust Multi-Label Remote Sensing Image Classification

Tom Burgert, *Member, IEEE*, Julia Henkel, *Member, IEEE*, and Begüm Demir, *Senior Member, IEEE*

**Abstract**—The development of reliable methods for multi-label classification (MLC) has become a prominent research direction in remote sensing (RS). As the scale of RS data continues to expand, annotation procedures increasingly rely on thematic products or crowdsourced procedures to reduce the cost of manual annotation. While cost-effective, these strategies often introduce multi-label noise in the form of partially incorrect annotations. In MLC, label noise arises as additive noise, subtractive noise, or a combination of both in the form of mixed noise. Previous work has largely overlooked this distinction and commonly treats noisy annotations as supervised signals, lacking mechanisms that explicitly adapt learning behavior to different noise types. To address this limitation, we propose NAR, a noise-adaptive regularization method that explicitly distinguishes between additive and subtractive noise within a semi-supervised learning framework. NAR employs a confidence-based label handling mechanism that dynamically retains label entries with high confidence, temporarily deactivates entries with moderate confidence, and corrects low confidence entries via flipping. This selective attenuation of supervision is integrated with early-learning regularization (ELR) to stabilize training and mitigate overfitting to corrupted labels. Experiments across additive, subtractive, and mixed noise scenarios demonstrate that NAR consistently improves robustness compared with existing methods. Performance improvements are most pronounced under subtractive and mixed noise, indicating that adaptive suppression and selective correction of noisy supervision provide an effective strategy for noise robust learning in RS MLC.

**Index Terms**—Multi-label noise, multi-label scene classification, noisy labels, remote sensing, semi-supervised learning

## I. INTRODUCTION

RECENT advances in satellite technology have led to a substantial growth of remote sensing (RS) image archives, facilitating detailed analysis of Earth observation data at scale. In particular, multi-label scene classification (MLC) has emerged as a suitable formulation for analyzing RS images, as they typically cover geographical areas that often contain multiple land-cover classes within a single scene. In the past few years, MLC works have adopted deep learning approaches that significantly improve classification performance [1], [2], [3]. However, supervised deep learning typically requires large amounts of accurately annotated training data, which makes the manual labeling process both expensive and time-consuming. To address this limitation, alternative annotation strategies, including crowdsourcing and the use of thematic products such as Corine Land Cover [4], GLC2000 [5], and

GlobCover [6], are increasingly employed in RS [7], [8], [9]. Although cost-effective, these annotation strategies often introduce multi-label noise (i.e., partially incorrect labels for each image). Crowdsourced labels are prone to human error and inconsistency, whereas thematic products may include outdated or spatially inaccurate mappings.

In MLC, label noise arises primarily as additive noise or subtractive noise, and often as a combination of both in the form of mixed noise [10]. Additive noise occurs when absent classes are incorrectly annotated as present, whereas subtractive noise occurs when present classes are omitted from annotations. Previous RS works have often failed to distinguish between these types, commonly applying uniform noise injection schemes for evaluating robustness that disproportionately emphasize additive noise and underrepresents the influence of subtractive noise [11]. Burgert et al. [10] address this limitation by proposing a noise injection strategy that independently controls both components, enabling systematic analysis of additive and subtractive noise in isolation as well as their joint effect under mixed noise. Their results show that these noise types affect model robustness in qualitatively different ways, with subtractive noise having a particularly detrimental effect.

Although the formal distinction between additive and subtractive noise has established a clearer analytical basis to study robustness under label noise in MLC, this conceptual progress has not led to corresponding methodological advances. Existing approaches in MLC [11], [12], [13], [14] typically treat noisy annotations as supervised signals and lack mechanisms that explicitly adapt learning behavior to different noise types. This is restrictive, since noisy multi-label annotations may combine informative and misleading supervision within the same sample, making uniform treatment of all label entries inadequate. Semi-supervised learning provides a principled framework for addressing this ambiguity, as it explicitly permits selective attenuation of supervision by reinterpreting unreliable label entries as unlabeled, while still exploiting their underlying data structure. In single-label classification (SLC), semi-supervised strategies have been proven highly effective for noise-robust training through mechanisms such as confidence-based sample selection [15], [16], consistency regularization [17], [18], and pseudo-label refinement [19], [20]. Nevertheless, extending these strategies to the multi-label setting is non-trivial, as correlated label structures, class imbalances, and the coexistence of multiple noise types each influence model behavior in distinct ways [10]. To address these challenges, we introduce NAR, a novel noise-adaptive regularization method that integrates confidence-based label correction with

T. Burgert, J. Henkel, and B. Demir are with the Berlin Institute for the Foundations of Learning and Data (BIFOLD) and with the Faculty of Electrical Engineering and Computer Science, Technische Universität Berlin, 10623 Berlin, Germany (emails: t.burgert@tu-berlin.de, henkel@campus.tu-berlin.de, demir@tu-berlin.de).

a multi-label adaptation of early-learning regularization (ELR). Our method distinguishes between additive and subtractive noise by dynamically adapting label handling according to model confidence. Label entries with high confidence are retained, label entries with moderate confidence are temporarily deactivated, while those with low confidence are corrected via flipping. This enables a semi-supervised, noise-type-adaptive regularization process that selectively suppresses unreliable supervision while preserving informative samples.

In summary, our contributions are the following:

- We provide a systematic analysis showing that confidence-based label flipping strategies developed for SLC do not directly extend to the multi-label setting, due to asymmetric effects of additive and subtractive noise.
- We propose NAR, the first noise-type-adaptive semi-supervised regularization method for MLC that combines a multi-label adaptation of ELR with a dynamic confidence-based label handling mechanism. In detail, the method employs a three-state mechanism that assesses the reliability of each label entry, retaining entries with high confidence, deactivating those with moderate confidence, and correcting (i.e., flipping) those with low confidence.
- We demonstrate that NAR consistently improves robustness across three multi-label RS datasets and three noise scenarios (additive, subtractive, mixed), outperforming existing state-of-the-art methods across various noise rates.

The remainder of this paper is structured as follows: Section II reviews related work on label noise robustness in SLC as a source of established noise robust learning strategies, followed by existing approaches in MLC. Section III presents the proposed NAR, which integrates confidence-based label correction and ELR within a semi-supervised training framework. Section IV describes the considered multi-label datasets and the experimental setup, while the experimental results are presented in Section V. Finally, in Section VI, the conclusion of the work is drawn.

## II. RELATED WORK

Research on learning under label noise has developed along multiple methodological directions in recent years, with substantial progress in SLC, primarily within the computer vision (CV) community, and growing interest in MLC across both RS and CV. In SLC, extensive theoretical and methodological foundations for noise robust learning have been established, including the systematic integration of semi-supervised principles. In contrast, MLC introduces fundamentally different noise characteristics due to the coexistence of multiple class annotations per image, which complicates both theoretical analysis and empirical evaluation. As a result, noise robust learning in MLC remains an evolving research area, with methodological choices that have not yet converged to a unified set of practices. The following review summarizes representative methods across these communities, with Section II-A focusing on noise-robust learning in SLC CV, and Section II-B examining how these advances extend to MLC in both RS and CV.

### A. Single-Label Noise Robust Methods

Early research on learning with noisy labels often has assumed the existence of a small clean subset that could guide the training process. Hendrycks et al. [21] use clean data to estimate a noise transition matrix for label correction, while Lee et al. [22] construct class prototypes in feature space to weight noisy samples by similarity to clean ones. In parallel, other works pursued noise robustness directly through model and loss design without relying on clean supervision. Prominent examples include noise-aware architectures [23], [24] and noise robust loss formulations [25], [26].

Building on these early efforts, subsequent methods increasingly incorporate principles from semi-supervised learning, operating under the assumption that a subset of samples is likely clean and can guide the learning process. These methods typically identify such samples through prediction confidence or training dynamics, followed by mechanisms such as reweighting, sample filtering, consistency regularization, or co-training. Curriculum-based methods structure the learning order to limit the impact of label noise. CurriculumNet [27] ranks samples by feature-space complexity and progressively trains from simple to complex examples, while MentorNet [15] learns a data-driven curriculum that adaptively weights samples by estimated reliability. Collaborative and co-teaching strategies employ multiple networks to mitigate label noise effects. Decoupling [28] trains two networks that update only on samples where their predictions disagree, preventing mutual reinforcement of incorrect labels. Co-Teaching [16] extends this idea by exchanging small-loss samples between networks, and JoCoR [29] further couples them through a co-regularization term that enforces agreement while maintaining small-loss selection. Finally, SELF [17] integrates filtering and consistency regularization within a single-network framework by forming a temporal self-ensemble that averages predictions across epochs to identify inconsistent labels. Samples identified as noisy are excluded from the supervised loss but retained under a consistency regularization term applied to perturbed inputs.

While these methods implicitly adopt semi-supervised principles by relying on likely clean subsets to guide training, more recent research explicitly formulates learning with noisy labels as a semi-supervised problem. In these approaches, confident samples serve as labeled data, and uncertain or mislabeled ones are treated as unlabeled data that contribute through consistency or pseudo-labeling mechanisms. Han et al. [30] propose a deep self-learning framework that iteratively refines labels via feature-space prototypes and trains the model in an end-to-end self-labeling loop. Self-adaptive training (SAT) [19] updates labels dynamically using the exponential moving average of model predictions, thereby enforcing temporal consistency without additional supervision. ELR [20] exploits the early-learning phase of neural networks to derive semi-supervised target probabilities and regularize the model to prevent memorization of corrupted labels. DivideMix [31] partitions the data into labeled and unlabeled subsets through a mixture model on the loss distribution and jointly trains two networks using a semi-supervised MixMatch [32] objective. Extending this work,

Zheltonozhskii et al. [33] propose contrast to divide (C2D), which incorporates a self-supervised contrastive pretraining stage before semi-supervised noise robust training, showing that self-supervised pretrained representations mitigate warm-up memorization and improve separation between clean and noisy samples under severe corruption.

### B. Multi-Label Noise Robust Methods

Although research on noise-robust learning is well established in SLC, with standardized benchmarks and clear definitions of label noise, the work in MLC remains heterogeneous and conceptually fragmented. According to the definition introduced by Burgert et al. [10], label noise in MLC can manifest as subtractive noise, where present classes are unannotated, or additive noise, where absent classes are incorrectly annotated as present. Several related research areas have implicitly addressed these forms without explicitly simulating noise to evaluate robustness to label corruption. In multi-label learning with missing labels, the learning problem is defined around incomplete annotations, where missing class assignments correspond to subtractive noise and are typically treated as negatives [34]. Early works such as Bucak et al. [35] and Jain et al. [36] approach this problem through ranking-based formulations, while Durand et al. [34] adapted the binary cross-entropy loss to the proportion of known labels and incorporated label correlations through a graph neural network. Conversely, partial multi-label learning is formulated around candidate label sets that include extraneous classes, effectively introducing additive noise through spurious positive annotations. Xie et al. [37] mitigate this issue by ranking candidate labels using confidence-weighted losses informed by label correlations and feature prototypes.

Only a limited number of studies have explicitly examined label noise in MLC. Early works such as Veit et al. [38], Hu et al. [39], and Inoue et al. [40] introduce auxiliary label-cleaning networks trained on small clean subsets to supervise classifiers trained on noisy data. These approaches depend on the availability of clean annotations and are evaluated only on datasets affected by inherent and uncontrolled label noise, without systematic control over the corruption process. Zhao and Gomes [41] later provide the first controlled study of additive and subtractive noise by introducing an encoder-decoder architecture with an attention-based graph neural network and uniform noise injection, while Kumar et al. [42] offered theoretical evidence that the mean absolute error is robust to symmetric corruption, though this assumption rarely holds in sparse multi-label settings. More recent methods have adapted noise-robust principles to MLC by modifying loss formulations and training dynamics. The asymmetric loss (ASL) [13] modulates gradient contributions from positive and negative labels to counteract class imbalance and reduce the impact of mislabeled negatives, whereas BalanceMix [14] employs mixup-inspired data augmentation to oversample minority labels and refines label assignments at the label-wise level, categorizing them as clean, re-labeled, or ambiguous.

In RS, prior studies have approached label noise in MLC without a rigorous definition or principled evaluation of individual noise effects. Hua et al. [11] regularize network predictions using a semantic label correlation matrix derived from word embeddings while assuming uniform corruption across labels. Due to the inherent class imbalance of multi-label datasets, this assumption results predominantly in additive noise, with very few corrupted positive labels. Aksoy et al. [12] introduce a collaborative dual network framework that combines a discrepancy and a consistency loss. They simulate noise only at the sample level rather than per label, which produces a mixture of entirely clean and mostly corrupted samples (i.e., multiple noisy label entries per sample) that favors their method under evaluation. Kondylatos et al. [43] apply probabilistic deep learning to RS images, estimating input-dependent uncertainty to handle inherently noisy datasets, yet without explicitly modeling noise or analyzing distinct noise types. Burgert et al. [10] address these conceptual and methodological limitations by first formalizing a taxonomy of additive, subtractive, and mixed multi-label noise, and then adapting established single-label noise-robust algorithms, including SAT [19], ELR [20], and JoCoR [29], to MLC.

## III. METHODOLOGY

In this section, we introduce NAR, a novel noise-adaptive regularization method for MLC under noisy supervision. To the best of our knowledge, NAR is the first approach that explicitly distinguishes between additive and subtractive label noise at the label entry level using semi-supervised learning strategies. NAR improves robustness to label corruption by adapting the handling of individual label entries according to their estimated noise type and reliability. Specifically, NAR treats noisy supervision as partially reliable, where each label entry may be retained, temporarily deactivated, or corrected depending on model confidence. Label entries with high confidence of correctness are retained, entries with intermediate uncertainty are deactivated and treated as unlabeled, and entries with high confidence of corruption are flipped and used as pseudo labels. This three-state formulation transforms noisy supervised learning into a semi-supervised process that dynamically adapts both supervision strength and direction at the label entry level. NAR integrates this confidence-based mechanism with ELR adapted to MLC to stabilize training and suppress overfitting to corrupted labels.

Let the training set be defined as

$$\mathcal{D} = \{(\mathbf{x}_1, \mathbf{y}_1), \dots, (\mathbf{x}_N, \mathbf{y}_N)\},$$

where each image  $\mathbf{x}_i$  is associated with a multi-label vector  $\mathbf{y}_i \in \{0, 1\}^C$ , with each label entry  $c$  indicating the presence or absence of each class  $c \in \{1, \dots, C\}$ . We follow Burgert et al. [10] and define additive noise as false positives ( $y_{i,c} = 1$  when class  $c$  is absent) and subtractive noise as false negatives ( $y_{i,c} = 0$  when class  $c$  is present).

Let  $f(\cdot; \theta)$  be a neural network with parameters  $\theta$ , predicting per-class probabilities (i.e., confidences)  $\mathbf{p}_i = f(\mathbf{x}_i; \theta)$ , where each  $p_{i,c} \in [0, 1]$  denotes the predicted probability for class  $c$ .

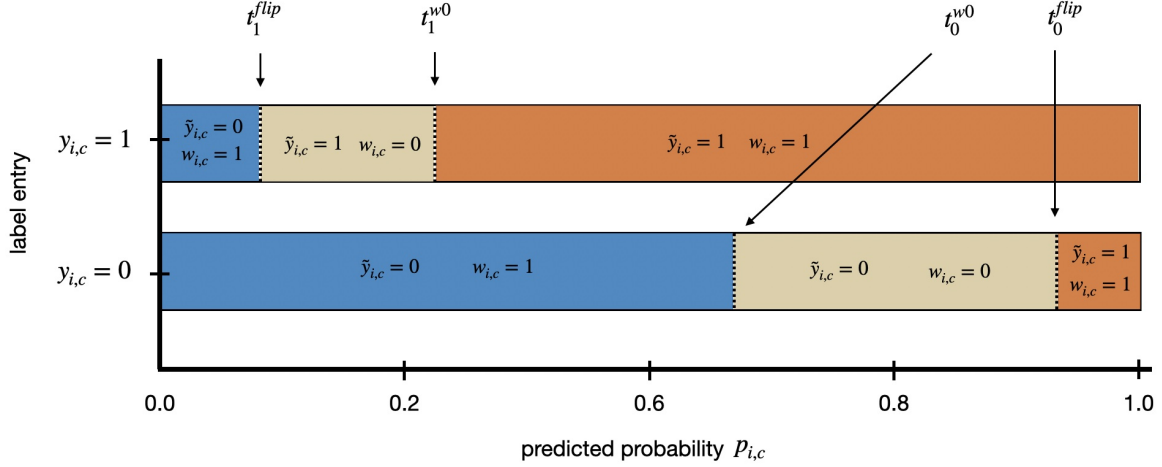


Figure 1: Schematic illustration of the confidence-based label handling mechanism. Each label entry (i.e., 0 or 1) is handled via one of three states: (1) label entry retaining of likely clean entries, when  $y_{i,c}$  is close to  $p_{i,c}$ , (2) label entry deactivation via setting weight  $w_{i,c}$  to 0, when  $p_{i,c}$  is neither close to 0 or 1, (3) label entry flipping when  $y_{i,c}$  is close to  $1 - p_{i,c}$ . Resulting corrected label entries  $\tilde{y}_{i,c} = 0$  if colored in blue,  $\tilde{y}_{i,c} = 1$  if colored in orange, and deactivated when colored in beige.

The basic learning objective is the binary cross-entropy (BCE) loss:

$$L_{\text{BCE}}(\theta) = \frac{1}{nC} \sum_{i=1}^n \sum_{c=1}^C [y_{i,c} \log(p_{i,c}) + (1 - y_{i,c}) \log(1 - p_{i,c})] \quad (1)$$

The following subsections describe the adaptation of ELR to the multi-label setting and the proposed confidence-based label handling mechanism that enables noise-type-adaptive semi-supervised learning.

#### A. Early-learning Regularization

Neural networks tend to fit clean labels early in training before memorizing noise. To exploit this property, we adapt the ELR loss [20] to MLC. ELR penalizes deviation from early predictions, thus stabilizing training and suppressing the influence of corrupted labels. In the original single-label formulation, the regularization term is as follows:

$$L_{\text{ELR}}(\theta) = \frac{\lambda}{N} \sum_{i=1}^N \log(1 - \langle \mathbf{p}_i, \mathbf{y}_i \rangle), \quad (2)$$

where  $\lambda$  controls the regularization strength.

We extend this formulation to a label entry-wise multi-label version:

$$L_{\text{ELR-ML}}(\theta) = \frac{\lambda}{N} \sum_{i=1}^n \sum_{c=1}^C \log(1 - p_{i,c} \cdot y_{i,c}). \quad (3)$$

This regularization term reinforces early-learned, reliable patterns while attenuating gradients from uncertain or mislabeled entries. Thus, it provides a complementary mechanism to the confidence-based label correction described in the following.

#### B. Confidence-Based Label Handling

To address additive and subtractive noise asymmetrically, we propose a confidence-based label correction mechanism that dynamically adapts the supervision applied to each label entry during training. For each class prediction, model confidence (i.e., probability) determines whether a label entry is retained, deactivated, or corrected. Highly confident predictions consistent with the label entry are retained as normal supervision. Predictions indicating moderate uncertainty lead to temporary deactivation, effectively treating the entry as unlabeled in a semi-supervised manner. When the model exhibits high confidence that a label entry is incorrect, the entry is corrected (i.e., flipped) and used as a pseudo-label. This adaptive three-state mechanism enables the model to differentiate between reliable and noisy supervision while maintaining stability in both additive and subtractive noise conditions.

For each label entry  $y_{i,c}$ , the correction decision is determined by the predicted confidence  $p_{i,c}$  and four adaptive thresholds:  $t_1^{w0}$  and  $t_1^{\text{flip}}$  to identify additive noise (false positives) and  $t_0^{w0}$  and  $t_0^{\text{flip}}$  to identify subtractive noise (false negatives). Let  $\tilde{y}_{i,c}$  denote the corrected label entry and  $w_{i,c}$  its binary loss weight. The correction and weighting rules are:

$$\tilde{y}_{i,c}, w_{i,c} = \begin{cases} 0, 1 & \text{if } y_{i,c} = 1 \text{ and } p_{i,c} < t_1^{\text{flip}}, \\ y_{i,c}, 0 & \text{if } y_{i,c} = 1 \text{ and } t_1^{\text{flip}} \leq p_{i,c} < t_1^{w0}, \\ 1, 1 & \text{if } y_{i,c} = 0 \text{ and } p_{i,c} > t_0^{\text{flip}}, \\ y_{i,c}, 0 & \text{if } y_{i,c} = 0 \text{ and } t_0^{w0} < p_{i,c} \leq t_0^{\text{flip}}, \\ y_{i,c}, 1 & \text{otherwise.} \end{cases}$$

Entries with  $w_{i,c} = 0$  are treated as unlabeled (no gradient contribution), whereas entries with flipped labels ( $\tilde{y}_{i,c} \neq y_{i,c}$ )

are used as pseudo-labels. An illustration of the label handling mechanism is presented in Figure 1. The resulting confidence-weighted BCE loss is defined as:

$$L_{\text{BCE-CW}}(\theta) = \frac{1}{\sum_{i,c} w_{i,c}} \sum_{i=1}^n \sum_{c=1}^C w_{i,c} \cdot [\tilde{y}_{i,c} \log(p_{i,c}) + (1 - \tilde{y}_{i,c}) \log(1 - p_{i,c})]. \quad (4)$$

The final objective combines confidence-based selective supervision with ELR:

$$L_{\text{NAR}}(\theta) = L_{\text{BCE-CW}}(\theta) + L_{\text{ELR-ML}}(\theta). \quad (5)$$

The first term realizes the semi-supervised component by dynamically weighting and correcting labels according to confidence, distinguishing between labeled, unlabeled, and corrected samples. The second term stabilizes training during early learning and prevents over-adaptation to uncertain pseudo-labels. Together, these mechanisms constitute a semi-supervised, noise-type-adaptive framework that selectively exploits reliable supervision and suppresses the propagation of multi-label noise.

#### IV. DATASET DESCRIPTION AND EXPERIMENTAL DESIGN

In the experiments, we have used three RS multi-label datasets: 1) UCMerced Land Use Dataset [46], denoted as UCMerced, 2) DeepGlobe-ML, which is a multi-label dataset that we constructed from the DeepGlobe Land Cover Classification Challenge dataset [47], and 3) AID-ML [45]. For each dataset, example images are shown in Figure 2. A comparison of the main characteristics of the considered datasets is provided in Table I, while the datasets are briefly described in the following.

##### A. Datasets

1) *UCMerced*: The multi-label version of the UCMerced dataset [46] consists of 2,100 RGB images that were extracted from the USGS National Map Urban Area Imagery collection for various urban areas around the United States of America. We divided the dataset into 1,890 train and 210 test images. The dataset is composed of diverse classes ranging from vehicle classes such as cars, boats, and airplanes to natural land cover classes such as water and trees as well as buildings or pavements. Each image is of size  $256 \times 256$  pixels with a spatial resolution of 0.3m. On average, each image is annotated with more than 3 present classes. Each class is present at least 100 times in the dataset. The dataset was manually labeled and guarantees clean annotations. There also exists a single-label version of the dataset [44].

2) *DeepGlobe-ML*: The original DeepGlobe Land Cover Classification Challenge dataset [47] is collected from the DigitalGlobe +Vivid Images dataset that contains 1949 RGB tiles of size  $2448 \times 2448$  pixels with a spatial resolution of 0.5m acquired over Thailand, Indonesia, and India. Each tile is associated with a manually annotated ground

reference map. The classes comprise urban, agriculture, rangeland, forest, water, barren, and unknown. We constructed the DeepGlobe-ML dataset from the original pixel-level classification dataset. To this end, all tiles were divided into non-overlapping patches of  $120 \times 120$ -pixel. The respective multi-labels were then derived from the label information of the associated  $120 \times 120$ -pixel reference maps. We discarded all patches containing the class unknown. To construct an appropriate MLC dataset, we included all patches containing more than one present class. In addition, we retained only 20 % of the patches with a single present class, resulting in an average of 1.71 present classes per patch (cf. 1.28 without discarding patches). In total, DeepGlobe-ML includes 30443 patches and is split into a training set of 18266 patches, a validation set of 6089 patches, and a test set of 6088 patches.

3) *AID-ML*: AID-ML [48] is a multi-label variant derived from the Aerial Image Dataset AID [45]. The original AID contains 10000 RGB Google Earth images across 30 scene categories, each of size  $600 \times 600$  pixels, with spatial resolution ranging from 0.5m to 8m per pixel. For AID-ML, a subset of 3000 images was manually re-annotated by visual inspection with object-level labels to support multi-label scene understanding [48]. The dataset provides 17 object categories, such as car, building, tree, pavement, bare soil, water, ship, and related object classes. The official split contains 2400 training images and 600 test images. The dataset exhibits an average label cardinality of approximately 5.15 labels per image.

##### B. Experimental Setup

All experiments are conducted using a ResNet-18 architecture initialized with random weights, implemented via PyTorch [49]. The models are trained for 30 epochs with the AdamW optimizer and a batch size of 128. We apply a cosine annealing learning rate schedule with an initial learning rate of  $1 \times 10^{-4}$  and 100 warm-up steps. For each configuration, three independent runs are performed, and the reported results represent the mean test set performance in mean average precision (mAP) macro of the best model selected according to validation performance. All experiments are executed on NVIDIA H100 PCIe GPUs with 81 GB of memory.

##### C. Noise Simulation Strategy for Robustness Evaluation

Previous works on noise robustness in MLC commonly simulate label noise to evaluate robustness by randomly flipping entries in the label matrix without distinguishing between false positives ( $0 \rightarrow 1$ ) and false negatives ( $1 \rightarrow 0$ ) [11], [41]. Since most label entries in multi-label datasets are absent (typically only 10–25% of the entries are positive, see Section IV-A), such noise injection results in a strong bias towards false positives, thereby potentially overestimating robustness in operational scenarios under multi-label noise.

To obtain a controlled and disentangled assessment of robustness, we employ the noise simulation strategy introduced by




Figure 2: Example images of the datasets: (a) UCMerced, (b) DeepGlobe-ML, and (c) AID-ML.

Table I: Characteristics of the multi-label scene classification datasets used in our experiments.

Dataset	$ \mathcal{D} $	$L$	Avg. $L$ per Image	$C$	Image Sizes	Spatial Resolution
UCMerced [44]	1,890	17	3.3	3	$256 \times 256$	0.3m
DeepGlobe-ML	18,185	6	1.71	3	$120 \times 120$	0.5m
AID-ML [45]	2,400	30	5.15	3	$600 \times 600$	0.5m-8m

Burgert et al. [10]. The strategy distinguishes between three controlled noise conditions: (1) additive noise, which flips a given percentage of negative label entries ( $0 \rightarrow 1$ ) to simulate incorrect present entries; (2) subtractive noise, which flips a given percentage of positive label entries ( $1 \rightarrow 0$ ) to simulate missing present entries; and (3) mixed noise, which applies both in equal proportion, yielding a balanced noise scenario. To ensure comparability across these noise types, the number of injected noisy label entries is normalized by the absolute count of present label entries per class. As a result, classes with more present samples receive proportionally more noisy label entries. The class-wise noise injection preserves the proportions of the class distribution of the training set, preventing artifacts from changed label entry frequencies. An illustration of this procedure is provided in Figure 3. This design enables a separate and balanced evaluation of robustness against false-positive and false-negative perturbations. Hence, it provides a clearer characterization of model behavior under both forms of label noise.

## V. EXPERIMENTAL RESULTS

The experimental results are organized as follows. In Section V-A, we analyze different label handling strategies to examine the impact of label entry deactivation and pseudo-label correction through flipping under controlled noise conditions. This study aims to show that simple pseudo-label flipping is sub-optimal in MLC, thereby establishing the need for a correction mechanism that adapts to the specific noise type. In Section V-B, we present a comprehensive comparison with existing methods across diverse datasets, noise types, and corruption levels, demonstrating that the proposed method consistently achieves state-of-the-art performance. In Section V-C, we analyze how the confidence threshold parameters affect the robustness and generalization performance of the proposed method. Finally,

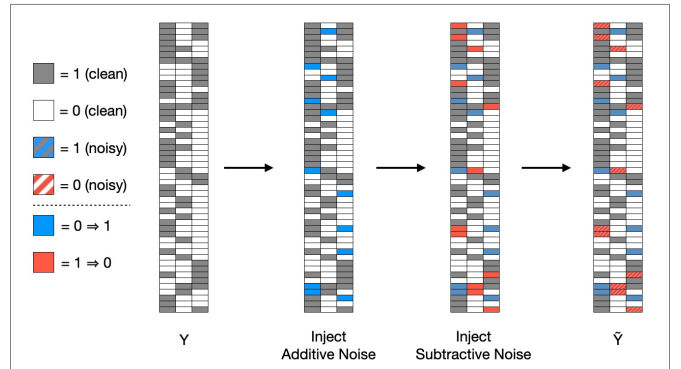


Figure 3: Example of inducing 20% mixed noise (e.g., 20% additive noise and 20% subtractive noise).  $Y$  is the clean label matrix each row representing multi-label  $y_i$ , each column representing a class  $c$ .  $\tilde{Y}$  represents the noisified label matrix. Additive noise is depicted in blue changing an entry  $c$  in the label  $y_i$  from 0 to 1, while subtractive noise is depicted in red changing an entry  $c$  in the label  $y_i$  from 1 to 0. Figure is reproduced from [10].

in Section V-D, we evaluate the method under the uniform noise assumption to verify its robustness in alternative noise scenarios.

### A. Analysis of Label Handling Strategies

To analyze the impact of different label handling strategies and justify the design choices underlying NAR, we conduct an oracle-based experiment on the UCMerced dataset at a noise rate of 40%. Separate experiments are performed for additive and subtractive noise. For each noise type, an oracle identifies the noisy label entries per class (i.e., 40% of the present class entries, see Section IV-C for details). We then evaluate three handling strategies for these identified label entries: no correction (denoted as none), deactivation of their



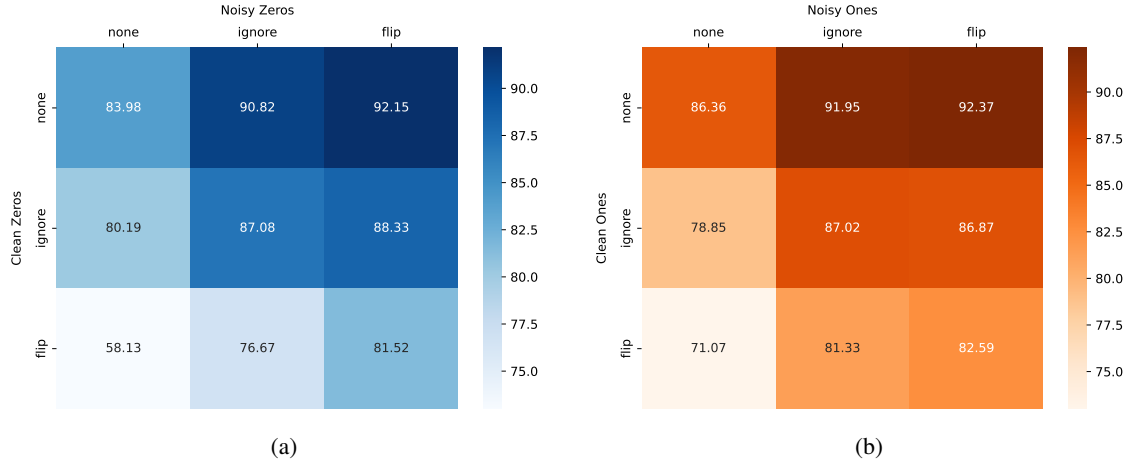


Figure 4: Oracle-based evaluation of label handling strategies under 40% label noise for UCMerced. Each cell shows the mAP macro for combinations of label handling applied to oracle-identified noisy label entries and an equal number of top  $k$  most uncertain clean label entries per class. (a) Subtractive noise. (b) Additive noise.

loss contribution (denoted as ignore), and label entry flipping (denoted as flip). To assess the effect of incorrect label noise identification, we repeat this procedure for an equal number of clean label entries per class that are most likely to be mistakenly identified as noisy, based on model uncertainty (i.e., the top  $k$  label entries per class with the highest or lowest prediction confidence depending on noise type). This results in a  $3 \times 3$  matrix of mAP macro scores per noise type (see Figure 4).

Consistent with [10], the baseline setting without any correction (i.e., none–none) confirms that subtractive noise generally causes a stronger performance degradation than additive noise. Across both noise types, moving from none to ignore for the oracle-identified noisy label entries substantially improves robustness (e.g., from 83.98 to 90.82 for subtractive and from 86.36 to 91.95 for additive noise), while further switching to flip yields smaller additional gains. This trend indicates that loss deactivation already recovers most of the potential performance lost due to label noise, whereas flipping offers additional benefit only when the noisy label entries are accurately identified and can otherwise lead to performance degradation through unintended correction of clean labels. A similar tendency is observed when examining the uncertain (i.e., likely noisy) clean label entries. Regardless of the specific handling of the noisy label entries, ignoring uncertain clean label entries causes only a moderate decrease in performance, whereas incorrect flipping leads to a much stronger degradation, particularly pronounced for subtractive noise.

In summary, these results demonstrate that a simple pseudo-label flipping rule would lead to severe degradation when clean label entries are inadvertently modified. Approximately 80% of the recoverable performance can already be achieved through selective deactivation, which provides a safer compromise between robustness and precision. Based on these findings, NAR adopts a three-state mechanism: most noise-suspected label entries are temporarily deactivated, while only those with a high likelihood of being noisy, particularly under subtractive noise, are corrected via pseudo-label flipping.

### B. Comparison with Existing Methods

Building on the label handling analysis, we now present the main comparative evaluation of NAR against existing approaches. The experiments cover the datasets UCMerced, DeepGlobe-ML, and AID-ML under subtractive, additive, and mixed noise with noise rates between 10% and 60%. Two variants of the proposed method are considered, NAR without ELR and NAR with ELR. Baselines include a model trained on a binary cross entropy loss (BCE) without explicit noise regularization, multi-label adaptations of the single-label noise robust methods ELR [20] and SAT [19] (see [10] for details), the asymmetric loss (ASL) designed for imbalanced multi-label datasets [13], and BalanceMix (BM) [14], a mixup-inspired regularization method. A direct comparison with Aksoy et al. [12] is omitted, as the design of their method requires the presence of entirely clean samples to function correctly, a condition that is not met in the controlled noise scenarios investigated in this paper. The results are presented per dataset in Table II, Table III, and Table IV.

Under subtractive noise, where present classes are unannotated and thus false negatives are introduced, the NAR variants achieve the highest performance on all three datasets across all evaluated noise rates. On UCMerced, NAR with ELR performs best up to a noise rate of 40%, while NAR without ELR achieves the highest result at 60% (i.e., 83.59). On DeepGlobe-ML and AID-ML, NAR with ELR consistently yields the best performance across the entire range of noise rates, with the performance margin increasing as the proportion of noisy label entries grows (e.g., at 60% noise exceeding ELR by about 3% and SAT by up to 5%).

Under additive noise, where absent classes are incorrectly annotated as present and thus false positives are introduced, the relative performance differences between methods are smaller than under subtractive noise. The NAR variants remain consistently competitive, NAR with ELR achieving the highest results on UCMerced and AID-ML across all evaluated noise rates. On DeepGlobe-ML, NAR variants generally outperform

Table II: Performance in mAP macro under different noise types (subtractive, additive, mixed) and noise rates for UCMerced.

Method	Subtractive Noise					Additive Noise					Mixed Noise				
	10%	20%	30%	40%	60%	10%	20%	30%	40%	60%	10%	20%	30%	40%	60%
BCE	89.81	88.08	85.79	83.98	77.67	90.92	89.30	87.45	86.36	81.93	87.87	80.94	74.68	66.46	50.71
ELR [50]	89.71	89.00	87.02	85.96	81.52	91.46	90.20	89.03	87.83	84.84	89.19	84.82	78.26	69.83	53.94
SAT [19]	87.72	87.07	86.00	84.35	80.64	88.88	88.23	87.20	87.17	85.24	87.31	84.18	79.64	72.76	54.33
ASL [13]	88.73	86.00	83.24	80.41	74.30	88.88	86.51	83.09	81.11	75.68	85.23	78.09	69.34	62.38	49.70
BM [14]	89.89	87.80	85.55	84.20	79.55	90.41	88.87	87.61	86.44	82.51	87.74	82.73	75.88	69.06	53.42
NAR (w/o ELR)	90.58	89.36	88.38	86.72	<b>83.59</b>	<b>92.67</b>	<b>91.27</b>	89.97	88.69	84.79	91.12	86.99	82.80	76.35	57.69
NAR (w ELR)	<b>91.06</b>	<b>89.67</b>	<b>88.51</b>	<b>87.14</b>	83.08	92.27	91.19	<b>90.30</b>	<b>89.32</b>	<b>85.85</b>	<b>91.77</b>	<b>88.51</b>	<b>83.45</b>	<b>81.15</b>	<b>61.78</b>

Table III: Performance in mAP macro under different noise types (subtractive, additive, mixed) and noise rates for DeepGlobe-ML.

Method	Subtractive Noise					Additive Noise					Mixed Noise				
	10%	20%	30%	40%	60%	10%	20%	30%	40%	60%	10%	20%	30%	40%	60%
BCE	76.37	73.49	72.46	71.72	67.66	77.36	75.99	75.21	74.38	73.76	75.11	73.02	63.59	59.17	51.20
ELR [20]	78.39	76.31	75.92	74.43	71.92	78.88	76.56	74.29	74.51	72.39	76.60	71.03	65.46	59.04	48.29
SAT [19]	78.82	77.40	76.19	74.42	71.84	79.55	79.00	77.92	77.71	76.44	77.85	74.30	65.11	61.69	53.09
ASL [13]	76.42	74.87	73.84	72.62	70.21	76.95	75.63	74.66	74.65	73.54	74.15	69.71	62.41	59.79	50.59
BM [14]	75.15	72.48	71.65	69.26	66.78	75.51	74.04	73.75	73.32	72.62	72.53	69.44	61.65	57.37	48.62
NAR (w/o ELR)	79.70	78.63	77.43	76.05	74.26	79.67	<b>79.13</b>	78.11	<b>77.88</b>	<b>76.52</b>	<b>79.10</b>	<b>76.33</b>	<b>71.21</b>	<b>65.62</b>	<b>56.64</b>
NAR (w ELR)	<b>80.35</b>	<b>79.06</b>	<b>78.36</b>	<b>76.74</b>	<b>75.10</b>	<b>80.15</b>	78.84	<b>78.64</b>	<b>77.67</b>	76.00	79.15	75.53	70.71	64.05	56.40

Table IV: Performance in mAP macro under different noise types (subtractive, additive, mixed) and noise rates for AID-ML.

Method	Subtractive Noise					Additive Noise					Mixed Noise				
	10%	20%	30%	40%	60%	10%	20%	30%	40%	60%	10%	20%	30%	40%	60%
BCE	68.32	66.42	64.73	62.17	59.48	69.02	68.28	68.42	66.46	64.69	64.61	60.62	54.32	48.57	39.91
ELR [20]	70.09	68.37	66.65	64.70	63.07	71.55	70.26	69.38	68.45	66.37	68.43	63.51	58.17	52.67	41.15
SAT [19]	69.49	68.15	66.24	65.49	62.86	70.29	70.17	69.97	68.46	67.27	68.78	64.62	57.26	50.53	40.58
ASL [13]	66.21	63.40	62.14	61.47	58.18	66.20	65.46	62.65	61.55	59.49	62.73	56.43	51.65	46.88	38.69
BM [14]	68.47	67.00	65.03	63.18	61.10	69.67	69.13	68.88	68.66	66.71	67.40	62.78	57.61	51.96	40.51
NAR (w/o ELR)	69.91	68.54	68.49	66.86	64.27	70.61	70.16	70.10	68.52	67.53	69.13	65.53	61.77	57.56	47.10
NAR (w ELR)	<b>70.65</b>	<b>69.49</b>	<b>68.55</b>	<b>67.17</b>	<b>64.84</b>	<b>72.18</b>	<b>71.43</b>	<b>70.76</b>	<b>69.72</b>	<b>67.89</b>	<b>70.49</b>	<b>66.58</b>	<b>64.24</b>	<b>60.75</b>	<b>49.38</b>

SAT, though the difference is minimal, often around 0.2%. These findings are consistent with the oracle analysis in Section V-A, where additive noise exhibited the weakest impact on model performance, implying that the potential for further improvement through noise-robust strategies is inherently constrained.

Under mixed noise, representing the simultaneous presence of additive and subtractive noise, performance declines most strongly, particularly beyond a noise rate of 30%. In this setting, the NAR variants achieve the highest results across all datasets by a difference of up to 8% compared to the second-best baseline method. On UCMerced and AID-ML, NAR with ELR attains the best performance at all noise rates, whereas on DeepGlobe-ML, NAR without ELR performs slightly better.

Across methods, ELR and SAT consistently improve upon the unregularized BCE baseline, with ELR showing stronger performance under subtractive noise and SAT remaining competitive under additive noise, particularly under higher

noise rates. BM exhibits moderate robustness at low corruption levels and under mixed noise for UCMerced and AID-ML, but it does not consistently exceed the BCE baseline, indicating that mixup-based interpolation is not well suited to the spatial and semantic characteristics of RS images. The ASL loss yields the lowest performance across all scenarios, even compared to the unregularized BCE baseline, indicating limited robustness to multi-label noise and reduced suitability for the moderate class cardinality of the evaluated RS dataset.

In summary, the NAR variants achieve the highest performance in all nine dataset–noise type combinations, consistently outperforming all baselines under the two more severe noise types, subtractive and mixed noise (i.e., improvements between 2% and 6%). Only for additive noise on DeepGlobe-ML, the improvements of NAR variants become marginal. These results support the rationale of the proposed approach, showing that the semi-supervised noise-type-adaptive three-state mechanism maintains robustness under various noise conditions.



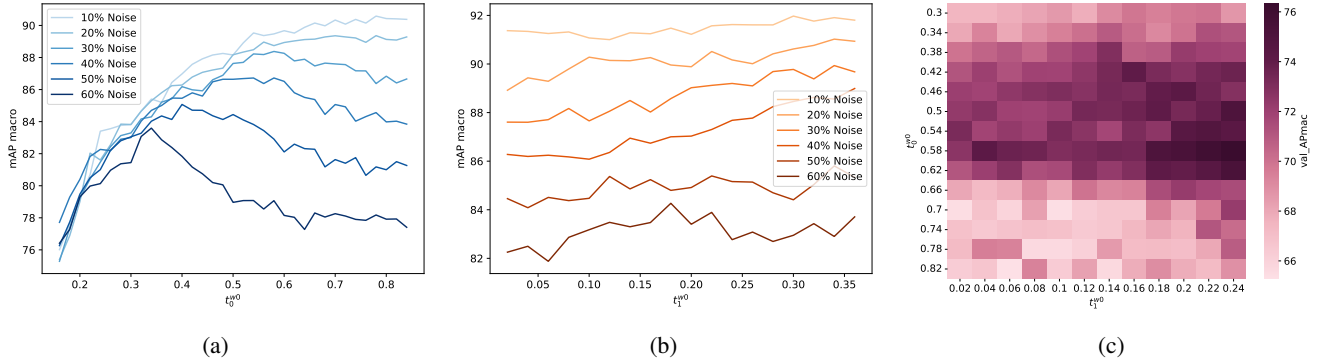


Figure 5: Parameter Sensitivity analysis for UCMerced. (a) Subtractive noise from 10% to 60%. (b) Additive noise from 10% to 60%. (c) Mixed noise for 40%.

Table V: Performance in mAP macro under uniform noise and different noise rates for UCMerced. Effectively, uniform noise is a special type of mixed noise, 20% of the noisy label entries correspond to subtractive noise, and 80% correspond to additive noise.

Method	Uniform Noise				
	10%	20%	30%	40%	60%
BCE	90.82	88.61	86.07	83.12	76.70
ELR [20]	91.34	89.73	87.37	85.25	80.40
SAT [19]	90.00	88.45	86.81	85.60	81.48
ASL [13]	88.51	84.97	81.87	78.08	71.76
BM [14]	90.28	87.91	85.91	83.91	78.35
NAR (w/o ELR)	91.70	90.12	88.46	87.42	83.19
NAR (w ELR)	<b>92.52</b>	<b>91.15</b>	<b>90.41</b>	<b>88.30</b>	<b>83.36</b>

### C. Sensitivity and Parameter Analysis

To examine how the proposed method responds to changes in its main hyperparameters, we analyze the effect of the deactivation thresholds  $t_0^{w0}$  and  $t_1^{w0}$  on the UCMerced dataset under subtractive, additive, and mixed noise. These thresholds determine the confidence intervals that specify when label entries are temporarily excluded from the supervised loss. As shown in Section V-A, deactivation constitutes the most decisive factor in achieving robustness, making these parameters central to the behavior of the three-state mechanism.

Figure 5a, Figure 5b, and Figure 5c present the results across noise types and corruption levels. Under subtractive noise, the optimal  $t_0^{w0}$  decreases with increasing noise rate, indicating that a larger fraction of label entries is correctly identified as unreliable and deactivated at higher corruption levels. At the same time, the performance peak becomes progressively flatter, suggesting that threshold selection has less influence under mild noise but becomes more relevant as label noise intensifies. For additive noise, a similar yet less pronounced pattern is observed, consistent with the generally lower impact of additive noise on model performance explained in Section V-A. In the mixed noise scenario, where both error types coexist,  $t_1^{w0}$  exhibits higher sensitivity, and the optimal  $t_0^{w0}$  shifts slightly downward (e.g., from 0.58 under 40% subtractive noise to 0.50 under 40% mixed noise).

### D. Evaluation Under Uniform Noise Assumption

Uniform noise injection has often been used to evaluate robustness of noise robust MLC methods [11], [41], yet it is an inaccurate proxy for operational scenarios as it does not consider label sparsity, class imbalance, and the different effects of additive noise (i.e., false positives) and subtractive noise (i.e., false negatives) discussed in Section IV-C. Nevertheless, for completeness, we assess performance under this assumption on UCMerced by injecting uniform noise at rates from 10% to 60% to evaluate robustness. Given that approximately 20% of the label matrix entries are positive, uniform noise injection represents a special case of imbalanced mixed noise, with 20% of the noisy label entries corresponding to subtractive noise and about 80% of the noisy label entries corresponding to additive noise.

The results in Table V demonstrate that the proposed method maintains its robustness under uniform noise. Across all levels of corruption, NAR variants achieve higher performance than the baselines, consistent with the trends observed in the mixed noise experiments in Section V-B. This indicates that the semi-supervised three-state mechanism remains effective even when uniform noise injection inherently produces a predominance of additive noise over subtractive noise.

## VI. CONCLUSION

In this paper, we have proposed a NAR, a noise-adaptive regularization method for MLC in RS. NAR is designed to explicitly adapt supervision strength at the label entry level according to different multi-label noise types, including additive and subtractive noise, using principles of semi-supervised learning. In particular, it couples confidence-based label handling with ELR within a semi-supervised training framework. To this end, NAR employs a three-state mechanism that assesses the reliability of each label entry, retaining entries with high confidence, deactivating those with moderate confidence by treating them as unlabeled, and correcting (i.e., flipping) those with low confidence. An oracle-based analysis has shown that subtractive noise leads to a stronger degradation of model performance than additive noise. It also indicates that selective deactivation of unreliable label entries already recovers most of the attainable performance, whereas extensive label entry

flipping can reduce accuracy when clean entries are modified. Experiments on three datasets across additive, subtractive, and mixed noise conditions show that NAR consistently achieves the highest performance under subtractive and mixed noise and matches or surpasses competing methods under additive noise, with the performance gap increasing at higher corruption levels. Furthermore, the method also maintains strong performance under the assumption of uniform noise (i.e., imbalanced mixed noise), demonstrating consistent robustness even in unlikely settings of imbalanced mixed noise with dominant additive noise. Overall, these findings demonstrate that adapting the supervision strength to the underlying noise type provides an effective strategy to improve the robustness in RS MLC. As future work, we plan to investigate how the proposed semi-supervised, noise-adaptive mechanism can be combined with self-supervised learning to further improve robustness and generalization.

## REFERENCES

- [1] G. Sumbul and B. Demir, "A deep multi-attention driven approach for multi-label remote sensing image classification," in *IEEE Access*, vol. 8, pp. 95934–95946, 2020.
- [2] P. Sobti, A. Nayyar, P. Nagrath, and others, "EnsemV3X: a novel ensembled deep learning architecture for multi-label scene classification," in *PeerJ Computer Science*, vol. 7, p. e557, 2021.
- [3] Y. Li, R. Chen, Y. Zhang, M. Zhang, and L. Chen, "Multi-label remote sensing image scene classification by combining a convolutional neural network and a graph neural network," in *Remote Sensing*, vol. 23, p. 4003, 12, 2020.
- [4] G. Büttner, J. Feranec, G. Jaffrain, L. Mari, G. Maucha, and T. Soukup, "The CORINE land cover 2000 project," *EARSeL eProceedings*, vol. 3, no. 3, pp. 331–346, 2004.
- [5] E. Bartholomé, A. Belward, A. Frédéric, S. Bartalev, C. Carmona-Moreno, H. Eva, S. Fritz, J. Grégoire, P. Mayaux, and H.-J. Stibig, *GLC 2000: Global land cover mapping for the year 2000*. 2002.
- [6] O. Arino, J. J. R. Perez, V. Kalogirou, S. Bontemps, P. Defourny, and E. V. Bogaert, "Global land cover map for 2009 (GlobCover 2009)," 2012.
- [7] C. Paris and L. Bruzzone, "A novel approach to the unsupervised extraction of reliable training samples from thematic products," *IEEE Transactions on Geoscience and Remote Sensing*, vol. 59, no. 3, pp. 1930–1948, 2020.
- [8] G. Sumbul, M. Charfuelan, B. Demir, and V. Markl, "Bigearthnet: A large-scale benchmark archive for remote sensing image understanding," in *IEEE International Geoscience and Remote Sensing Symposium*, pp. 5901–5904, 2019.
- [9] K. N. Clasen, L. Hackel, T. Burgert, G. Sumbul, B. Demir, and V. Markl, "reben: Refined bigearthnet dataset for remote sensing image analysis," in *IEEE International Geoscience and Remote Sensing Symposium*, 2025.
- [10] T. Burgert, M. Ravanbakhsh, and B. Demir, "On the effects of different types of label noise in multi-label remote sensing image classification," *IEEE Transactions on Geoscience and Remote Sensing*, vol. 60, pp. 1–13, 2022.
- [11] Y. Hua, S. Lobry, L. Mou, D. Tuia, and X. X. Zhu, "Learning Multi-Label Aerial Image Classification Under Label Noise: A Regularization Approach Using Word Embeddings," in *IEEE International Geoscience and Remote Sensing Symposium*, pp. 525–528, 2020.
- [12] A. K. Aksoy, M. Ravanbakhsh, and B. Demir, "Multi-Label Noise Robust Collaborative Learning for Remote Sensing Image Classification," *IEEE Transactions on Neural Networks and Learning Systems*, pp. 1–14, doi:10.1109/TNNLS.2022.3209992, 2022.
- [13] T. Ridnik, E. Ben-Baruch, N. Zamir, A. Noy, I. Friedman, M. Protter, and L. Zelnik-Manor, "Asymmetric Loss for Multi-Label Classification," in *Proceedings of the IEEE/CVF International Conference on Computer Vision*, pp. 82–91, Oct. 2021.
- [14] H. Song, M. Kim, and J.-G. Lee, "Toward Robustness in Multi-Label Classification: A Data Augmentation Strategy against Imbalance and Noise," *Proceedings of the AAAI Conference on Artificial Intelligence*, vol. 38, pp. 21592–21601, Mar. 2024.
- [15] L. Jiang, Z. Zhou, T. Leung, L.-J. Li, and L. Fei-Fei, "Mentornet: Learning data-driven curriculum for very deep neural networks on corrupted labels," in *International Conference on Machine Learning*, pp. 2304–2313, 2018.
- [16] B. Han, Q. Yao, X. Yu, G. Niu, M. Xu, W. Hu, I. Tsang, and M. Sugiyama, "Co-teaching: Robust training of deep neural networks with extremely noisy labels," in *Advances in Neural Information Processing Systems*, vol. 31, Curran Associates, Inc., 2018.
- [17] D. T. Nguyen, C. K. Mummadi, T. P. N. Ngo, T. H. P. Nguyen, L. Beggel, and T. Brox, "SELF: Learning to Filter Noisy Labels with Self-Ensembling," in *International Conference on Learning Representations*, 2020.
- [18] J. Li, R. Socher, and S. C. Hoi, "DivideMix: Learning with noisy labels as semi-supervised learning," in *International Conference on Learning Representations*, 2019.
- [19] L. Huang, C. Zhang, and H. Zhang, "Self-adaptive training: beyond empirical risk minimization," in *Advances in Neural Information Processing Systems*, vol. 33, pp. 19365–19376, Curran Associates, Inc., 2020.
- [20] S. Liu, J. Niles-Weed, N. Razavian, and C. Fernandez-Granda, "Early-Learning Regularization Prevents Memorization of Noisy Labels," in *Advances in Neural Information Processing Systems*, vol. 33, pp. 20331–20342, Curran Associates, Inc., 2020.
- [21] D. Hendrycks, M. Mazeika, D. Wilson, and K. Gimpel, "Using Trusted Data to Train Deep Networks on Labels Corrupted by Severe Noise," in *Advances in Neural Information Processing Systems*, vol. 31, Curran Associates, Inc., 2018.
- [22] K.-H. Lee, X. He, L. Zhang, and L. Yang, "CleanNet: Transfer Learning for Scalable Image Classifier Training With Label Noise," in *Proceedings of the IEEE Conference on Computer Vision and Pattern Recognition*, pp. 5447–5456, 2018.
- [23] G. Song and W. Chai, "Collaborative Learning for Deep Neural Networks," in *Advances in Neural Information Processing Systems 31*, pp. 1832–1841, Curran Associates, Inc., 2018.
- [24] S. Sukhbaatar, J. Bruna, M. Paluri, L. Bourdev, and R. Fergus, "Training convolutional networks with noisy labels," in *arXiv preprint arXiv:1406.2080*, 2015.
- [25] A. Ghosh, H. Kumar, and P. Sastry, "Robust loss functions under label noise for deep neural networks," in *Proceedings of the AAAI Conference on Artificial Intelligence*, vol. 31, pp. 1919–1925, 2017.
- [26] Z. Zhang and M. Sabuncu, "Generalized Cross Entropy Loss for Training Deep Neural Networks with Noisy Labels," in *Advances in Neural Information Processing Systems*, vol. 31, Curran Associates, Inc., 2018.
- [27] S. Guo, W. Huang, H. Zhang, C. Zhuang, D. Dong, M. R. Scott, and D. Huang, "Curriculumnet: Weakly supervised learning from large-scale web images," in *Proceedings of the European Conference on Computer Vision*, pp. 135–150, 2018.
- [28] E. Malach and S. Shalev-Shwartz, "Decoupling "when to update" from "how to update"," in *Advances in Neural Information Processing Systems*, vol. 30, Curran Associates, Inc., 2017.
- [29] H. Wei, L. Feng, X. Chen, and B. An, "Combating noisy labels by agreement: A joint training method with co-regularization," in *Proceedings of the IEEE/CVF Conference on Computer Vision and Pattern Recognition*, pp. 13723–13732, 2020.
- [30] J. Han, P. Luo, and X. Wang, "Deep Self-Learning From Noisy Labels," in *Proceedings of the IEEE/CVF International Conference on Computer Vision*, pp. 5137–5146, 2019.

- [31] J. Li, Y. Wong, Q. Zhao, and M. S. Kankanhalli, "Learning to learn from noisy labeled data," in *Proceedings of the IEEE/CVF Conference on Computer Vision and Pattern Recognition*, pp. 5051–5059, 2019.
- [32] D. Berthelot, N. Carlini, I. Goodfellow, N. Papernot, A. Oliver, and C. A. Raffel, "Mixmatch: A holistic approach to semi-supervised learning," *Advances in Neural Information Processing Systems*, vol. 32, 2019.
- [33] E. Zheltonozhskii, C. Baskin, A. Mendelson, A. M. Bronstein, and O. Litany, "Contrast to divide: Self-supervised pre-training for learning with noisy labels," in *Proceedings of the IEEE/CVF Winter Conference on Applications of Computer Vision*, pp. 1657–1667, 2022.
- [34] T. Durand, N. Mehrasa, and G. Mori, "Learning a deep convnet for multi-label classification with partial labels," in *Proceedings of the IEEE/CVF Conference on Computer Vision and Pattern Recognition*, pp. 647–657, 2019.
- [35] S. S. Bucak, R. Jin, and A. K. Jain, "Multi-label learning with incomplete class assignments," in *Proceedings of the IEEE/CVF Conference on Computer Vision and Pattern Recognition*, pp. 2801–2808, 2011.
- [36] H. Jain, Y. Prabhu, and M. Varma, "Extreme multi-label loss functions for recommendation, tagging, ranking & other missing label applications," in *Proceedings of the 22nd ACM SIGKDD International Conference on Knowledge Discovery and Data Mining*, pp. 935–944, 2016.
- [37] M.-K. Xie and S.-J. Huang, "Partial multi-label learning with noisy label identification," *IEEE Transactions on Pattern Analysis and Machine Intelligence*, vol. 44, no. 7, pp. 3676–3687, 2021.
- [38] A. Veit, N. Alldrin, G. Chechik, I. Krasin, A. Gupta, and S. Belongie, "Learning from noisy large-scale datasets with minimal supervision," in *Proceedings of the IEEE/CVF Conference on Computer Vision and Pattern Recognition*, pp. 839–847, 2017.
- [39] M. Hu, H. Han, S. Shan, and X. Chen, "Multi-label learning from noisy labels with non-linear feature transformation," in *Asian Conference on Computer Vision*, pp. 404–419, Springer, 2018.
- [40] N. Inoue, E. Simo-Serra, T. Yamasaki, and H. Ishikawa, "Multi-label fashion image classification with minimal human supervision," in *Proceedings of the IEEE International Conference on Computer Vision Workshops*, pp. 2261–2267, 2017.
- [41] W. Zhao and C. Gomes, "Evaluating Multi-label Classifiers with Noisy Labels," in *arXiv preprint arXiv:2102.08427*, 2021.
- [42] H. Kumar, N. Manwani, and P. Sastry, "Robust Learning of Multi-Label Classifiers under Label Noise," in *Proceedings of the 7th ACM IKDD CoDS and 25th COMAD*, pp. 90–97, 2020.
- [43] S. Kondylatos, N. I. Bountos, I. Prapas, A. Zavras, G. Camps-Valls, and I. Papoutsis, "Probabilistic machine learning for noisy labels in Earth observation," *Scientific Reports*, vol. 15, no. 1, p. 35890, 2025. Publisher: Nature Publishing Group UK London.
- [44] Y. Yang and S. Newsam, "Bag-of-visual-words and spatial extensions for land-use classification," in *Proceedings of the 18th SIGSPATIAL International Conference on Advances in Geographic Information Systems*, pp. 270–279, 2010.
- [45] G.-S. Xia, J. Hu, F. Hu, B. Shi, X. Bai, Y. Zhong, L. Zhang, and X. Lu, "AID: A benchmark data set for performance evaluation of aerial scene classification," *IEEE Transactions on Geoscience and Remote Sensing*, vol. 55, no. 7, pp. 3965–3981, 2017.
- [46] B. Chaudhuri, B. Demir, S. Chaudhuri, and L. Bruzzone, "Multilabel Remote Sensing Image Retrieval Using a Semisupervised Graph-Theoretic Method," *IEEE Transactions on Geoscience and Remote Sensing*, vol. 56, no. 2, pp. 1144–1158, 2018.
- [47] I. Demir, K. Koperski, D. Lindenbaum, G. Pang, J. Huang, S. Basu, F. Hughes, D. Tuia, and R. Raskar, "Deepglobe 2018: A challenge to parse the earth through satellite images," in *Proceedings of the IEEE Conference on Computer Vision and Pattern Recognition Workshops*, pp. 172–181, 2018.
- [48] Y. Hua, L. Mou, and X. X. Zhu, "Relation network for multilabel aerial image classification," *IEEE Transactions on Geoscience and Remote Sensing*, vol. 58, no. 7, pp. 4558–4572, 2020.
- [49] W. Falcon and The PyTorch Lightning team, "PyTorch Lightning," Mar. 2019.
- [50] Y. Li, J. Yang, Y. Song, L. Cao, J. Luo, and L.-J. Li, "Learning from Noisy Labels with Distillation," in *Proceedings of the IEEE International Conference on Computer Vision*, pp. 1928–1936, 2017.