

# From Rows to Reasoning: A Retrieval-Augmented Multimodal Framework for Spreadsheet Understanding\*

Anmol Gulati, Sahil Sen, Waqar Sarguroh, and Kevin Paul

Commercial Technology and Innovation Office, PricewaterhouseCoopers, U.S.

**Abstract.** Large Language Models (LLMs) struggle to reason over large-scale enterprise spreadsheets containing thousands of numeric rows, multiple linked sheets, and embedded visual content such as charts and receipts. Prior state-of-the-art spreadsheet reasoning approaches typically rely on single-sheet compression or full-context encoding, which limits scalability and fails to reflect how real users interact with complex, multimodal workbooks. We introduce FRTR-Bench, the first large-scale benchmark for multimodal spreadsheet reasoning, comprising 30 enterprise-grade Excel workbooks spanning nearly four million cells and more than 50 embedded images. To address these challenges, we present From Rows to Reasoning (FRTR), an advanced, multimodal retrieval-augmented generation framework that decomposes Excel workbooks into granular row, column, and block embeddings, employs hybrid lexical-dense retrieval with Reciprocal Rank Fusion (RRF), and integrates multimodal embeddings to reason over both numerical and visual information. We tested FRTR on six LLMs, achieving 74% answer accuracy on FRTR-Bench with Claude Sonnet 4.5, a substantial improvement over prior state-of-the-art approaches that reached only 24%. On the SpreadsheetLLM benchmark, FRTR achieved 87% accuracy with GPT-5 while reducing token usage by roughly 50% compared to context-compression methods.

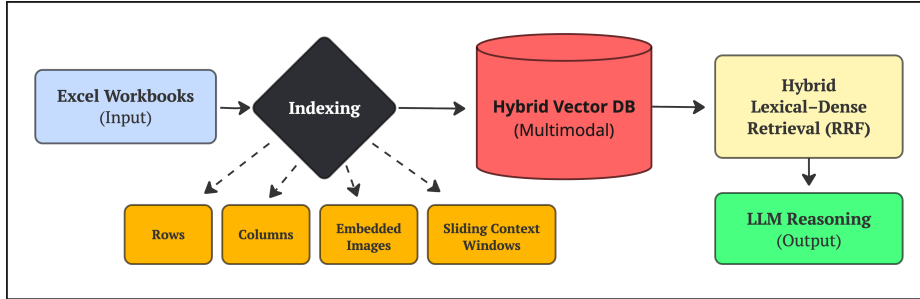
**Keywords:** Large Language Models · Retrieval-Augmented Generation (RAG) · Multimodal Data Retrieval · Scalable Numerical Reasoning

## 1 Introduction

Spreadsheets remain the foundational medium for analytical work at an enterprise level, and modern workbooks routinely contain thousands of cells, span multiple sheets, and embed diverse media such as charts, receipts, and scanned tables [14, 17]. While Large Language Models (LLMs) promise intuitive natural-language interaction with such documents, directly serializing entire sheets into a prompt is inefficient and brittle. Spreadsheet semantics hinge on spatial layout, structural dependencies, and cross-sheet relationships rather than text alone.

---

\* FRTR-Bench dataset: <https://github.com/AnmolGulati6/FRTR-bench>



**Fig. 1.** Excel workbooks are decomposed into rows, columns, sliding context windows, and embedded images during indexing. These components are stored in a multimodal hybrid vector database supporting lexical and dense fields. Hybrid lexical–dense retrieval (RRF) fetches relevant evidence for LLM reasoning.

Moreover, recent work shows that long-context LLMs suffer positional degradation, as accuracy declines when relevant information appears far from the prompt boundaries [25]. This motivates retrieval-focused approaches that surface small, relevant subsets rather than streaming full spreadsheets into the context window.

A prominent direction by Haoyu Dong et al., SpreadsheetLLM [9], introduced encoding schemes SheetEncoder and SheetCompressor that compress cell content, positional addresses, and formatting to fit within an LLM’s context window. While effective for single-sheet reasoning, such compression assumes all relevant data can fit within a single prompt and fails to scale to multi-sheet or multimodal settings. In practice, enterprise workbooks exceed these boundaries, incorporating thousands of rows, inter-sheet references, and embedded images. Retrieval-augmented generation approaches provide a complementary path: combining database-style retrieval with hybrid lexical–dense retrieval to fetch only the minimal, most relevant evidence for reasoning [6, 18, 19]. Empirical studies demonstrate that retrieval-augmented generation (RAG) can match or surpass long-context models at significantly lower computational cost and latency [3, 13, 18, 22]. Simple rank fusion methods, such as Reciprocal Rank Fusion (RRF), further enhance stability and performance across retrieval modalities [7].

In this work, we make three novel contributions:

- **Retrieval-first framework:** We present an advanced, multimodal retrieval-augmented generation approach to spreadsheet understanding that integrates hybrid lexical–dense retrieval search to overcome full-context limitations and improve scalability.
- **Multi-granular and multimodal indexing:** We introduce a fine-grained indexing scheme for Excel workbooks at the row, column, and block levels, and extend it to multimodal settings using joint text–vision embeddings. Hybrid rank-fusion retrieval ensures robust and reproducible performance across both textual and image-bearing spreadsheets.

- **FRTR-Bench benchmark:** We release *FRTR-Bench*, the first large-scale, multimodal spreadsheet reasoning benchmark, spanning 30 enterprise-grade workbooks with nearly four million cells and over fifty embedded images, to support reproducible evaluation of retrieval-augmented spreadsheet understanding.

By reframing spreadsheet analysis as a three-part pipeline composed of retrieval, verification, and composition, FRTR incorporates information-retrieval principles, emphasizing minimal access and explicit evidence grounding for LLM-spreadsheet interaction. The result is a scalable, auditable, and cost-efficient framework for reasoning in finance, analytics, and auditing.

## 2 Related Work

### 2.1 LLMs for Tables and Spreadsheets

Early neural models such as TAPAS [15] learned to answer questions directly over tables by encoding cell values jointly with queries, while TUTA [32] extended this paradigm by modeling hierarchical and spatial cues. OmniTab [8] further improved few-shot table QA by combining natural and synthetic supervision. These approaches focus on *in-context* reasoning within a single table and do not scale to multi-sheet or multimodal workbooks.

More recent work such as *SpreadsheetLLM* [9] compresses spreadsheet structure and content to fit within LLM context limits, achieving notable gains on single-sheet reasoning. Complementary methods, including Table-GPT [5] and TableLLM [4], improve general table manipulation and code generation capabilities. However, these approaches are not capable of handling cross-sheet and multimodal reasoning. In contrast, FRTR emphasizes hybrid lexical-dense retrieval and multimodal embedding [1, 11, 28, 29, 34].

### 2.2 Long Context, Retrieval, and Hybrid Search

Despite advances in long-context modeling, evidence retrieval remains a bottleneck: simply extending context windows does not guarantee that models attend effectively to mid-range information [25]. Retrieval-augmented generation approaches address this by selecting relevant evidence before generation, improving both performance and interpretability [13, 21]. Hybrid lexical-dense retrieval, fused through methods such as Reciprocal Rank Fusion (RRF) [6, 7], offers robustness and simplicity across tasks. However, basic chunking and retrieval methodologies do not take into account the complicated spatial relationships in spreadsheets, where logic can apply across rows, columns, and even sheets.

### 2.3 Multimodal Spreadsheet Understanding and Document VQA

Spreadsheets often convey semantics through visual layout, including bold headers, merged cells, and shaded totals, as well as through embedded images such

as charts or scanned receipts. Vision–language models (VLMs) still struggle to interpret such spatial and structural cues [16,23,24,30]. Parallel research in chart and document VQA (e.g., ChartQA [26], DocVQA [27]) highlights the challenges of numerically grounded visual reasoning. These methods typically treat visual and textual modalities in isolation, without integrating multimodal embeddings that unify text, layout, and image semantics.

## 2.4 Benchmarks for Spreadsheet Interaction

Beyond table QA, recent benchmarks target spreadsheet interaction directly. SpreadsheetLLM [9] performs reasoning on encoded spreadsheets, while SpreadsheetBench [20] introduces realistic, forum-based spreadsheet questions. InstructExcel [33] focuses on natural-language-to-OfficeScript translation. No existing benchmarks offer assessment involving cross-sheet reasoning, multimodal queries, and large-scale evaluation, reflecting the real-world challenges of enterprise workbooks.

# 3 Framework Overview

## 3.1 Motivation and Design Goals

Real-world Excel workbooks exhibit three intertwined challenges: scale, multimodality, and cross-sheet dependency. Workbooks can span thousands of rows across multiple worksheets, include embedded charts or receipts, and encode meaning through layout and formatting. Existing approaches either compress entire files into an LLM’s context, trading precision for token cost, or rely on text-only embeddings that ignore visual cues.

FRTR addresses these challenges through three guiding principles:

1. **Scalability:** Decompose workbooks into granular, retrievable units such as rows, columns, blocks, and images to bypass context limits.
2. **Auditability:** Ensure transparent provenance via hybrid retrieval with RRF, supporting verifiable reasoning.
3. **Multimodality:** Use joint text–vision embeddings so that both tabular and visual content contribute to retrieval and reasoning.

## 3.2 Architecture Overview

As shown in Figure 1, FRTR operates in three stages: *Retrieve*, *Verify*, and *Compose*. The pipeline is formalized in Algorithm 1. During ingestion, Excel workbooks are decomposed into rows, columns, sliding windows, and embedded images. Each unit is serialized and embedded using a multimodal encoder (e.g., Amazon Titan Multimodal) and indexed in a hybrid vector database [2]. At query time, FRTR retrieves the most relevant units using hybrid lexical–dense search and provides the fused results as evidence for LLM reasoning. This architecture reduces context size while preserving interpretability and scalability.

**Algorithm 1** FRTR: From Rows to Reasoning

---

**Require:** Workbook  $\mathcal{W}$ , query  $q$ , embedding model  $\mathcal{E}$ , LLM  $\mathcal{M}$ , hyperparameters  $K_v, K_s, K, k=60$

**Ensure:** Answer with provenance

- 1: // **Stage 1: Indexing (Offline)**
- 2:  $\mathcal{D} \leftarrow \emptyset$
- 3: **for** each sheet  $S \in \mathcal{W}$  **do**
- 4:   Compute window size:  $s \leftarrow \lceil \sqrt{N/K_{\text{target}}} \rceil$
- 5:   **for** each unit  $u \in \{\text{rows, columns, } s \times s \text{ windows, images}\}$  **do**
- 6:      $\mathbf{v}_u \leftarrow \mathcal{E}(u)$  ▷ Multimodal embedding
- 7:      $\mathcal{D} \leftarrow \mathcal{D} \cup \{(\text{text}(u), \mathbf{v}_u, \text{metadata}(u))\}$
- 8:   **end for**
- 9: **end for**
- 10: Index  $\mathcal{D}$  with lexical and dense fields
- 11:
- 12: // **Stage 2: Hybrid Retrieval (Online)**
- 13:  $\mathbf{q} \leftarrow \mathcal{E}_{\text{text}}(q)$
- 14:  $\mathcal{R}_v \leftarrow \text{top-}K_v \text{ by } \cos(\mathbf{q}, \mathbf{v}_d)$  ▷ Dense search
- 15:  $\mathcal{R}_s \leftarrow \text{top-}K_s \text{ by } \text{BM25}(q, \text{text}_d)$  ▷ Lexical search
- 16: **for**  $d \in \mathcal{R}_v \cup \mathcal{R}_s$  **do**
- 17:    $\text{RRF}(d) \leftarrow \sum_{r \in \{v, s\}} \frac{1}{k + \text{rank}_r(d)}$
- 18: **end for**
- 19:  $\mathcal{C} \leftarrow \text{top-}K \text{ by RRF score with provenance labels}$
- 20:
- 21: // **Stage 3: Answer Composition**
- 22: Construct prompt:  $\mathcal{P} \leftarrow \{q, \mathcal{C}, \text{instruction}\}$
- 23:  $\text{response} \leftarrow \mathcal{M}(\mathcal{P})$
- 24: **return** Parse JSON:  $\{\text{reasoning, answer}\}$

---

### 3.3 Retrieval and Fusion Layer

Each spreadsheet unit is indexed as a structured document with lexical, vector, and metadata fields. FRTR performs two parallel retrievals: BM25 for lexical matching and cosine similarity for dense embeddings, and fuses results via Reciprocal Rank Fusion (RRF) [6, 31].

$$\text{RRF}(d) = \sum_{r \in R} \frac{1}{k + \text{rank}_r(d)},$$

where  $k = 60$  stabilizes low-ranked items. FRTR uses  $K_v = K_s = 20$ , returning the top-10 fused items annotated with provenance. This rank-based fusion avoids score normalization issues, ensuring robust, interpretable retrieval across modalities.

### 3.4 Multimodal Embedding Layer

For text-based units, FRTR serializes contextual information such as headers and indices, preserving spatial cues:

- Rows: include column headers.
- Columns: include row indices.
- Windows: preserve  $s \times s$  spatial layout.

These are embedded via the text encoder. Image units (charts, receipts, diagrams) are embedded using the vision branch of the same model, ensuring a shared latent space. This allows queries such as “Q4 revenue trends” to retrieve both numerical data and corresponding charts. Generated embeddings  $\mathbf{v}_u$  are stored in a unified vector field that holds both text and image representations. This unified field enables cross-modal retrieval within a single index, maintaining simplicity and generality.

### 3.5 Reasoning and Output Generation

After retrieval, FRTR invokes an LLM (e.g., GPT-5 or Claude Sonnet 4.5) with a structured prompt containing the query, retrieved chunks, and reasoning instructions. For chunks containing images, those images are passed into the LLM as attachments. Each chunk is formatted with explicit metadata:

```
Chunk 1 (Score: 0.0164, Source: Vector)
Type: row | Sheet: Sales_Q4
ROW_42: Product | Units | Revenue | ...
```

The LLM synthesizes reasoning across these snippets, producing structured JSON outputs:

```
{
  "reasoning": "Analyzed columns B and C for revenue values.",
  "answer": "SUM(B2:B15)"
}
```

This format ensures both interpretability and machine-readability, facilitating downstream automation and audit compliance. The complete prompt template used in this study is provided in Section Appendix C. FRTR itself does not execute formulas or modify spreadsheets, maintaining human oversight while ensuring verifiable, grounded reasoning.

## 4 FRTR-Bench: Benchmark for Spreadsheet Reasoning

### 4.1 Dataset Construction

Existing benchmarks like SpreadsheetLLM [9] and SpreadsheetBench [20] focus on single-sheet, text-only reasoning. To evaluate cross-sheet and multimodal reasoning at scale, we introduce **FRTR-Bench**, a dataset of 30 multimodal Excel workbooks across diverse domains. Similar to how Jackal introduced an execution-based, real-world benchmark for text-to-JQL tasks to evaluate LLMs under production-like conditions, we design FRTR-Bench to capture enterprise

spreadsheet reasoning at realistic scale and modality [12]. Each workbook stresses three dimensions: (1) Scale: up to 210,000 rows per workbook, far beyond typical LLM context; (2) Multimodality: embedded PNG images such as charts, receipts, and dashboards; and (3) Cross-sheet complexity: multi-sheet references (e.g., `=SUM(Sheet1!B2:B100, Sheet2!C5:C50)`).

Workbooks are divided into difficulty tiers by scale:

- **Easy:** < 5,000 rows - small business summaries.
- **Medium:** 5,000–20,000 rows - mid-size audit or operations data.
- **Hard:** 20,000–210,000 rows - large-scale consolidation workbooks.

Domains include (but are not limited to) finance, supply chain, healthcare, energy, government, education, and others. Each workbook includes a meta-data sheet, 1–5 data sheets, embedded PNGs with captions, and a *Questions* sheet containing 5–10 manually crafted queries with explicit provenance (e.g., `Sheet1!B5` or `Image ID: Chart_001`).

## 4.2 Evaluation Protocol

We evaluate FRTR-Bench on two axes: (1) answer accuracy, (2) efficiency metrics capturing latency and prompt length.

**Answer Accuracy.** Computed by comparing model outputs with annotated ground-truth answers and provenance (cells, formulas, or images). Answers are considered correct if numerically consistent or functionally identical in formula logic (e.g., `SUM(B2:B10)` vs. `SUM(B2:B5)+SUM(B6:B10)`).

**Latency.** Average response time per query (not including embedding and retrieval), measured from user query submission to model output generation. This metric reflects generation overhead.

**Mean Tokens.** Mean number of tokens per model input after retrieval and formatting. Lower token counts indicate more efficient retrieval and reduced context consumption.

## 4.3 Benchmark Statistics and Examples

As shown in Table 1, FRTR-Bench contains 30 Excel workbooks (155 sheets, 53 images, 656k rows, and approximately 3.9 million cells), each including embedded images and cross-sheet formulas. The benchmark captures realistic enterprise workflows with diverse natural-language queries that require lookup, aggregation, and cross-sheet reasoning.

For example, in `frtr_0003_consolidation.xlsx` (Hard, 293K cells):

<b>Question:</b>	What is the consolidated operating income for Region EMEA in FY2024?
<b>ReasoningType:</b>	cross-sheet
<b>Provenance:</b>	<code>Consolidation!E47, =SUM(EMEA_Sales!D:D, EMEA_Ops!E:E)</code>
<b>Answer:</b>	\$12,450,000

A full-context LLM would need to serialize hundreds of thousands of cells, far beyond feasible context limits, while FRTR retrieves fewer than 10 relevant

**Table 1.** FRTR-Bench dataset statistics summarizing workbook, sheet, and multi-modal content scale.

Metric	Count
Workbooks	30
Sheets	155
Rows	656,457
Cells	3,928,934
Embedded Images	53
Cross-Sheet Formulas	30
Questions	157

chunks (<5K tokens) to reason effectively. FRTR-Bench thus provides a rigorous, multimodal, and scalable benchmark for retrieval-augmented spreadsheet reasoning, capturing the challenges of real-world analytical workflows.

## 5 Evaluation

This section presents two complementary experiments evaluating the proposed FRTR framework across diverse settings. The first experiment assesses scalability and multimodal reasoning using the newly introduced FRTR-Bench, while the second evaluates generalization and efficiency on the established SpreadsheetLLM benchmark. Together, they demonstrate that retrieval-first multimodal reasoning consistently outperforms compression- or context-based methods.

*Metrics.* All experiments use the same evaluation criteria defined in Section 4: Answer Accuracy, Latency (s), and Mean Tokens.

*LLMs.* All experiments evaluate six LLMs spanning both small and large, and open- and closed-weight architectures: GPT-4o, GPT-5, Claude 4.5 Sonnet, Gemini 2.5 Pro, LLaMA Maverick-17B Instruct, and GPT-OSS-120b.

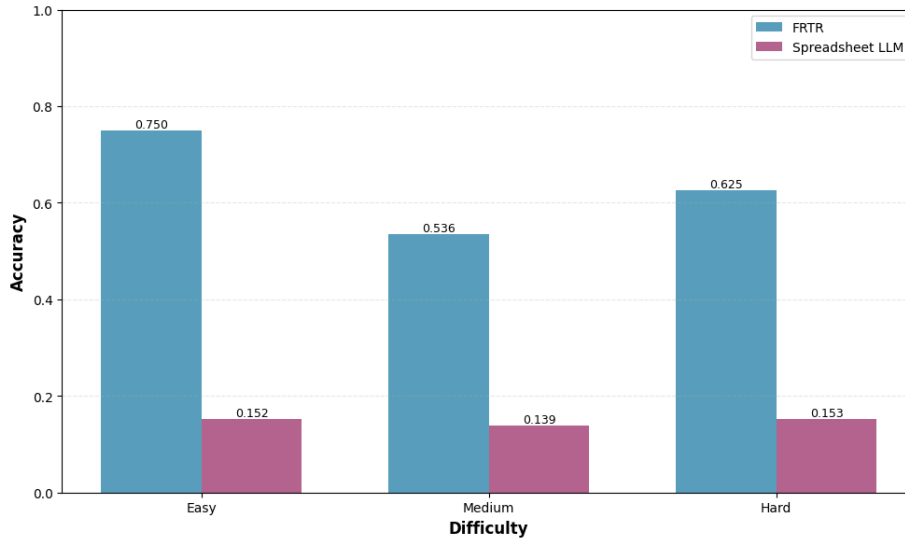
### 5.1 Experiment 1 - FRTR-Bench Evaluation

**Goal** The first experiment evaluates FRTR on the newly introduced FRTR-Bench dataset, assessing its ability to handle large, multimodal, and cross-sheet enterprise workbooks. We compare FRTR to SpreadsheetLLM, the strongest prior single-sheet compression baseline, across six large language models (LLMs) and three difficulty tiers (*Easy*, *Medium*, *Hard*). The objective is to measure reasoning accuracy, token efficiency, and latency in realistic spreadsheet settings that include multimodal content and multi-sheet dependencies.



**Table 2.** Performance comparison of FRTR and SpreadsheetLLM across multiple LLMs on FRTR-Bench. The SpreadsheetLLM algorithm was modified to parallelize its compression pipeline and include all sheets as context [10].

Technique	Model	Answer Accuracy	Mean Tokens	Latency (s)
<b>FRTR (ours)</b>	GPT-4o	0.49	7,690.91	5.04
	GPT-5	<u>0.73</u>	7,690.91	15.50
	Sonnet-4.5	<b>0.74</b>	7,690.91	11.71
	Gemini-2.5-Pro	0.67	7,690.91	26.90
	LLaMA-Maverick-17B-instruct	0.56	7,690.91	2.42
	GPT-OSS-120b	0.51	7,690.91	5.75
<b>SpreadsheetLLM</b>	GPT-4o	0.06	12,744.64	<b>1.14</b>
	GPT-5	0.18	12,744.64	18.10
	Sonnet-4.5	0.13	12,744.64	8.80
	Gemini-2.5-Pro	0.24	12,744.64	33.35
	LLaMA-Maverick-17B-instruct	0.23	12,744.64	<u>1.15</u>
	GPT-OSS-120b	0.21	12,744.64	8.80



**Fig. 2.** Performance comparison by difficulty level across methods on FRTR-Bench.

**Experimental Setup** Both systems were tested on identical workbooks and queries drawn from FRTR-Bench. Each query was evaluated for correctness, reasoning trace, and provenance alignment. FRTR employed hybrid lexical-dense retrieval with RRF using the Amazon Titan Multimodal encoder, while SpreadsheetLLM followed its published compression-encoding approach [9]. All experiments were executed under identical prompt templates and model configurations.

**Results Analysis** Table 2 summarizes the comparative performance of FRTR and SpreadsheetLLM on FRTR-Bench. Across all difficulty levels, FRTR consistently outperforms SpreadsheetLLM. On easy workbooks, FRTR attains mean accuracies between 0.86 and 0.93 for top-tier models, exceeding SpreadsheetLLM’s 0.18–0.23 by more than two times. Performance remains robust on medium (0.62–0.65) and hard (0.66–0.72) tiers, where SpreadsheetLLM collapses below 0.10. Figure 2 displays the average results by difficulty across both FRTR and SpreadsheetLLM. Comprehensive results for each model by difficulty mode are reported in Appendix Appendix A. This confirms that compression-based methods do not scale when cross-sheet references and multimodal evidence are required, while the FRTR retrieval-based design preserves contextual fidelity at scale. FRTR also demonstrates high token efficiency: the average prompt length is only 7.8K tokens, compared to SpreadsheetLLM’s 13.1K tokens, corresponding to a mean compression ratio of  $251\times$  relative to raw workbook size. Despite smaller prompts, FRTR achieves higher accuracy, indicating that selective retrieval retains the most relevant evidence.

**Discussion** The FRTR-Bench evaluation demonstrates that retrieval-first architectures outperform context-compression systems for large, multimodal spreadsheets. FRTR consistently achieves  $2\text{--}4\times$  higher accuracy 50–60% lower token usage, and comparable or lower latency than SpreadsheetLLM, while generalizing across diverse LLM families. Once the spreadsheet was indexed and embedded, retrieval time was negligible. These results validate FRTR-Bench as a challenging benchmark and establish FRTR as a state-of-the-art framework for advanced multimodal, retrieval-augmented spreadsheet understanding.

## 5.2 Experiment 2 - SpreadsheetLLM Benchmark Evaluation

**Goal** The second experiment evaluates whether FRTR can match or approach the accuracy of the state-of-the-art SpreadsheetLLM while offering superior interpretability and efficiency. We compare FRTR against SpreadsheetLLM’s compression-based framework and a naïve long-context baseline to assess whether retrieval-based reasoning can achieve comparable performance with significantly lower token usage and improved transparency.

### Experimental Settings

*Dataset.* We use the SpreadsheetLLM benchmark [9], which consists of single-sheet, text-only question-answer pairs requiring numerical reasoning, formula synthesis, and contextual lookup comprehension. Unlike FRTR-Bench, this dataset excludes multimodal and cross-sheet reasoning, emphasizing tabular text understanding within context-limited settings.

**Table 3.** Performance comparison on the SpreadsheetLLM benchmark. FRTR achieves answer accuracy comparable to SpreadsheetLLM.

Technique	Model	Answer Accuracy	Mean Tokens	Latency (s)
<b>FRTR</b>	GPT-4o	0.77	6,920	2.48
	GPT-5	0.87	6,920	18.06
	Claude 4.5 Sonnet	0.84	6,920	10.40
	Gemini 2.5 Pro	0.85	6,920	24.06
	LLaMA Maverick-17B-instruct	0.53	6,920	2.18
	GPT-OSS-120b	0.75	6,920	7.37
<b>SpreadsheetLLM</b>	GPT-4o	0.78	5,811	0.81
	GPT-5	0.90	5,811	5.50
	Claude 4.5 Sonnet	0.91	5,811	5.49
	Gemini 2.5 Pro	0.89	5,811	10.00
	LLaMA Maverick-17B-instruct	0.73	5,811	0.73
	GPT-OSS-120b	0.80	5,811	4.01
<b>Naïve Full-Context</b>	GPT-4o	0.35	13,631	3.01
	GPT-5	0.68	13,631	18.07
	Claude 4.5 Sonnet	0.55	13,631	9.06
	Gemini 2.5 Pro	0.67	13,631	15.48
	LLaMA Maverick-17B-instruct	0.41	13,631	2.45
	GPT-OSS-120b	0.59	13,631	8.61

*Baselines.*

1. **SpreadsheetLLM** – state-of-the-art configuration using SheetEncoder and SheetCompressor.
2. **Naïve Long-Context** – direct serialization of entire sheets into the prompt, limited only by model context length.

**Results** Table 3 summarizes model performance across all methods.

**Results Analysis** As shown in Table 3, FRTR performs on par with SpreadsheetLLM in overall accuracy across most model families while substantially outperforming the naïve full-context baseline. For high-capacity models such as GPT-5, Claude 4.5 Sonnet, and Gemini 2.5 Pro, FRTR attains accuracies in the 0.84–0.87 range, closely matching SpreadsheetLLM’s 0.89–0.91. Open-weight models follow the same trend, achieving strong relative performance despite having smaller token counts. Importantly, FRTR achieves this parity while using roughly 40–50% fewer tokens than the full-context baseline and maintaining stable latency across models. The retrieval-based design also provides explicit provenance for every reasoning step, enabling interpretability that compression-based systems lack.

**Discussion** Although FRTR does not surpass SpreadsheetLLM in raw accuracy on this single-sheet benchmark, it achieves near-equivalent results while offering stronger efficiency and transparency benefits. It is important to further note that FRTR’s approach considered every sheet in an Excel workbook, while SpreadsheetLLM only compressed and provided the relevant sheet to the LLM. FRTR’s advanced multimodal retrieval-augmented approach focuses on retrieving the minimal evidence needed for reasoning rather than compressing the entire sheet, reducing token consumption and supporting explainable, auditable outputs. These findings indicate that FRTR generalizes effectively even in non-multimodal, single-sheet scenarios where its architectural advantages (cross-sheet retrieval and image reasoning) are not fully utilized. Matching SpreadsheetLLM’s performance under these constrained conditions highlights the robustness of retrieval-augmented reasoning and its potential as a scalable, interpretable alternative to context-compression approaches.

## 6 Conclusion

Large Language Models (LLMs) continue to struggle with reasoning over large-scale, enterprise-grade spreadsheets that contain thousands of rows, multiple linked sheets, and multimodal elements such as charts and receipts. Existing approaches based on single-sheet compression or full-context encoding fail to scale and do not reflect how real users interact with complex analytical workbooks. To address these challenges, we introduced From Rows to Reasoning (FRTR), an advanced, multimodal retrieval-augmented generation framework that decomposes spreadsheets into granular row, column, and block embeddings, employs hybrid lexical–dense retrieval with Reciprocal Rank Fusion (RRF), and integrates multimodal embeddings to reason jointly over numerical and visual content. Alongside this framework, FRTR-Bench provides the first large-scale benchmark for multimodal spreadsheet reasoning, comprising 30 enterprise-grade Excel workbooks spanning nearly four million cells and more than 50 embedded images. We evaluated FRTR using six LLMs, achieving 74% answer accuracy on FRTR-Bench, exceeding prior state-of-the-art approaches by 50%. On the SpreadsheetLLM benchmark, FRTR achieved 87% while reducing token usage by roughly 50% compared to context-compression methods. These results show that retrieval-first architectures enable scalable, interpretable, and efficient spreadsheet reasoning. FRTR gives LLMs the critical ability to reason over massive spreadsheets in domains such as finance, auditing, and healthcare, where verifiability and efficiency are critical. Future work should explore adaptive retrieval, finer multimodal alignment, and agentic spreadsheet manipulation.

## References

1. Abootorabi, M.M., Zobeiri, A., Dehghani, M., Mohammadkhani, M., Mohammadi, B., Ghahroodi, O., Baghshah, M.S., Asgari, E.: Ask in any modality: A comprehensive survey on multimodal retrieval-augmented generation (2025), <https://arxiv.org/abs/2502.08826>
2. Amazon Web Services, Inc.: Amazon titan multimodal embeddings g1 model (2025), <https://docs.aws.amazon.com/bedrock/latest/userguide/titan-multiemb-models.html> (Accessed: 2025-10-25)
3. Borgeaud, S., et al.: Improving language models by retrieving from trillions of tokens. In: ICML (2022)
4. Chen, B., Li, Y., Yang, Z., et al.: Tablellm: Large language models are table reasoners. In: arXiv preprint arXiv:2309.11663 (2023)
5. Cheng, Y., Shao, Z., Li, X., et al.: Table-gpt: Table-tuning large language models for table-based reasoning. In: arXiv preprint arXiv:2307.10991 (2023)
6. Cormack, G.V., Clarke, C.L.A., Buettcher, S.: Reciprocal rank fusion outperforms condorcet and individual rank learning methods. In: SIGIR. pp. 758–759 (2009)
7. Corporation, M.: Relevance scoring in hybrid search using reciprocal rank fusion (rrf) (2025), <https://learn.microsoft.com/en-us/azure/search/hybrid-search-ranking>, accessed: 2025-10-20
8. Deng, X., Chen, W., Suhara, Y., Zhang, Y., Zhang, Y., Tan, W.C.: Omnitab: Pretraining with natural and synthetic data for few-shot table-based question answering. In: ACL (2022)
9. Dong, H., Zhao, J., Tian, Y., Xiong, J., Xia, S., Zhou, M., Lin, Y., Cambronero, J., He, Y., Han, S., Zhang, D.: Spreadsheetllm: Encoding spreadsheets for large language models (2025), <https://arxiv.org/abs/2407.09025>
10. Dong, H., Zhao, J., Tian, Y., Xiong, J., Xia, S., Zhou, M., Lin, Y., Cambronero, J., He, Y., Han, S., Zhang, D.: SpreadsheetLLM: Encoding spreadsheets for large language models — Official Implementation. [https://github.com/kingkillery/Spreadsheet\\_LLM\\_Encoder](https://github.com/kingkillery/Spreadsheet_LLM_Encoder) (2025), gitHub repository; accessed 2025-10-27
11. Drushchak, N., Polyakovska, N., Bautina, M., Semenchenko, T., Koscielecki, J., Sykala, W., Wegrzynowski, M.: Multimodal retrieval-augmented generation: Unified information processing across text, image, table, and video modalities. In: Kriz, R., Murray, K. (eds.) Proceedings of the 1st Workshop on Multimodal Augmented Generation via Multimodal Retrieval (MAGMaR 2025). pp. 59–64. Association for Computational Linguistics, Vienna, Austria (Aug 2025). <https://doi.org/10.18653/v1/2025.magmar-1.5>, <https://aclanthology.org/2025.magmar-1.5/>
12. Frank, K., Gulati, A., Lumer, E., Campagna, S., Subbiah, V.K.: Jackal: A real-world execution-based benchmark evaluating large language models on text-to-jql tasks. arXiv preprint arXiv:2509.23579 (2025), <https://arxiv.org/abs/2509.23579>
13. Gao, Y., Xiong, Y., Gao, X., Jia, K., Pan, J., Bi, Y., Dai, Y., Sun, J., Wang, M., Wang, H.: Retrieval-augmented generation for large language models: A survey (2024), <https://arxiv.org/abs/2312.10997>
14. Hermans, F., Murphy-Hill, E.: Enron’s spreadsheets and related emails: A dataset and analysis. In: Proceedings of the 37th International Conference on Software Engineering. pp. 782–785 (2015)
15. Herzig, J., Nowak, P., Müller, T., Piccinno, F., Eisenschlos, J.: Tapas: Weakly supervised table parsing via pre-training. In: ACL (2020)

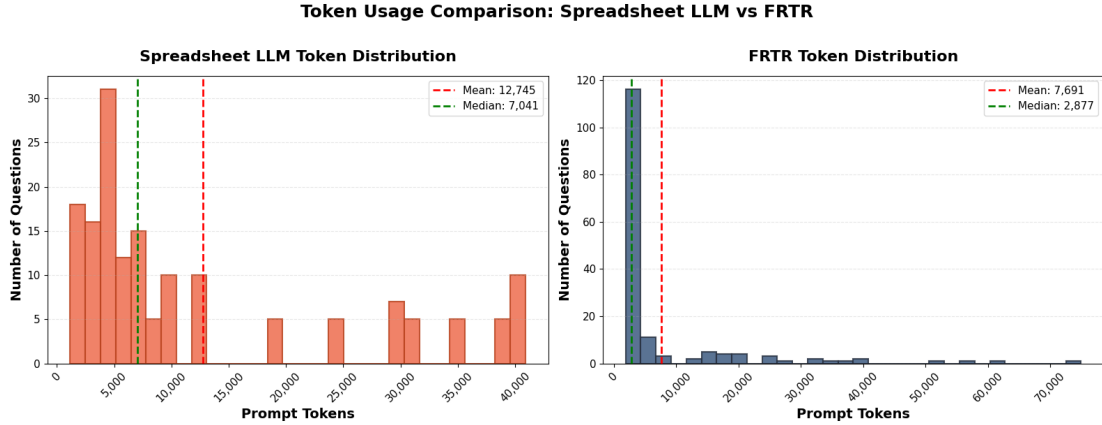
16. Jia, C., et al.: Scaling up visual and vision-language representation learning with noisy text supervision. In: ICML (2021)
17. Kandel, S., Paepcke, A., Hellerstein, J.M., Heer, J.: Enterprise data analysis and visualization: An interview study. *IEEE Transactions on Visualization and Computer Graphics* **18**(12), 2917–2926 (2012)
18. Karpukhin, V., et al.: Dense passage retrieval for open-domain question answering. In: EMNLP (2020)
19. Khattab, O., Zaharia, M.: Colbert: Efficient and effective passage search via contextualized late interaction over bert. In: SIGIR (2020)
20. Kim, M., Park, J., Lee, S.: Spreadsheetbench: Evaluating spreadsheet understanding at scale. In: arXiv preprint arXiv:2402.06577 (2024)
21. Lewis, P., Perez, E., Piktus, A., Petroni, F., Karpukhin, V., Goyal, N., et al.: Retrieval-augmented generation for knowledge-intensive nlp tasks. In: NeurIPS (2020)
22. Lewis, P., Perez, E., Piktus, A., Petroni, F., Karpukhin, V., Goyal, N., Küttler, H., Lewis, M., tau Yih, W., Rocktäschel, T., Riedel, S., Kiela, D.: Retrieval-augmented generation for knowledge-intensive nlp tasks (2021), <https://arxiv.org/abs/2005.11401>
23. Li, J., et al.: Blip-2: Bootstrapping language-image pre-training. arXiv:2301.12597 (2023)
24. Li, S., Chen, S., Wu, Y., Zhang, Y.: Spreadsheetvqa: Visual question answering for spreadsheets. In: arXiv preprint arXiv:2311.06795 (2023)
25. Liu, N.F., Lin, K., Hewitt, J., Paranjape, A., Bevilacqua, M., Petroni, F., Liang, P.: Lost in the middle: How language models use long contexts (2023), <https://arxiv.org/abs/2307.03172>
26. Masry, A., Qiu, C., Gao, P., Wang, Z., Liu, P., et al.: Chartqa: A benchmark for question answering about charts with visual and logical reasoning. In: ACL (2022)
27. Mathew, M., Karatzas, D., Jawahar, C.V.: Docvqa: A dataset for vqa on document images. In: WACV (2021)
28. Mei, L., Mo, S., Yang, Z., Chen, C.: A survey of multimodal retrieval-augmented generation (2025), <https://arxiv.org/abs/2504.08748>
29. Rackauckas, Z.: Rag-fusion: A new take on retrieval augmented generation. *International Journal on Natural Language Computing* **13**(1), 37–47 (Feb 2024). <https://doi.org/10.5121/ijnlc.2024.13103>, <http://dx.doi.org/10.5121/ijnlc.2024.13103>
30. Radford, A., et al.: Learning transferable visual models from natural language supervision. In: ICML (2021)
31. Robertson, S., Zaragoza, H.: The probabilistic relevance framework: Bm25 and beyond. *Foundations and Trends in IR* (2009)
32. Yang, Q., Xu, N., Chen, Y., Dai, J., Xie, Y., Lin, Z.: Tuta: Tree-based transformers for general table structure understanding. In: ACL (2022)
33. Zhang, W., Wang, X., Li, R., et al.: Instructexcel: Instruction-tuned large language models for spreadsheet automation. In: arXiv preprint arXiv:2403.09486 (2024)
34. Zhang, X., Zhang, Y., Xie, W., Li, M., Dai, Z., Long, D., Xie, P., Zhang, M., Li, W., Zhang, M.: Bridging modalities: Improving universal multimodal retrieval by multimodal large language models. In: *Proceedings of the IEEE/CVF Conference on Computer Vision and Pattern Recognition (CVPR)*. pp. 9274–9285 (June 2025)

## Appendix A Experiment 1 - FRTR-Bench Evaluation

**Table 4.** Detailed per-model results on FRTR-Bench grouped by difficulty tier. Times are in seconds; tokens are prompt tokens.

Difficulty	Model	FRTR			SpreadsheetLLM		
		Accuracy	Tokens	Latency (s)	Accuracy	Tokens	Latency (s)
<b>Easy</b>	Gemini 2.5 Pro	<u>0.864</u>	12,088	21.38	0.205	6,673	20.97
	GPT-5	<u>0.864</u>	12,088	13.29	0.227	6,673	14.60
	Sonnet 4.5	<b>0.932</b>	12,088	10.79	0.182	6,673	7.12
	GPT-4o	0.545	12,088	3.97	0.091	6,673	0.89
	LLaMA Maverick-17B	0.750	12,088	2.25	0.205	6,673	0.90
	GPT-OSS-120B	0.545	12,088	5.00	0.000	6,673	7.68
<b>Medium</b>	Gemini 2.5 Pro	0.557	7,235	30.84	0.278	17,483	38.85
	GPT-5	<u>0.646</u>	7,235	16.10	0.114	17,483	20.68
	Sonnet 4.5	<b>0.658</b>	7,235	12.31	0.089	17,483	9.68
	GPT-4o	0.443	7,235	5.08	0.101	17,483	1.33
	LLaMA Maverick-17B	0.443	7,235	2.44	0.245	17,483	1.46
	GPT-OSS-120B	0.468	7,235	6.59	0.148	17,483	9.93
<b>Hard</b>	Gemini 2.5 Pro	<u>0.694</u>	3,318	24.99	0.194	9,173	35.98
	GPT-5	<b>0.722</b>	3,318	16.88	0.250	9,173	16.70
	Sonnet 4.5	0.667	3,318	11.53	0.167	9,173	8.75
	GPT-4o	0.528	3,318	5.17	0.083	9,173	1.02
	LLaMA Maverick-17B	0.583	3,318	2.25	0.222	9,173	0.78
	GPT-OSS-120B	0.556	3,318	4.82	0.083	9,173	7.69

## Appendix B Token Usage Visualization



**Fig. 3.** Visualization of prompt token usage for FRTR and SpreadsheetLLM.

## Appendix C Prompt Template: explain\_prompt

```

You are an Excel formula generator with reasoning capabilities. Based on the question and
spreadsheet data provided, you will return the cell reference or formula AND explain
your reasoning in JSON format.

You will be provided four potential types of chunks: columns, rows, windows of cells, and
embedded images. Just because a chunk is listed below does not mean it contains the
answer.

You will be provided relevant chunks from the spreadsheet. Keep in mind that headers and
values are not separated, particularly for column chunks, so the values you receive
could be part of the headers OR part of the actual table.

Headers could persist beyond the first row, so be careful when interpreting the data.

Instructions:
- Analyze the provided chunks and determine the answer
- Explain which chunks are relevant and why
- Describe your thought process for arriving at the answer
- Return your response as a valid JSON object with two keys: "reasoning" and "answer"

**CRITICAL RULES FOR IMAGES/CHARTS:**
- **IF the question asks about a TREND, PATTERN, or VISUAL INSIGHT from an image/chart:
  DESCRIBE IT IN WORDS, NOT cell references**
- **IF an image shows a chart/graph and the question asks "what is the trend?", "what
  pattern?", "what does it show?": Answer with descriptive text like "increasing trend",
  "declining over time", "peaked in Q3", etc.**
- **NEVER answer trend/pattern questions with cell references like "A5" or "Sheet1!B2"**
- **For images containing specific VALUES (numbers, dates, text): return the actual value
  you see**
- **For images containing VISUAL PATTERNS/TRENDS: describe what you observe in plain
  English**

For text/table chunks: return cell references or Excel formulas as usual
For image chunks with VALUES: return the actual value from the image
For image chunks with TRENDS/PATTERNS: describe the trend in words

- Use proper Excel syntax with column letters and row numbers (only for non-image data)
- Include sheet name if needed (e.g., Sheet1!A5)
- CRITICAL: Return ONLY the raw JSON object - do NOT wrap it in markdown code blocks, do NOT
  use ‘‘json’’ tags, do NOT add any text before or after the JSON
- Your entire response must be parseable by json.loads() in Python

Format your response as a valid JSON object (NO markdown formatting):

{
  "reasoning": "Explain your analysis here - which chunks you examined, what patterns you
    found, and how you determined the answer",
  "answer": "Cell reference or Excel formula only (e.g., A1, B5, SUM(B2:B5))"
}

--- (few-shot examples omitted for brevity) ---

Now analyze the question and data, then return ONLY a valid JSON object with "reasoning" and
"answer" keys:

Here are the relevant chunks from the spreadsheet(s). CONSIDER ALL RELEVANT CHUNKS PROVIDED:
{relevant_chunks}

REMINDER BEFORE ANSWERING:
- If the question asks about a TREND, PATTERN, DIRECTION, or VISUAL OBSERVATION from a
  chart/graph, answer with DESCRIPTIVE WORDS (e.g., "increasing", "declining", "peaked
  in Q3", "fluctuating pattern")
- If the question asks for a SPECIFIC VALUE from data/cells, answer with cell reference or
  formula (e.g., "A5", "SUM(B2:B10)")
- NEVER answer "What is the trend?" with "A5" or a cell reference - trends are described in
  words!

Here is the Question you must answer in json formatting: {task}

```