

## APEX-SWE

Abhi Kottamasu<sup>1^</sup> Akul Datta<sup>1^</sup> Aakash Barthwal<sup>1</sup> Ajay Arun<sup>1</sup>  
 Chirag Mahapatra<sup>1</sup> Adarsh Hiremath<sup>1</sup> Brendan Foody<sup>1</sup> Bertie Vidgen<sup>1\*</sup>  
<sup>1</sup>Mercor <sup>^</sup>Joint first authors

## Abstract

We introduce the AI Productivity Index for Software Engineering (APEX-SWE), a benchmark for assessing whether frontier AI models can execute economically valuable software engineering work. Unlike existing evaluations that focus on narrow, well-defined tasks, APEX-SWE assesses two novel task types that reflect real-world software engineering: (1) **Integration** tasks ( $n = 100$ ), which require constructing end-to-end systems across heterogeneous cloud primitives, business applications, and infrastructure-as-code services, and (2) **Observability** tasks ( $n = 100$ ), which require debugging production failures using telemetry signals such as logs and dashboards, as well as unstructured context. We evaluated eight frontier models for the APEX-SWE leaderboard. Gemini 3 Pro (Thinking=High) performs best, with a Pass@1 score of 25%. Our analysis shows that strong performance is primarily driven by epistemic reasoning, defined as the ability to distinguish between assumptions and verified facts, combined with agency to resolve uncertainty prior to acting. We open-source the APEX-SWE evaluation harness and a dev set ( $n = 50$ ).

## 1 Introduction

AI coding models and assistants have been widely adopted for professional software engineering. Recent industry reports indicate that over 90% of developers now use AI coding assistants, and nearly half of all code at major technology companies is AI-generated (GitHub, 2024). Traditional coding benchmarks have become saturated: GPT-4 has improved from 67% to 90% on HumanEval (Chen et al., 2021) in just two years, and Claude Opus 4.5 achieved 81% on SWE-bench Verified (Anthropic, 2025) in November 2025. However, these metrics present a misleading picture of AI models’ real-

Performance of Models on APEX-SWE Leaderboard

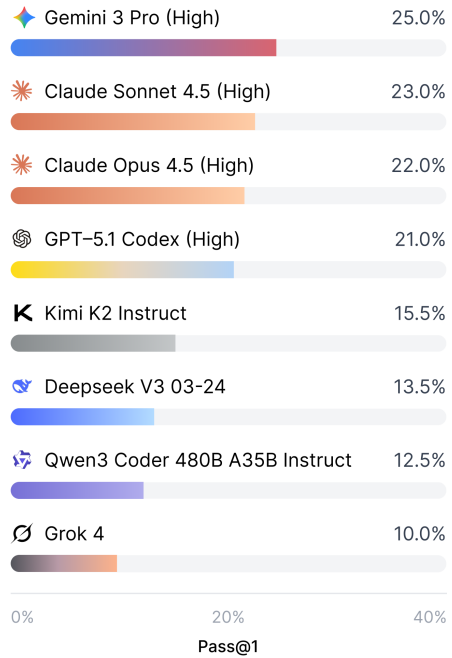


Figure 1: Performance of models on APEX-SWE using Pass@1. Thinking settings are in parentheses.

world coding ability. Professional software engineering extends far beyond writing short functions or patching a single file. Real production environments involve cross-platform integration, infrastructure provisioning, and debugging production failures with incomplete information.

To assess models for real-world software engineering tasks, we present **APEX-SWE**, comprising Integration and Observability task types. We have released an open-source dev set via Hugging Face with a CC-BY license<sup>1</sup> and our grading harness is available open-source on GitHub.<sup>2</sup>

<sup>1</sup><https://huggingface.co/datasets/merc/APEX-SWE>

<sup>2</sup><https://github.com/Mercor-Intelligence/apex-evals>

Email: apex@merc.com

All of the models we evaluated fail to reliably solve the real-world production Software Engineering tasks in APEX-SWE. Gemini 3 Pro (Thinking=High) tops the APEX-SWE leaderboard at 25.0% Pass@1, as shown in Figure 1. Claude Sonnet 4.5 (Thinking=High), Claude Opus 4.5 (Thinking=High), and GPT-5.1 Codex (Thinking=High) follow closely at 23%, 22%, and 21%, respectively.

Model performance is higher on Integration tasks than Observability tasks, as shown in Figure 2, with the top performing model (Gemini 3 Pro in both cases) scoring 35.0% and 15.0%, respectively. Our analysis suggests that, for both task types, when models succeed they demonstrate epistemic reasoning - treating their generated code as a hypothesis that must be tested against the actual system state before being finalized.

**APEX-SWE Integration** ( $n = 100$ ) evaluates a model’s ability to orchestrate end-to-end workflows across heterogeneous services. Models are required to write application code, configure infrastructure, and deploy functioning services. Tasks reflect realistic greenfield engineering workflows, including implementing idempotent payment pipelines, configuring serverless event-driven architectures, and synchronizing data between CRM and ticketing systems. The test stack includes cloud primitives (AWS LocalStack: S3, Lambda, DynamoDB, Kinesis) and production-grade business applications (EspoCRM, Medusa, Zammad, Plane).

**APEX-SWE Observability** ( $n = 100$ ) evaluates a model’s ability to diagnose and remediate real-world production failures. Unlike conventional bug-fix benchmarks, models are not provided with failing unit tests. Instead, they must interrogate production logs (via Grafana/Loki), correlate evidence from developer chat discussions, and trace root causes through the codebase before implementing a fix that resolves the issue without introducing regressions. Each task includes a real GitHub issue from widely adopted programming languages, including Go, TypeScript, Python, Rust, and Java.

## 2 Dataset Overview

The production process for Integration and Observability tasks, as well as our grading process, is shown in Figure 3.

### Model Performance Comparison Integration vs Observability Pass@1

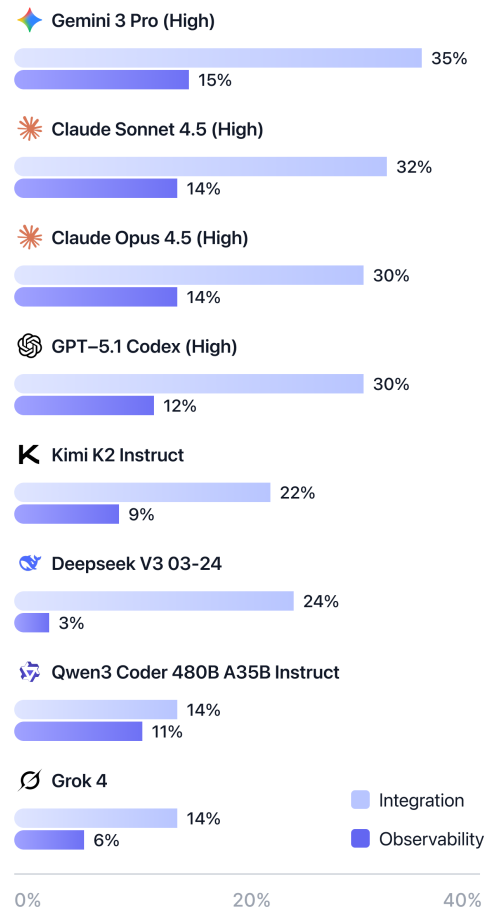
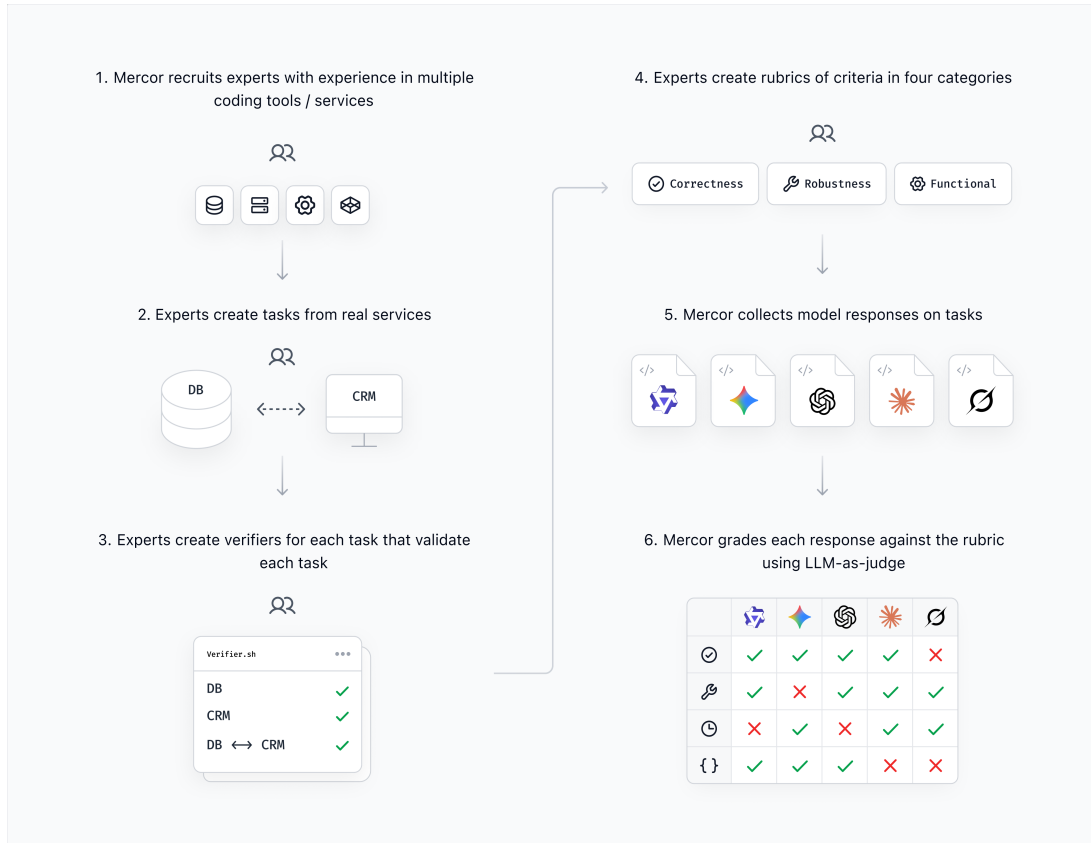


Figure 2: Performance of models on APEX-SWE Observability and APEX-SWE Integration using Pass@1. Thinking settings are in parentheses.

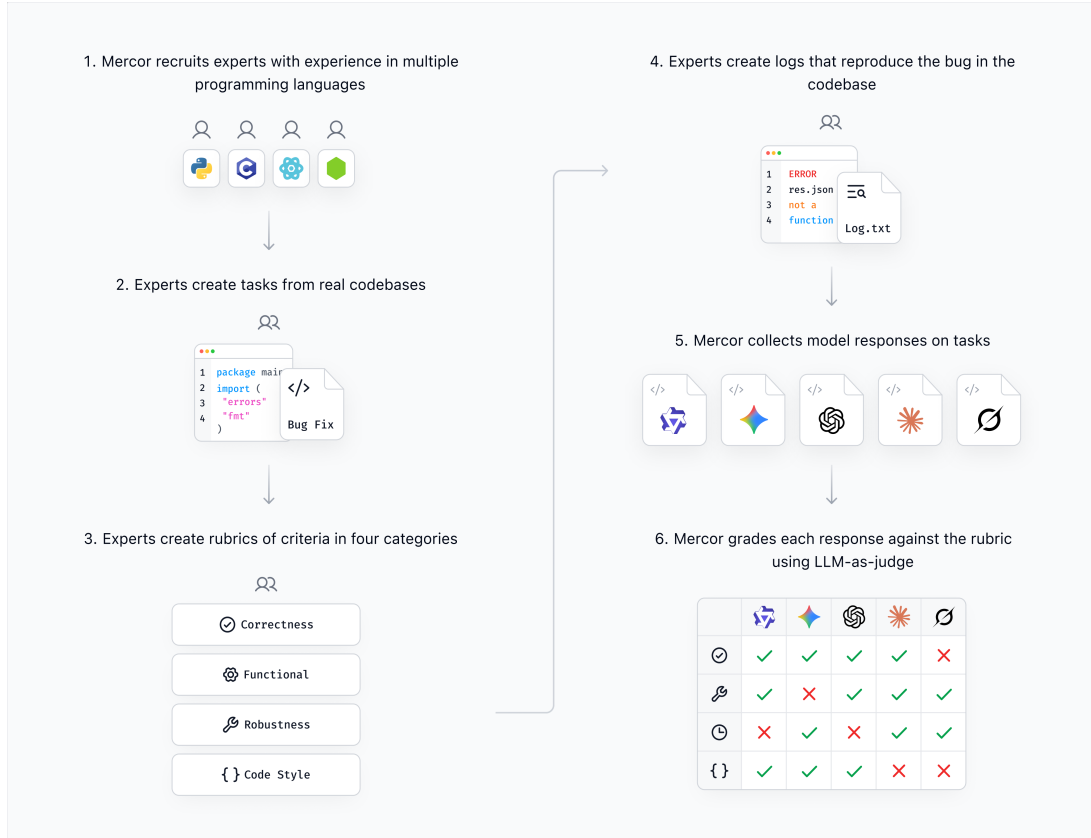
### 2.1 Integration Tasks Data

**Task Environment** All Integration tasks include Plane, as well as six other services: LocalStack (56%), which emulates AWS primitives such as S3, Lambda, DynamoDB, and Kinesis. Business applications include EspoCRM (35%), MailHog (33%) for SMTP testing, Mattermost (32%), Medusa (31%) for e-commerce, and Zammad (26%). Tasks also include an in-memory PostgreSQL database.

**Task Sourcing** Tasks were created by software engineers with 3+ years of experience. Each case underwent a three-stage validation process. First, a check to verify that task prompts align with the source documents provided to the model. Second,



(a) APEX-SWE Integration



(b) APEX-SWE Observability

Figure 3: Production processes for APEX-SWE Integration and APEX-SWE Observability, leveraging Mercor’s platform of experts. The Leaderboard uses Pass@1.

test validation to ensure that the test suite faithfully evaluates the request without being susceptible to reward hacking. Third, create a gold standard output, checking that the human-authored solution passes all tests with a 100% score.

**Authentication & Security** Tasks have authentication schemes to test models’ ability to handle real-world credential management, including Basic Auth for EspoCRM and Zammad, JWT tokens for Medusa, IAM policies and STS credentials for LocalStack, API keys for various webhooks, and PostgreSQL connection strings. Models must read credentials from environment variables rather than hardcoding values, enforcing production-grade security practices.

## 2.2 Observability Tasks Data

**Task Environment** Each task deploys a containerized environment orchestrating five services: a client workspace, Loki and Promtail for log aggregation, Grafana for visualization, and Plane/Mattermost for ticket and chat context. Engineers scripted synthetic logs (500–1,000 lines of normal operation mixed with 10–20 lines of bug symptoms) and chat history to replicate a production failure. The model is provided with a summary of the user issue, an `interface.md` file describing relevant repository functions, and specifications for available Model Context Protocol (MCP) (Anthropic, 2024) tools. Chat data is pulled from public developer discussions about the repo, including GitHub Discussions and Gitter, and GitHub issue data are taken directly from the repo. Observability tasks additionally include several key files: `docker-compose.yaml` and `Dockerfile` for service orchestration and defining containers, a `task.yaml` containing task metadata, a `data/` directory with seed data for all services, a rubric specifying evaluation criteria, and two patches: `test.patch` and `golden.patch`, which contain test fixtures applied at evaluation time and the reference solution for validation respectively.

**Task Sourcing** Tasks are derived from real-world GitHub Issue–PR pairs, sourced from repositories with at least 350 stars. We filtered for complexity, selecting only patches with at least 100 lines of code impacting at least three files. Tasks were also evaluated for test coverage and brittleness, de-

fining as whether tests are implementation-agnostic. Software engineers with 3+ years of experience converted open-source tasks into benchmark tasks, creating prompts that mimic a user report. They also dockerized the repository and generated logs that were validated as relevant to the flagged issue requiring debugging.

**Programming Language** Observability tasks are distributed across five languages: Go (30%), Python (25%), TypeScript (25%), Java (10%), and C++ (10%).

## 3 Experimental Setup

### 3.1 Model selection

We evaluated eight frontier models against APEX–SWE: Claude Opus 4.5 (High), Claude Sonnet 4.5 (High), DeepSeek V3 03-24, Gemini 3 Pro (High), GPT–5.1 Codex (High), Grok 4, Kimi K2 Instruct, and Qwen3 Coder 480B. Thinking settings are set to High where available. In the Appendix, Table 9 describes the model configurations.

Models interact with the environment through a persistent, multi-step loop. The model receives a system prompt containing task instructions and tool definitions. It iterates until it outputs a `<task_complete>` tag or reaches the wall-clock timeout of one hour. Models have access to three categories of tools: Terminal (Bash execution via `/bin/bash` in a persistent tmux session), File Operations (with read/write access to the workspace), and MCP Servers (i.e., direct API access to all running services, such as Loki, Plane, Medusa, via Model Context Protocol).

### 3.2 Leaderboard Evaluation

For the APEX–SWE leaderboard, we assess models’ outputs using Pass@1, defined as the percentage of tasks where the model’s first attempt passes all correctness tests. For Integration tasks, correctness is verified via a `pytest` suite that interacts directly with service APIs. Tests validate executability, side effects (e.g., verifying that an email arrived in MailHog), and negative cases. For Observability tasks, correctness follows a FAIL\_TO\_PASS / PASS\_TO\_PASS methodology inspired by SWE-bench (Jimenez et al., 2024). The harness applies the model’s patch and executes framework-specific

tests (`pytest`, `go test`, `jest`). A task passes only if all pre-identified failing tests transition to passing while existing passes remain as passes. We also report Pass@3 in this paper, assessing whether the model can achieve at least one correct outcome if given three attempts.

### 3.3 Rubric Grading

Beyond Pass@1, APEX-SWE uses rubrics to assess engineering quality. Rubric criteria are not part of the Leaderboard and are shared only as part of our secondary analyses to better understand models’ strengths and weaknesses. They are graded by Gemini 3 Pro as an LM judge (Temperature 0.1, Thinking=High). The judge evaluates the final patch and execution logs against the human-authored rubric criteria. If a model times out, it receives a 0 for Correctness but is still graded against the criteria based on work completed.

**Functional Criteria** Implementation-agnostic behavior requirements (e.g., “Script must not leave zombie processes”).

**Robustness Criteria** Error handling, edge case coverage, and fail-secure behavior.

**Style Criteria (Observability only)** Documentation, organization, and adherence to language-specific conventions.

### 3.4 Qualitative Analyses

To understand models’ performance we provide Failure and Success analyses, qualitatively analyzing models’ responses to the benchmark test cases ( $n = 100$  per domain), supported by LM-powered reviewing tools with extensive human oversight.

Table 1: Performance of models on APEX-SWE Integration ( $n = 100$ ) with Pass@1 and Pass@3.

Model	Pass@1	Pass@3
Claude Opus 4.5 (High)	30.0%	45.0%
Claude Sonnet 4.5 (High)	32.0%	<b>47.0%</b>
DeepSeek V3 03-24	24.0%	39.0%
Gemini 3 Pro (High)	<b>35.0%</b>	43.0%
GPT-5.1 Codex (High)	30.0%	41.0%
Grok 4	14.0%	25.0%
Kimi K2 Instruct	22.0%	33.0%
Qwen3 Coder 480B	14.0%	26.0%

## 4 Results on APEX-SWE Integration

Model performance on the Integration tasks ( $n = 100$ ) is given in Table 1. Gemini 3 Pro leads in single-shot performance with a Pass@1 of 35%, while the Claude family demonstrates higher peak potential, with Sonnet 4.5 and Opus 4.5 achieving the best Pass@3 scores (47% and 45%). GPT-5.1 Codex lags closely behind with 30% Pass@1. DeepSeek V3 03-24 and Kimi K2 are a capable second tier with Pass@1 scores of 24% and 22% respectively, whereas Qwen3 Coder and Grok 4 perform considerably worse at 14%, struggling to manage the long-context dependencies required for complex integration tasks.

### 4.1 Success Analysis for Integration

We qualitatively reviewed the Integration tasks that were successfully executed. We find that success is not determined by raw coding capability; instead, it is driven by epistemic discipline — an agent’s ability to distinguish between assumptions and facts, and its willingness to verify the former before acting. High-performing models often exhibit a three-phase workflow: systematic exploration, explicit specification extraction, and closed-loop verification.

**Problem Space Exploration** Successful agents prioritize building context over taking immediate action, investing early episodes in defining their strategy. Rather than immediately coding, they inspect data structures and query tools. In one task, Claude Opus 4.5 explicitly identified that it needed to retrieve full issue details via MCP before implementing, and executed shell commands to verify input schemas rather than inferring them. This deliberate pause ensures the agent solves for the actual environment state rather than a hallucinated version.

**Task Specification** Once the environment is modeled, successful agents parse unstructured descriptions into lists of hard constraints. They treat resource names and paths as explicit specifications. In one instance, an agent produced a numbered list of requirements (e.g., “Create bucket daily-snapshots-bucket... Key format daily/YYYY-MM-DD/users.csv”) before generating code.



**Verification & Self-Diagnosis** A key feature of successful agents is that they do not accept code generation on its own as evidence of task completion. These agents explicitly verify specifications by mapping outputs back to requirements. For instance, in one task, Claude Opus 4.5 ran `aws -endpoint-url=http://localhost:4566 s3 ls s3://daily-snapshots-bucket/ -recursive` to empirically confirm file existence, then walked through a self-generated checklist to verify that uploads succeeded and cron entries were valid. This self-verification step prevents false positive completion.

## 4.2 Failure Analysis for Integration

We qualitatively reviewed the Integration tasks where the agent did not execute the task. We find that failures stem from three primary causes: incorrect understanding, specification hallucination, and open loop execution. The lowest-performing models (Grok 4, Qwen3 Coder) frequently exhibit these patterns.

**Bad Environment Understanding** Lower performing agents often hallucinate environment state when context retrieval fails. In one task, Grok 4 failed to find project context via MCP and assumed that no workspace existed. Instead of exploring the local filesystem, it spent 10 episodes mocking up an external API architecture, completely ignoring the provided input file. The result was a competent solution to a completely hallucinated problem.

**Specification Hallucination** Lower-performing models incorrectly treat strict constraints as variables to be optimized for semantics. In one task, Qwen3 Coder altered a required bucket name (users-csv-bucket) to a more “logical” variant (terraform-csv-bucket), while Kimi K2 Instruct paraphrased a required ticket title, creating “Test

Ticket - AI Assistant” instead of the exact string “Creating Test Ticket”. These are understanding failures, where the model prioritized generating appropriate variable names rather than strictly following naming conventions.

**Open Loop Execution** The clearest differentiator between success and failure is self-verification. Lower-performing models work in an open loop, assuming that code generation is equivalent to task completion. In one task, Grok 4 set script permissions (`chmod +x`) then immediately signaled completion. Trajectory analysis showed that the script was never executed, and the agent did not create the S3 bucket it was supposed to. In this case, the failure was not due to a lack of knowledge but a process failure: the absence of the testing loop required to turn generated code into working software.

## 4.3 Performance by Integration Service

We analyze model performance by the service used for each task, as shown in Table 2. Models perform significantly better on tasks using well-documented standards like LocalStack (AWS), scoring 28.1% on average, compared with just 17.4% for tasks using domain-specific platforms like Medusa. Performance on LocalStack is likely driven by pattern recall, given the likely prevalence of AWS API documentation in training data. Even weaker models like DeepSeek V3 03-24 (32.1%) and Kimi K2 Instruct (25.0%) can reproduce standard SWE patterns (e.g., creating S3 buckets). In contrast, services like Medusa and EspoCRM require reasoning over deep, nested service-specific hierarchies (e.g., understanding that a Product requires Variants, which require Prices per region). On these tasks, frontier models like Gemini 3 Pro and Claude Sonnet 4.5 maintain strong performance (> 25%) by systematically exploring the environment and inferring dependencies from context. Weaker models

Table 2: Performance of models on APEX-SWE Integration ( $n = 100$ ) with Pass@1, split by the services used for each task. Some tasks involve more than one service.

Service	Mean	Claude Opus 4.5 (High)	Claude Sonnet 4.5 (High)	DeepSeek V3 03-24	Gemini 3 Pro (High)	GPT-5.1 Codex (High)	Grok 4	Kimi K2 Instruct	Qwen3 Coder 480B
LocalStack ( $n = 56$ )	28.1%	30.4%	35.7%	32.1%	41.1%	28.6%	16.1%	25.0%	16.1%
EspoCRM ( $n = 35$ )	17.5%	25.7%	25.7%	20.0%	31.4%	17.1%	0.0%	11.4%	8.6%
MailHog ( $n = 33$ )	19.3%	33.3%	24.2%	15.2%	24.2%	18.2%	6.1%	15.2%	18.2%
Mattermost ( $n = 32$ )	19.5%	31.2%	34.4%	15.6%	31.2%	12.5%	6.2%	18.8%	6.2%
Medusa ( $n = 31$ )	17.4%	35.5%	29.0%	6.5%	32.3%	19.4%	6.5%	6.5%	3.2%
Zammad ( $n = 26$ )	24.0%	30.8%	26.9%	19.2%	30.8%	34.6%	15.4%	23.1%	11.5%

fail ( $< 10\%$ ), not demonstrating the ability to reason through entity relationships that they have not seen before. This allows frontier models to maintain consistent performance regardless of whether the API is familiar (AWS) or novel (Medusa).

#### 4.4 Number of Episodes to Complete Integration Tasks

Models typically use fewer episodes on successful tasks compared with unsuccessful tasks (24.0 vs 32.7), as shown in Table 3. Gemini 3 Pro is the top-performing model based on Pass@1 (35%) and also has the lowest episode count among high-performing models (20.2 avg). Its efficiency stems from an epistemic workflow: focused context gathering (typically 1–2 episodes), immediate implementation, and verification. Despite a competitive 30% Pass@1, GPT–5.1 Codex is much less efficient, using  $3.1\times$  more episodes than Gemini on successful runs. The logs show a pattern of “epistemic anxiety,” as seen by circular verification loops. In one task, GPT–5.1 Codex executed 30+ variations of a search query to exhaustively map the environment before writing code. Even on successful runs, it frequently re-reads files immediately after creating them. Although capable of reasoning, GPT–5.1 Codex lacks the stop conditions required to solve tasks efficiently.

Grok 4 has the lowest episode count (9.48) but also the lowest performance (14%). This speed stems from precrastination, where the model starts executing without verifying context and working iteratively. In one task requiring S3 bucket cleanup, Grok 4 wrongly assumed database context and attempted to open PostgreSQL connec-

tions, completely ignoring the S3 requirements. This shows that speed without comprehension is counter-productive; a minimum floor of context gathering is required for success. The ideal agent is neither the most exhaustive explorer (GPT–5.1 Codex) nor the fastest actor (Grok 4), but one that optimizes the ratio of information gain to action (Gemini 3 Pro).

#### 4.5 Performance on Rubrics for Integration

We evaluated models on Functional criteria (assessing whether the code strictly satisfies the prompt’s requirements and logically solves the core problem) and Robustness criteria (evaluating the solution’s resilience against edge cases, invalid inputs, and scale). We also show scores for Correctness, i.e., the *percentage* of unit tests that the model passes across all tasks. Results are shown in Table 4.

**Correctness Score** Claude Opus 4.5 achieved the highest Correctness score (65.1%) of any model, despite placing third on the leaderboard with Pass@1. This means that it scores a higher percentage on many tasks but, proportionately, scores 100% less often. In contrast, weaker models fail early and produce little valid output – although this also varies across models. For instance, Grok 4 and Qwen3 Coder have the same Pass@1 (14.0%) but Grok 4 achieved a 10 percentage point higher Correctness score.

**Functional Criteria** The top-performing models (Gemini 3 Pro, Claude Sonnet 4.5, and Claude Opus 4.5) achieved functional criteria scores of 84 – 86%, driven largely by their

Table 3: Average number of episodes on APEX–SWE Integration ( $n = 100$ ). Results are shown for all tasks, and split by Successful tasks and Failed tasks.

Model	Num Episodes (All)	Num Episodes (Success)	Num Episodes (Fail)
Claude Opus 4.5 (High)	23.0	23.1	23.0
Claude Sonnet 4.5 (High)	22.0	18.1	24.2
DeepSeek V3 03-24	20.2	17.2	21.7
Gemini 3 Pro (High)	20.2	15.7	22.4
GPT–5.1 Codex (High)	76.8	48.9	90.7
Grok 4	11.7	9.5	12.1
Kimi K2 Instruct	34.4	24.8	37.9
Qwen3 Coder 480B	29.9	24.8	31.8
<b>Average</b>	30.0	24.0	32.7

Table 4: Performance of models on APEX–SWE Integration tasks ( $n = 100$ ) using rubric categories. We report average scores across all runs. Pass@1 is shown for comparison.

Model	Pass@1	Correctness %	Functional %	Robustness %
Claude Opus 4.5 (High)	30.0%	<b>65.1%</b>	84.1%	42.3%
Claude Sonnet 4.5 (High)	32.0%	57.5%	<b>86.3%</b>	<b>52.2%</b>
DeepSeek V3 03-24	24.0%	52.7%	82.4%	40.5%
Gemini 3 Pro (High)	<b>35.0%</b>	58.1%	84.4%	51.8%
GPT-5.1 Codex (High)	30.0%	41.5%	65.3%	37.6%
Grok 4	14.0%	35.5%	76.5%	33.0%
Kimi-K2 Instruct	22.0%	34.8%	75.4%	43.2%
Qwen3 Coder 480B	14.0%	25.2%	56.6%	29.2%

ability to correctly configure service endpoints in containerized environments. DeepSeek also scores highly, with 82.4%. In tasks that involve simulated cloud services, these models correctly identified service names as hostnames (e.g., `http://localstack:4566`). Conversely, weaker models (Grok 4, Qwen3 Coder) performed worse on functional criteria (56 – 76%), frequently failing to find correct service URLs. In one task, Grok 4 consistently attempted to connect via the loop-back address `http://localhost:4566` - valid for local development but problematic in containerized environments that require service-name resolution.

**Robustness Criteria** Claude Sonnet 4.5 is the top-scoring model for robustness, at 52.2%, followed by Gemini 3 Pro (51.8%) and Kimi K2 Instruct (42.3%). Top-performing models consistently used defensive coding, such as try-except blocks and input validation. In contrast, models like Grok 4 and Qwen3 Code assumed happy-path execution that resulted in failures, and robustness scores of just 29 – 33%. In one task, these models implemented critical infrastructure code with zero error handling, leaving the system vulnerable to silent failures or malformed inputs.

Table 5: Performance of models on APEX–SWE Observability ( $n = 100$ ) with Pass@1 and Pass@3.

Model	Pass@1	Pass@3
Claude Opus 4.5 (High)	14.0%	<b>28.0%</b>
Claude Sonnet 4.5 (High)	14.0%	24.0%
DeepSeek V3 03-24	3.0%	7.0%
Gemini 3 Pro (High)	<b>15.0%</b>	25.0%
GPT-5.1 Codex (High)	12.0%	17.0%
Grok 4	6.0%	8.0%
Kimi K2 Instruct	9.0%	15.0%
Qwen3 Coder 480B	11.0%	15.0%

## 5 Results on APEX–SWE Observability

Gemini 3 Pro is the highest performing model on the Observability tasks (shown in Table 5), with a Pass@1 of 15%. Claude Opus 4.5 scores 14% at Pass@1 but demonstrates a higher ceiling, achieving the highest Pass@3 score of 28% (compared to 25% for Gemini 3). Claude Sonnet 4.5 also scores 14% on Pass@1, followed by GPT-5.1 Codex and Qwen3 Coder at 12% and 11%, respectively. Kimi K2, Grok 4, and DeepSeek V3 03-24 each score below 10%, at 9%, 6%, and 3%.

### 5.1 Success Analysis for Observability tasks

Success analysis on APEX–SWE Observability tasks shows similar findings as the Integration tasks, with strong performance also driven by epistemic discipline. However, in this context, such discipline changes from verifying specifications to understanding the state of the system before attempting to repair it.

**Iterative Debugging** High-performing models (Claude Opus 4.5, Gemini 3 Pro) treat log analysis as an iterative debugging loop rather than a retrieval task. They actively manage their context window by progressively filtering noise. In one task, Claude Opus 4.5 ran a broad query, observed the high volume of logs, and then refined the query with `| "ERROR|flush"`, reducing the output from 6,000+ characters to 1,669 characters.

**System Exploration** Successful agents explore the environment reading an average of 10+ files before attempting a fix. In one task, Claude Opus 4.5 read 11 files to trace the full execution path, ultimately patching three separate components (logger, scanner, and tests) to correctly wire a new handler.



## 5.2 Failure Analysis for Observability tasks

**Bad Context Handling** The most common failure mode for lower-performing models like DeepSeek V3 03-24 is to query logs in one shot without filtering. In the same task where Claude Opus 4.5 succeeded, DeepSeek V3 03-24 issued a single, unfiltered query that returned 16,515 characters, immediately triggering a truncated warning. It then ignored the truncation warning, did not refine the query, and patched the files based on incomplete data. Not viewing the relevant error log leading to a hallucinated fix.

**Execution Failure** While some models fail because they cannot fully understand the problem, others fail because they just cannot implement the solution. Grok 4, despite successfully using log filters in 49% of attempts, exhibited a 22.7% code generation error rate - mostly basic indentation and syntax errors. Even when the agent correctly diagnoses the issue, it fails to translate that understanding into valid code. This instability suggests that for lower-tier models, the bottleneck is often basic code hygiene rather than high-level planning.

## 5.3 Performance by Language

We segmented model performance across five languages to isolate how build environments and type systems impact agents' ability to solve Observability tasks. As shown in Table 6, models perform best on Python (33.0%) and Go (20.0%), perform worse on C++ (13.8%) and TypeScript (8.0%), and fail on all Java (0.0%) tasks.

**Python and TypeScript** Python has the most permissive runtime, allowing agents to execute imperfect code and utilize error feedback for iterative self-correction. On the other hand, models perform poorly on TypeScript performance, even though they are generally proficient in TypeScript, because

they fail to adhere to rigid production software constraints like `strictNullChecks`. These compilation barriers prevent execution entirely, blinding the agent to logic errors and inhibiting the epistemic feedback loop required for repairing mistakes.

**C++ and Go** In compiled languages like C++ and Go, failures stem from infrastructure rather than syntax. Agents frequently generate code that violates external build configurations - such as ignoring Go vendoring rules or breaking CMake targets - demonstrating an inability to perceive the underlying dependency graphs that govern compilation in complex environments.

**Java** Java's 0% pass rate is an outlier, driven by the framework rather than the models' lack of ability. All Java tasks utilized Spring WebFlux, a reactive programming framework. Models consistently attempted to solve these tasks using imperative, synchronous patterns (e.g., blocking calls), failing to use the non-linear control flow that Spring WebFlux requires. This suggests that while models can write Java, they struggle to reason about specific architectural paradigms.

## 5.4 Performance on Rubrics for Observability

We evaluated Observability tasks across Functional criteria (satisfying core requirements like log formatting), Robustness criteria (resilience to edge cases), and Style criteria (adherence to conventions). The results highlight a clear distinction between models that merely optimize for task completion and those that engineer resilient systems. We also report the models' score on Correctness, defined as the percentage of unit tests passed. Results are shown in Table 7

**Correctness Score** Claude Opus 4.5 achieved the highest Correctness score (32.1%) of any model, despite placing third on the leaderboard

Table 6: Performance of models on APEX-SWE Observability tasks ( $n = 100$ ), split by programming language.

Language	Mean	Claude Opus 4.5 (High)	Claude Sonnet 4.5 (High)	DeepSeek V3 03-24	Gemini 3 Pro (High)	GPT-5.1 Codex (High)	Grok 4	Kimi K2 Instruct	Qwen3 Codex 480B
Go ( $n = 30$ )	20.0%	50.0%	36.7%	3.3%	33.3%	13.3%	6.7%	6.7%	10.0%
Python ( $n = 25$ )	33.0%	36.0%	36.0%	16.0%	44.0%	36.0%	16.0%	44.0%	36.0%
TypeScript ( $n = 25$ )	8.00%	12.0%	8.0%	4.0%	8.0%	12.0%	4.0%	8.0%	8.0%
C++ ( $n = 10$ )	13.8%	30.0%	20.0%	10.0%	20.0%	10.0%	10.0%	0.0%	10.0%
Java ( $n = 10$ )	0.0%	0.0%	0.0%	0.0%	0.0%	0.0%	0.0%	0.0%	0.0%

Table 7: Performance of models on APEX-SWE Observability tasks ( $n = 100$ ) using rubric categories. We report average scores across all runs. Pass@1 is shown for comparison.

Model	Pass@1	Correctness %	Functional %	Robustness %	Style %
Claude Opus 4.5 (High)	14.0%	<b>32.1%</b>	53.5%	<b>57.3%</b>	<b>60.8%</b>
Claude Sonnet 4.5 (High)	14.0%	29.6%	47.4%	50.7%	54.7%
DeepSeek V3 03-24	3.0%	6.4%	19.9%	23.9%	29.6%
Gemini 3 Pro (High)	<b>15.0%</b>	27.4%	<b>59.2%</b>	56.0%	59.9%
GPT-5.1 Codex (High)	12.0%	22.3%	32.9%	31.3%	30.8%
Grok 4	6.0%	8.7%	40.9%	41.5%	42.0%
Kimi-K2 Instruct	9.0%	11.4%	42.6%	47.5%	49.2%
Qwen3 Coder 480B	11.0%	15.1%	52.8%	50.9%	55.7%

with Pass@1. Consistent with the Integration results, this shows that Claude Opus 4.5 delivers substantial intermediate progress on complex tasks, even when it falls short of the final “pass” signal. Opus 4.5 is also the best performer on Robustness and Style criteria, demonstrating its general coding strengths. GPT-5.1 Codex places fourth on Observability tasks in the leaderboard, measured with Pass@1, but scores disproportionately lower on Functional, Robustness, and Style criteria. Although it often effectively finds happy path solutions that satisfy immediate test conditions, it also sacrifices production standards - such as modularization and graceful error handling - to achieve them.

**Functional Criteria** Gemini 3 Pro achieved the highest Functional criteria scores (59.2%), largely because it reasoned more accurately about the execution environment. Weaker models often hallucinated invalid local configurations such as `localhost` whereas the best-performing models correctly resolved containerized service names (e.g., `http://loki:3100`). Notably, Qwen3 Coder, despite placing 5th with Pass@1, scores 52.8% on the Functional criteria.

**Robustness Criteria** Claude Opus 4.5 performed best (57.3%) on Robustness criteria. Along with Gemini 3 Pro (56.0%) it demonstrated stronger defensive coding practices. In one task, Claude Opus 4.5 added explicit exception handling for parsing errors, a key step for improving robustness. In contrast, models such as DeepSeek V3 03-24 produced large patches with no try-except blocks, leaving the system vulnerable to runtime failures.

**Style Criteria** Style scores largely reflect the other criteria scores: Claude Opus 4.5, Gemini

3 Pro, and Qwen3 Coder perform best, followed by Claude Sonnet 4.5 and Kimi K2 Instruct.

## 6 Comparing the APEX-SWE Leaderboard with APEX-SWE Open Source

We evaluated the eight frontier models in the first release of the APEX-SWE leaderboard against the 50 open-source tasks, which we release as a dev set for training and analysis. We used the exact same methodology for task production and evaluation (Pass@1, Gemini 3 Pro Judge). Results are shown in Table 8.

The rank of models is similar between the two datasets, with Gemini 3 Pro, Claude Sonnet 4.5 and Opus 4.5 remaining in the top 3. Interestingly, Opus 4.5 jumps from third to first (with an 18 percentage point gain) and DeepSeek V3 03-24 joins Sonnet 4.5 and Gemini 3 Pro at 2nd (with a 16.5 percentage point gain). Grok 4 remains the lowest-performing model. Additionally, absolute scores are systematically higher on the OS set. This inflation is due to the significantly smaller sample size ( $n = 25$  versus  $n = 100$ ), where a single successful task has a much larger impact on the final percentage. The larger held-out leaderboard provides a more statistically robust measure of engineering capability.

## 7 Conclusion

The APEX-SWE benchmark demonstrates that state-of-the-art performance in AI software engineering is no longer determined by raw coding capability alone, but by epistemic discipline - the agent’s ability to distinguish between assumptions and facts, and its willingness to verify the former before acting.

Table 8: Performance of models on the APEX-SWE leaderboard ( $n = 200$ ) compared with the open-source APEX-SWE dev set ( $n = 50$ ) using Pass@1.

Model	Benchmark Pass@1	OS Pass@1	Score difference	Rank difference
Claude Opus 4.5 (High)	22.0%	<b>40.0%</b>	+18.0%	3 → 1
Claude Sonnet 4.5 (High)	23.0%	30.0%	+7.0%	2 → 2
DeepSeek V3 03-24	13.5%	30.0%	+16.5%	6 → 2
Gemini 3 Pro (High)	<b>25.0%</b>	30.0%	+5.0%	1 → 2
GPT-5.1 Codex (High)	21.0%	26.0%	+5.0%	4 → 5
Grok 4	10.0%	10.0%	+0.0%	8 → 8
Kimi K2 Instruct	15.5%	22.0%	+6.5%	5 → 7
Qwen3 Coder 480B	12.5%	26.0%	+13.5%	7 → 6

In the context of Integration tasks, epistemic discipline appears as architectural precision. The highest-performing models (Gemini 3 Pro, Claude Sonnet 4.5) extract explicit specifications for tasks, anchor implementations on non-negotiable constraints, and perform closed-loop verification. In the context of Observability tasks, epistemic discipline manifests itself in diagnostic agency. Models like Claude Opus 4.5 treat log analysis as an iterative search problem, filtering noise and mapping system dependencies before attempting repairs.

APEX-SWE shows that the skills required to architect systems are distinct from those required to debug them. For both Integration and Observability, there is substantial room for models to improve, with the best system (Gemini 3 Pro) scoring 25% at Pass@1, closely followed by Sonnet 4.5 and Opus 4.5. Ultimately, our findings suggest that the future progress of AI Software Engineering will depend less on training models to write better code, and more on teaching agents to emulate the rigorous engineering process: extracting strict specifications, iteratively debugging their own mental models, and refusing to declare success until empirical reality aligns with their intended design.

## 8 Related Work

**Unit-Level Code Generation** Benchmarks such as HumanEval (Chen et al., 2021) and MBPP (Austin et al., 2021) evaluate standalone function generation, but they are now largely saturated, with frontier models exceeding 90% Pass@1. Extensions include HumanEval Pro (Yu et al., 2024) for self-invoking tasks, MultiPL-E (Cassano et al., 2023) for multilingual coverage, and LiveCodeBench (Jain et al., 2024) for contamination-resistant evaluation. Still, unit-level tasks differ

fundamentally from real engineering work, which requires navigating existing codebases and debugging complex system interactions.

**Repository-Level Code Generation** SWE-bench measures model performance on real GitHub issues that require multi-file patches. However, Wang et al. (Wang et al., 2025) found that 7.8% of “passing” patches failed developers’ actual test suites, and Yu et al. (Yu et al., 2025) showed that enhanced testing can significantly shift model rankings. SWE-bench Verified (OpenAI, 2025) adds human verification, while SWE-bench Pro (Deng et al., 2025) targets similar structured but harder tasks. Nonetheless, these benchmarks remain limited to single-repository bug fixing and exclude observability, infrastructure, and cross-service integration.

**Tool Orchestration and Function Calling** ComplexFuncBench (Zhong et al., 2025) evaluates multi-step function calling across booking-domain APIs. MSC-Bench (Dong et al., 2025) provides a large-scale evaluation of tool orchestration within MCP ecosystems, covering 491 servers and a five-level curriculum ranging from simple retrieval to cross-server planning. BFCL v2 (Mao et al., 2024) and ToolHop (Ye et al., 2025) offer additional perspectives. These benchmarks excel at measuring tool selection and coordination, but they stop short of evaluating infrastructure implementation. Tasks focus on calling APIs correctly rather than building production systems that persist data, deploy serverless functions, or implement full end-to-end business logic.

**Domain-Specific Integration** CRMArena (Huang et al., 2025) evaluates CRM workflows,

where agents achieve below 65% success rates. ELT-Bench (Jin et al., 2025) measures data pipeline construction, with the best agent correctly generating only 3.9% of data models. OSWorld (Xie et al., 2024) examines multimodal agents performing open-ended computer tasks across operating systems, and TheAgentCompany (Xu et al., 2025) simulates a software company environment with about 30% autonomous task completion. These benchmarks focus on domain-specific expertise rather than the heterogeneous, cross-platform integration that characterizes real-world production engineering.

## 9 Acknowledgments

We thank Shubham Badgujar, Mayank Bharati, Ratul Dawar, Sumit Jain, Rakshit Mandloi, Shyok Mutsuddi, Akshat Saini, and Gaurish Sood for their help on the evaluation harness and executing the evaluations. We also thank Faiz Siddiqi, Debnil Sur, and Sarah Yun for their work on the development of the task shape. Finally, we thank the engineers from the Mercor marketplace, as well as Pranav Aggarwal, David Bai, Marco Burstein, Anurag Gupta, Priyanshu Gupta, Felix Huang, Surya Krishnapillai, Pranav Mehta, Srini Rajagopal, Prabal Sonakiya, and Gordon Su for their valuable contributions in generating the tasks. We used LLMs to assist with drafting and refinement.

## References

- Anthropic. 2024. Introducing the model context protocol. <https://www.anthropic.com/news/model-context-protocol>. Accessed: 2025-11-04.
- Anthropic. 2025. Introducing claude opus 4.5. <https://www.anthropic.com/news/claude-opus-4-5>. Accessed: 2025-01-XX.
- Jacob Austin, Augustus Odena, Maxwell Nye, Maarten Bosma, Henryk Michalewski, David Dohan, Ellen Jiang, Carrie Cai, Michael Terry, Quoc Le, et al. 2021. [Program synthesis with large language models](#). *arXiv preprint arXiv:2108.07732*.
- Federico Cassano, John Gouwar, Daniel Nguyen, Sydney Nguyen, Luna Phipps-Costin, Donald Pinckney, Ming-Ho Yee, Yangtian Zi, Carolyn Jane Anderson, Molly Q Feldman, et al. 2023. [Multipl-e: A scalable and polyglot approach to benchmarking neural code generation](#). *IEEE Transactions on Software Engineering*.
- Mark Chen, Jerry Tworek, Heewoo Jun, Qiming Yuan, Henrique Ponde de Oliveira Pinto, Jared Kaplan, Harri Edwards, Yuri Burda, Nicholas Joseph, Greg Brockman, et al. 2021. [Evaluating large language models trained on code](#). *arXiv preprint arXiv:2107.03374*.
- Xiang Deng, Jeff Da, Edwin Pan, Yannis Yiming He, Charles Ide, Kanak Garg, Niklas Lauffer, Andrew Park, Nitin Pasari, Chetan Rane, Karmini Sampath, Maya Krishnan, Srivatsa Kundurthy, Sean Hendryx, Zifan Wang, Vijay Bharadwaj, Jeff Holm, Raja Aluri, Chen Bo Calvin Zhang, Noah Jacobson, Bing Liu, and Brad Kenstler. 2025. [Swe-bench pro: Can ai agents solve long-horizon software engineering tasks?](#)
- Jia-Kai Dong, I-Wei Huang, Chun-Tin Wu, and Yi-Tien Tsai. 2025. [Msc-bench: A rigorous benchmark for multi-server tool orchestration](#). *arXiv preprint arXiv:2510.19423*.
- GitHub. 2024. The state of ai in software development. GitHub Blog. Industry report on AI adoption in software development.
- Kung-Hsiang Huang, Akhila Prabhakar, Sanyam Dhawan, Yixin Mao, Haotian Wang, Silvio Savarese, Caiming Xiong, Philippe Laban, and Chien-Sheng Wu. 2025. [Crmarena: Understanding the capacity of llm agents to perform professional crm tasks in realistic environments](#). *arXiv preprint arXiv:2411.02305*.
- Naman Jain, King Han, Alex Gu, Wen-Ding Li, Fan-jia Yan, Tianjun Zhang, Sida Wang, Armando Solar-Lezama, Koushik Sen, and Ion Stoica. 2024. [Live-codebench: Holistic and contamination free evaluation of large language models for code](#). *arXiv preprint arXiv:2403.07974*.
- Carlos E Jimenez, John Yang, Alexander Wettig, Shunyu Yao, Kexin Pei, Ofir Press, and Karthik Narasimhan. 2024. [Swe-bench: Can language models resolve real-world github issues?](#) In *The Twelfth International Conference on Learning Representations*.
- Tianyi Jin, Yiming Zhu, and Daniel Kang. 2025. [Elt-bench: An end-to-end benchmark for evaluating ai agents on elt pipelines](#). *arXiv preprint arXiv:2504.04808*.
- Fanjia Mao et al. 2024. Berkeley function-calling leaderboard. *arXiv preprint*. BFCL v2.
- Zhiwei Wang, Yuchen Liu, Xin Ma, Dawn Song, and Xiangyu Zhang. 2025. [Are “solved issues” in swe-bench really solved correctly? an empirical study](#). *arXiv preprint arXiv:2505.20411*.
- Tianbao Xie, Danyang Zhang, Jixuan Chen, Xiaochuan Li, Siheng Zhao, Ruisheng Cao, Toh Jing Hua, Zhoujun Cheng, Dongchan Shin, Fangyu Lei, Yitao Liu, Yiheng Xu, Shuyan Zhou, Silvio Savarese, Caiming Xiong, Victor Zhong, and Tao Yu. 2024. [Osworld: Benchmarking multimodal agents for open-ended tasks in real computer environments](#). *arXiv preprint arXiv:2404.07972*.
- Frank F Xu, Yufan Song, Boxuan Li, Yuxuan Tang, Kri-tanjali Jain, Mengxue Bao, Zora Z Wang, Xuhui Zhou, Zhitong Guo, Murong Cao, Mingyu Yang, Hao-Yu Lu,

Amaad Martin, Zhewei Su, Leander Maben, Raj Mehta, Wenye Chi, Lawrence Jang, Yiqing Xie, Shuyan Zhou, and Graham Neubig. 2025. [Theagentcompany: Benchmarking llm agents on consequential real world tasks](#). *arXiv preprint arXiv:2412.14161*.

Jiixin Ye et al. 2025. Toolhop: A query-driven benchmark for evaluating multi-hop tool use. *arXiv preprint*.

Shangwen Yu, Yuchen Liu, Zhiwei Wang, Dawn Song, and Xiangyu Zhang. 2025. [Utboost: Augmenting automated test cases for real-world python projects](#). *arXiv preprint arXiv:2504.21798*.

Zhaojian Yu, Yilun Gao, Arjun Palepu, Lingyao Zhang, Yan Huang, Hao Sun, Shunyu Yao, and Karthik Narasimhan. 2024. [Humaneval pro and mbpp pro: Evaluating large language models on self-invoking code generation](#). *arXiv preprint arXiv:2412.21199*.

Lucen Zhong, Zhengxiao Du, Xiaohan Zhang, Haiyi Hu, and Jie Tang. 2025. [Complexfuncbench: Exploring multi-step and constrained function calling under long-context scenario](#). *arXiv preprint arXiv:2501.10132*.

## A Model details

All models are called via LiteLLM with retry logic (exponential backoff) and a maximum of three attempts per request. Model details are described in Table 9.

Table 9: Information about the models tested on APEX-SWE.

Model	Provider	Context Window (tokens)	Max Output	Thinking
Claude Opus 4.5	Anthropic	1,000,000	32,000	High
Claude Sonnet 4.5	Anthropic	1,000,000	32,000	High
DeepSeek V3 03-24	DeepSeek AI	128,000	32,000	NA
Gemini 3 Pro	Google	1,000,000	32,000	High
GPT-5.1 Codex	OpenAI	272,000	32,000	High
Grok 4	xAI	256,000	32,000	NA
Kimi K2 Instruct	Moonshot AI	128,000	32,000	NA
Qwen3 Coder 480B A35B Instruct	Alibaba	256,000	32,000	NA