

Integrating APK Image and Text Data for Enhanced Threat Detection: A Multimodal Deep Learning Approach to Android Malware

Md Mashrur Arifin
Department of Computer Science
Boise State University
Boise, ID, USA
mdmashrurarifin@u.boisestate.edu

Maqsudur Rahman
Department of Computer Science
Boise State University
Boise, ID, USA
maqsudurrahman@u.boisestate.edu

Nasir U. Eisty
Department of EECS
The University of Tennessee
Knoxville, TN, USA
neisty@utk.edu

Abstract—As zero-day Android malware attacks grow more sophisticated, recent research highlights the effectiveness of using image-based representations of malware bytecode to detect previously unseen threats. However, existing studies often overlook how image type and resolution affect detection and ignore valuable textual data in Android Application Packages (APKs), such as permissions and metadata, limiting their ability to fully capture malicious behavior. The integration of multimodality, which combines image and text data, has gained momentum as a promising approach to address these limitations. This paper proposes a multimodal deep learning framework integrating APK images and textual features to enhance Android malware detection. We systematically evaluate various image types and resolutions across different Convolutional Neural Networks (CNN) architectures, including VGG, ResNet-152, MobileNet, DenseNet, EfficientNet-B4, and use LLaMA-2, a large language model, to extract and annotate textual features for improved analysis. The findings demonstrate that RGB images at higher resolutions (e.g., 256x256, 512x512) achieve superior classification performance, while the multimodal integration of image and text using the CLIP model reveals limited potential. Overall, this research highlights the importance of systematically evaluating image attributes and integrating multimodal data to develop effective malware detection for Android systems.

Index Terms—Android Malware, Multimodal Deep Learning, Textual Analysis, Malware Detection.

I. INTRODUCTION

Malware targeting the Android ecosystem is becoming increasingly common, highlighting the urgent need for robust security measures to protect users and sensitive data [1]. This threat extends beyond individual users to governments and corporations [2] since sophisticated zero-day malware is evolving at an alarming pace. Malware detection conventionally relies on static or dynamic analysis, and is often vulnerable to obfuscation techniques, which let intruders conceal the real purpose of their programs [3]. This limitation has increased the demand for developing strategies that go beyond traditional techniques and offer novel perspectives on threat identification.

The investigation of image-based deep learning methods for malware detection has gained momentum in recent years [4]. When viewed as images, APK files highlight specific structural and pattern-based traits that separate dangerous applications

from the safe ones. Though promising, this method is still early-stage. Detection performance heavily depends on image attributes like RGB or grayscale, and the optimal image characteristics remain unclear. Specifically, the effectiveness of different types of images, such as RGB and grayscale images, and their respective resolutions (e.g., 128x128, 256x256, and 512x512) has not been comprehensively evaluated. This lack of clarity hinders the development of robust image-based malware detection systems, as varying image formats and resolutions can substantially impact model performance.

Moreover, deep learning models only depends upon image based technique often ignore the valuable insights that may be obtained from textual elements found in the manifest files, permissions, and metadata of APKs. The integration of textual data extracted from APK files with image data through multimodal models presents a promising avenue for enhancing malware detection capabilities. While several studies have leveraged language models for textual analysis [5], the synergistic potential of combining image and text modalities remains underexplored. Therefore, empirical investigations are needed to assess whether this integration truly enhances or detracts from malware detection accuracy. To investigate this gap, we formulate two research questions:

- RQ1:** How do different image processing techniques and resolutions (e.g., RGB vs. grayscale) impact the effectiveness of distinguishing between benign and malicious Android applications?
- RQ2:** How does integrating image and textual data in a multimodal framework affect the performance of Android malware detection systems?

We developed and evaluated a novel prompt-based multimodal approach that integrates both image and text data, offering key insights and practical recommendations for detecting malicious Android applications. Our main contributions are:

- Analyzed RGB and Greyscale images at three resolutions (e.g., 128x128, 256x256, 512x512) for Android malware detection, using eight CNN architectures to identify the optimal image attributes. Our results show that RGB im-

ages with 256x256 or 512x512 resolutions have balanced accuracy and computational efficiency.

- Developed a novel framework combining APK images and prompt-generated text annotations, integrating image and text features using the CLIP model. However, CLIP did not outperform standalone image-based models, with ResNet proving more effective overall.
- Provided a limited multimodal dataset comprising diverse attributed images and their corresponding textual annotations, supporting the ongoing enhancement of this dataset.

II. RELATED WORKS

Image-Based Malware Detection. An early study introduced the MADRF-CNN model, which converted DEX files into RGB images and achieved 96.9% identification accuracy [6], while another study also reported high detection rates using CNNs on color images without relying on textual data [7]. These studies have shown the effectiveness of CNN-based models for detecting Android malware by converting APK files into images, but they often overlook a systematic evaluation of how image variations like color format and resolution affect detection accuracy.

Text-Based Malware Detection. Textual features such as permissions, API calls, and system logs have proven valuable for malware detection, with models such as HYDRA achieving over 99% accuracy by combining these elements with image features [8], and hybrid models using GRU and DBN also showing strong performance [9]. While text-based approaches are effective, they often miss visually distinct patterns that image-based analysis can identify, underscoring the importance of integrating textual and visual data for comprehensive malware detection.

Multimodal Approaches Integrating Image and Text Data. Multimodal approaches combine text and image data and promise to improve malware detection [10]. Ullah et al. [11] reached 99.27% accuracy by integrating image features with control flow graph-based API analysis. Zhang et al. [12] achieved 98.9% detection on encrypted traffic using CNNs and deep forest classifiers. These methods enhance detection accuracy and resilience to obfuscation by fusing visual and semantic features. The literature highlights the need to evaluate image attributes in CNNs and combine text and image-based methods for detecting advanced Android malware. This observation supports our study of using multimodal data to improve detection performance and address challenges like obfuscation and resource constraints.

III. RESEARCH APPROACH

A. Data Collection

We collected data on malware and benign APKs from two dataset sources: CIC-AndMal2017 [13] and CICMalDroid 2020 [14]. The collected malware includes Adware, Scareware, Banking, and Smsmalware, alongside benign APKs. In total, we collect 4303 malware APKs and 4039 benign APKs.

B. Investigation for Finding the Effective Image Attributes

To find the answer for **RQ1**, we start by transforming APK Files into two image representations, such as grayscale and RGB, as shown in Fig. 1. Both image representations were produced at several resolutions: 128x128, 256x256, and 512x512 pixels. Upon completion of the image conversions, we conducted a performance study by training and testing eight CNN models [15]. The examined models were VGG-16, VGG-19 [16], ResNet-50, 101, 152 [17], MobileNet-V2 [18], DenseNet-169 [19], and EfficientNet-B4 [20]. Each model has unique advantages. VGG models are simple and function as benchmarks, while ResNet models identify complex patterns via deep architectures. MobileNet-V2 is a lightweight and efficient model, ideal for resource-limited settings, whereas DenseNet169 demonstrates superior feature reuse and efficiency. EfficientNet-B4 optimizes accuracy while minimizing computing expense. Collectively, these models provide a comprehensive evaluation of accuracy, efficiency, and scalability, guaranteeing reliable outcomes across various image resolutions and computing contexts. The CNN architectures were trained on the produced image datasets to evaluate their capacity to distinguish between benign and malicious APKs.

To assess model performance, we used metrics such as accuracy, precision, recall, F1-score, and area under the ROC curve (AUC-ROC). These measures offered significant insights into the classification efficacy of each model and enabled us to assess its resilience in identifying diverse malware variants.

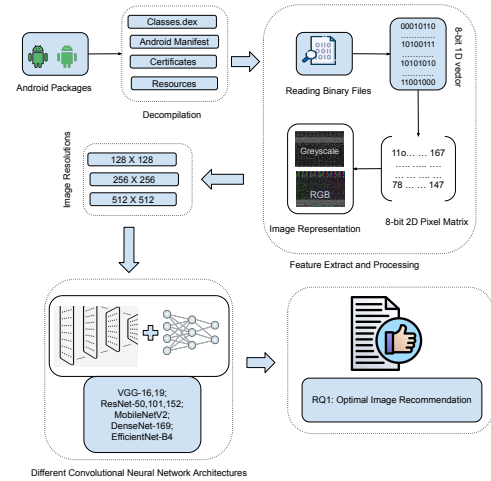


Fig. 1. Investigation for finding the effective Image attributes

C. Investigation for Multimodal Approach

To answer **RQ2**, we start extracting text from APKs (as shown in Fig. 2), with a special focus on permissions, resources, and the manifest.xml file. These collected texts form the foundation for designing prompts highlighting essential features relevant to malware and benignware identification. The prompts are further analyzed by a Large Language Model (LLM), Llama 2, which examines the features of

retrieved text as either malicious or benign according to the input prompts [21]. This annotation technique enhances the dataset by offering contextual insights into application behavior. After the text annotation, we provide multimodal data by integrating the annotated text with images generated from the APKs in the preceding step. The resultant multimodal dataset includes textual and visual data, providing a more comprehensive foundation for our research. Subsequently, we assess this multimodal data using the CLIP model [22], which has been utilized as a nearly zero-shot operation to classify the integrated characteristics of text and images. We used assessment measures, including accuracy, precision, recall, F1-score, and area under the ROC curve (AUC-ROC), to evaluate the multimodal models' performance relative to the other CNN architectures and Quantum Neural Networks.

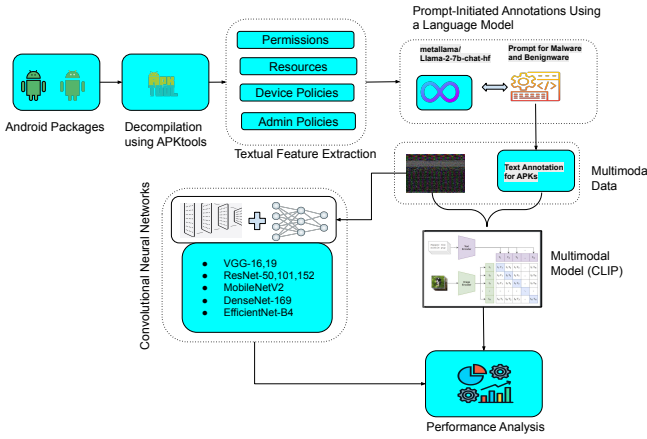


Fig. 2. Investigation for Multimodal Approach

IV. EXPERIMENTS AND RESULTS

A. RQ1 - Assessing the Optimal Image Representations for Android Malware Detection

1) **Procedure:** We built six sets (three resolutions across two types) of image representations extracted from APKs. Images are standardized to a consistent resolution to maintain uniformity. During the experiment, each dataset is divided into training, validation, and testing subsets, with 80% allocated for training and the remaining parts designated for validation and testing. We used all the sets of data for 8 CNN-based pre-trained deep learning models (VGG-16, VGG-19, ResNet-50, 101, 152, MobileNet-V2, DenseNet-169, and EfficientNet-B4) to assess their capacity to categorize Android files as benign or malicious. Models are trained with a batch size of 32 for a maximum of 20 epochs, using early stopping (patience = 5) if validation performance fails to improve after five consecutive epochs. This training approach tracks the model performance improvement and reduces overfitting. The Adam optimizer reduces the loss function while learning the optimum model weights. Training is performed using a GPU, enhancing computational speed and minimizing training duration.

2) **Results:** As shown in Table I, for Model VGG-16, the Grayscale 128x128 configuration proved to be the most successful, with 58% accuracy, an F1-score of 0.55, and a ROC AUC of 0.768. The effectiveness of lower grayscale inputs was shown by the reduction in performance and misclassification problems caused by higher resolutions and RGB combinations. However, for Model VGG-19, the 256x256 RGB arrangement performed the best with a ROC AUC of 0.773. This design successfully balanced computational cost and performance, even though accuracy, precision, and recall scores were comparable among configurations. The suggested resolution is 256x256 RGB since higher resolutions, such as 512x512, did not provide noticeable improvements, because of noise or overfitting. The 128x128 grayscale resolution worked better for VGG-16 because the grayscale format removed unnecessary complexity, and the simplified model was able to learn important features well without overfitting to noise. The 256x256 RGB resolution for VGG-19 offered an adequate compromise between color information and detail, allowing a more complex model to capture subtler features and enhance performance without the overfitting or computational load that comes with larger resolutions.

In case of ResNet-50, RGB images of 512x512 resolution yielded the highest results, with 96% accuracy and a ROC AUC of 0.9906. The RGB 256x256 setup, on the other hand, was an effective substitute as it provided good performance (96% accuracy, 0.9992 ROC AUC) with less processing overhead. In general, grayscale setups performed worse, particularly at higher resolutions. For Model ResNet-101, RGB images consistently performed better than grayscale images with ResNet-101 at all resolutions. The best option was the 512x512 RGB arrangement, which had the greatest accuracy (97%), precision (97%), and ROC AUC (0.9919). The 256x256 RGB configuration was a good choice for situations with limited resources since it produced results that were equivalent while requiring less processing power. For ResNet-152, the RGB 512x512 setup produced the greatest results, with a ROC AUC of 0.992 and 96% accuracy. While grayscale choices performed similarly, they were slightly behind RGB.

MobileNetV2 performed well in both RGB and grayscale settings, reaching a 96% accuracy peak for 512x512 images. The RGB 512x512 configuration is the recommended option for maximum accuracy since it has the greatest ROC AUC of 0.9903. The 256x256 resolution provided a good compromise between reduced computational cost and little performance deterioration. For the DenseNet-169 Model, the accuracy ranged from 94% to 96%, demonstrating its resilience across setups. Although it needed more processing power, the 512x512 RGB setup produced the best results. With a ROC AUC of 0.9882 and 96% accuracy, the 256x256 RGB configuration offered a balanced approach that can be ideal for real-world uses. For EfficientNet-B4, with 512x512 RGB inputs, performed very well at higher resolutions, with 97% accuracy. At 256x256 resolution, grayscale setups worked well because they provided a compromise between computing efficiency and accuracy. While 256x256 is a resource-conscious option, the 512x512

TABLE I
COMPARATIVE CLASSIFICATION RESULTS ACROSS VARIOUS CNN ARCHITECTURES

Model	Configuration	Resolution	Accuracy	Precision	Recall	F1-Score	ROC AUC
VGG-16	Grayscale	128x128	58%	0.64	0.59	0.55	0.768
		256x256	52%	0.26	0.50	0.34	0.50
		512x512	52%	0.26	0.50	0.34	0.50
	RGB	128x128	52%	0.26	0.50	0.34	0.50
		256x256	51%	0.26	0.50	0.34	0.50
		512x512	48%	0.24	0.50	0.33	0.50
VGG-19	Greyscale	128x128	51%	0.26	0.50	0.34	0.50
		256x256	52%	0.26	0.50	0.34	0.50
		512x512	52%	0.26	0.50	0.34	0.50
	RGB	128x128	52%	0.26	0.50	0.34	0.50
		256x256	51%	0.26	0.50	0.34	0.773
		512x512	48%	0.24	0.50	0.33	0.50
ResNet50	Grayscale	128x128	94%	0.94	0.94	0.94	0.9798
		256x256	95%	0.95	0.95	0.95	0.9897
		512x512	93%	0.93	0.93	0.93	0.9799
	RGB	128x128	95%	0.95	0.95	0.95	0.9859
		256x256	96%	0.96	0.96	0.96	0.9902
		512x512	96%	0.96	0.96	0.96	0.9906
ResNet101	Greyscale	128x128	0.95	0.95	0.95	0.95	0.9854
		256x256	0.94	0.94	0.94	0.94	0.9865
		512x512	0.94	0.94	0.94	0.94	0.9845
	RGB	128x128	0.95	0.95	0.95	0.95	0.9861
		256x256	0.96	0.96	0.96	0.96	0.9889
		512x512	0.97	0.97	0.97	0.97	0.9919
ResNet152	Grayscale	128x128	94%	0.94	0.94	0.94	0.9780
		256x256	96%	0.96	0.96	0.96	0.9910
		512x512	95%	0.95	0.95	0.95	0.9870
	RGB	128x128	95%	0.95	0.95	0.95	0.9870
		256x256	96%	0.96	0.96	0.96	0.9890
		512x512	96%	0.96	0.96	0.96	0.9920
MobileNetV2	Grayscale	128x128	95%	0.95	0.95	0.95	0.9767
		256x256	95%	0.95	0.95	0.95	0.9860
		512x512	96%	0.96	0.96	0.96	0.9898
	RGB	128x128	94%	0.94	0.94	0.94	0.9822
		256x256	95%	0.95	0.95	0.95	0.9885
		512x512	96%	0.96	0.96	0.96	0.9903
DenseNet169	Greyscale	128x128	94%	0.96	0.91	0.94	0.9756
		256x256	94%	0.96	0.91	0.94	0.9756
		512x512	95%	0.95	0.95	0.95	0.9895
	RGB	128x128	95%	0.97	0.91	0.94	0.9861
		256x256	96%	0.96	0.96	0.96	0.9882
		512x512	95%	0.95	0.95	0.95	0.9871
EfficientNet-B4	Grayscale	128x128	94%	0.94	0.93	0.94	0.9777
		256x256	97%	0.97	0.97	0.97	0.9924
		512x512	96%	0.96	0.96	0.96	0.9932
	RGB	128x128	95%	0.95	0.94	0.95	0.9853
		256x256	96%	0.97	0.95	0.96	0.9950
		512x512	97%	0.98	0.97	0.97	0.9949

RGB configuration is advised for optimal performance.

Overall, Models such as ResNet-50, ResNet-101, and ResNet-152 performed best with 512x512 RGB resolution because it enabled these deeper architectures to fully utilize the increased detail and color information, resulting in higher accuracy and ROC AUC scores, although at the expense of a higher computational cost. However, the 256x256 RGB configuration often offered similar results with less processing cost, ideal for those looking for a compromise between performance and computational cost.

B. RQ2 - Evaluating Multimodal Performance for Android Malware Detection

This experiment consists of two tasks: prompt design and training & evaluating the CLIP multimodal model.

1) *Procedure 1 – Prompt Design*: To annotate the APK images, we designed a prompt-based summarization method that utilizes the extracted text from the APKs to identify characteristics indicative of both malicious and benign behavior. To generate concise summaries against the two distinct designed prompts (each for malicious and benign), we utilized

the extracted text, the LLaMA-2 language model [23], and its tokenizer. The whole process was implemented in three simple steps, i.e, tokenizing the input within certain bounds, providing an instructive and focused prompt, and creating answers using the pre-trained model with regulated parameters for output variety. In generating this annotation, we explicitly queried regarding the permissions, strings of the application operation, and the presence/absence of malicious signs in our designed prompts. We manually conducted qualitative and quantitative evaluations of the generated texts to confirm their validity. This thorough assessment made sure the summaries were accurate and realistically applicable to the analysis of APK texts (shown in Fig. 3 and Fig 4).

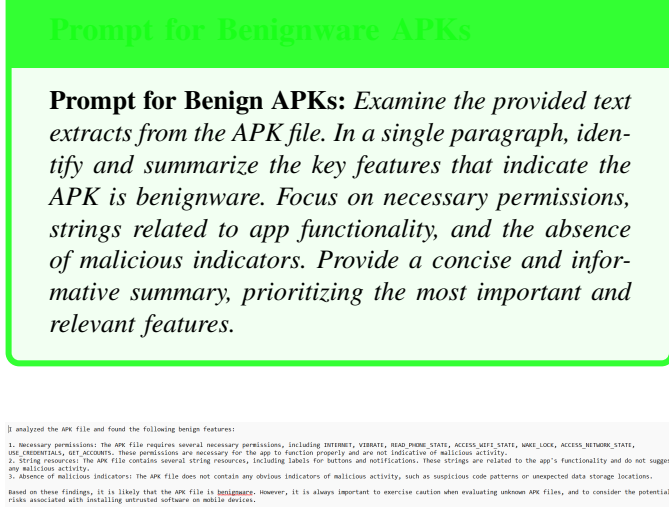


Fig. 3. Prompt Response for Benign APK

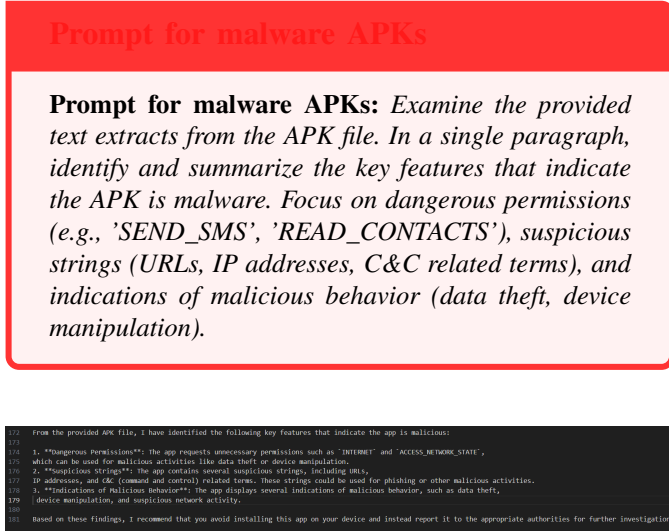


Fig. 4. Prompt Response for malware APK

2) Procedure 2 – Multimodal Model Training and Evaluation: We started this process by initializing the Hugging Face Transformers library's CLIP model and processor [24]. Since the model has already been trained on a variety of datasets,

we did not fine-tune for our experiment. After that, we concentrated on data preparation by importing images from a specified multimodal format together with the text descriptions (we used a limited 34 images and 34 text annotation data). We analyzed the images using the PIL library, and we received text descriptions from .txt files that correspond to the image names. For Malware and Benignware, we separated the data into two separate datasets, which we merged into a single list of images, text, and labels for further processing.

We used the CLIP processor to preprocess each image-text combination before making predictions. Tokenizing the text and preparing the inputs for model compatibility are part of this stage. We ran the processed inputs through the CLIP model to calculate similarity scores (logits) between the textual and visual inputs. We determined the probabilities for each category by applying a softmax function to the logits, and we chose the category with the greatest probability to be the predicted label. Throughout this procedure, we observed the predicted categories and the associated real labels for subsequent analysis.

3) Results: The CLIP model performed comparatively poorly on the classification challenge. In a binary classification job, the model's accuracy of 0.50 means that half of the data were correctly identified, which is the same as random guessing. The model properly classified half of the samples as Benignware, with a precision of 0.50 for Benignware. The accuracy fell to 0.00 for malware, however, suggesting that the algorithm was unable to accurately detect any malware samples. The model correctly detected all genuine Benignware cases, achieving a flawless recall score of 1.00 for Benignware. However, the malware recall was 0.00, indicating that no malware samples were detected by the model. The F1-score, which weighs recall and accuracy, was 0.00 for malware and 0.67 for benignware. The model performed unevenly in the two classes, as seen by the accuracy, recall, and F1-score macro averages of 0.25, 0.50, and 0.33, respectively. Because the distribution of classes was balanced, the weighted averages of these measures were comparable. This observation implies that the model could not be a good fit for this classification job without large multimodal data, more refinement, or changes.

V. DISCUSSIONS

A. RQ1 - Effective Image Attributes

Diverse image processing approaches significantly affect Android malware detection. RGB setups, especially at 512x512 resolution, offer superior feature representation and accuracy with models, such as EfficientNet-B4 and ResNet-101/152. Grayscale is suitable for resource-constrained scenarios, working well with models such as VGG-16 and MobileNetV2. While high resolutions improve accuracy and ROC AUC, 256x256 balances performance and efficiency, as shown by DenseNet-169 and ResNet-152. Lower resolutions, such as 128x128, suit limited-resource environments, particularly with VGG-16. Ultimately, image processing choices should match task requirements. We provided a model-wise recommendation, which is shown in Table II.

TABLE II
RECOMMENDED OPTIMAL IMAGE CONFIGURATIONS FOR ANDROID MALWARE CLASSIFICATION MODELS

Model	Optimal Image Set	Accuracy (%)	ROC AUC	Comments
VGG-16	Grayscale, 128x128	58	0.768	Offers simplicity and efficiency with relatively balanced performance across all classes.
VGG-19	RGB, 256x256	77.3	0.773	Optimal resolution and configuration for discriminative performance, avoiding overfitting or noise.
ResNet-50	RGB, 512x512	96	0.9906	Achieves peak performance; RGB 256x256 is a more computationally efficient alternative.
ResNet-101	RGB, 512x512	97	0.9919	Superior performance at high resolutions; 256x256 provides a computationally efficient option.
ResNet-152	RGB, 512x512	96	0.992	High accuracy and ROC AUC at 512x512; 256x256 offers a balanced trade-off for efficiency.
DenseNet-169	RGB, 256x256	96	0.9882	Best balance between computational efficiency and accuracy.
MobileNetV2	RGB/Grayscale, 512x512	96	0.9903	Performs equally well in grayscale and RGB at higher resolutions.
EfficientNet-B4	RGB, 512x512 (Best), Grayscale 256x256	97	0.990+	RGB outperforms grayscale; 512x512 is best for accuracy, while 256x256 grayscale is more efficient.

B. RQ2 - Multimodal Performance

The CLIP model, combining image and text, achieves 50% accuracy but struggles to detect Malware effectively. In contrast, image-only models like ResNet152 deliver higher accuracy and better classification performance, as shown in Table III. Given the limited dataset of 34 images and 34 texts, the multimodal approach of CLIP does not offer advantages over optimized image-only models. These results suggest that, under data-constrained conditions, models like ResNet152 remain more effective for Android malware detection.

TABLE III
COMPARATIVE CLASSIFICATION RESULTS FOR CLIP MODEL

Model	Accuracy	Precision	Recall	F1-Score
CLIP	0.50	0.25	0.50	0.33
VGG16	0.43	0.21	0.50	0.30
VGG19	0.48	0.56	0.53	0.43
QNN	0.38	0.17	0.38	0.24
ResNet50	0.48	0.72	0.54	0.39
ResNet101	0.62	0.64	0.64	0.62
ResNet152	0.71	0.71	0.71	0.71

VI. FUTURE WORK

We have outlined the research gaps and limitations to guide future research directions:

- **Expand Multimodal Datasets:** Future research should focus on integrating larger and more diverse multimodal datasets (images and text) for Android malware detection. The current study found that the CLIP model, which combines visual and textual inputs, performed suboptimally due to the limited dataset.
- **Enhance CLIP with Data Variety:** Improving the CLIP model's effectiveness may involve expanding the dataset to include a broader range of malware types, application descriptions, and images. This could strengthen the model's ability to exploit the connections between textual and visual features.
- **Explore Advanced Multimodal Techniques:** Investigating non zero-shot approaches such as attention mecha-

nisms or advanced fusion methods like ViLT (Vision-and-Language Transformer) and VisualBERT could improve the model's focus on key features from both modalities, potentially boosting classification accuracy.

- **Optimize Image-Based Models:** Given the strong performance of ResNet-based models using image data, future work could focus on refining these architectures. This includes exploring deeper or hybrid networks and leveraging advanced transfer learning strategies.
- **Evaluate in Real-World Settings:** It is crucial to test these models on large-scale, real-world datasets to assess their scalability, robustness, and effectiveness in detecting diverse malware threats across different environments and platforms.

VII. LIMITATIONS

High-resolution images (e.g., 512x512) and complex models (e.g., ResNet-152, EfficientNet-B4) may be impractical in resource-constrained environments, requiring a trade-off between accuracy and efficiency. The multimodal approach was tested on a limited dataset (34 images and texts), which may not reflect the full diversity of Android malware. A larger, more representative dataset could improve reliability and performance.

Class imbalance in the dataset may bias the model toward the majority class, reducing its ability to detect minority cases. Techniques like data augmentation or oversampling are necessary to address this. Additionally, limited training data increases the risk of overfitting, highlighting the need for robust regularization and cross-validation. While standard metrics (accuracy, precision, recall, F1, ROC-AUC) were used, they may not fully capture model performance in dynamic, real-world malware scenarios.

VIII. CONCLUSION

This study evaluated various image types and resolutions for Android malware detection, finding that high-resolution RGB images combined with models like ResNet-152 and EfficientNet-B4 yield strong performance. We also proposed a multimodal approach using image and text data, with textual

features annotated via LLaMA-2. While the CLIP-based model showed promise, it struggled with small datasets, underscoring the need for larger, more diverse data. Future work should focus on improved data integration, advanced fusion methods, and broader datasets to enhance real-world applicability and detection accuracy.

IX. DATA AVAILABILITY

The data and materials related to this paper are available at the following link:

<https://figshare.com/s/18cb4f07f98d1e6e27ce>

REFERENCES

- [1] M. A. A. Qureshi, A. M. Gill, and M. Sadaf, "Apk insight: Revolutionizing forensic analysis with a user-friendly approach," in *2024 International Conference on Engineering & Computing Technologies (ICECT)*. IEEE, 2024, pp. 1–6.
- [2] A. F. Abdul Kadir, A. Habibi Lashkari, and M. Daghmehchi Firoozjaei, "Mobile application security," in *Understanding Cybersecurity on Smartphones: Challenges, Strategies, and Trends*. Springer, 2024, pp. 89–101.
- [3] S. Siddiqui and T. A. Khan, "An overview of techniques for obfuscated android malware detection," *SN Computer Science*, vol. 5, no. 4, p. 328, 2024.
- [4] Y. Liu, H. Fan, J. Zhao, J. Zhang, and X. Yin, "Efficient and generalized image-based cnn algorithm for multi-class malware detection," *IEEE Access*, 2024.
- [5] W. Zhao, J. Wu, and Z. Meng, "Apppoet: Large language model based android malware detection via multi-view prompt engineering," *Expert Systems with Applications*, vol. 262, p. 125546, 2025.
- [6] H. Zhu, H. Wei, L. Wang, Z. Xu, and V. S. Sheng, "An effective end-to-end android malware detection method," *Expert Systems with Applications*, vol. 218, p. 119593, 2023.
- [7] D. Vasan, M. Alazab, S. Wassan, H. Naeem, B. Safaei, and Q. Zheng, "Imcfn: Image-based malware classification using fine-tuned convolutional neural network architecture," *Computer Networks*, vol. 171, p. 107138, 2020.
- [8] D. Gibert, C. Mateu, and J. Planes, "Hydra: A multimodal deep learning framework for malware classification," *Computers & Security*, vol. 95, p. 101873, 2020.
- [9] T. Lu, Y. Du, L. Ouyang, Q. Chen, and X. Wang, "Android malware detection based on a hybrid deep learning model," *Security and Communication Networks*, vol. 2020, no. 1, p. 8863617, 2020.
- [10] T. Kim, B. Kang, M. Rho, S. Sezer, and E. G. Im, "A multimodal deep learning method for android malware detection using various features," *IEEE Transactions on Information Forensics and Security*, vol. 14, no. 3, pp. 773–788, 2019.
- [11] F. Ullah, G. Srivastava, and S. Ullah, "A malware detection system using a hybrid approach of multi-heads attention-based control flow traces and image visualization," *Journal of Cloud Computing*, vol. 11, no. 1, p. 75, 2022.
- [12] X. Zhang, J. Wang, J. Xu, and C. Gu, "Detection of android malware based on deep forest and feature enhancement," *IEEE Access*, vol. 11, pp. 29 344–29 359, 2023.
- [13] M. Kumar and S. Kumar, "Explainable classification model for android malware analysis using api and permission-based features," *Computers, Materials & Continua*, vol. 76, no. 3, pp. 4265–4284, 2023.
- [14] M. Alzahrani, S. Shamsuddin, and N. A. Samsudin, "Detection of android malware using tree-based ensemble stacking model," in *2022 International Conference on Artificial Intelligence (ICAI)*. IEEE, 2022, pp. 1–6.
- [15] H. H. Feng, W. Liu, and D. Huang, "Cnn-based android malware detection," in *2018 IEEE International Conference on Artificial Intelligence and Data Processing (IDAP)*. IEEE, 2018, pp. 1–4.
- [16] K. Simonyan and A. Zisserman, "Very deep convolutional networks for large-scale image recognition," *arXiv preprint arXiv:1409.1556*, 2014.
- [17] K. He, X. Zhang, S. Ren, and J. Sun, "Deep residual learning for image recognition," in *Proceedings of the IEEE conference on computer vision and pattern recognition*, 2016, pp. 770–778.
- [18] A. G. Howard, M. Zhu, B. Chen, D. Kalenichenko, W. Wang, T. Weyand, M. Andreetto, and H. Adam, "Mobilenets: Efficient convolutional neural networks for mobile vision applications," *arXiv preprint arXiv:1704.04861*, 2017.
- [19] G. Huang, Z. Liu, L. Van Der Maaten, and K. Q. Weinberger, "Densely connected convolutional networks," in *Proceedings of the IEEE conference on computer vision and pattern recognition*, 2017, pp. 4700–4708.
- [20] M. Tan and Q. Le, "Efficientnet: Rethinking model scaling for convolutional neural networks," in *International conference on machine learning*. PMLR, 2019, pp. 6105–6114.
- [21] "Detecting android malware: A multimodal fusion method with fine-grained feature," *Information Fusion*, vol. 114, p. 102662, 2025. [Online]. Available: <https://www.sciencedirect.com/science/article/pii/S1566253524004408>
- [22] T. Kelley and E. Furey, "Getting prepared for the next botnet attack : Detecting algorithmically generated domains in botnet command and control," in *2018 29th Irish Signals and Systems Conference (ISSC)*, 2018, pp. 1–6.
- [23] H. Touvron, L. Martin, K. Stone, P. Albert, A. Almahairi, Y. Babaei, N. Bashlykov, S. Batra, P. Bhargava, S. Bhosale *et al.*, "Llama 2: Open foundation and fine-tuned chat models," *arXiv preprint arXiv:2307.09288*, 2023.
- [24] "CLIP — huggingface.co," https://huggingface.co/docs/transformers/en/model_doc/clip, [Accessed 23-05-2025].