

# SITA: Learning Speaker-Invariant and Tone-Aware Speech Representations for Low-Resource Tonal Languages

Tianyi Xu<sup>1,\*</sup> Xuan Ouyang<sup>1,\*</sup> Binwei Yao<sup>1</sup> Shoua Xiong<sup>2</sup>  
Sara Misurelli<sup>3</sup> Maichou Lor<sup>2</sup> Junjie Hu<sup>1,✉</sup>

<sup>1</sup>Department of Computer Sciences <sup>2</sup>School of Nursing <sup>3</sup>Department of Otolaryngology  
University of Wisconsin–Madison, Madison, WI, USA

\*Equal contribution

✉Corresponding author

## Abstract

Tonal low-resource languages are widely spoken yet remain underserved by modern speech technology. A key challenge is learning representations that are robust to nuisance variation such as gender while remaining tone-aware for different lexical meanings. To address this, we propose **SITA**, a lightweight adaptation recipe that enforces **Speaker-Invariance** and **Tone-Awareness** for pretrained wav2vec-style encoders. SITA uses staged multi-objective training: (i) a cross-gender contrastive objective encourages lexical consistency across speakers, while a tone-repulsive loss prevents tone collapse by explicitly separating same-word different-tone realizations; and (ii) an auxiliary Connectionist Temporal Classification (CTC)-based ASR objective with distillation stabilizes recognition-relevant structure. We evaluate primarily on Hmong, a highly tonal and severely under-resourced language where off-the-shelf multilingual encoders fail to represent. On a curated Hmong word corpus, SITA improves cross-gender lexical retrieval accuracy, while maintaining usable ASR accuracy relative to a ASR-adapted XLS-R teacher. We further observe similar gains when transferring the same recipe to Mandarin, suggesting SITA is a general, plug-in approach for adapting multilingual speech encoders to tonal languages.<sup>1</sup>

## 1 Introduction

Tonal languages pose a core challenge for speech representation learning. Models must be sensitive to lexical tone, which encodes meaning, while remaining robust to nuisance variation such as speaker identity and recording conditions (Shen et al., 2024; Besacier et al., 2014). Although over half of the world’s languages are tonal, they remain underrepresented in speech resources, with scarce labels and strong speaker imbalance (Besacier et al., 2014; Singh and Foong, 2012). As a

<sup>1</sup>Code and models: <https://github.com/tianyi0216/SITA>

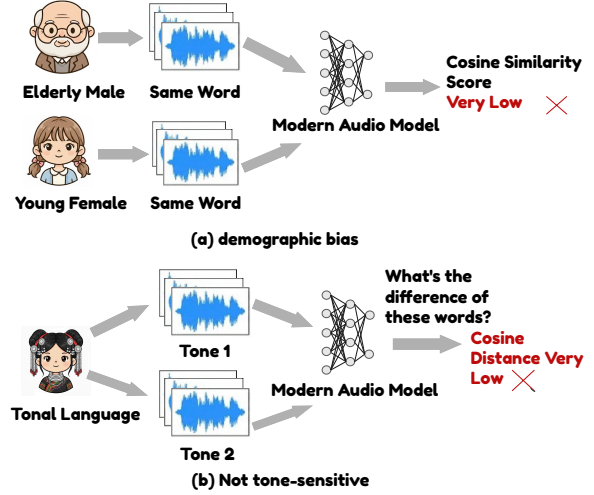


Figure 1: Two failure modes of speech embedding collapse: (1) demographic bias, where embeddings of the same word spoken by different speakers are insufficiently similar; and (2) not tone-sensitive, where embeddings of the same base word carrying different tones are not meaningfully distinguishable.

result, we observe a key failure mode, *tonal speech embedding collapse* (Feng et al., 2024; Meng et al., 2018a; Jiang et al., 2022; Jing et al., 2021) where different tones of same base word become overly similar. In Hmong, for example, words sharing the same segmental content (a.k.a., base word) but carrying different tones (e.g., “liab” and “lias”) encode different meanings and should be separated in representation space (see Appendix B.1). In practice, *speaker-invariant pairs*, the same word spoken by different speakers, and *tone-variant pairs*, the same base word with different tones, overlap in embedding space, degrading retrieval by undermining both speaker invariance and tone awareness (Figure 1). For low-resource tonal languages like Hmong, generic fine-tuning of multilingual speech encoders is brittle and prone to exploiting speaker cues (Garellek and Esposito, 2023; Lewis and Yang, 2012). Downstream ASR further complicates this trade-off: phone level consistency can weaken tonal contrast, while stronger tone separa-

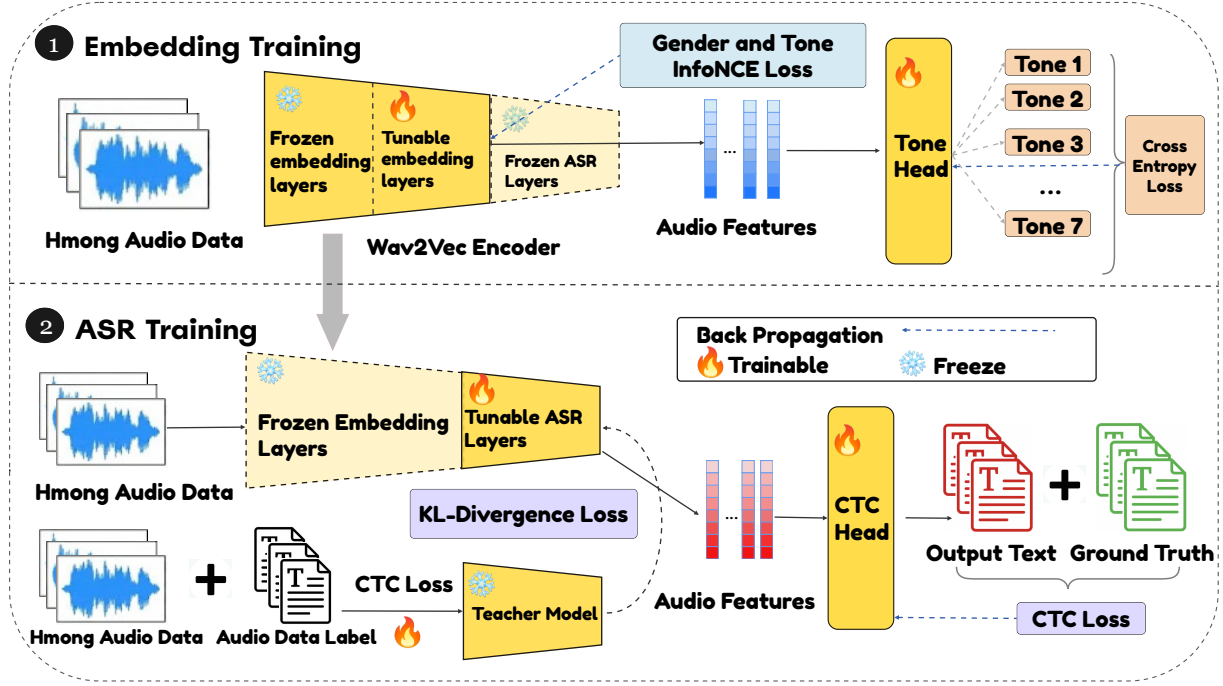


Figure 2: SITA in Two Stages. Stage 1: Speaker-invariant and Tone-sensitive Representation Learning. Stage 2: CTC Fine-tuning with Knowledge Distillation.

tion can destabilize decoding (Shen et al., 2024).

To address this, we propose **SITA**, a **Speaker-Invariant yet Tone-Aware** representation learning approach in two stages. As shown in Figure 2, Stage 1 learns mid-layer embeddings with cross-speaker contrastive learning and explicit tone repulsion for same-base different tone pairs (Meng et al., 2018a). Stage 2 fine-tunes the remaining upper layers with CTC and ASR distillation to preserve recognition utility (Tian et al., 2022; Huang et al., 2018). We perform lightweight adaptation by freezing lower layers and updating only upper blocks (Vanderreydt et al., 2023; Inoue et al., 2024).

We evaluate SITA on three tasks: 1) cross-speaker word retrieval (Kamper et al., 2015; Carlin et al., 2011) assesses invariance to speaker variation; 2) tone discrimination and embedding geometry evaluates whether lexical tones are encoded in a predictable and separable manner; 3) ASR (Morris et al., 2004) verifies that the representations remain usable for downstream recognition. Off-the-shelf multilingual encoders perform poorly on retrieval and can degrade further under naive adaptation in this low-resource setting (Chen et al., 2022b). In contrast, our parameter-efficient lightweight adaptation substantially improves retrieval, achieving an average Top-1 of 0.611, and reduces tone collapse by increasing hard-negative cosine distance from about 0.01 – 0.08 to 0.675 while preserving within-tone similarity at 0.80. Stage 2 preserves recogni-

tion utility while maintaining strong speaker invariance and tone awareness. Our contributions are:

- We identify tonal speech embedding collapse as a key low-resource failure mode, highlighting the invariance–awareness tension.
- We propose SITA, a staged adaptation method combining contrastive and tonal supervision with ASR distillation to learn speaker-invariant yet tone-aware representations.
- We validate SITA with extensive experiments on Hmong, including unseen-speaker generalization and transfer to Mandarin.

## 2 Hmong Audio Dataset

In this work, we focus on learning representations for Hmong, a low-resource tonal language, with the goal of improving performance on downstream tasks such as the Word Recognition Testing (WRT) (Lor et al., 2022). As Hmong is a low-resource language, we collect our own dataset and perform data augmentation for our method SITA (§3).

### 2.1 Data Collection

Hmong speech data is collected from an ongoing Hmong WRT study with adult native speakers, collected under a standardized recording protocol with informed consent and approved institutional review board (IRB). In the testing, participants read and

recorded four curated word lists that included all seven lexical tones for each word, totaling 1,400 words per participant. Speakers are instructed to produce each word in a natural voice with 3 second pause between consecutive words to ease segmentation. Appendix B.2 shows the full dataset statistics.

## 2.2 Data Preprocessing

All recordings are converted to single-channel audio at a fixed sampling rate and peak-normalized. We segment word-level clips using silence-based VAD (Sharma et al., 2022) that leverages the protocol-mandated pauses, and align segments to canonical lexical forms via session metadata and list order. The final dataset consists of clean word-level segments with lexical labels, tone annotations, and speaker metadata (including gender), which we use for both representation learning objectives and ASR training. Our segmentation and alignment pipeline is implemented in our preprocessing toolkit and will be released with our codebase.

## 2.3 Data Augmentation

To reduce overfitting to speaker-specific acoustics and improve robustness, we apply two complementary strategies to augment the dataset.

**Lexical-Preserving Acoustic Perturbations.** In training, we apply lightweight waveform perturbations, including additive noise, time stretching, pitch shifting, and gain jitter (Ko et al., 2015). To preserve lexical meaning in a tonal language, pitch shifting is excluded when computing tone-related objectives and during ASR training. These perturbations maintain lexical labels while increasing channel and prosodic variability, benefiting both contrastive learning and ASR.

**Voice Conversion for Speaker Diversification.** To increase speaker diversity for each lexical item, we generate cross-speaker variants using a content-preserving, text-free one-shot voice conversion model (FreeVC) (Li et al., 2022). The converted audio serves as an additional view of the same word token with a different speaker identity, encouraging speaker-invariant yet tone-sensitive representations. Voice conversion is applied only to the training set, with the conversion pool restricted to three speakers that appear exclusively in the training split.

## 3 Method

We introduce SITA, a two-stage adaptation recipe designed to learn speaker-invariant yet tone-aware

speech representations from a pretrained multilingual speech encoder and retrain its recognition capability for ASR tasks (Figure 2).

### 3.1 Problem Definition

Let  $\mathcal{D} = \{(x_i, y_i, t_i, g_i)\}_{i=1}^M$  be a word-level tonal speech dataset, where  $x_i$  is a waveform segment containing a single spoken token,  $y_i \in \mathcal{Y}$  is its corresponding text transcript,  $t_i \in \{1, \dots, T\}$  is its tone label, and  $g_i \in \mathcal{G}$  is a demographic attribute (e.g., gender, age). Given a pretrained multilingual speech model  $f_{\theta_0}$ , we modularize the bottom  $L$  layers as the speech embedding layers and the upper layers above layer  $L$  as the ASR layers. That is, we can obtain the  $\ell_2$ -normalized embeddings  $z_i = f_{\theta}(x_i; L)$  at layer  $L$ , and forward  $z_i$  through the remaining layers to perform ASR:  $p_{\theta}(y_i|x_i)$ .

Our goal is two-fold. First, we aim to learn adapted parameters  $\theta$  that produce speech representations  $z_i$  satisfying two requirements: (i) **speaker invariance**—Embeddings of tokens sharing the same lexical item should be invariant to demographic shift (i.e.,  $z_i \approx z_j$  if  $y_i = y_j, g_i \neq g_j$ ), and (ii) **tone awareness**—Lexical pairs that differ only by tone (same base word, different tones) should remain well separated in the embedding space (i.e.,  $z_i \not\approx z_j$  if  $\text{base}(x_i) = \text{base}(x_j), t_i \neq t_j$ ). We quantify embedding similarity by cosine similarity, i.e.,  $\text{sim}(\mathbf{u}, \mathbf{v}) = \mathbf{u}^\top \mathbf{v}$ , and embedding distance by  $1 - \text{sim}(\mathbf{u}, \mathbf{v})$ . Second, the representation must retain recognition-friendly structure for ASR tasks.

### 3.2 SITA

SITA consists of two stages: Stage 1 learns a tone-structured embedding space using two complementary loss terms; Stage 2 restores recognition capability for ASR via CTC fine-tuning, optionally regularized by knowledge distillation (KD).

#### Stage 1: Speech Representation Learning.

**Speaker-invariant Loss.** For an anchor segment  $x_i$ , we construct one *cross-speaker* positive  $x_i^+$  that is another recording of the *same lexical item* spoken by a speaker of the opposite gender (see speaker-diversified augmentation in §2.3). In this work, we instantiate the speaker’s demographic attribute by gender (i.e., male and female) for simplicity, but this loss can be generalized to other demographic attributes (e.g., age). We sample  $N$  negatives  $\{x_{i,n}^-\}_{n=1}^N$  from *different lexical items* (thus carrying different tones). We define the per-anchor InfoNCE loss  $\ell_1$  as the negative log-likelihood of

selecting the cross-speaker positive among one positive and  $N$  negatives. Specifically, we compute the similarities scaled by a temperature  $\tau_g$  for the positive and negative pairs and the loss as:

$$s_i^+ = \frac{\text{sim}(\mathbf{z}_i, \mathbf{z}_i^+)}{\tau_g}, \quad s_{i,n}^- = \frac{\text{sim}(\mathbf{z}_i, \mathbf{z}_{i,n}^-)}{\tau_g}, \quad (1)$$

$$\ell_1(x_i) = -\log \frac{\exp(s_i^+)}{\exp(s_i^+) + \sum_{n=1}^N \exp(s_{i,n}^-)}. \quad (2)$$

Aggregating all segments  $x_i$  from  $\mathcal{D}$  of size  $M$ , we optimize the InfoNCE objective:

$$\mathcal{L}_{\text{speaker}}(\mathcal{D}) = \frac{1}{|\mathcal{D}|} \sum_{x_i \in \mathcal{D}} \ell_1(x_i). \quad (3)$$

This objective treats gender as within-class nuisance variation: it pulls together embeddings of the same lexical item spoken by different speaker genders while pushing away different lexical items.

**Tone-aware Loss.** Using the lexical-preserving acoustic augmentation (§2.3), we additionally construct three sets for each anchor  $x_i$ : (i) a positive set  $\mathcal{P}(i)$  of waveform segments with the same word and tone, (ii) a set of hard negatives  $\mathcal{H}(i)$  with the same word but different tones, and (iii) a set of soft negatives  $\mathcal{S}(i)$  from different words. For each anchor segment  $x_i$ , we compute the similarity scaled by a temperature  $\tau_t$  with all segments in the three constructed sets, and the normalization term  $Z_i$  as:

$$s_{ij} = \frac{\text{sim}(\mathbf{z}_i, \mathbf{z}_j)}{\tau_t}, \quad \text{for } j \in \mathcal{P}(i) \cup \mathcal{H}(i) \cup \mathcal{S}(i),$$

$$Z_i = \sum_{j \in \mathcal{P}(i) \cup \mathcal{H}(i) \cup \mathcal{S}(i)} \exp(s_{ij}), \quad (4)$$

For each anchor  $x_i$  with multiple tone positives, the per-sample loss  $\ell_2$  is

$$\ell_2(x_i) = -\frac{1}{|\mathcal{P}(i)|} \sum_{j \in \mathcal{P}(i)} \log \frac{\exp(s_{ij})}{Z_i}. \quad (5)$$

We also add a tone classifier to steer the embedding toward tone-discriminative structure. Specifically, we add a linear layer for predicting the tone label from the embedding, i.e.,  $p_\phi(t | \mathbf{z}) = \text{softmax}(\mathbf{W}\mathbf{z} + b)$  with tunable parameters  $\phi = \{\mathbf{W}, b\}$ . Here, we use the standard cross-entropy loss:  $\ell_3(x_i, t_i) = -\log p_\phi(t_i | \mathbf{z}_i)$ .

Lastly, the tone-aware loss is then computed as the weight sum of  $\ell_2$  and  $\ell_3$  over all  $(x_i, t_i)$  in the dataset  $\mathcal{D}$  of size  $M$ :

$$\mathcal{L}_{\text{tone}}(\mathcal{D}) = \frac{1}{|\mathcal{D}|} \sum_{(x_i, t_i) \in \mathcal{D}} (\ell_2(x_i) + \lambda \ell_3(x_i, t_i)).$$

**Stage 1 Objective.** We jointly optimize the weighted sum of the two loss terms in Stage 1.

$$\mathcal{L}_{\text{Stage-1}}(\mathcal{D}) = \alpha \mathcal{L}_{\text{speaker}}(\mathcal{D}) + (1 - \alpha) \mathcal{L}_{\text{tone}}(\mathcal{D}).$$

As shown in Figure 2, for parameter-efficient fine-tuning, we update only the model parameters from layer  $B$  to layer  $L$  to localize invariance and tone structure in early representations, and dedicate the upper layers after layer  $L$  as the ASR layers for functional modularization.

## Stage 2: ASR Fine-tuning

In Stage 2, we fine-tune the model with a CTC objective on word-level transcriptions to retain automatic speech recognition capability. To preserve the embeddings learned from Stage 1, we freeze the bottom  $L$  embedding layers and only update the remaining layers after layer  $L$  and the CTC projection head. We regularize the student ASR with a frozen ASR teacher via knowledge distillation.

**CTC Loss.** Given encoder frame representations  $\{\mathbf{h}_t\}_{t=1}^T$ , we compute per-frame logits  $\mathbf{u}_t = \mathbf{W}\mathbf{h}_t$  with a linear CTC head  $\mathbf{W}$  and posteriors  $p_\theta(\pi_t | x) = \text{softmax}(\mathbf{u}_t)_{\pi_t}$  over the vocabulary  $\mathcal{V} \cup \{\emptyset\}$ . CTC defines the sequence likelihood by summing over all alignments  $\pi$  that collapse to  $y$  under  $\mathcal{B}(\cdot)$ :

$$p_\theta(y | x) = \sum_{\pi: \mathcal{B}(\pi)=y} \prod_{t=1}^T p_\theta(\pi_t | x). \quad (6)$$

We minimize the negative log-likelihood over  $\mathcal{D}$ :

$$\mathcal{L}_{\text{CTC}}(\mathcal{D}) = -\frac{1}{|\mathcal{D}|} \sum_{(x_i, y_i) \in \mathcal{D}} \log p_\theta(y_i | x_i). \quad (7)$$

**Knowledge Distillation (KD).** We use KD to keep the student’s frame-level posterior distribution close to a stronger ASR teacher parameterized by  $\varphi$ , improving training stability and preventing the encoder from drifting away from recognition-friendly representations. Let  $\mathbf{u}'_t$  and  $\mathbf{u}_t$  be the teacher and student CTC logits at frame  $t$  respectively for a segment  $x_i$ . With a temperature  $\tau_{\text{kd}} > 0$ , we compute the softened teacher and student posteriors as  $\tilde{p}_\varphi(\pi_t | x_i) = \text{softmax}(\mathbf{u}'_t / \tau_{\text{kd}})$  and  $\tilde{p}_\theta(\pi_t | x_i) = \text{softmax}(\mathbf{u}_t / \tau_{\text{kd}})$ . We compute the frame-wise KL divergence between the teacher and student posteriors for all segment  $x_i \in \mathcal{D}$ .

$$\mathcal{L}_{\text{KD}}(\mathcal{D}) = \frac{1}{|\mathcal{D}|} \sum_{x_i \in \mathcal{D}} \text{KL}(\tilde{p}_\varphi(\pi | x_i) || \tilde{p}_\theta(\pi | x_i)).$$



**Stage-2 Objective.** We minimize a weighted sum of the CTC and KD loss terms with a weight  $\delta$ .

$$\mathcal{L}_{\text{Stage-2}}(\mathcal{D}) = \delta \mathcal{L}_{\text{CTC}}(\mathcal{D}) + (1 - \delta) \mathcal{L}_{\text{KD}}(\mathcal{D}).$$

## 4 Experiment Setup

**Datasets and Training Setups.** Our primary evaluation is on the Hmong word-level corpus described in Section §2, with word, tone, and speaker metadata for cross-speaker retrieval, tone-sensitive analysis, and ASR. To test whether our tone objectives generalize beyond Hmong, we additionally evaluate on *Tone Perfect*,<sup>2</sup> a Mandarin Chinese collection covering the full inventory of monosyllabic syllables across four tones recorded by multiple native speakers. (Full dataset statistics and splits in Appendix B.2.). Our training details (optimizer, schedules, loss weights, and decoding settings) are provided in Appendix B.3. We focus on feature layers  $\ell \in \{19, 21\}$  based on a layer-wise probing analysis that balances retrieval and tone separation with leaving sufficient upper-layer capacity for Stage 2 ASR fine-tuning (Appendix C.1).

**Evaluation Tasks and Metrics.** We evaluate different methods on three complementary tasks:

1. **Cross-Gender Word Retrieval:** Given a query utterance from one gender, we rank all opposite-gender utterances by cosine similarity and report Top-1 and Top-5 accuracy for retrieving the correct lexical item.
2. **Tone Geometry:** Given a query utterance from different tones, we quantify within-tone cohesion and cross-tone separation using cosine similarity for positives (same word, same tone), and cosine distance  $d_{\text{cos}} = 1 - \text{sim}(\cdot, \cdot)$  for negatives (same word, different tone; different word).
3. **ASR:** we decode with a standard CTC beam search and report **WER** (word error rate) and **CER** (character error rate), measuring the normalized edit distance between the decoded hypothesis and the reference transcript (lower is better). Detailed definition is in Appendix B.5.

**Baselines.** We compare our method against several strong baselines. All models are initialized from the multilingual wav2vec-style encoder XLS-R (Babu et al., 2021).

- **XLS-R (frozen):** off-the-shelf XLS-R used as a feature extractor.
- **Naïve Unsupervised Adaptation:** continuing wav2vec 2.0-style SSL pretraining on Hmong.
- **ASR-adapted XLS-R (teacher):** fine-tuned with CTC, with retrieval/tone metrics computed from pooled encoder features.
- **Whisper (Radford et al., 2022) and Omnilingual ASR (Keren et al., 2025):** off-the-shelf multilingual ASR systems evaluated zero-shot on Hmong. For Whisper we extract the hidden representations for retrieval evaluation.
- **Speaker-Adversarial (GRL):** It replaces  $L_{\text{gender}}$  with a gradient-reversal gender classifier (Meng et al., 2018a; Adi et al., 2019).

## 5 Results and Analysis

### 5.1 Task Evaluation

**SITA Learns Gender-Invariant Lexical Embeddings.** For the cross-gender word retrieval task Table 1 reports Top-1 and Top-5 accuracy for female→male (F→M) and male→female (M→F). Off-the-shelf XLS-R yields near-chance retrieval, and the naïve XLS-R further degrades retrieval, indicating that standard fine-tuning does not produce speaker-robust lexical embeddings in this low-resource setting. ASR adaptation and Whisper provide stronger baselines, but both remain substantially below SITA. While GRL improves over multilingual baselines in one direction with 0.371 on F→M Top-1 accuracy, it underperforms on M→F with Top-1 accuracy 0.2393 and remains far below SITA, showing unstable invariance. In contrast, SITA achieves 0.6286/0.5929 Top-1 and 0.9286/0.8893 Top-5 on F→M and M→F, respectively, demonstrating robust cross-gender lexical embeddings in our main setting. Full results are deferred to Appendix D.1.

**SITA Preserves Tone Structure without Sacrificing Cross-Gender Retrieval.** In Figure 3, we show the Top-1 cross-gender retrieval against positive similarity (same word, same tone) and hard-negative cosine distance (same word, different tone) for different methods. It’s indicated that methods that achieve high retrieval accuracy also learn a representation that avoids *tone collapse*. In Fig. 3(a), SITA’s lower similarity reflects reduced global embedding collapse, where most baselines

<sup>2</sup><https://tone.lib.msu.edu/>

Table 1: Cross-gender word retrieval on Hmong for female queries against a male gallery (F→M) and male queries against a female gallery (M→F).

Model	F→M		M→F	
	Top-1	Top-5	Top-1	Top-5
XLS-R	0.0714	0.2143	0.1000	0.2429
ASR Adaptation	0.3286	0.6714	0.4607	0.7786
XLS-R Adaptation	0.0286	0.0857	0.0286	0.1000
Whisper (Large-v3)	0.2857	0.6143	0.3750	0.7036
GRL	0.3714	0.7286	0.2393	0.6107
<b>SITA</b>	<b>0.6286</b>	<b>0.9286</b>	<b>0.5929</b>	<b>0.8893</b>

remain highly similar even for mismatched pairs, while SITA makes similarity more selective. In addition, baseline methods but fail to separate different tones of the same word, with hard-negative cosine distance of between 0.01-0.08, which coincides with weak cross-gender retrieval. In contrast, SITA simultaneously maintains strong within-tone cohesion and substantially increases cross-tone separation, achieving a hard-negative cosine distance of 0.675, yielding the best retrieval with Top-1 accuracy of 0.611. The GRL baseline pushes hard negative cosine distance even higher to 0.723 but with lower and still underperforms in retrieval, suggesting that adversarial invariance alone can distort lexical structure without producing robust word-level embeddings. Additional diagnostics on tone classification, similarity scoring robustness, and per-tone breakdowns, are provided in Appendix C.5, C.6, and C.7.

Table 2: ASR on Hmong word+tone (CER/WER; lower is better). Results are reported as a stability check: Stage 2 should preserve usable recognition structure.

Model	CER	WER
Whisper (Large-v3)	1.1181	1.1078
OmnilingualASR 7B	0.9994	1.0000
XLS-R ASR	0.1835	0.4610
SITA Stage 2	0.1985	0.5115

**SITA Improve Representation Robustness without Destroying Recognition-Relevant Structure.** Stage 2 is evaluated as a stability check: SITA should improve representation robustness without destroying recognition-relevant structure. As shown in Table 2, existing multilingual ASR models perform poorly on recognition, motivating targeted adaptation. We obtain an ASR-adapted XLS-

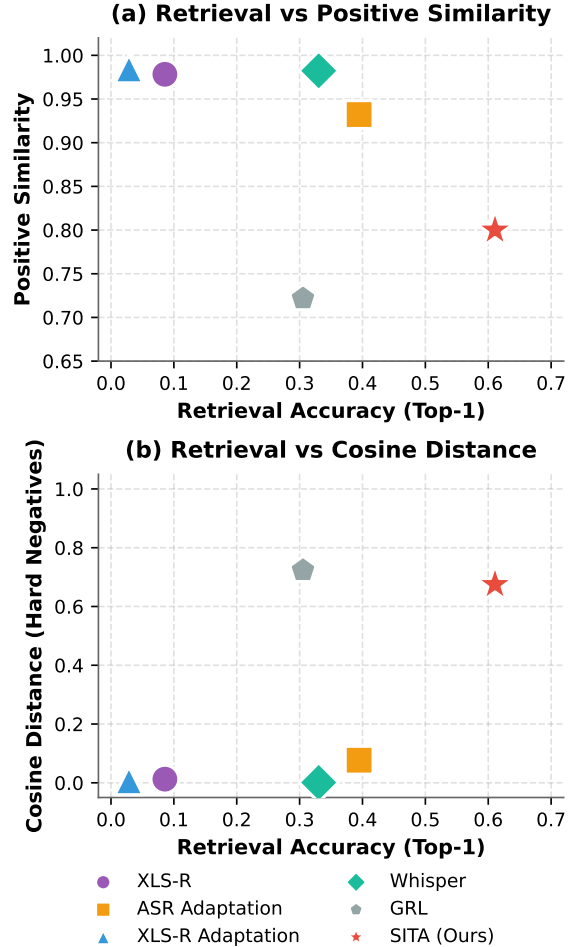


Figure 3: Trade-off between demographic robustness and tone geometry on Hmong. We plot Avg. Top-1 cross-gender retrieval against (a) positive similarity (same word, same tone) and (b) hard-negative cosine distance (same word, different tone). Baselines exhibit tone collapse while SITA achieves strong retrieval with substantial cross-tone separation.

R model via standard CTC fine-tuning and use it to guide SITA Stage 2. It serves as a reference in the low-resource setting. Relative to the ASR-adapted XLS-R that achieves a WER of 0.4610, SITA Stage 2 slightly increases WER to 0.5115, while enabling the large representation gains reported above. We report full results in Appendix D.1

**SITA Reduces Tone Collapse while Preserving Within-Tone Cohesion.** In Figure 4, we show the PCA results of different tones’ embeddings for Whisper and SITA. On test tokens that share the same base word across different tones, Whisper embeddings largely collapse into overlapping clusters. In contrast, SITA produces a more tone-stratified geometry while keeping same-tone tokens compact, which aligns with its stronger retrieval

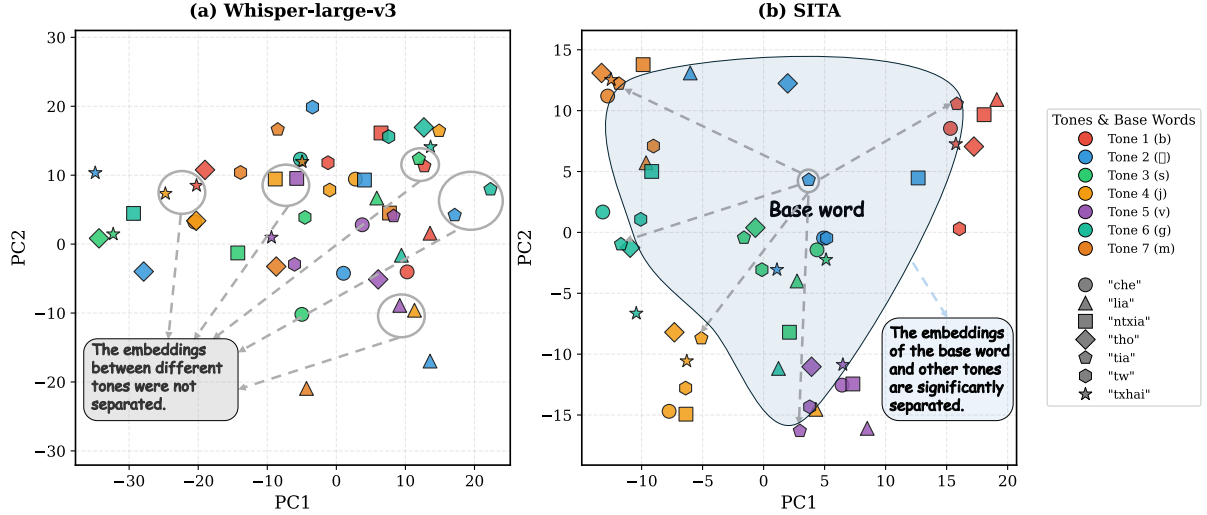


Figure 4: We visualize token embeddings using PCA (2D) computed from  $\ell_2$ -normalized pooled encoder representations. Points denote word tokens; colors are tones and marker shapes are base words. Dashed lines connect tone variants within each base word. Whisper shows tone collapse (within-word tones overlap), whereas SITA separates tone variants into a more tone-stratified geometry, aligning with improved hard-negative separation and retrieval.

performance and larger hard-negative separation. This qualitative pattern is consistent with Whisper’s frequent wrong-decoding errors, whereas SITA exhibits more tone-consistent decoding (Table 3).

Table 3: ASR case study on Hmong tone-marked targets for base word `lia`. We compare an off-the-shelf baseline (Whisper-large-v3; open-vocabulary decoding) with our method. Whisper outputs are shown verbatim.

Tone	Ref. (word+tone)	Whisper-large-v3	SITA
1 (b)	liab	Leah?	liab
2	lia	Leah	liam
3 (s)	lias	LEARN!	lias
4 (j)	liaj	Leah	liav
5 (v)	liav	Leah	liav
6 (g)	liag	moves	liav
7 (m)	liam	Leia.	liag

## 5.2 Ablation Studies

Table 4 ablates core design choices in SITA along two axes: (i) representation quality measured by cross-gender lexical retrieval, and (ii) ASR stability measured by CER and WER. Additional ablations on voice conversion, pooling, and the margin-based tone objective are in Appendix C.2, C.3, and C.4.

**Staged Training is Important.** Single-stage optimization of all objectives yields strong retrieval with Top-1 accuracy up to 0.7072, but produces much weaker ASR. In contrast, the staged recipe achieves a substantially better retrieval–ASR trade-off. For example, our 19-layer setting reaches Avg

Top-1 and Top-5 of 0.547 and 0.900 while reducing WER to 0.534, and the best KD variant further improves ASR to 0.511.

**Feature-layer Controls the Trade-off.** With a 24-layer feature, naïvely fine-tuning Stage II with CTC by updating many encoder layers yields strong ASR with a WER of 0.477 but severely degrades the embedding space. Restricting Stage II to head-only training better preserves retrieval (0.568) but weakens ASR (WER 0.567), revealing a sharp retrieval–ASR tension. In contrast, intermediate feature layers (19/21) provide a more balanced trade-off, achieving strong retrieval with substantially better ASR than single-stage training.

**Freezing Helps Retrieval, While KD Improves ASR.** Freezing the first 12 layers in Stage 1 provides a modest but consistent retrieval gain under the 19-layer setting with Avg. Top-1 accuracy improves from 0.522 to 0.546 and slightly improves ASR. Knowledge distillation is beneficial for ASR in the same configuration by improving from WER 0.534 to 0.512 while leaving retrieval unchanged, making it our default for the final system.

## 5.3 Generalization to Unseen Speakers

We evaluate generalization under speaker shift using a held-out split with one unseen male speaker. We report male→female retrieval, using the unseen male speaker as queries and the seen female speakers as the gallery (the reverse direction is not applicable under this split). Table 5 compares SITA

Table 4: Component ablations for **SITA**. FEATURE LAYER denotes which layer to extract embeddings. STAGE 1 FREEZE indicates freezing the bottom 12 layers. STAGE-2 #UPD. counts trainable encoder layers (0 = head-only). Retrieval: Avg Top-1/Top-5. ASR: CER/WER.

Components						Metrics			
STAGED	FEATURE LAYER	STAGE 1 FREEZE	STAGE 2 #UPD. LAYERS	KD		Avg T1	Avg T5	CER	WER
✓	19	✗	5	✗		0.5215	0.8786	0.2140	0.5390
✓	19	✓	5	✗		0.5465	0.9000	0.2094	0.5344
✓	19	✓	5	✓		0.5465	0.9000	0.1985	0.5115
✓	21	✓	3	✗		0.6108	0.9090	0.2261	0.5505
✓	24	✓	12	✗		0.3661	0.7340	0.1968	0.4771
✓	24	✓	0	✗		0.5679	0.8482	0.2457	0.5665
✗	20	✓	—	✗		0.6893	0.9304	0.3421	0.7637
✗	24	✓	—	✗		0.7072	0.9598	0.3538	0.7816

Table 5: Unseen-speaker cross-gender retrieval on Hmong (M→F), frozen adaptation. Higher is better.

Model	Top-1	Top-5
XLS-R	0.1203	0.3254
ASR Adaptation	0.5453	0.8731
XLS-R Adaptation	0.0741	0.2142
Whisper (Large-V3)	0.2191	0.5206
GRL	0.4086	0.6787
<b>SITA</b>	<b>0.6870</b>	<b>0.9077</b>

Table 6: Cross-gender word retrieval accuracy on Mandarin (Male→Female). We report Top-1 and Top-5 accuracy for the multilingual baseline, a Mandarin ASR teacher, and our multi-task adaptations.

Model	Top-1	Top-5
XLS-R	0.2457	0.4768
ASR Adaptation	0.9622	0.9957
XLS-R Adaptation	0.0640	0.1780
Whisper (Large-v3)	0.8476	0.9738
<b>SITA</b>	<b>0.9927</b>	<b>0.9994</b>

against multilingual and adaptation baselines, an ASR-based representation, Whisper, and a speaker-adversarial GRL baseline. While ASR adaptation provides a strong generalization baseline with Top-1 and Top-5 accuracy of 0.5453 and 0.8731, SITA achieves the best performance by improving the Top-1 accuracy to 0.6870 and Top-5 accuracy to 0.9077, indicating that our staged, tone-aware recipe learns embeddings that remain robust to unseen speakers. Full results for additional configurations are provided in Appendix D.2.

#### 5.4 Generalization to Other Tonal Languages

We further test whether SITA transfers beyond Hmong by applying the same architecture, objectives, and hyperparameters to Mandarin on the Tone Perfect corpus, using the same multilingual

XLS-R initialization and only swapping the training data and tone inventory (full results in Appendix E). In this more controlled setting, Table 6 shows that off-the-shelf XLS-R has limited cross-gender robustness, while the Mandarin ASR-adapted XLS-R and Whisper provide strong baselines. SITA achieves near-ceiling Male→Female retrieval with Top-1 accuracy of  $\approx 0.99$  and Top-5 accuracy of  $\approx 1.00$ , indicating that enforcing gender invariance does not degrade lexical discrimination under a different tonal system. Moreover, we observe the same tone-geometry pattern as in Hmong (Appendix E, Table 16). Baseline embeddings exhibit tone collapse, where different tones of the same syllable remain overly close, whereas our tone-aware objective increases cross-tone separation while maintaining high within-tone similarity. These results suggest our objectives transfer reliably across both low-resource and controlled Mandarin conditions without retuning, supporting the applicability of SITA to other tonal languages.

## 6 Conclusion

We address low-resource tonal-language adaptation where embeddings should be speaker-invariant yet tone-aware. We introduce SITA, a lightweight two-stage approach built on multilingual XLS-R: Stage I learns gender-invariant, tone-sensitive embeddings with cross-gender contrastive supervision and tone repulsion, and Stage II restores ASR structure with CTC fine-tuning and optional distillation. On Hmong, SITA improves cross-gender retrieval and markedly sharpens tone separation over strong multilingual and ASR baselines, while incurring only a modest ASR drop relative to a fully ASR-adapted model. We also see the same qualitative pattern on Mandarin, indicating the recipe transfers beyond a single tonal language.



## Limitations

Our evaluation of SITA is conducted on a curated word-level corpus with limited coverage of speakers, recording conditions, and speaking styles. As a result, our retrieval and tone-geometry metrics may not fully reflect performance on spontaneous, conversational speech or under broader domain shift. While we observe consistent gains with lightweight (partially frozen) adaptation, the best configuration may change with more data, different demographic distributions, or different tonal inventories. Finally, SITA exposes an inherent trade-off between tone separation and ASR accuracy: the appropriate loss weighting and freezing strategy may depend on the downstream priority (e.g., robust retrieval vs. recognition), and may require task-specific tuning.

## Ethical Considerations

SITA targets speech technology for tonal low-resource languages that are often under-served, with potential benefits for education, accessibility tools, and language documentation/preservation. However, speech representations can encode sensitive attributes (e.g., speaker identity, gender, accent) and may enable profiling or surveillance. While our training objectives encourage invariance to nuisance variation, they do not guarantee the removal of all demographic information or prevent downstream misuse. Our evaluation is limited in speaker coverage and may miss disparate failure modes for underrepresented groups; future work should expand demographic diversity and incorporate community-informed testing and governance. Finally, similarity or retrieval signals from embeddings should not be used as the sole basis for high-stakes decisions; any deployment in consequential settings requires rigorous validation, oversight, and informed consent.

## Acknowledgment

Research reported in this publication was partially supported by the ICTR Pilot Awards Program at the University of Wisconsin-Madison and the National Science Foundation under Award Number IIS-2449768. The content is solely the responsibility of the authors and does not necessarily represent the official views of the National Science Foundation.

## References

- Yossi Adi, Neil Zeghidour, Ronan Collobert, Nicolas Usunier, Vitaliy Liptchinsky, and Gabriel Synnaeve. 2019. To reverse the gradient or not: An empirical comparison of adversarial and multi-task learning in speech recognition. In *ICASSP 2019-2019 IEEE International Conference on Acoustics, Speech and Signal Processing (ICASSP)*, pages 3742–3746. IEEE.
- Arun Babu, Changan Wang, Andros Tjandra, Kushal Lakhotia, Qiantong Xu, Naman Goyal, Kritika Singh, Patrick von Platen, Yatharth Saraf, Juan Pino, Alexei Baevski, Alexis Conneau, and Michael Auli. 2021. [Xls-r: Self-supervised cross-lingual speech representation learning at scale](#).
- Alexei Baevski, Henry Zhou, Abdelrahman Mohamed, and Michael Auli. 2020. [wav2vec 2.0: A framework for self-supervised learning of speech representations](#).
- Laurent Besacier, Etienne Barnard, Alexey Karpov, and Tanja Schultz. 2014. Automatic speech recognition for under-resourced languages: A survey. *Speech communication*, 56:85–100.
- Michael A Carlin, Samuel Thomas, Aren Jansen, and Hynek Hermansky. 2011. Rapid evaluation of speech representations for spoken term discovery. In *Inter-speech*, volume 2011, pages 821–824.
- Sanyuan Chen, Chengyi Wang, Zhengyang Chen, Yu Wu, Shujie Liu, Zhuo Chen, Jinyu Li, Naoyuki Kanda, Takuya Yoshioka, Xiong Xiao, Jian Wu, Long Zhou, Shuo Ren, Yanmin Qian, Yao Qian, Jian Wu, Michael Zeng, Xiangzhan Yu, and Furu Wei. 2022a. [Wavlm: Large-scale self-supervised pre-training for full stack speech processing](#). *IEEE Journal of Selected Topics in Signal Processing*, 16(6):1505–1518.
- Zhengyang Chen, Sanyuan Chen, Yu Wu, Yao Qian, Chengyi Wang, Shujie Liu, Yanmin Qian, and Michael Zeng. 2022b. Large-scale self-supervised speech representation learning for automatic speaker verification. In *ICASSP 2022-2022 IEEE International Conference on Acoustics, Speech and Signal Processing (ICASSP)*, pages 6147–6151. IEEE.
- Alexis Conneau, Alexei Baevski, Ronan Collobert, Abdelrahman Mohamed, and Michael Auli. 2020. [Un-supervised cross-lingual representation learning for speech recognition](#).
- Antón de la Fuente and Dan Jurafsky. 2024. A layer-wise analysis of mandarin and english suprasegmentals in ssl speech models. *arXiv preprint arXiv:2408.13678*.
- Siyuan Feng, Bence Mark Halpern, Olya Kudina, and Odette Scharenborg. 2024. Towards inclusive automatic speech recognition. *Computer Speech & Language*, 84:101567.

- Marc Garellek and Christina M Esposito. 2023. Phonetics of white hmong vowel and tonal contrasts. *Journal of the International Phonetic Association*, 53(1):213–232.
- Neil Houlsby, Andrei Giurgiu, Stanislaw Jastrzebski, Bruna Morrone, Quentin de Laroussilhe, Andrea Gesmundo, Mona Attariyan, and Sylvain Gelly. 2019. [Parameter-efficient transfer learning for nlp](#).
- Wei-Ning Hsu, Benjamin Bolte, Yao-Hung Hubert Tsai, Kushal Lakhotia, Ruslan Salakhutdinov, and Abdelrahman Mohamed. 2021. [Hubert: Self-supervised speech representation learning by masked prediction of hidden units](#).
- Wei-Ning Hsu, Yu Zhang, and James Glass. 2017. Un-supervised learning of disentangled and interpretable representations from sequential data. *Advances in neural information processing systems*, 30.
- Edward J. Hu, Yelong Shen, Phillip Wallis, Zeyuan Allen-Zhu, Yuanzhi Li, Shean Wang, Lu Wang, and Weizhu Chen. 2021. [Lora: Low-rank adaptation of large language models](#).
- Mingkun Huang, Yongbin You, Zhehuai Chen, Yanmin Qian, and Kai Yu. 2018. Knowledge distillation for sequence model. In *Interspeech*, pages 3703–3707.
- Nakamasa Inoue, Shinta Otake, Takumi Hirose, Masanari Ohi, and Rei Kawakami. 2024. Elp-adapters: Parameter efficient adapter tuning for various speech processing tasks. *IEEE/ACM Transactions on Audio, Speech, and Language Processing*.
- Navdeep Jaitly and Geoffrey E Hinton. 2013. Vocal tract length perturbation (vtlp) improves speech recognition. In *Proc. ICML workshop on deep learning for audio, speech and language*, volume 117, page 21.
- Dongwei Jiang, Wubo Li, Miao Cao, Wei Zou, and Xiangang Li. 2020. Speech simclr: Combining contrastive and reconstruction objective for self-supervised speech representation learning. *arXiv preprint arXiv:2010.13991*.
- Ting Jiang, Jian Jiao, Shaohan Huang, Zihan Zhang, Deqing Wang, Fuzhen Zhuang, Furu Wei, Haizhen Huang, Denvy Deng, and Qi Zhang. 2022. [Promptbert: Improving bert sentence embeddings with prompts](#).
- Li Jing, Pascal Vincent, Yann LeCun, and Yuandong Tian. 2021. Understanding dimensional collapse in contrastive self-supervised learning. *arXiv preprint arXiv:2110.09348*.
- Herman Kamper, Micha Elsner, Aren Jansen, and Sharon Goldwater. 2015. Unsupervised neural network based feature extraction using weak top-down constraints. In *2015 IEEE International Conference on Acoustics, Speech and Signal Processing (ICASSP)*, pages 5818–5822. IEEE.
- Gil Keren, Artyom Kozhevnikov, Yen Meng, Christophe Ropers, Matthew Setzler, Skyler Wang, Ife Adenigba, Michael Auli, Can Balioglu, Kevin Chan, Chierh Cheng, Joe Chuang, Caley Droof, Mark Duppenhaler, Paul-Ambroise Duquenne, Alexander Erben, Cynthia Gao, Gabriel Mejia Gonzalez, Kehan Lyu, Sagar Miglani, Vineel Pratap, Kaushik Ram Sadagopan, Safiyyah Saleem, Arina Turkatenko, Albert Ventayol-Boada, Zheng-Xin Yong, Yu-An Chung, Jean Maillard, Rashel Moritz, Alexandre Mourachko, Mary Williamson, and Shireen Yates. 2025. [Omnilingual asr: Open-source multilingual speech recognition for 1600+ languages](#).
- Prannay Khosla, Piotr Teterwak, Chen Wang, Aaron Sarna, Yonglong Tian, Phillip Isola, Aaron Maschinot, Ce Liu, and Dilip Krishnan. 2020. Supervised contrastive learning. *Advances in neural information processing systems*, 33:18661–18673.
- Tom Ko, Vijayaditya Peddinti, Daniel Povey, and Sanjeev Khudanpur. 2015. [Audio augmentation for speech recognition](#). In *Interspeech 2015*, pages 3586–3589.
- Tom Ko, Vijayaditya Peddinti, Daniel Povey, Michael L Seltzer, and Sanjeev Khudanpur. 2017. A study on data augmentation of reverberant speech for robust speech recognition. In *2017 IEEE international conference on acoustics, speech and signal processing (ICASSP)*, pages 5220–5224. IEEE.
- Allison Koenecke, Andrew Nam, Emily Lake, Joe Nudell, Minnie Quartey, Zion Mengesha, Connor Touns, John R Rickford, Dan Jurafsky, and Sharad Goel. 2020. Racial disparities in automated speech recognition. *Proceedings of the national academy of sciences*, 117(14):7684–7689.
- William Lewis and Phong Yang. 2012. Building mt for a severely under-resourced language: White hmong. In *Proceedings of the 10th Conference of the Association for Machine Translation in the Americas: Research Papers*.
- Jingyi Li, Weiping Tu, and Li Xiao. 2022. [Freevc: Towards high-quality text-free one-shot voice conversion](#).
- Merilee Lor, Beth Richmond, Jessica Ploch, Rachel Brown, Bao Xiong, Erin O’Donnell, and Rupal Rao. 2022. Validating four Hmong word recognition tests with normal-hearing bilingual Hmong individuals. *American Journal of Audiology*, 31(4):1268–1278.
- Matthew Baas and Herman Kamper. 2022. [Voice Conversion Can Improve ASR in Very Low-Resource Settings](#). In *Interspeech 2022*, pages 3513–3517.
- Zhong Meng, Jinyu Li, Zhuo Chen, Yang Zhao, Vadim Mazalov, Yifan Gong, and Biing-Hwang Juang. 2018a. [Speaker-invariant training via adversarial learning](#). In *2018 IEEE International Conference on Acoustics, Speech and Signal Processing (ICASSP)*, page 5969–5973. IEEE.

- Zhong Meng, Jinyu Li, Zhuo Chen, Yang Zhao, Vadim Mazalov, Yifan Gong, and Bing-Hwang Juang. 2018b. Speaker-invariant training via adversarial learning. In *2018 IEEE International Conference on Acoustics, Speech and Signal Processing (ICASSP)*, pages 5969–5973. IEEE.
- Andrew Cameron Morris, Viktoria Maier, and Phil D Green. 2004. From wer and ril to mer and wil: improved evaluation measures for connected speech recognition. In *Interspeech*, pages 2765–2768.
- Daniel S. Park, William Chan, Yu Zhang, Chung-Cheng Chiu, Barret Zoph, Ekin D. Cubuk, and Quoc V. Le. 2019. [Specaugment: A simple data augmentation method for automatic speech recognition](#). In *Interspeech 2019*, page 2613–2617. ISCA.
- Alec Radford, Jong Wook Kim, Tao Xu, Greg Brockman, Christine McLeavey, and Ilya Sutskever. 2022. [Robust speech recognition via large-scale weak supervision](#).
- Mayank Sharma, Sandeep Joshi, Tamojit Chatterjee, and Raffay Hamid. 2022. A comprehensive empirical review of modern voice activity detection approaches for movies and tv shows. *Neurocomputing*, 494:116–131.
- Gaofei Shen, Michaela Watkins, Afra Alishahi, Arianna Bisazza, and Grzegorz Chrupala. 2024. Encoding of lexical tone in self-supervised models of spoken language. In *Proceedings of the 2024 Conference of the North American Chapter of the Association for Computational Linguistics: Human Language Technologies (Volume 1: Long Papers)*, pages 4250–4261.
- Leher Singh and Joanne Foong. 2012. Influences of lexical tone and pitch on word recognition in bilingual infants. *Cognition*, 124(2):128–142.
- Bethan Thomas, Samuel Kessler, and Salah Karout. 2022. [Efficient adapter transfer of self-supervised speech models for automatic speech recognition](#).
- Sanli Tian, Keqi Deng, Zehan Li, Lingxuan Ye, Gaofeng Cheng, Ta Li, and Yonghong Yan. 2022. Knowledge distillation for ctc-based speech recognition via consistent acoustic representation learning. In *Interspeech*, pages 2633–2637.
- Aaron van den Oord, Yazhe Li, and Oriol Vinyals. 2019. [Representation learning with contrastive predictive coding](#).
- Geoffroy Vanderreydt, Amrutha Prasad, Driss Khalil, Srikanth Madikeri, Kris Demuynck, and Petr Motlicek. 2023. Parameter-efficient tuning with adaptive bottlenecks for automatic speech recognition. In *2023 IEEE Automatic Speech Recognition and Understanding Workshop (ASRU)*, pages 1–7. IEEE.
- Ji Won Yoon, Sunghwan Ahn, Hyeonseung Lee, Minchan Kim, Seok Min Kim, and Nam Soo Kim. 2023. Em-network: oracle guided self-distillation for sequence learning. In *International Conference on Machine Learning*, pages 40111–40128. PMLR.

## A Related Work

### Multilingual Self-Supervised Speech Pretraining

Self-supervised speech encoders such as wav2vec 2.0 (Baevski et al., 2020), HuBERT (Hsu et al., 2021), and WavLM (Chen et al., 2022a) learn general-purpose acoustic representations from large-scale unlabeled audio. Multilingual variants XLS-R (Babu et al., 2021) and XLSR (Conneau et al., 2020) scale this paradigm across many languages and have become a standard starting point for low-resource adaptation. However, multilingual pretraining alone does not specify what should be invariant and which should remain discriminative (Feng et al., 2024; Koenecke et al., 2020); As a result, in low-resource and speaker-imbalanced regimes, downstream fine-tuning can entangle speaker cues with lexical identity (Meng et al., 2018b) and produce poorly structured embedding spaces for cross-speaker lexical comparison.

**Low-Resource Adaptation** Low-resource adaptation has been explored from both the model and data perspectives. On the model side, parameter-efficient tuning (Houlsby et al., 2019; Hu et al., 2021; Thomas et al., 2022) aims to reduce overfitting and computation by updating only a small set of parameters. On the data side, robustness is often improved through augmentation, including SpecAugment (Park et al., 2019), speed perturbation (Ko et al., 2015), vocal-tract-length perturbation (VTLP) (Jaitly and Hinton, 2013), and reverberation/noise simulation using room impulse responses (Ko et al., 2017). More recently, synthetic augmentation via text-to-speech and voice conversion has also been explored for low-resource ASR (Matthew Baas and Herman Kamper, 2022).

### Tone-Aware Speech Representation Learning

A growing body of work studies how to learn speech representations that are invariant to nuisance factors such as speaker identity or channel conditions, often via adversarial training with gradient reversal for speaker-invariant ASR (Meng et al., 2018a; Adi et al., 2019), or via disentanglement approaches that factorize speaker- and content-related latents (Hsu et al., 2017). In parallel, contrastive and metric-learning objectives have been widely

used to shape embedding geometry for retrieval and transfer, including predictive contrastive formulations (van den Oord et al., 2019) and contrastive learning pipelines adapted to speech (Jiang et al., 2020; Khosla et al., 2020). For tonal languages, recent analyses probe how self-supervised speech models encode suprasegmental information across layers and how this information can shift under ASR-oriented fine-tuning (Shen et al., 2024; de la Fuente and Jurafsky, 2024). Teacher–student distillation is a common tool to stabilize recognition when introducing auxiliary constraints, including methods tailored to the CTC setting where blank-dominated posteriors complicate naive KL matching (Tian et al., 2022; Yoon et al., 2023).

## B Experimental Details

This appendix provides supplementary implementation details and additional results for **SITA**, omitted from the main paper for clarity.

### B.1 Hmong Tones and RPA Marking

Hmong is a predominantly monosyllabic tonal language where lexical tone changes meaning. The Romanized Popular Alphabet (RPA) marks seven tones: high level (b), mid level (no marker), low level (s), high falling (j), mid rising (v), breathy falling (g), and low falling creaky (m). Words can share identical segments but differ only in tone, yielding distinct meanings (e.g., *liab* “red” vs. *liam* “to blame”).

### B.2 Dataset Statistics

**Hmong (WRT) corpus.** We use a curated word-level corpus collected under a standardized WRT protocol (§ 2). After VAD-based segmentation and metadata alignment, the dataset contains 8,570 word from 8 speakers (3 female, 5 male), covering 1,143 unique words forms spanning 163 base words and all 7 lexical tones. To mitigate speaker imbalance and increase within-lexeme diversity, we additionally apply voice-conversion augmentation to generate 3,600 synthetic words, yielding 12,170 total words. The resulting audio totals 1h 41m 24s.

**Splits.** We construct train/test splits to ensure broad lexical coverage in the test set. Concretely, for each base word (and its tonal realizations), we place at least one token into the test split by sampling from a subset of speakers in the WRT study, continuing until all base words are represented; all

remaining tokens are used for training. For **unseen-speaker** evaluation (§ 5.3), we further hold out one additional male speaker as the query set, and evaluate M→F retrieval against a gallery formed from the seen female speakers (Appendix D.2). Unless otherwise stated, all metrics are computed on word-level segments.

**Mandarin (Tone Perfect).** For the Mandarin transfer experiment, we use the Tone Perfect corpus of read monosyllables with speaker and tone annotations. Our subset contains 9,840 tokens from 6 speakers, covering 410 syllables and 4 tones. We use one male speaker as the test set and the remaining speakers for training.

### B.3 Training Settings and Hyperparameters

**Backbone and embedding extraction.** All models are initialized from the multilingual wav2vec-style encoder XLS-R (Babu et al., 2021). Unless otherwise specified, token embeddings are formed by pooling Transformer hidden states (**max** pooling for retrieval; **mean** pooling for tone geometry, tone classification, and similarity analyses). (Appendix B.6). We consider two adaptation modes: **freeze**, where the bottom 12 Transformer blocks are frozen, and **non-freeze**, where all blocks are trainable. For representation evaluation, embeddings are extracted from Transformer block  $\ell \in 19, 21$ , where  $\ell$  denotes the block whose output is pooled as the representation interface (not the number of trainable blocks). We use 1-indexed numbering over  $M = 24$  blocks, using the convention in Appendix B.4. Unless otherwise noted, cross-gender retrieval uses **max** pooling and tone/similarity analyses use **mean** pooling

#### Stage 1: Speech Representation Learning.

We train with the joint objective  $\mathcal{L}_{\text{Stage 1}} = \alpha \mathcal{L}_{\text{speaker}}(\mathcal{D}) + (1 - \alpha) \mathcal{L}_{\text{tone}}(\mathcal{D})$  (§ 3). We set  $\alpha = 0.5$ . For  $\mathcal{L}_{\text{speaker}}$  we use temperature  $\tau_g = 0.07$  and sample  $N = 20$  negatives per anchor. For  $\mathcal{L}_{\text{tone}}$ , we use  $\tau_t = 0.07$  and  $\lambda_{\text{cls}} = 1.0$ .

#### Stage 2: ASR Fine-tuning with CTC and KD.

Stage 2 minimizes  $\mathcal{L}_{\text{Stage 2}} = \delta \mathcal{L}_{\text{CTC}}(\mathcal{D}) + (1 - \delta) \mathcal{L}_{\text{KD}}(\mathcal{D})$  (§ 3). We use  $\delta = 1.0$  when KD is not enabled. Optionally, when KD is enabled, we set  $\delta = 0.7$ , and KD temperature  $T = 3.0$ . The teacher is a CTC model trained on word+tone targets using the same XLS-R backbone,<sup>3</sup> following

<sup>3</sup><https://github.com/facebookresearch/fairseq/blob/main/examples/wav2vec/xlsr/>



the standard ASR adaptation procedure for XLS-R. Decoding uses lexicon constraint.

**Optimization.** We optimize all models with Adam (learning rate  $5 \times 10^{-4}$ ), weight decay 0.01, and gradient clipping at 1.0. We use a batch size of 4 with 4-step gradient accumulation (effective batch size 16), and train for 12,000 update steps with 1,200 warmup steps. All experiments are run on a single NVIDIA L40 GPU (48 GB).

**Augmentations.** During training we apply lightweight acoustic perturbations, including additive noise, time-stretching, and gain (volume) jitter (§ 2). To avoid changing lexical meaning in tonal languages, pitch shifting is disabled for tone-related objectives and ASR. We additionally use FreeVC-based voice conversion (§ 2) to generate cross-speaker views, transferring voices across three selected participants. FreeVC augmentation is performed offline and is restricted to the training split. We select a fixed pool of three training speakers and generate cross-speaker views by converting each training token to a different speaker in this pool (source/target both from the pool). Importantly, no test speaker is included in either the source or target set, and no conversion is performed for any test utterance. The augmented set adds 3600 converted tokens (on top of 6857 original tokens), and is used only as additional views for Stage 1 representation learning. Because converted utterances share lexical labels with their originals, we treat them as additional *views* rather than new labels; they do not introduce new lexical content, and they cannot create near-duplicate test items since all conversions are confined to training tokens.

#### B.4 Layer indexing and freezing convention

XLS-R consists of  $M$  Transformer blocks (we use  $M=24$ ), indexed from bottom to top as  $\{1, \dots, M\}$ . Let  $h^{(\ell)}$  denote the hidden states *after* block  $\ell$ . We extract token embeddings by pooling  $h^{(\ell)}$  for all representation evaluations (retrieval, tone geometry, and tone classification). Thus, “19-layer” and “21-layer” refer *only* to the extraction block index  $\ell$  (not the number of updated blocks).

We consider two training modes. In the **freeze** setting, we freeze the bottom 12 blocks throughout training and never update them; in the **non-freeze** setting, these blocks are also trainable.

Our two-stage pipeline allocates the remaining capacity around the extraction block  $\ell$ . Stage 1 updates blocks  $13-\ell$  to learn speaker-invariant and tone-aware geometry at the representation space. Stage 2 fine-tunes the upper blocks  $(\ell+1)-M$  and CTC head for ASR, while keeping blocks  $1-\ell$  fixed so that the Stage 1 representation interface remains unchanged during ASR adaptation.

#### B.5 Evaluation Metrics

**Embedding similarity.** Given an utterance  $x$ , we extract a pooled normalized embedding  $z = f_\theta(x)$ . We use cosine similarity

$$\text{sim}(\mathbf{u}, \mathbf{v}) = \mathbf{u}^\top \mathbf{v},$$

where  $\mathbf{u}, \mathbf{v}$  are  $\ell_2$ -normalized vectors.

**Tone-geometry statistics.** We report average cosine similarity for *positives* (same lexical item, same tone),

$$\text{PosSim} = \mathbb{E}_{(i,j) \in \mathcal{A}_{\text{pos}}} [\cos(\mathbf{z}_i, \mathbf{z}_j)],$$

and average cosine distance for negatives,

$$d_{\cos}(\mathbf{u}, \mathbf{v}) = 1 - \cos(\mathbf{u}, \mathbf{v}),$$

$$\text{NegDist} = \mathbb{E}_{(i,j) \in \mathcal{A}_{\text{neg}}} [d_{\cos}(\mathbf{z}_i, \mathbf{z}_j)].$$

We instantiate  $\mathcal{A}_{\text{neg}}$  as (i) *hard* negatives: same lexical item but different tone, and (ii) *soft* negatives: different lexical items (therefore often also different tones). Since  $\cos(\mathbf{u}, \mathbf{v}) \in [-1, 1]$  for normalized vectors,  $d_{\cos}(\mathbf{u}, \mathbf{v}) \in [0, 2]$ .

**Cross-gender retrieval accuracy.** For each query embedding  $\mathbf{z}_q$ , we rank all opposite-gender gallery embeddings by  $\text{sim}(\mathbf{z}_q, \mathbf{z}_g)$ . Top- $K$  accuracy is the fraction of queries for which at least one of the  $K$  highest-ranked gallery items matches the query’s lexical label.

**ASR error rates.** We report word error rate (WER) and character error rate (CER), computed as normalized Levenshtein distance:

$$\text{WER} = \frac{S_w + D_w + I_w}{N_w},$$

$$\text{CER} = \frac{S_c + D_c + I_c}{N_c},$$

where  $S, D$ , and  $I$  are the numbers of substitutions, deletions, and insertions, and  $N$  is the number of reference tokens (words for WER, characters for CER).

## B.6 Embedding Extraction and Pooling

Across all experiments, we extract frame-level hidden states from the adapted encoder’s block  $\ell$  for each word token segment, and then pool over time to obtain a fixed-dimensional token embedding. Let  $\{h_t\}_{t=1}^T \subset \mathbb{R}^d$  denote the frame-level embeddings aligned to a token segment. We consider the following pooling operators:

$$\begin{aligned} \text{mean: } z &= \frac{1}{T} \sum_{t=1}^T h_t, \\ \text{max: } z_k &= \max_{t \in \{1, \dots, T\}} (h_t)_k, \forall k \in \{1, \dots, d\}, \\ \text{max+mean: } z &= \frac{z^{\text{max}} + z^{\text{mean}}}{2}, \\ \text{weighted: } z &= \alpha z^{\text{max}} + (1 - \alpha) z^{\text{mean}}, \alpha = 0.7. \end{aligned}$$

**Default pooling choices.** We use **max pooling** for **cross-gender retrieval** throughout the paper, as it yields the most stable rankings for lexical identity under speaker variation. For all **tone-related analyses** (tone classification and tone geometry) and all **similarity-scoring experiments**, we use **mean pooling**, which better reflects the overall segment-level representation and produces smoother similarity estimates. These pooling choices are *fixed globally* for **SITA** and are not tuned per experiment, per model variant, or per dataset.

**Pooling ablation.** For completeness, we provide an ablation over pooling strategies in Table 7, confirming that while retrieval performance varies with the pooling operator, our main qualitative conclusions remain unchanged.

## B.7 Similarity scorer protocol and pitch-shift setup

We evaluate whether token embeddings behave sensibly as a similarity scorer by measuring cosine similarity  $s(z_a, z_b) = \frac{z_a^\top z_b}{\|z_a\| \|z_b\|}$  under controlled pairing protocols. Unless noted otherwise, all similarity-scoring experiments use **mean-pooled** token embeddings (Appendix B.6).

**Experiment 1: correct-word similarity (cross-speaker).** We form pairs of the *same base word and same tone* spoken by *different speakers* and report the mean cosine similarity. This approximates reference-based pronunciation matching: similarity should be high for correct productions (same word and tone) across speakers.

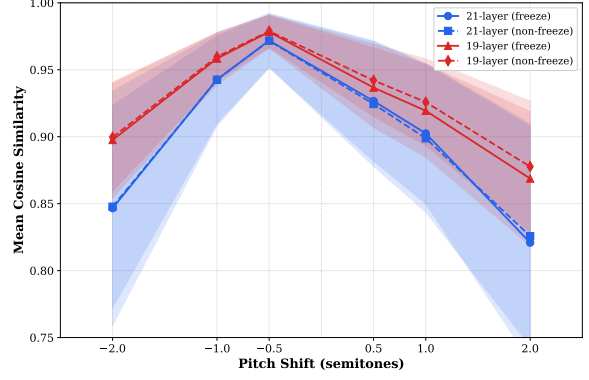


Figure 5: Tone perturbation robustness on Hmong word embeddings. For each model, we report the mean cosine similarity between the original word and versions with pitch shifts of  $-2, -1, -0.5, +0.5, +1$ , and  $+2$  semitones. All four variants maintain high similarity under mild shifts (e.g.,  $\pm 0.5$ ), indicating robustness to small acoustic fluctuations, while similarity drops as the pitch shift magnitude increases, especially for the larger  $\pm 2$  semitone changes. The 21-layer models show a slightly steeper decay than the 19-layer models, suggesting stronger sensitivity to large tone perturbations while remaining stable under realistic within-speaker variation.

**Experiment 2: pitch-shift robustness.** To test robustness to purely acoustic perturbations that preserve lexical identity, we apply synthetic pitch shifts to the waveform and recompute embeddings. We use semitone shifts in  $\{-2, -1, -0.5, +0.5, +1, +2\}$  and report the mean cosine similarity between the original token embedding and each pitch-shifted version.

**Experiment 3: wrong-word similarity.** We sample pairs of *different base words* via permutation and report the mean cosine similarity. A good scorer should assign low similarity to such randomly mismatched lexical content.

**Experiment 4: tone-confusion similarity.** We sample pairs of the *same base word but different tones* and report the mean cosine similarity. This directly probes whether the embedding space collapses tonal contrasts; a tone-aware representation should reduce similarity relative to Exp1.

## C Additional Analyses on Hmong

### C.1 Feature Layer Selection

Figure 6 shows probing for every encoder layer on a SITA checkpoint trained with feature layer 24 by extracting pooled embeddings from layer

Table 7: Effect of pooling strategy on cross-gender word retrieval on Hmong. We report Top-1 / Top-5 accuracy for querying female speech against a male gallery (F→M) and male speech against a female gallery (M→F) under different embedding pooling choices.

Encoder Depth	Pooling	F→M Top-1	F→M Top-5	M→F Top-1	M→F Top-5
<b>21-layer, lower layers frozen</b>					
21 (freeze)	mean	0.5714	0.9000	0.5000	0.8071
21 (freeze)	max	0.6286	0.9286	0.5929	<b>0.8893</b>
21 (freeze)	max+mean	0.6143	0.9429	0.5500	0.8536
21 (freeze)	max+mean (weighted)	0.6143	0.9429	0.5643	0.8643
<b>21-layer, no freezing</b>					
21 (non-freeze)	mean	0.6429	0.9000	0.5500	0.8429
21 (non-freeze)	max	<b>0.6714</b>	<b>0.9571</b>	<b>0.6250</b>	0.8821
21 (non-freeze)	max+mean	0.6857	0.9143	0.5964	0.8714
21 (non-freeze)	max+mean (weighted)	0.6714	0.9286	0.6071	0.8786
<b>19-layer, lower layers frozen</b>					
19 (freeze)	mean	0.4429	0.9143	0.4250	0.7536
19 (freeze)	max	0.5286	0.9429	0.5643	0.8571
19 (freeze)	max+mean	0.4857	0.9286	0.5214	0.8036
19 (freeze)	max+mean (weighted)	0.4857	0.9286	0.5393	0.8286
<b>19-layer, no freezing</b>					
19 (non-freeze)	mean	0.5143	0.8857	0.4000	0.7429
19 (non-freeze)	max	0.5143	0.9000	0.5286	0.8571
19 (non-freeze)	max+mean	0.5286	0.9000	0.4929	0.8214
19 (non-freeze)	max+mean (weighted)	0.5143	0.9000	0.5250	0.8464

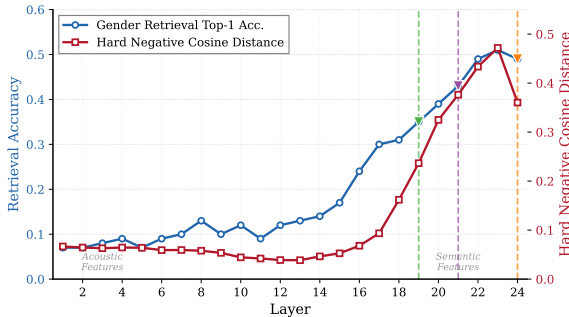


Figure 6: Layer-wise probing on a Stage 1 SITA checkpoint trained with layer 24 as the feature layer. Left axis: Avg Top-1 cross-gender retrieval. Right axis: hard negative cosine distance. Vertical markers indicate the selected feature layers, which balance strong retrieval/tone separation with sufficient upper-layer capacity for Stage 2 ASR training.

$\ell \in \{1, \dots, 24\}$  and measuring Avg Top-1 cross-gender retrieval and hard-negative cosine distance. Deeper layers improve both metrics substantially. However, choosing the very last layers as the representation layer leaves little capacity for Stage 2 ASR updates without directly overwriting the evaluated embedding space. We therefore select layers 19 and 21 as practical trade-offs: layer 19 is where both metrics begin to rise sharply while still leaving five upper layers for Stage II, and layer 21 further

improves retrieval/tone separation.

## C.2 Ablation Study on Voice Conversion Augmentation

To test whether our gains rely on voice conversion, we retrain our main frozen setting (21-layer, freeze) *without* FreeVC, keeping all other training settings and waveform perturbations unchanged. Table 8 removes FreeVC and uses only on-the-fly waveform perturbations. Removing FreeVC does not reduce performance and can even improve cross-gender retrieval in one direction, while tone-geometry statistics remain comparable (Hard/Soft NegDis stay high). This suggests that FreeVC is an optional augmentation rather than a requirement for SITA: in this low-resource, speaker-imbalanced setting, synthetic voice conversion may introduce distributional artifacts that help some query-gallery compositions but are not consistently beneficial across directions. Importantly, our main qualitative conclusions—strong cross-gender lexical retrieval and reduced tone collapse—do not depend only on voice conversion.

## C.3 Pooling Strategy Ablation

SITA operates on frame-level encoder outputs  $\{h_t\}_{t=1}^T$  and requires a pooling operator to ob-

Table 8: Effect of removing FreeVC on the main Hmong setting (21-layer, frozen). “w/o FreeVC” uses only waveform perturbations. Higher is better for Top- $K$  and NegDis; PosSim is cosine similarity.

Setting	F→M Top-1	F→M Top-5	M→F Top-1	M→F Top-5	PosSim	Hard/Soft NegDis
w/ FreeVC	0.6286	0.9286	0.5929	0.8893	0.8000	0.6748/0.9398
w/o FreeVC	0.6143	0.9000	0.7988	0.9825	0.7390	0.6816/0.9520

tain a fixed-dimensional token embedding  $z$  (Appendix B.6). We additionally compare mean pooling, concatenated max+mean pooling, and a weighted max+mean. Table 7 reports Top-1/Top-5 retrieval accuracy under different pooling choices across adaptation depths and freezing settings. Overall, **max pooling consistently yields the strongest retrieval performance** for both F→M and M→F, especially in the lightweight frozen setting, where 21-layer freeze improves from 0.57/0.50 Top-1 under mean to 0.63/0.59 under max. Concatenating max+mean and using a weighted mixture ( $\alpha = 0.7$  for max) provide competitive results but do not consistently outperform pure max pooling. In contrast, mean pooling tends to underperform for retrieval, likely because averaging smooths out salient phonetic cues that are critical for distinguishing short word tokens across speakers. Based on this ablation, we adopt **max pooling for retrieval** throughout the paper. For tone geometry and similarity-scoring analyses, we use **mean pooling** to obtain smoother, more stable embeddings under small acoustic perturbations (Appendix A.2), unless otherwise stated.

#### C.4 Margin-Based Tone Repulsion Loss

In addition to the main InfoNCE-based tone objective, we experimented with a margin-based formulation that explicitly enforces separation between tones via hinge penalties. Let  $z_i \in \mathbb{R}^d$  denote the normalized embedding for token  $i$  and  $s_{ij} = \text{sim}(z_i, z_j) = z_i^\top z_j$ . For each anchor  $i$ , we form three pair sets: positives  $\mathcal{P}(i)$  (same word, same tone), hard negatives  $\mathcal{H}(i)$  (same word, different tone), and soft negatives  $\mathcal{S}(i)$  (different word). The per-anchor loss is

$$\begin{aligned} \ell_i^{\text{margin}} = & \lambda_{\text{attr}} \cdot \frac{1}{|\mathcal{P}(i)|} \sum_{j \in \mathcal{P}(i)} (-s_{ij}) \\ & + \lambda_{\text{hard}} \cdot \frac{1}{|\mathcal{H}(i)|} \sum_{j \in \mathcal{H}(i)} [s_{ij} - m_{\text{hard}}]_+ \\ & + \lambda_{\text{soft}} \cdot \frac{1}{|\mathcal{S}(i)|} \sum_{j \in \mathcal{S}(i)} [s_{ij} - m_{\text{soft}}]_+, \end{aligned} \quad (8)$$

Table 9: Margin-based tone loss ablation on Hmong (§C.4). Retrieval: Avg Top-1/Top-5; tone geometry: cosine distance on hard/soft negatives.

Loss	Feat.	Avg T1	Avg T5	Hard	Soft
InfoNCE	21	0.6108	0.9088	0.6748	0.9398
Margin	21	0.8728	0.9411	0.9523	1.0115
InfoNCE	19	0.5465	0.9000	0.4662	0.6856
Margin	19	0.8571	0.9484	0.6456	0.8601

where  $[x]_+ = \max(x, 0)$ . We set  $m_{\text{hard}} < m_{\text{soft}}$  to impose a stricter separation requirement for same-word different-tone pairs than for different-word pairs. The full objective averages over anchors:

$$\mathcal{L}_{\text{tone}}^{\text{margin}} = \frac{1}{|\mathcal{I}|} \sum_{i \in \mathcal{I}} \ell_i^{\text{margin}}. \quad (9)$$

This margin loss directly targets *tone collapse* by pushing hard negatives below a similarity threshold while preserving within-tone cohesion through the attractive term.

In our margin-based experiment, we set  $m_{\text{hard}} = -0.1$ ,  $m_{\text{soft}} = 0.1$ , and weights  $\lambda_{\text{attr}} = 1.0$ ,  $\lambda_{\text{hard}} = 0.5$ ,  $\lambda_{\text{soft}} = 1.0$ .

Table 9 shows that the margin-based loss produces stronger tone repulsion than InfoNCE under the same adaptation setting: it increases cosine distance for both hard and soft negatives. For our feature layer 21 setting, it increases hard cosine distance from 0.675 to 0.952, soft from 0.940 to 1.012, and correspondingly improves in-domain retrieval. However, these gains come with worse robustness under speaker shift (cf. §D.2), so we keep InfoNCE as the default and report Margin only as an auxiliary ablation.

#### C.5 Tone Classification Results

In SITA, we include a tone-classification head during Stage-II training (weighted by  $\lambda_{\text{cls}}$ ). In this appendix, we report its Top-1 and Top-3 accuracy for all our settings. We use these results as a sanity check that the adapted embeddings retain decodable tone cues, but we emphasize tone-geometry metrics in the main paper since they better capture



Table 10: Tone classification on Hmong. We report Top-1/Top-3 accuracy of the auxiliary tone head.

Setting	Top-1 (%)	Top-3 (%)
Tone Cls Only	86.00	96.29
SITA 21-no-freeze	85.14	96.57
SITA 21-freeze	85.43	97.71
SITA 19-no-freeze	83.43	96.57
SITA 19-freeze	84.57	97.71

Table 11: Similarity scoring on Hmong embeddings. E1: same word+tone (higher better). E3: different word (lower). E4: same word, different tone (lower).

Model	E1 $\uparrow$	E3 $\downarrow$	E4 $\downarrow$
SITA-21 (freeze)	0.7993	<b>0.1045</b>	<b>0.3272</b>
SITA-21 (unfreeze)	0.7955	0.1046	0.3452
SITA-19 (freeze)	<b>0.8548</b>	0.3442	0.5292
SITA-19 (unfreeze)	0.8534	0.3624	0.5486

*relative* separation between same-word different-tone pairs. Table 10 shows that tone is consistently predictable from our embeddings across adaptation depths and freezing policies.

### C.6 Similarity Score Evaluation

Beyond aggregate retrieval and tone metrics, we evaluate whether **SITA** embeddings behave sensibly as a similarity scorer. Given a reference pronunciation of a target word, a useful embedding space should assign high similarity to correct repetitions by different speakers, but lower similarity to (i) different tones of the same base word and (ii) completely different words. See Appendix B.7 for the experiment setup.

Table 11 shows that our 21-layer models preserve high similarity for correct repetitions while strongly suppressing similarity for wrong words and wrong tones. In contrast, the 19-layer variants yield much higher similarity for wrong words and wrong tones, indicating weaker discrimination. Finally, we evaluate robustness to purely acoustic perturbations (Experiment 2) by applying synthetic pitch shifts. As can be seen from Fig. 5, similarity remains stable under mild shifts (e.g.,  $\pm 0.5$ –1 semitone) and decreases gradually for larger shifts, remaining above the “wrong word” baseline, suggesting robustness to benign prosodic variation while retaining sensitivity to tone errors.

### C.7 Per-Tone Analysis

We provide a per-tone diagnostic of **SITA** (21-freeze, InfoNCE-based tone objective) to identify which tones benefit most and which remain chal-

Table 12: Per-tone tone classification accuracy on Hmong (21-freeze, InfoNCE).

Tone	Accuracy
1 (b)	0.98
2	0.74
3 (s)	0.66
4 (j)	0.90
5 (v)	0.94
6 (g)	0.86
7 (m)	0.90

Table 13: Per-tone embedding geometry on Hmong (21-freeze, InfoNCE). PosSim: cosine similarity for positives ( $\uparrow$ ). Hard/Soft NegDist: cosine distance for hard/soft negatives ( $\uparrow$ ). We report mean $\pm$ std.

Tone	PosSim $\uparrow$	Hard NegDist $\uparrow$	Soft NegDist $\uparrow$
1 (b)	0.84 $\pm$ 0.046	0.71 $\pm$ 0.074	0.90 $\pm$ 0.016
2	0.74 $\pm$ 0.070	0.63 $\pm$ 0.068	0.90 $\pm$ 0.014
3 (s)	0.77 $\pm$ 0.062	0.63 $\pm$ 0.069	0.89 $\pm$ 0.013
4 (j)	0.80 $\pm$ 0.048	0.68 $\pm$ 0.074	0.89 $\pm$ 0.011
5 (v)	0.82 $\pm$ 0.050	0.66 $\pm$ 0.065	0.88 $\pm$ 0.017
6 (g)	0.74 $\pm$ 0.072	0.69 $\pm$ 0.094	0.90 $\pm$ 0.015
7 (m)	0.80 $\pm$ 0.062	0.69 $\pm$ 0.092	0.89 $\pm$ 0.012

lenging. We report (i) per-tone tone classification accuracy and (ii) per-tone embedding geometry. For geometry, we compute *PosSim* (cosine similarity for same-word same-tone pairs,  $\uparrow$ ), *Hard NegDist* (cosine distance for same-word different-tone pairs,  $\uparrow$ ), and *Soft NegDist* (cosine distance for different-word pairs,  $\uparrow$ ), reported as mean $\pm$ std.

The largest errors concentrate on Tones 2 and 3 (Table 12). Consistent with this, these tones show lower PosSim and larger variance (Table 13), suggesting reduced within-tone consistency. Hard NegDist varies less across tones, indicating that the main remaining challenge is tone-specific cohesion rather than global tone separation.

## D Results on Unfreezing/KD/Full Tables

This appendix reports additional **SITA** results omitted from the main paper for clarity: (i) full retrieval results including non-frozen variants, (ii) ASR ablations with knowledge distillation (KD), (iii) InfoNCE/Margin variants, and (iv) full tables for unseen-speaker evaluation.

### D.1 Full Retrieval and Tone Geometry Tables (Including Unfreezing)

Table 14 consolidates Hmong results across retrieval, tone geometry, and ASR. We include InfoNCE vs. margin/hinge, frozen vs. non-frozen updates, and optional KD for ASR.

Table 14: Full Hmong results table. Retrieval: Top-1/Top-5 for F→M and M→F. Tone geometry: PosSim and cosine distance on hard/soft negatives (Hard/Soft NegDist). ASR: CER/WER (lower is better). KD applies to Stage 2 ASR training only (“-” means not applicable).

Feat.	Upd.	Loss	Retrieval				Tone Geometry			ASR	
			F→M		M→F		PosSim	Hard	Soft	CER	WER
			T1	T5	T1	T5					
InfoNCE (main)											
21	frz	InfoNCE	0.6286	0.9286	0.5929	0.8893	0.8000	0.6748	0.9398	0.2261	0.5505
21	frz+KD	InfoNCE	—	—	—	—	—	—	—	0.2301	0.5757
21	unfrz	InfoNCE	0.6714	0.9571	0.6250	0.8821	0.7967	0.6566	0.9399	0.2152	0.5550
21	unfrz+KD	InfoNCE	—	—	—	—	—	—	—	0.2152	0.5436
19	frz	InfoNCE	0.5286	0.9429	0.5643	0.8571	0.7997	0.4662	0.6856	0.2094	0.5344
19	frz+KD	InfoNCE	—	—	—	—	—	—	—	0.1985	0.5115
19	unfrz	InfoNCE	0.5143	0.9000	0.5286	0.8571	0.7975	0.4531	0.6667	0.2140	0.5390
19	unfrz+KD	InfoNCE	—	—	—	—	—	—	—	0.2031	0.5183
Margin/Hinge (auxiliary)											
21	frz	Margin	0.8214	0.9143	0.9242	0.9679	0.8649	0.9523	1.0115	—	—
21	unfrz	Margin	0.6857	0.9286	0.7434	0.9738	0.6455	0.8213	0.9182	—	—
19	frz	Margin	0.7929	0.9143	0.9213	0.9825	0.8533	0.6456	0.8601	—	—
19	unfrz	Margin	0.5500	0.8143	0.6560	0.9417	0.6398	0.4509	0.5661	—	—

Table 15: Unseen-speaker split on Hmong (M→F). Retrieval: Top-1/Top-5. Tone geometry: PosSim is cosine similarity on positives; Hard/Soft are cosine distance on hard/soft negatives (higher indicates stronger separation).

Loss	Feat.	Upd.	Retrieval		Tone Geometry		
			Top-1	Top-5	PosSim	Hard	Soft
InfoNCE	21	unfrz	0.5420	0.7809	0.7759	0.4245	0.7735
InfoNCE	21	frz	0.5651	0.8089	0.7889	0.4406	0.7806
InfoNCE	19	unfrz	0.6145	0.8764	0.8588	0.2992	0.5314
InfoNCE	19	frz	<b>0.6870</b>	<b>0.9077</b>	0.8653	0.3169	0.5554
Margin	21	unfrz	0.3888	0.6079	0.7966	0.5493	0.7496
Margin	21	frz	0.2965	0.4152	0.7954	<b>0.5815</b>	<b>0.8442</b>
Margin	19	unfrz	0.4530	0.7759	0.8777	0.3010	0.4562
Margin	19	frz	0.4415	0.6837	0.8510	0.3484	0.6693

## D.2 Unseen-Speaker Split: Full Retrieval and Tone Geometry

Table 15 summarizes the full unseen-speaker evaluation on Hmong (M→F), reporting both cross-gender retrieval and tone-geometry statistics for frozen and non-frozen variants. Overall, the standard InfoNCE objective remains most robust under speaker shift, while the margin-based objective increases tone separation with higher Hard/Soft cosine distance, but often reduces retrieval.

## E Mandarin Supplementary Results

We transfer **SITA** to the Mandarin corpus using the same architecture, objectives, and hyperparameters as Hmong, changing only the training data and tone inventory. Table 16 summarizes retrieval and tone geometry results and Table 17 summarizes ASR results. **SITA** achieves near-ceiling Male→Female retrieval while maintaining strong tone structure.

Table 16: Mandarin: M→F retrieval and tone geometry.

Setup			Retrieval		Tone geom.		
Setting	Feat	Frz	Top-1	Top-5	PosSim	Hard	Soft
XLS-R	-	-	0.2457	0.4768	0.9856	0.0093	0.0194
XLS-R Adaptation	-	-	0.0640	0.1780	0.9902	0.0056	0.0063
Whisper (Large-v3)	-	-	0.8476	0.9738	0.9876	0.0011	0.0021
ASR Adaptation	-	-	0.9622	0.9957	0.9863	0.0172	0.1062
SITA	19	✓	0.9890	0.9994	0.9644	0.3500	0.6090
SITA	19	✗	0.9896	0.9982	0.9650	0.3648	0.6491
SITA	21	✓	<b>0.9927</b>	<b>0.9994</b>	0.9533	0.6469	1.0131
SITA	21	✗	0.9915	0.9994	0.9530	0.6247	1.0042

Table 17: Mandarin: ASR CER/WER. Lower is better.

Setup			ASR (CTC)	
Setting	Feat	Frz	CER/WER	CER/WER (+KD)
Whisper (Large-v3)	-	-	0.5006/0.6787	-
OmnilingualASR 7B	-	-	1.0000/1.0000	-
ASR Adaptation	-	-	0.0107/0.0360	-
SITA	19	✓	0.0073/0.0274	0.0071/0.0280
SITA	19	✗	0.0086/0.0311	0.0078/0.0280
SITA	21	✓	0.0089/0.0323	0.0148/0.0555
SITA	21	✗	0.0082/0.0305	0.0144/0.0561