

Boltzmann Sampling for Powersets without an Oracle

Jean C. Peyen
University of Dundee, DIICSU
jpeyen001@dundee.ac.uk

January 15, 2026

Abstract

We show that powersets over structures with a bounded counting sequence can be sampled efficiently without evaluating the generating function. An algorithm is provided, implemented, and tested. Runtimes are comparable to existing Boltzmann samplers reported in the literature.

Keywords: powerset; occupancy problem; Boltzmann sampling; Poisson; thinning

1 Introduction

The Boltzmann model is an efficient tool for the random generation of combinatorial objects introduced by Duchon et al. [DFLS04]. If we define a combinatorial structure \mathcal{C} , endowed with a size function $N : \mathcal{C} \rightarrow \mathbb{N}_0$, the Boltzmann distribution over \mathcal{C} is given by

$$\mathbb{P}(\gamma) = \frac{z^{N(\gamma)}}{C(z)}, \quad (1)$$

where C is the generating function of the structure \mathcal{C} . In order to control the size of the output, the parameter z has to be tuned for a given target, using the relation

$$\mathbb{E}(N) = \frac{zC'(z)}{C(z)}. \quad (2)$$

In many cases, the formalism of analytic combinatorics, introduced by Flajolet and Sedgewick [FS09], systematises the implementation of samplers based on the Boltzmann model. Their implementation typically necessitates an oracle for the evaluation of the generating function. The oracle can be implemented with a fixed point iteration or with a Newton iteration [PS08].

In this paper, we focus on sampling powersets. A Boltzmann sampler for powersets has already been proposed in [FFP07], it is based on prior sampling of a multiset and exclusion of elements with even multiplicities. This sampler requires an oracle for the generation of the multiset.

Our aim is to develop an idea briefly mentioned in [Pey23]. We show that powersets over structures with a bounded counting sequence can be sampled without using an oracle for the generating function. This method consists in recovering the Boltzmann distribution using an infinite occupancy model, with a random number of adequately distributed parts, and omitting the repetitions. It relies on the thinning method which can be applied because of the bound on the counting sequence.

2 Definitions and notations

The occupancy problem consists in distributing a given number m of balls among a set of boxes with positive frequencies. The reader may refer to [Fel57] for a presentation of the occupancy problem in its classical form or to [GHP07] for the case with infinitely many boxes.

Definition 1. In this paper, we denote by \mathcal{A} a combinatorial class endowed with a size function $N : \mathcal{A} \rightarrow \mathbb{N}_0$ and by \mathcal{C} the structure $\text{PSet}(\mathcal{A})$. We define the level sets of the size function and the counting sequence

$$\mathcal{A}_n = \{\ell \in \mathcal{A} \mid N(\ell) = n\}, \quad a_n = \#\mathcal{A}_n. \quad (3)$$

Definition 2. We define \mathbb{P} as the distribution of the occupancy model with a random number of elements M . The elements are distributed over \mathcal{A} with frequency $f = (f_\ell)_{\ell \in \mathcal{A}}$. We generically denote by $\nu = (\nu_\ell)_{\ell \in \mathcal{A}}$ the sequence of multiplicities of a configuration with distribution \mathbb{P} . This means that we have

$$\nu_\ell = \sum_{k=1}^M \mathbf{1}_\ell(X_k), \quad (4)$$

where the X_k are i.i.d. with law

$$\mathbb{P}(X_k = \ell) = f_\ell. \quad (5)$$

Definition 3. We define ν' as the random element of \mathcal{C} obtained by setting to 1 the multiplicity of each element that has a non-zero multiplicity in ν . In particular

$$\mathbb{P}(\nu'_\ell = 1) = 1 - \mathbb{P}(\nu_\ell = 0). \quad (6)$$

3 Construction of the sampler

To summarise the main idea: to generate an element of $\text{PSet}(\mathcal{A})$ we first generate a configuration from an occupancy model with boxes labeled by the elements of \mathcal{A} and a random number of balls M . The distinction between the balls is omitted to obtain an element of $\text{MSet}(\mathcal{A})$. Finally, multiplicities are also omitted to obtain an element of $\text{PSet}(\mathcal{A})$. With an adequate choice of distribution for M and for the occupancy model, this process generates a configuration with the Boltzmann distribution as shown in Proposition 6. The algorithm given in Proposition 7 can be used to implement this construction, as shown in Section 4.

Proposition 4.

$$\mathbb{P}(\nu'_\ell = 1) = 1 - G_M(1 - f_\ell) \quad (7)$$

$$\text{Cov}(\nu'_\ell, \nu'_{\ell'}) = G_M(1 - (f_\ell + f_{\ell'})) - G_M(1 - f_\ell)G_M(1 - f_{\ell'}) \quad (8)$$

where G_M is the probability generating function of M .

Proof.

Proof of (7)

$$\mathbb{P}(\nu'_\ell = 1) = 1 - \mathbb{P}(\nu_\ell = 0) = 1 - \sum_{m=0}^{\infty} \mathbb{P}(M = m)(1 - f_\ell)^m = 1 - G_M(1 - f_\ell).$$

Proof of (8)

$$\text{Cov}(\nu'_\ell, \nu'_{\ell'}) = \mathbb{P}(\nu'_\ell \nu'_{\ell'} = 1) - \mathbb{P}(\nu'_\ell = 1)\mathbb{P}(\nu'_{\ell'} = 1)$$

where

$$\begin{aligned} \mathbb{P}(\nu'_\ell \nu'_{\ell'} = 1) &= \mathbb{P}(\nu'_\ell = 1) + \mathbb{P}(\nu'_{\ell'} = 1) - \mathbb{P}(\nu'_\ell = 1 \text{ or } \nu'_{\ell'} = 1) \\ &= \mathbb{P}(\nu'_\ell = 1) + \mathbb{P}(\nu'_{\ell'} = 1) - \mathbb{P}((\nu_\ell, \nu_{\ell'}) \neq (0, 0)) \\ &= [1 - G_M(1 - f_\ell)] + [1 - G_M(1 - f_{\ell'})] - [1 - G_M(1 - (f_\ell + f_{\ell'}))] \\ &= 1 - G_M(1 - f_\ell) - G_M(1 - f_{\ell'}) + G_M(1 - (f_\ell + f_{\ell'})) \end{aligned}$$

and

$$\mathbb{P}(\nu'_\ell = 1)\mathbb{P}(\nu'_{\ell'} = 1) = 1 - G_M(1 - f_\ell) - G_M(1 - f_{\ell'}) + G_M(1 - f_\ell)G_M(1 - f_{\ell'}).$$

Thus we can conclude. □

Proposition 5.

1. If M follows a Poisson distribution, then the ν'_ℓ are mutually independent.
2. If the ν'_ℓ are uncorrelated and the f_ℓ accumulate at 0 (i.e. they take infinitely many non-zero values), then M follows a Poisson distribution.

Proof.

1. Assume that M follows the Poisson distribution with parameter λ . Its probability generating function is $G_M(t) = \exp(\lambda(t - 1))$ and $\mathbb{P}(\nu'_\ell = 0) = \exp(-\lambda f_\ell)$. Consider a subset E of \mathcal{A} . The probability that $\nu'_\ell = 0$ for all $\ell \in E$ is

$$\sum_{m=0}^{\infty} \mathbb{P}(M = m) \left(1 - \sum_{\ell \in E} f_\ell\right)^m = G_M\left(1 - \sum_{\ell \in E} f_\ell\right) = \exp\left(-\lambda \sum_{\ell \in E} f_\ell\right) = \prod_{\ell \in E} \exp(-\lambda f_\ell).$$

We can conclude with a monotone class argument.

2. For all ℓ, ℓ' , since ν'_ℓ and $\nu'_{\ell'}$ are uncorrelated,

$$G_M(1 - (f_\ell + f_{\ell'})) - G_M(1 - f_\ell) \cdot G_M(1 - f_{\ell'}) = 0$$

in particular, if $\ell = \ell'$, denoting $g_m = \mathbb{P}(M = m)$, we have

$$G_M(1 - 2f_\ell) = G_M(1 - f_\ell)^2 \Leftrightarrow \sum_{m=0}^{\infty} g_m(1 - 2f_\ell)^m = \sum_{m=0}^{\infty} (1 - f_\ell)^m \sum_{k=0}^m g_k g_{m-k}$$

thus, as a consequence of the isolated zeros theorem (see [Rud87]) we have the functional equation

$$G_M(1 - 2t) = G_M(1 - t)^2,$$

that identifies the generating function of a Poisson distribution.

□

Proposition 6. *Let \mathcal{A} be a non-empty combinatorial structure with size function $N : \mathcal{A} \rightarrow \mathbb{N}_0$. Let f be the distribution*

$$f_\ell = \frac{\ln(1 + z^{N(\ell)})}{\ln C(z)} \quad , \quad \ell \in \mathcal{A}, \quad (9)$$

where F is the generating function of $\text{PSet}(\mathcal{A})$,

$$C(z) = \prod_{\ell \in \mathcal{A}} (1 + z^{N(\ell)}). \quad (10)$$

Suppose that M follows the Poisson distribution with parameter $\lambda = \ln(C)$. The strict partition defined by the multiplicities ν'_ℓ follows the Boltzmann distribution over $\text{PSet}(\mathcal{A})$.

Proof. It is an immediate consequence of Proposition 4 which gives the marginal law of the ν'_ℓ

$$\mathbb{P}(\nu'_\ell = 1) = \frac{z^{N(\ell)}}{1 + z^{N(\ell)}}$$

and Proposition 5 which ensures the independence and allows to recover the Boltzmann distribution. □

We can avoid the explicit calculation of the parameter λ by using the Lewis thinning method; see [Oga81] for a clear presentation of this method for Poisson processes, from which our case follows.

Proposition 7. *Assume the counting sequence of \mathcal{A} is bounded as follows*

$$a_n \leq \bar{a}, \quad \forall n \in \mathbb{N}_0. \quad (11)$$

Then, the algorithm here below is a Boltzmann sampler for \mathcal{C} .

Algorithm Boltzmann(z)

```

1: Initialise  $\nu' \leftarrow \emptyset$ 
2:  $\bar{\lambda} \leftarrow \frac{\bar{a}}{1 - z}$ 
3:  $\bar{M} \leftarrow \text{Poiss}(\bar{\lambda})$ 
4: for  $i$  from 1 to  $\bar{M}$  do
5:    $n \leftarrow \text{Geom}(1 - z)$ 
6:   if  $\text{Bern}\left(\frac{a_n \ln(1 + z^n)}{\bar{a} z^n}\right)$  then
7:      $\ell \leftarrow \text{Unif}(\mathcal{A}_n)$ 
8:      $\nu' \leftarrow \nu' \cup \{\ell\}$ 
9:   end if
10: end for
```

Proof. We interpret the random variable M , defined in Proposition 6, as the number of ticks per unit of time of a set of mutually independent exponential clocks with respective rate $a_n \ln(1 + z^n)$. By thinning, each tick of these clocks is a tick of a faster clock with rate $\bar{a} z^n$ which is accepted with probability

$$\frac{a_n \ln(1 + z^n)}{\bar{a} z^n}.$$

For each tick of the set of faster clocks, the probability that it has been triggered by the n -th clock is

$$\frac{\bar{a} z^n}{\sum_{k=0}^{\infty} \bar{a} z^k} = z^n (1 - z).$$

It matches the probability mass function of the geometric distribution sampled in the algorithm.

Finally, we observe that the elements of a level set \mathcal{A}_n have the same probability of occurrence. It is consistent with the conditional uniformity of the Boltzmann distribution. □

4 Practical implementation and tests

In this section, we confirm the practical validity of the algorithm described in Proposition 7 by testing a Python implementation. Although Python is not a high performance language, it facilitates the implementation of this particular algorithm with the `set` class, allowing to write a high level code, as close as possible to the pseudo-code.

Boltzmann samplers are often used in conjunction with a rejection scheme, in order to control the output size. We distinguish:

- Free samplers, that simply reproduce the Boltzmann distribution without rejection.
- Approximate rejection schemes, that repeat the sampler until the size belongs to a range $[(1 - \varepsilon)n, (1 + \varepsilon)n]$.
- Exact rejection schemes, that repeat the sampler until the size is exactly equal to a given value n .

In this section, we report tests results for free and exact sampling schemes. Tests were carried out on an Apple MacBook Air M4. The Python code used to generate the figures is available in the GitHub repository of the project [Pey]. Runtime comparisons are indicative, since the hardware configurations and programming languages differ from the literature references.

Example 8. Consider the classical case of strict partitions, where $\mathcal{A} = \mathbb{N}$. These can be represented graphically with the upper bound of their Young diagram

$$Y(x) = \sum_{n \geq x} \nu'_n, \quad x \geq 0.$$

Here we have $\mathcal{A}_n = \{n\}$ and $\bar{a} = a_n = 1$. We can give an explicit calibration equation that links the expected size and the parameter z

$$z \sim \exp\left(-\frac{1}{\sqrt{c\mathbb{E}(N)}}\right), \quad c = \frac{\sqrt{12}}{\pi}.$$

The limit shape after rescaling by the square root of the size is given in [Ver96]

$$e^{\pi y/\sqrt{12}} = 1 + e^{-\pi x/\sqrt{12}}.$$

Figure 9 confirms that the sampler reproduces this shape as the size goes to infinity (or equivalently z goes to 1).

The expected number of iterations of the `for` loop is equal to \bar{M} , on average it is $\bar{\lambda}$. With the calibration equation we obtain

$$\bar{\lambda} \sim \sqrt{c\mathbb{E}(N)}.$$

Moreover, as shown by the benchmark summarised in Tables 1 and 2, and Figure 8, runtimes are comparable to those reported in [FFP07].

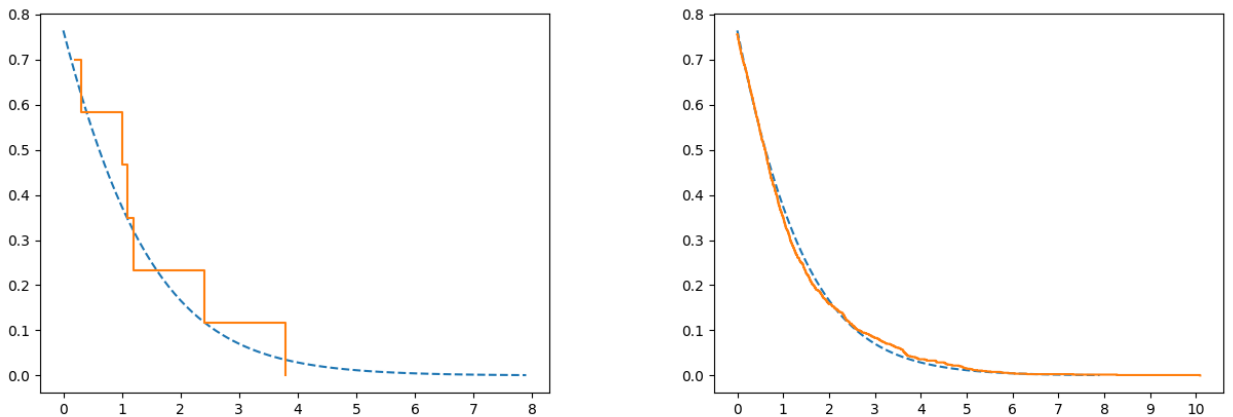


Figure 1: The orange hard line represents a sampled partition, and the blue dotted line represents the scaling limit. On the left panel the partition is of size 100 and on the right panel it is of size 1 000 000.

Expected size	Average Sampling Time	Sampling Time Standard Deviation
10^3	$3.11 \times 10^{-2} ms$	$2.03 \times 10^{-1} ms$
10^6	$8.33 \times 10^{-1} ms$	$2.00 \times 10^{-1} ms$
10^9	$2.69 \times 10 ms$	$5.34 \times 10^{-1} ms$

Table 1: Benchmark times for free size sampling of strict partitions

Expected size	Average Sampling Time	Sampling Time Standard Deviation
10^2	$1.09 ms$	$1.10 ms$
10^3	$1.87 \times 10 ms$	$1.88 \times 10 ms$
10^4	$3.77 \times 10^2 ms$	$3.88 \times 10^2 ms$

Table 2: Benchmark times for exact size sampling of strict partitions

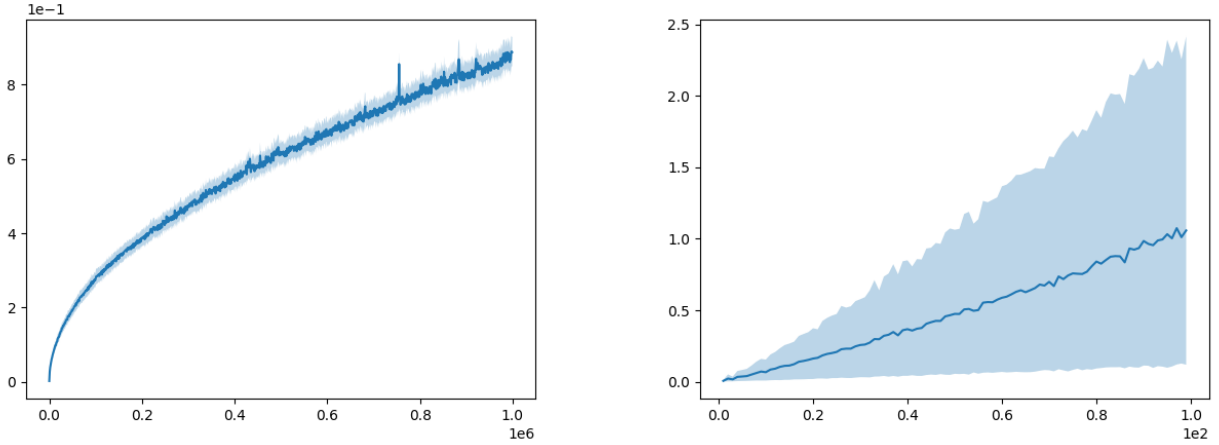


Figure 2: Sampling times (in ms) for the free sampler (left panel) and the free sampler (right panel). The shaded region represents the interval between the centiles 10 and 90.

Example 9. We consider the case of strict partitions into squares with two parameters, the size and the number of parts. Although it is not covered in Section 3, it is an immediate generalisation. This class of partitions has been treated in [PBM24]. The frequency of parts in ν is given by

$$f_n = \frac{\ln(1 + z_2 z_1^n) \mathbf{1}_S(n)}{\ln C(z_1, z_2)},$$

where S designates the set of the perfect squares. The counting sequence is the indicator of S

$$a_n = \mathbf{1}_S(n) \leq 1 = \bar{a},$$

we have

$$\bar{\lambda} = \frac{z_2}{1 - z_1}$$

and the acceptance probability to use in the sampler is

$$\mathbf{1}_S(n) \frac{\ln(1 + z_2 z_1^n)}{z_2 z_1^n}.$$

In an adequate limit regime, the expected size and length are linked to the parameters z_1 and z_2 by the formula:

$$z_1 \sim \exp\left(-\frac{\mathbb{E}(M)}{2\mathbb{E}(N)}\right), \quad z_2 \sim \sqrt{\frac{\kappa}{2}} \frac{1}{\Gamma(3/2)}, \quad \kappa = \frac{\mathbb{E}(M)^3}{\mathbb{E}(N)}.$$

The limit shape is the survival function of the gamma distribution with shape parameter $1/2$ and scale 1

$$1 - \frac{1}{\sqrt{\pi}} \int_0^x u^{-1/2} e^{-u} du$$

under the rescaling

$$\tilde{Y}(x) = \frac{1}{\mathbb{E}(M)} Y\left(\frac{2\mathbb{E}(N)x}{\mathbb{E}(M)}\right).$$

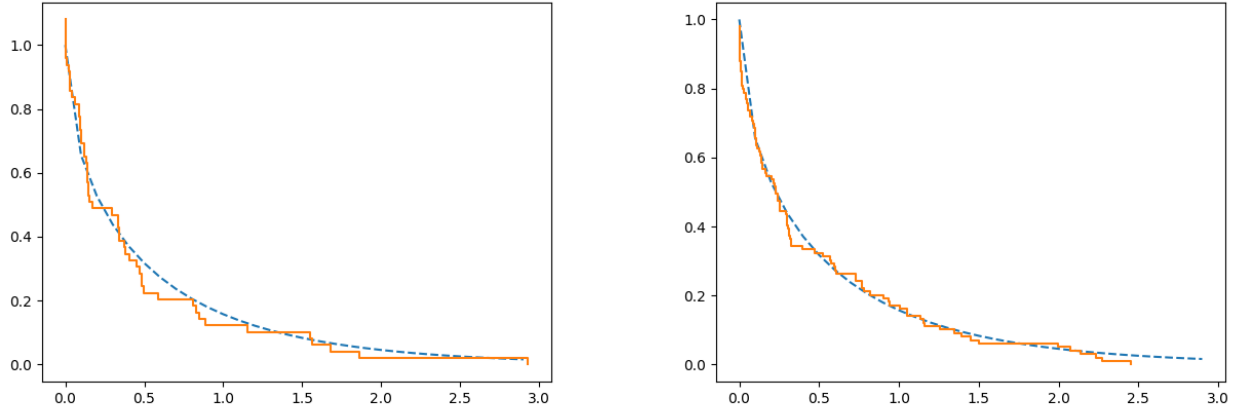


Figure 3: The orange hard line represents a sampled partition, and the blue dotted line represents the scaling limit. On the left panel the partition has been sampled with $\mathbb{E}(M) = 50$, $\mathbb{E}(N) = 10^9$ and on the right panel it is has been sampled with $\mathbb{E}(M) = 100$, $\mathbb{E}(N) = 10^{12}$.

We can show that the expected number of iterations of the loop satisfies the following

$$\bar{\lambda} \sim \frac{\sqrt{2\mathbb{E}(N)\mathbb{E}(M)}}{\Gamma(3/2)}.$$

Actual execution times are reported in Table 3. The reported performance are sensibly similar to those of [PBM24]. As a sanity check, we can run the code to show that the sampling time is of the order of 0.1 ms for $\mathbb{E}(N) = 12\,500$, $\mathbb{E}(M) = 5$.

Expected size	Expected length	Average Sampling Time	Sampling Time Standard Deviation
10^6	5	1.18 ms	$3.16 \times 10^{-2}\text{ ms}$
10^6	10	1.74 ms	$4.10 \times 10^{-2}\text{ ms}$
10^6	15	2.07 ms	$5.28 \times 10^{-2}\text{ ms}$
10^6	20	2.41 ms	$5.39 \times 10^{-2}\text{ ms}$
10^9	5	$3.80 \times 10\text{ ms}$	$5.19 \times 10^{-1}\text{ ms}$
10^9	10	$5.39 \times 10\text{ ms}$	$5.25 \times 10^{-1}\text{ ms}$
10^9	15	$6.72 \times 10\text{ ms}$	$6.03 \times 10^{-1}\text{ ms}$
10^9	20	$7.73 \times 10\text{ ms}$	$5.82 \times 10^{-1}\text{ ms}$

Table 3: Benchmark times for free size sampling of strict partitions into squares

5 Discussion

The Boltzmann sampler proposed in this paper does not require an oracle to calculate the generating function. Moreover, it covers cases where \mathcal{A} contains elements of size zero, which is not possible with the sampler described [FFP07]. Its drawback is that it only applies to structures with a bounded counting sequence.

An alternative sampling approach, which does not require an oracle, was proposed in [PBM24]. The sampler sequentially generates multiplicities for increasing elements of \mathcal{A} , stopping the loop when the size exceeds a threshold. Deriving an adequate threshold requires an analysis of the distribution of the size of the parts to control the error due to the “truncation” of \mathcal{A} . It is a tedious procedure that needs to be done case by case.

The time complexity of the method proposed in this paper, both in theory and in practice, is comparable to those reported in the literature [FFP07, PBM24], and the implementation is an elementary task; this makes this approach viable in practice.

References

- [DFLS04] Philippe Duchon, Philippe Flajolet, Guy Louchard, and Gilles Schaeffer. Boltzmann samplers for the random generation of combinatorial structures. *Combinatorics, Probability and Computing*, 13:577–625, 2004.
- [Fel57] William Feller. *An Introduction to Probability Theory and Its Applications*. Wiley, 1957.

- [FFP07] Philippe Flajolet, Eric Fusy, and Carine Pivoteau. *Boltzmann Sampling of Unlabelled Structures*, pages 201–211. 2007.
- [FS09] Philippe Flajolet and Robert Sedgewick. *Analytic Combinatorics*. Cambridge University Press, 2009.
- [GHP07] Alexander Gneden, Ben Hansen, and Jim Pitman. Notes on the occupancy problem with infinitely many boxes: general asymptotics and power laws. *Probability Surveys*, 4:146 – 171, 2007.
- [Oga81] Yosihiko Ogata. On Lewis’ simulation method for point processes. *IEEE Transactions on Information Theory*, 27(1):23–31, 1981.
- [PBM24] Jean C. Peyen, Leonid V. Bogachev, and Paul P. Martin. Boltzmann distribution on “short” integer partitions with power parts: Limit laws and sampling. *Advances in Applied Mathematics*, 159:102739, 2024.
- [Pey] Jean C. Peyen. Github repository. <https://github.com/Etamunu/BoltzmannPSet>.
- [Pey23] Jean C. Peyen. *Asymptotic Analysis of Discrete Random Structures: Constrained Integer Partitions and Aggregating Particle Systems*. PhD thesis, University of Leeds, 2023.
- [PS08] Carine Pivoteau and Bruno Salvy. Boltzmann oracle for combinatorial systems. *Discrete Mathematics & Theoretical Computer Science*, pages 475–488, 2008.
- [Rud87] Walter Rudin. *Real and complex analysis, 3rd ed.* McGraw-Hill, Inc., USA, 1987.
- [Ver96] Anatoli M. Vershik. Statistical mechanics of combinatorial partitions, and their limit shapes. *Functional Analysis and its Applications*, 30, 1996.