

Model-Agnostic and Uncertainty-Aware Dimensionality Reduction in Supervised Learning

Yue Yu¹, Guanghui Wang¹, Liu Liu², and Changliang Zou¹

¹*School of Statistics and Data Science, Nankai University, Tianjin, China*

²*School of Mathematical Science, Chengdu University of Technology, Chengdu, China*

Abstract

Dimension reduction is a fundamental tool for analyzing high-dimensional data in supervised learning. Traditional methods for estimating intrinsic order often prioritize model-specific structural assumptions over predictive utility. This paper introduces predictive order determination (POD), a model-agnostic framework that determines the minimal predictively sufficient dimension by directly evaluating out-of-sample predictiveness. POD quantifies uncertainty via error bounds for over- and underestimation and achieves consistency under mild conditions. By unifying dimension reduction with predictive performance, POD applies flexibly across diverse reduction tasks and supervised learners. Simulations and real-data analyses show that POD delivers accurate, uncertainty-aware order estimates, making it a versatile component for prediction-centric pipelines.

1 Introduction

Dimension reduction is a core idea in modern statistics. It provides low-dimensional summaries of high-dimensional data while keeping the information needed for reliable prediction and inference (Jolliffe, 2002; Li, 2018). In supervised problems, we observe predictors $X \in \mathbb{R}^p$ and aim to predict a response $Y \in \mathbb{R}^q$ using as few transformed variables as possible. The smallest such number is the *intrinsic order*, denoted d^* .

1.1 Motivating examples

Example 1 (Factor regression). Latent factors $f \in \mathbb{R}^{d_F^*}$ drive both the predictors X and, through an unknown link m , the response Y with $q = 1$ (Fan and Gu, 2024; Fan

et al., 2024):

$$Y = m(f) + \varepsilon, \quad X = Bf + u,$$

where B is a loading matrix and ε and u are noise. All predictive information resides in the d_F^* coordinates of f . When m is linear, the model reduces to principal component regression.

Example 2 (Sufficient dimension reduction, SDR). There may exist a matrix $B \in \mathbb{R}^{p \times d_{CS}^*}$ with the smallest possible number of columns such that Y (with $q = 1$) is independent of X given $B^\top X$. The span of B is the central subspace and has dimension d_{CS}^* (Li, 1991; Cook and Weisberg, 1991). Focusing only on $\mathbb{E}(Y | X)$ yields the central mean subspace, with dimension $d_{CMS}^* \leq d_{CS}^*$ (Cook and Li, 2002).

Example 3 (Reduced-rank regression). For multivariate responses,

$$Y = A^\top X + \varepsilon, \quad A = B\Omega,$$

where A has rank $d_R^* < \min\{p, q\}$, $B \in \mathbb{R}^{p \times d_R^*}$, $\Omega \in \mathbb{R}^{d_R^* \times q}$, and ε is noise. All predictive information lies in the d_R^* coordinates of $B^\top X$ (Izenman, 1975).

Though these paradigms differ mechanistically, they share a unified goal: finding the minimal dimension d^* (e.g., d_F^* , d_{CS}^* , d_{CMS}^* , d_R^*) that preserves all predictive information in X for Y . This common thread motivates a shift in perspective: rather than relying on problem-specific structural diagnostics, we seek to determine d^* by directly measuring how dimensionality affects predictive performance.

1.2 Limitations of classical order-estimation methods

Classical approaches generally frame order estimation as a model selection problem. Information criteria based on penalized likelihood or eigenvalue thresholds remain popular for factor models (Bai and Ng, 2002), SDR (Zhu et al., 2006), and reduced-rank regression (Bunea et al., 2011); adaptive penalties have also been proposed for SDR (Luo and Li, 2016). Other common approaches include cross-validation, used in SDR (Xia et al., 2002) and reduced-rank regression (Yuan et al., 2007), as well as sequential tests comparing eigenvalues from method-specific kernel matrices in SDR (e.g., Li, 1991; Bura and Yang, 2011) or from the sample covariance matrix in factor models (typically in an *unsupervised* fashion) (e.g., Onatski, 2009; Yu et al., 2025). Visual heuristics such as scree plots or regression plots persist in practice despite limited theoretical support (Cattell, 1966; Cook, 1994).

These approaches typically prioritize structure assumptions (e.g., eigenvalue decay or distributional conditions) over the ultimate goal of supervised learning: prediction accuracy. While they yield point estimators under specific combinations of task, model,

and algorithm, they lack a unified framework to evaluate dimensionality through the lens of predictive sufficiency. Consequently, they provide limited guidance for downstream prediction tasks and often do not quantify *uncertainty* in a systematic way. Recent studies highlight the practical importance of uncertainty quantification in order estimation. For instance, in factor regression, mild overestimation of the number of factors may be relatively benign (Fan and Liao, 2022); however, underestimation risks missing important predictive signals, and severe overestimation accumulates noise, both of which harm predictive performance. Moreover, as modern data-analysis pipelines increasingly incorporate complex, non-linear dimension-reduction methods such as deep neural networks (Fan and Gu, 2024; Chen et al., 2024b), traditional eigenvalue-based diagnostics become unreliable due to the resulting complex spectral behavior. These challenges demand a framework that explicitly ties dimension reduction to predictive performance, provides model-agnostic uncertainty quantification, and prioritizes supervision-aware dimension selection.

1.3 Our contributions

To address these challenges, we introduce *predictive order determination (POD)* and contribute two main advances.

- **Prediction-optimal dimension via supervision.** For any candidate dimension d , POD evaluates the predictiveness gap, that is, the drop in out-of-sample prediction risk incurred by using only d dimensions instead of the full representation. Under mild conditions, the smallest d at which this gap vanishes is d^* . Predictiveness thus quantifies the utility of additional coordinates for the supervised task and decouples order determination from specific algorithms or distributional assumptions.
- **Error bounds and consistency guarantees.** POD sequentially tests whether a given dimension is sufficient via cross-fitted predictiveness comparisons. This procedure (i) controls the probability of overestimating d^* at a pre-specified level α , (ii) bounds the probability of underestimation, and (iii) achieves consistency under regularity conditions.

1.4 Related literature

Prediction-driven order selection has been explored, but mostly within model-specific frameworks. In SDR with a multi-index structure, Xia et al. (2002) proposed minimum average variance estimation, which estimates the central mean subspace by iterating local linear smoothing with index updates; the structural dimension is chosen by cross-

validation, yielding a consistent point estimator. In multivariate linear regression, [Yuan et al. \(2007\)](#) obtained reduced-rank estimators via penalized least squares and used generalized cross-validation as a practical rule to select the penalty and hence the rank. Despite their predictive focus, these procedures remain tied to particular models and estimators and offer limited uncertainty quantification for the selected order. In contrast, our approach is model- and algorithm-agnostic and provides error rate control beyond consistency.

[Lei \(2020\)](#) introduced cross-validation with confidence, which conditions on a fixed set of candidate models and returns a confidence set of near-optimal models. When candidate risks are equal, however, its test statistic can *degenerate* ([Chen et al., 2024a](#)). POD instead targets population risk indexed by dimension, remains agnostic to the model and learning algorithm, and guarantees error rate control even under such degeneracy.

A parallel, algorithm-agnostic literature on *variable importance* formalizes a predictiveness contrast: compare the population risk using all features with the risk when a subset is omitted, and develop nonparametric, efficient estimators and valid tests for that target ([Williamson et al., 2023](#); [Dai et al., 2024](#)). Our focus differs in both target and setting. Rather than asking “which features matter,” we ask “how many dimensions suffice”. POD infers the minimal predictive order by detecting where predictiveness levels off as dimension grows. Moreover, unlike variable-importance frameworks that operate directly on the observed predictors X , POD assesses predictiveness through an *unobserved* low-dimensional representation that is learned as a surrogate. Our theory therefore quantifies how representation error transfers through the cross-fitted predictiveness gaps and the sequential test, leading to uncertainty control (bounds on overestimation and underestimation) and consistency under mild regularity.

1.5 Structure

The rest of the paper is structured as follows. Section 2 formalizes the concept of predictiveness-induced order, develops our cross-fitted tests, and presents the sequential procedure for estimating d^* . Section 3 establishes error bounds and consistency results. Section 4 provides simulation studies and a real-data illustration. Section 5 concludes this paper. Technical proofs and additional examples appear in the Supplementary Material.

Notation. For a positive integer n , write $[n] = \{1, \dots, n\}$. For a vector $x \in \mathbb{R}^p$ and an index set $l \subseteq [p]$, let x_l collect the coordinates in l and x_{-l} the remainder. The Euclidean norm is $\|x\|_2 = (\sum_{i=1}^p x_i^2)^{1/2}$. For an event A , $1\{A\}$ denotes its indicator. For $a \in \mathbb{R}$, let $\lfloor a \rfloor$ denote the greatest integer less than or equal to a . The symbol δ_z is the point-mass distribution at z .

2 Methodology

2.1 Predictiveness-induced order

2.1.1 Oracle and surrogate representations

Let $(X, Y) \sim \mathbb{Q}$ on $\mathcal{X} \times \mathcal{Y}$. We assume there exists an unobserved *oracle representation*

$$R^* \in \mathbb{R}^{d^*},$$

with unknown intrinsic order d^* , such that R^* contains all information in X that is relevant for predicting Y . This setup covers, for example, factor regression with $R^* = f$ (Example 1), and SDR or reduced-rank regression with $R^* = B^\top X$ (Examples 2 and 3). To compare candidate orders within a common ambient space, we fix a user-chosen upper bound $d_{\max} \geq d^*$ and embed R^* into $\mathbb{R}^{d_{\max}}$ by zero-padding:

$$R \in \mathbb{R}^{d_{\max}} \text{ with } R_{[d^*]} = R^* \text{ and } R_{-[d^*]} = 0.$$

Let $Z = (R, X, Y)$ and let \mathbb{P} denote the joint distribution of Z . The distribution \mathbb{P} is used only to define population quantities involving R ; the observed data are independent and identically distributed (i.i.d.) draws from \mathbb{Q} .

In practice, R is unobserved. We instead construct a data-dependent *surrogate representation*

$$\hat{R} = \hat{\varphi}(X) \in \mathbb{R}^{d_{\max}},$$

where $\hat{\varphi} : \mathcal{X} \rightarrow \mathbb{R}^{d_{\max}}$ is produced by a chosen dimension-reduction method; for example, by projecting X onto leading eigenvectors of a sample covariance or kernel matrix (Xia et al., 2002; Fan and Gu, 2024). We assume the coordinates of \hat{R} are ordered by an importance score returned by the reduction method, such as decreasing sample eigenvalues (Bai and Ng, 2002), so that earlier coordinates are intended to be more informative.

2.1.2 Predictiveness

Let $\mathcal{G} = \{g : \mathbb{R}^{d_{\max}} \rightarrow \hat{\mathcal{Y}}\}$ be a class of prediction rules (typically $\hat{\mathcal{Y}} = \mathcal{Y}$). For $Y \in \mathcal{Y}$ and $\hat{Y} \in \hat{\mathcal{Y}}$, let $\ell(Y, \hat{Y})$ be a loss function. Examples include squared loss $\ell(Y, \hat{Y}) = \|Y - \hat{Y}\|_2^2$ for continuous responses with $\mathcal{Y} = \hat{\mathcal{Y}} = \mathbb{R}^q$, 0-1 loss $\ell(Y, \hat{Y}) = 1\{Y \neq \hat{Y}\}$ for binary classification with $\mathcal{Y} = \hat{\mathcal{Y}} = \{0, 1\}$, and cross-entropy $\ell(Y, \hat{Y}) = -e_Y^\top \log \hat{Y}$ for multiclass outcomes when $\mathcal{Y} = [M]$ and $\hat{\mathcal{Y}} = [0, 1]^M$, where e_m the m th standard basis vector. For $g \in \mathcal{G}$, define the population risk

$$\mathcal{L}(g, \mathbb{P}) = \mathbb{E}_{\mathbb{P}}\{\ell(Y, g(R))\},$$

with smaller values indicating better predictive performance.

For $0 \leq d \leq d_{\max}$, define the subclass of rules that depend on R only through its first d coordinates:

$$\mathcal{G}_d = \{g \in \mathcal{G} : g(r) = g(r') \text{ whenever } r_{[d]} = r'_{[d]}\}.$$

We define the *predictiveness at order d* by

$$\mathcal{L}_d = \min_{g \in \mathcal{G}_d} \mathcal{L}(g, \mathbb{P}),$$

and let

$$g_d \in \arg \min_{g \in \mathcal{G}_d} \mathcal{L}(g, \mathbb{P})$$

denote a minimizer.

Proposition 1. $\mathcal{L}_0 \geq \mathcal{L}_1 \geq \dots \geq \mathcal{L}_{d^*} = \mathcal{L}_{d^*+1} = \dots = \mathcal{L}_{d_{\max}}.$

Proposition 1 shows that $\{\mathcal{L}_d\}_{d=0}^{d_{\max}}$ is non-increasing and becomes constant once all informative coordinates are included. We therefore define the target order

$$d^*(\mathcal{L}) = \min\{0 \leq d \leq d_{\max} : \mathcal{L}_d = \mathcal{L}_{d_{\max}}\}.$$

Such a definition is inherently meaningful in its own right whenever the ultimate goal is prediction-oriented, as it directly quantifies the minimal complexity needed for optimal supervised performance. Under mild regularity conditions and suitable losses, $d^*(\mathcal{L})$ coincides with intrinsic orders in the motivating examples. For continuous responses with squared loss, $d^*(\mathcal{L}) = d_F^*$ in Example 1, $d^*(\mathcal{L}) = d_{\text{CMS}}^*$ in Example 2, and $d^*(\mathcal{L}) = d_R^*$ in Example 3, whereas with negative log-likelihood, $d^*(\mathcal{L}) = d_{\text{CS}}^*$ in Example 2. For categorical responses, cross-entropy also implies $d^*(\mathcal{L}) = d_{\text{CS}}^*$ in Example 2. See Section B.1 of the Supplementary Material for proofs and additional examples. Henceforth, we write $d^* = d^*(\mathcal{L})$ and omit the explicit dependence on \mathcal{L} .

Remark 1. In Example 2, squared loss targets the conditional mean and can yield $d^*(\mathcal{L}) = d_{\text{CMS}}^* < d_{\text{CS}}^*$ when the central mean subspace is strictly contained in the central space. This mirrors the distinction between conditional mean independence and conditional independence (Lundborg et al., 2024). When the goal is prediction under the chosen loss, $d^*(\mathcal{L})$ remains the appropriate target.

2.2 Testing whether a candidate order is sufficient

For each $d \in \{0, \dots, d_{\max}\}$, we test whether the first d coordinates already achieve maximal predictiveness:

$$H_{0,d} : \mathcal{L}_d = \mathcal{L}_{d_{\max}} \quad \text{versus} \quad H_{1,d} : \mathcal{L}_d > \mathcal{L}_{d_{\max}}.$$

Equivalently, we test whether the predictiveness gap $\mathcal{L}_d - \mathcal{L}_{d_{\max}}$ equals zero.

2.2.1 Cross-fitting procedure

Let $\{(X_i, Y_i) : i \in [n]\}$ be i.i.d. observations from \mathbb{Q} . The oracle representation R and the optimal prediction rules g_d and $g_{d_{\max}}$ are unobserved. We therefore learn a reduction map, compute surrogate representations, and fit rules on the surrogate coordinates. If we were to evaluate predictive performance on the same data used for training, the resulting estimates would generally be biased and their asymptotic behavior difficult to analyze. To avoid this “double dipping”, we use *K-fold cross-fitting* (Chernozhukov et al., 2018; Dai et al., 2024; Williamson et al., 2023).

Partition $[n]$ into $K \geq 2$ disjoint folds I_1, \dots, I_K . For each $k \in [K]$, let $I_{-k} = [n] \setminus I_k$ denote the training indices and I_k the test indices.

1. **Fit on I_{-k} .** Using only observations in I_{-k} , fit a reduction map $\hat{\varphi}_{-k}$ and compute surrogate representations $\hat{R}_i^{(k)} = \hat{\varphi}_{-k}(X_i)$ for all $i \in [n]$. Learn two prediction rules $\hat{g}_{-k;d}$ and $\hat{g}_{-k;d_{\max}}$, by regressing Y_i on the first d and the entire d_{\max} coordinates of $\hat{R}_i^{(k)}$, respectively. The reduction map can be adapted to specific dimension-reduction tasks and methods; see Section C.1 of the Supplementary Material for detailed examples. The prediction rules may be fit using flexible learner such as kernels, splines, trees, and neural networks.
2. **Evaluate on I_k .** Section 2.2.2 describes how risks are evaluated only on the held-out fold I_k to form a nondegenerate test statistic.

2.2.2 A second split to avoid degeneracy

For a fitted reduction map $\hat{\varphi}_{-k}$, define the conditional risk

$$\hat{\mathcal{L}}_{-k}(g, \mathbb{Q}) = \mathbb{E}_{\mathbb{Q}}\{\ell(Y, g(\hat{\varphi}_{-k}(X))) \mid \hat{\varphi}_{-k}\}.$$

A naive plug-in estimator of the gap $\mathcal{L}_d - \mathcal{L}_{d_{\max}}$ would evaluate both risks on the same test fold I_k :

$$\hat{\mathcal{L}}_{-k}(\hat{g}_{-k;d}, \hat{\mathbb{Q}}_k) - \hat{\mathcal{L}}_{-k}(\hat{g}_{-k;d_{\max}}, \hat{\mathbb{Q}}_k),$$

where $\hat{\mathbb{Q}}_k = |I_k|^{-1} \sum_{i \in I_k} \delta_{(X_i, Y_i)}$ is the empirical distribution on I_k . However, under the null hypothesis $H_{0,d}$, this contrast is *degenerate*: the leading influence-function terms of the two risk evaluations coincide and thus cancel (see (A.1) in the Supplementary Material). Similar degeneracy arises in variable-importance inference (e.g., Dai et al., 2024; Williamson et al., 2023; Chen et al., 2024a). To obtain a nondegenerate statistic with good power, we further split each test fold using an overlapping scheme inspired by Chen et al. (2024a).

Randomly divide I_k into three disjoint parts $I_{k,a}, I_{k,b}, I_{k,o}$ with $|I_{k,a}| = |I_{k,b}|$. The subset $I_{k,o}$ is shared by the two risk evaluations, and we summarize the amount of sharing by the overlap proportion $\tau = |I_{k,o}|/(|I_{k,a}| + |I_{k,o}|) \in [0, 1]$. For $J \in \{a, b, o\}$, let $\hat{\mathbb{Q}}_{k,J} = |I_{k,J}|^{-1} \sum_{i \in I_{k,J}} \delta_{(X_i, Y_i)}$ be the empirical distribution on $I_{k,J}$. Define the fold-specific risk estimates

$$\begin{aligned}\hat{\mathcal{L}}_{d,k} &= \tau \hat{\mathcal{L}}_{-k}(\hat{g}_{-k;d}, \hat{\mathbb{Q}}_{k,o}) + (1 - \tau) \hat{\mathcal{L}}_{-k}(\hat{g}_{-k;d}, \hat{\mathbb{Q}}_{k,a}) \text{ and} \\ \hat{\mathcal{L}}_{d_{\max},k} &= \tau \hat{\mathcal{L}}_{-k}(\hat{g}_{-k;d_{\max}}, \hat{\mathbb{Q}}_{k,o}) + (1 - \tau) \hat{\mathcal{L}}_{-k}(\hat{g}_{-k;d_{\max}}, \hat{\mathbb{Q}}_{k,b}),\end{aligned}$$

and the cross-fitted, fold-aggregated contrast

$$\hat{\psi}_d = \frac{1}{K} \sum_{k=1}^K (\hat{\mathcal{L}}_{d,k} - \hat{\mathcal{L}}_{d_{\max},k}). \quad (1)$$

Under $H_{0,d}$, Theorem 1 below shows that

$$\{n/(2 - \tau)\}^{1/2} \hat{\psi}_d \rightsquigarrow \mathcal{N}(0, \nu_d^2).$$

To implement the test, we estimate ν_d^2 by $\hat{\nu}_d^2 = (1 - \tau)K^{-1} \sum_{k=1}^K (\hat{\sigma}_{d,k}^2 + \hat{\sigma}_{d_{\max},k}^2)$, where $\hat{\sigma}_{d,k}^2 = |I_k|^{-1} \sum_{i \in I_k} \{\ell(Y_i, \hat{g}_{-k;d}(\hat{R}_i^{(k)})) - \hat{\mathcal{L}}_{-k}(\hat{g}_{-k;d}, \hat{\mathbb{Q}}_k)\}^2$ and $\hat{\sigma}_{d_{\max},k}^2$ is defined analogously. Consistency of $\hat{\nu}_d^2$ is established in Proposition 2. We reject $H_{0,d}$ at level α when

$$\hat{T}_d = \{n/(2 - \tau)\}^{1/2} \hat{\psi}_d / \hat{\nu}_d \geq z_{1-\alpha},$$

where $z_{1-\alpha}$ is the $(1 - \alpha)$ -quantile of $\mathcal{N}(0, 1)$.

Remark 2. The asymptotic theory permits any fixed $\tau \in [0, 1]$, but finite-sample performance reflects an efficiency-degeneracy trade-off. Larger τ increases overlap, typically reducing variance and improving power; however, as $\tau \rightarrow 1$ the contrast becomes nearly degenerate and size can inflate. Following the guidance of [Chen et al. \(2024a\)](#), we choose τ to keep the effective independent test size $(1 - \tau)n/(2 - \tau)$ comfortably large. In our simulations, we set $\tau = 0.8$ which delivered stable size and power. Data-driven selection of τ is left for future work.

2.3 Sequential selection of the predictiveness-induced order

Sections 2.1–2.2 provide the ingredients for our *predictive order determination (POD)* method. POD combines the cross-fitted predictiveness-gap test with a forward search to estimate the predictiveness-induced order d^* .

Starting with $d = 0$ and increasing d one step at a time, we apply the test sequentially:

- compute \hat{T}_d ;

- if $\widehat{T}_d < z_{1-\alpha}$ (i.e., $H_{0,d}$ is not rejected), set $\widehat{d} = d$ and stop;
- otherwise set $d \leftarrow d + 1$ and continue, up to d_{\max} .

Equivalently,

$$\widehat{d} = \min \left\{ \min \{d : 0 \leq d \leq d_{\max}, \widehat{T}_d < z_{1-\alpha}\}, d_{\max} \right\}. \quad (2)$$

For ease of implementation, Algorithm 1 summarizes the POD procedure.

Algorithm 1: The POD procedure

Input: Observed data $\{(X_i, Y_i)\}_{i=1}^n$; number of folds $K \geq 2$; search limit d_{\max} ; overlap proportion $\tau \in [0, 1)$; significance level $\alpha \in (0, 1)$; loss ℓ ; a dimension-reduction method \mathcal{R} ; and a prediction-rule class \mathcal{F} .

Randomly partition $[n]$ into K folds I_1, \dots, I_K .

for $k = 1, \dots, K$ **do**

Fit a reduction map $\widehat{\varphi}_{-k} : \mathcal{X} \rightarrow \mathbb{R}^{d_{\max}}$ by applying \mathcal{R} to $\{(X_i, Y_i)\}_{i \in I_{-k}}$, and compute $\widehat{R}_i^{(k)} = \widehat{\varphi}_{-k}(X_i)$ for all $i \in [n]$.
Randomly partition I_k into three disjoint sets $I_{k,a}$, $I_{k,b}$, and $I_{k,o}$ such that $|I_{k,a}| = |I_{k,b}|$ and $\tau = |I_{k,o}|/(|I_{k,a}| + |I_{k,o}|) \in [0, 1)$.

for $d = 0, \dots, d_{\max}$ **do**

for $k = 1, \dots, K$ **do**

Using $\{(\widehat{R}_i^{(k)}, Y_i)\}_{i \in I_{-k}}$, fit prediction rules $\widehat{g}_{-k;d}$ (using the first d coordinates of $\widehat{R}_i^{(k)}$) and $\widehat{g}_{-k;d_{\max}}$ (using all d_{\max} coordinates). Optionally, one may select within \mathcal{F} using an internal procedure based only on I_{-k} .
Using $\{(\widehat{R}_i^{(k)}, Y_i)\}_{i \in I_k}$, compute the loss values $\ell(Y_i, \widehat{g}_{-k;d}(\widehat{R}_i^{(k)}))$ and $\ell(Y_i, \widehat{g}_{-k;d_{\max}}(\widehat{R}_i^{(k)}))$.
Compute $\widehat{\mathcal{L}}_{d,k}$, $\widehat{\mathcal{L}}_{d_{\max},k}$, $\widehat{\sigma}_{d,k}^2$, and $\widehat{\sigma}_{d_{\max},k}^2$ as in Section 2.2.2.

Compute $\widehat{\psi}_d$, \widehat{v}_d^2 , and \widehat{T}_d as in Section 2.2.2.

Output: Reject $H_{0,d}$ if $\widehat{T}_d > z_{1-\alpha}$.

▷ Sequential tests

$\widehat{d} = \min \{ \min \{d : 0 \leq d \leq d_{\max}, \widehat{T}_d < z_{1-\alpha}\}, d_{\max} \}$.

▷ Sequential selection

The significance level α governs a transparent trade-off between parsimony and potential predictive gain. Smaller α makes rejection harder and tends to stop earlier, yielding a more compact model; larger α lowers the rejection threshold and tends to select a larger order.

Because each step is tested at level α , and the procedure stops at the first non-rejection, the probability of overestimating the true order is controlled by the final test:

$$\Pr(\widehat{d} > d^*) \leq \Pr(\widehat{T}_{d^*} \geq z_{1-\alpha}) \rightarrow \alpha. \quad (3)$$

Thus, the asymptotic probability of overestimation does not exceed α . Upper bounds for the underestimation are given in Theorem 2, and Theorem 3 establishes consistency of \widehat{d}

when $\alpha = \alpha_n \rightarrow 0$ at a suitable rate; see Section 3.

3 Theoretical results

3.1 Asymptotic null distribution

Recall that $(X, Y) \sim \mathbb{Q}$ on $\mathcal{X} \times \mathcal{Y}$ and $Z = (R, X, Y) \sim \mathbb{P}$. Let $\hat{\mathcal{Y}}$ be the prediction space (typically $\hat{\mathcal{Y}} = \mathcal{Y}$) with norm $\|\cdot\|_{\hat{\mathcal{Y}}}$ (e.g., the Euclidean norm when $\hat{\mathcal{Y}} = \mathbb{R}^q$). For a measurable function $h : \text{supp}(\mathbb{P}) \rightarrow \hat{\mathcal{Y}}$ (where $\text{supp}(\mathbb{P})$ is the support of \mathbb{P}), we write $\|h\|$ for a generic norm, such as the $L_2(\mathbb{P})$ -norm $\|h\|_{L_2(\mathbb{P})} = [\int \|h(z)\|_{\hat{\mathcal{Y}}}^2 d\mathbb{P}(z)]^{1/2}$, or the $L_\infty(\mathbb{P})$ -norm $\|h\|_{L_\infty(\mathbb{P})} = \sup_{z \in \text{supp}(\mathbb{P})} \|h(z)\|_{\hat{\mathcal{Y}}}$. Given a reduction map $\varphi : \mathcal{X} \rightarrow \mathbb{R}^{d_{\max}}$ and a prediction rule $g \in \mathcal{G}$, we write $g \circ \varphi$ for the composite function $x \mapsto g(\varphi(x))$.

We study the asymptotic null distribution of the cross-fitted contrast $\hat{\psi}_d$ in (1), and hence of the test statistic \hat{T}_d . By exchangeability of the K folds, it suffices to analyze a generic term $\hat{\mathcal{L}}_{-k}(\hat{g}_{-k;d}, \hat{\mathbb{Q}}_k)$, where $\hat{\varphi}_{-k}$ and $\hat{g}_{-k;d}$ are trained on I_{-k} and $\hat{\mathbb{Q}}_k$ is the empirical distribution on I_k . Our goal is to obtain a root- n expansion of $\hat{\mathcal{L}}_{-k}(\hat{g}_{-k;d}, \hat{\mathbb{Q}}_k) - \mathcal{L}(g_{d^*}, \mathbb{P})$ under $H_0 : \mathcal{L}(g_d, \mathbb{P}) = \mathcal{L}(g_{d^*}, \mathbb{P})$, where $g_d \in \arg \min_{g \in \mathcal{G}_d} \mathcal{L}(g, \mathbb{P})$. To this end, decompose

$$\begin{aligned} & \hat{\mathcal{L}}_{-k}(\hat{g}_{-k;d}, \hat{\mathbb{Q}}_k) - \mathcal{L}(g_{d^*}, \mathbb{P}) \\ &= \underbrace{\{\mathcal{L}(g_{d^*}, \hat{\mathbb{P}}_k) - \mathcal{L}(g_{d^*}, \mathbb{P})\}}_{\text{(I)}} + \underbrace{\{\hat{\mathcal{L}}_{-k}(\hat{g}_{-k;d}, \mathbb{P}) - \mathcal{L}(g_{d^*}, \mathbb{P})\}}_{\text{(II)}} + r_n, \end{aligned} \quad (4)$$

where $\hat{\mathbb{P}}_k$ is the empirical distribution of Z on I_k (introduced only for theoretical analysis) and $r_n := \{\hat{\mathcal{L}}_{-k}(\hat{g}_{-k;d}, \hat{\mathbb{P}}_k) - \hat{\mathcal{L}}_{-k}(\hat{g}_{-k;d}, \mathbb{P})\} - \{\mathcal{L}(g_{d^*}, \hat{\mathbb{P}}_k) - \mathcal{L}(g_{d^*}, \mathbb{P})\}$. Term (I) evaluates the fixed oracle rule g_{d^*} on the test fold and is asymptotically normal by the central limit theorem. The term r_n is a difference-of-differences remainder; cross-fitting typically makes it $o_{\mathbb{P}}(n^{-1/2})$ under mild regularity conditions (cf. Williamson et al., 2023). Term (II) is the population-risk effect (conditional on the training fold) of replacing g_{d^*} with the learned rule $\hat{g}_{-k;d} \circ \hat{\varphi}_{-k}$:

$$\text{(II)} = \mathbb{E}_{\mathbb{P}}\{\ell(Y, \hat{g}_{-k;d} \circ \hat{\varphi}_{-k}(X)) \mid \hat{g}_{-k;d} \circ \hat{\varphi}_{-k}\} - \mathbb{E}_{\mathbb{P}}\{\ell(Y, g_{d^*}(R))\}.$$

The conditions below ensure that Term (II) is $o_{\mathbb{P}}(n^{-1/2})$. The mechanism is that $g_{d^*} \in \arg \min_{g \in \mathcal{G}_{d^*}} \mathcal{L}(g, \mathbb{P})$ and that R is sufficient for prediction. For illustration, consider squared loss with scalar response and conditional mean sufficiency, i.e., $\mathbb{E}_{\mathbb{P}}(Y \mid X, R) = \mathbb{E}_{\mathbb{P}}(Y \mid R)$. Since $g_{d^*}(R) = \mathbb{E}_{\mathbb{P}}(Y \mid R)$ minimizes mean squared error, for any $g \in \mathcal{G}_d$ and

any $\varphi : \mathcal{X} \rightarrow \mathbb{R}^{d_{\max}}$,

$$\begin{aligned} & \mathbb{E}_{\mathbb{P}}\{\ell(Y, g \circ \varphi(X))\} - \mathbb{E}_{\mathbb{P}}\{\ell(Y, g_{d^*}(R))\} \\ &= 2\mathbb{E}_{\mathbb{P}}\{(Y - g_{d^*}(R))(g_{d^*}(R) - g \circ \varphi(X))\} + \|g \circ \varphi - g_{d^*}\|_{L_2(\mathbb{P})}^2. \end{aligned}$$

The cross term is zero by conditional mean sufficiency, leaving a quadratic remainder. Thus the risk difference is second order in $g \circ \varphi - g_{d^*}$, and Term (II) is negligible if $\|\widehat{g}_{-k;d} \circ \widehat{\varphi}_{-k} - g_{d^*}\|_{L_2(\mathbb{P})} = o_{\mathbb{P}}(n^{-1/4})$.

We formalize these requirements through three conditions.

- (C1) (*Risk curvature*) For $d \geq d^*$, there exists a constant $C > 0$ such that for any sequence $\{(\varphi^{(j)}, g^{(j)})\}_{j \geq 1}$ with $\varphi^{(j)} : \mathcal{X} \rightarrow \mathbb{R}^{d_{\max}}$ and $g^{(j)} \in \mathcal{G}_d$, if $\|g^{(j)} \circ \varphi^{(j)} - g_{d^*}\| \rightarrow 0$, then for all sufficiently large j , $|\mathbb{E}_{\mathbb{P}}\{\ell(Y, g^{(j)} \circ \varphi^{(j)}(X)) - \ell(Y, g_{d^*}(R))\}| \leq C\|g^{(j)} \circ \varphi^{(j)} - g_{d^*}\|^2$.
- (C2) (*Learning accuracy*) For $d \geq d^*$, $\|\widehat{g}_{-k;d} \circ \widehat{\varphi}_{-k} - g_{d^*}\| = o_{\mathbb{P}}(n^{-1/4})$.
- (C3) (*Consistency*) For $d \geq d^*$, $\mathbb{E}_{\mathbb{P}}[\{\ell(Y, \widehat{g}_{-k;d} \circ \widehat{\varphi}_{-k}(X)) - \ell(Y, g_{d^*}(R))\}^2 \mid \widehat{g}_{-k;d}, \widehat{\varphi}_{-k}] = o_{\mathbb{P}}(1)$.

Condition (C1) requires (i) local curvature of the risk induced by the loss (e.g., [Farrell et al., 2021](#); [Williamson et al., 2023](#)) and (ii) a structural link among (R, X, Y) that removes first-order terms when the oracle rule is R -based but the learned rule is X -based. For squared loss, a sufficient condition for (ii) is $\mathbb{E}_{\mathbb{P}}(Y \mid X, R) = \mathbb{E}_{\mathbb{P}}(Y \mid R)$, which holds in Example 2. In Example 1, it suffices that $\mathbb{E}(\varepsilon \mid f, u) = 0$, and in Example 3 that $\mathbb{E}(\varepsilon \mid X) = 0$; see, e.g., [Yuan et al. \(2007\)](#) and [Fan and Gu \(2024\)](#). Additional examples (beyond squared loss) and proofs are provided in Section B.2 of the Supplementary Material.

Condition (C2) requires that the learned rule converges to g_{d^*} at rate $o_{\mathbb{P}}(n^{-1/4})$. Together with (C1), this implies that Term (II) in (4) is $o_{\mathbb{P}}(n^{-1/2})$. In many settings, this rate can be achieved when the reduction stage recovers R^* up to rotation and the prediction rule is sufficiently regular. Concretely, under mild conditions, there exists a rotation matrix O such that $\|O\widehat{R}_{[d]} - R^*\| = o_{\mathbb{P}}(n^{-1/4})$. Section B.3 of the Supplementary Material establishes such a bound in two representative settings: Example 1, where $\widehat{\varphi}$ is obtained by principal component analysis, and Example 2, where $\widehat{\varphi}$ is learned via forward or inverse regression. If g_{d^*} is Lipschitz, this representation error transfers to prediction error. The remaining estimation and approximation errors of $\widehat{g}_{-k;d}$ can be controlled using standard complexity arguments ([Györfi et al., 2002](#)). For example, in factor regression (Example 1), [Fan and Gu \(2024\)](#) show that for principal-component reductions with neural-network prediction rules (with an additional split within I_{-k}), if g_{d^*} is β -smooth and p is of the same order as n , then $\|\widehat{g}_{-k;d} \circ \widehat{\varphi}_{-k} - g_{d^*}\|_{L_2(\mathbb{P})}^2 = O_{\mathbb{P}}(n^{-2\beta/(2\beta+d^*)})$ up to logarithmic factors, yielding $\|\widehat{g}_{-k;d} \circ \widehat{\varphi}_{-k} - g_{d^*}\|_{L_2(\mathbb{P})} = o_{\mathbb{P}}(n^{-1/4})$ whenever $\beta > d^*/2$; a

closely related rate condition for nonparametric estimation of the outcome regression in average treatment effect inference is given in [Fan et al. \(2025\)](#).

Condition (C3) is a mild consistency requirement for the loss, as in [Williamson et al. \(2023\)](#). For losses that are Lipschitz in their second argument, (C2) typically implies (C3) ([Farrell et al., 2021](#)).

Theorem 1 (Asymptotic null distribution). *Under Conditions (C1)–(C3) and $H_{0,d}$, for any $\tau \in [0, 1)$,*

$$\{n/(2 - \tau)\}^{1/2} \widehat{\psi}_d \rightsquigarrow \mathcal{N}(0, \nu_d^2),$$

where $\nu_d^2 = 2(1 - \tau)\sigma_{d^*}^2$ and $\sigma_{d^*}^2 = \text{var}\{\ell(Y, g_{d^*}(R))\}$.

Proposition 2. *Under Conditions (C1)–(C3) and $H_{0,d}$, for any $\tau \in [0, 1)$, $\widehat{\nu}_d^2 \rightarrow \nu_d^2$ in probability.*

Theorem 1, Proposition 2, and Slutsky's lemma yield that, under H_0 ,

$$\{n/(2 - \tau)\}^{1/2} \widehat{\psi}_d / \widehat{\nu}_d \rightsquigarrow \mathcal{N}(0, 1).$$

Consequently, $\Pr(\widehat{d} > d^*) \leq \Pr(\widehat{T}_{d^*} \geq z_{1-\alpha}) \rightarrow \alpha$, so the sequential procedure controls the asymptotic probability of overestimating the true order at level α .

3.2 Probability bounds for underestimation

We next control the probability that the sequential selector \widehat{d} in (2) stops too early, i.e., returns a dimension strictly smaller than the predictive order d^* . To this end, we study the behavior of the test statistic \widehat{T}_d under the alternative $H_{1,d}$ for $d \in \{0, \dots, d^* - 1\}$.

For simplicity, we specialize in this subsection to squared loss. Under $H_{1,d}$ with $d < d^*$, let $\Delta_d := \mathcal{L}_d - \mathcal{L}_{d^*} = \mathcal{L}(g_d, \mathbb{P}) - \mathcal{L}(g_{d^*}, \mathbb{P}) > 0$ be the predictive gap. For each fold k , under mild conditions, we have

$$\begin{aligned} \widehat{\mathcal{L}}_{-k}(\widehat{g}_{-k;d}, \widehat{\mathbb{Q}}_k) - \widehat{\mathcal{L}}_{-k}(\widehat{g}_{-k;d^*}, \widehat{\mathbb{Q}}_k) \\ = \Delta_d + \underbrace{\{\mathcal{L}(g_d, \widehat{\mathbb{P}}_k) - \mathcal{L}(g_{d^*}, \widehat{\mathbb{P}}_k)\}}_{\text{(I')}} - \Delta_d + \underbrace{\{\widehat{\mathcal{L}}_{-k}(\widehat{g}_{-k;d}, \mathbb{P}) - \mathcal{L}(g_d, \mathbb{P})\}}_{\text{(II')}} + o_{\mathbb{P}}(n^{-1/2}). \end{aligned}$$

Term (I') is $O_{\mathbb{P}}(n^{-1/2})$ and is asymptotically normal. Term (II') is the population-risk effect of replacing g_d with $\widehat{g}_{-k;d} \circ \widehat{\varphi}_{-k}$, parallel to Term (II); unlike the null regime, it is not necessarily $o_{\mathbb{P}}(n^{-1/2})$. For squared loss, it can be bounded in terms of the estimation error $\|\widehat{g}_{-k;d} \circ \widehat{\varphi}_{-k} - g_d\|_{L_2(\mathbb{P})}$ together with the deterministic predictive gap Δ_d . The following conditions are analogues of (C2)–(C3) for the regime $d < d^*$.

(C2') (*Learning accuracy*) For $1 \leq d < d^*$, $\|\widehat{g}_{-k;d} \circ \widehat{\varphi}_{-k} - g_d\|_{L_2(\mathbb{P})} = o_{\mathbb{P}}(n^{-1/4})$.

(C3') (*Consistency*) For $1 \leq d < d^*$, $\mathbb{E}_{\mathbb{P}}[\{\|Y - \hat{g}_{-k;d} \circ \hat{\varphi}_{-k}(X)\|_2^2 - \|Y - g_d(R)\|_2^2\}^2 \mid \hat{g}_{-k;d}, \hat{\varphi}_{-k}] = o_{\mathbb{P}}(1)$.

Condition (C2') presumes that, for $d < d^*$, $R_{[d]}$ constitutes a well-posed target for $\hat{R}_{[d]}$. This identifiability typically follows from eigenvalue separation of the population operator or matrix. In Example 1, pervasiveness implies that the eigenvalues of $p^{-1}B^{\top}B$ are distinct and bounded away from 0 and ∞ ; see Fan et al. (2013). In Example 2, an analogous condition is that the kernel matrix associated with the SDR procedure has distinct leading eigenvalues; see Kim et al. (2020). Consequently, the Davis-Kahan theorem (Davis and Kahan, 1970; Yu et al., 2015) guarantees the existence of a rotation matrix O such that $\|O\hat{R}_{[d]} - R_{[d]}\| = o_{\mathbb{P}}(n^{-1/4})$. This bound in turn supports (C2') under standard regularity conditions and appropriate growth of n and p , by the same argument used in the discussion of (C2). Section B.4 of the Supplementary Material derives the above bound in two settings: Example 1, where $\hat{\varphi}$ is constructed by principal component analysis, and Example 2, where $\hat{\varphi}$ is learned via kernel-matrix-based methods.

Theorem 2 (Underestimation bound). *Assume Conditions (C1)–(C3) and (C2')–(C3'). Fix $\tau \in [0, 1)$. Then, for any $0 < \delta < (\mathcal{L}_d - \mathcal{L}_{d^*})$,*

$$\Pr(\hat{d} < d^*) \leq \sum_{d=0}^{d^*-1} \Phi\left(\frac{\nu_d}{\nu_{d,\eta}} z_{1-\alpha} - \frac{\{n/(2-\tau)\}^{1/2}(\mathcal{L}_d - \mathcal{L}_{d^*} - \delta)}{\nu_{d,\eta}}\right) + o(1),$$

where $\nu_d^2 = (1 - \tau)(\sigma_d^2 + \sigma_{d^*}^2)$, $\nu_{d,\eta}^2 = \nu_d^2 + \tau\eta_d^2$, $\sigma_d^2 = \text{var}\{\|Y - g_d(R)\|_2^2\}$, and $\eta_d^2 = \text{var}\{\|Y - g_d(R)\|_2^2 - \|Y - g_{d^*}(R)\|_2^2\}$.

The parameter $\delta > 0$ serves as a margin that accounts for the estimation error incurred when replacing g_d with $\hat{g}_{-k;d} \circ \hat{\varphi}_{-k}$. Theorem 2 further indicates that, asymptotically, larger overlap τ decreases the probability of underestimating d^* .

3.3 Consistency

Combining overestimation control (3) with Theorem 2 yields a simple consistency criterion. Let the nominal level depend on n and write $\alpha = \alpha_n \rightarrow 0$. Theorem 1 implies $\Pr(\hat{d} > d^*) \leq \Pr(\hat{T}_{d^*} \geq z_{1-\alpha_n}) \rightarrow 0$. If $z_{1-\alpha_n}/\sqrt{n} \rightarrow 0$ (equivalently $(\log \alpha_n)/n \rightarrow 0$), the underestimation bound forces $\Pr(\hat{d} < d^*) \rightarrow 0$.

Theorem 3 (Consistency). *Under the assumptions of Theorems 1–2, if $\alpha_n \rightarrow 0$ and $(\log \alpha_n)/n \rightarrow 0$, then $\lim_{n \rightarrow \infty} \Pr(\hat{d} = d^*) = 1$.*

Thus any vanishing sequence α_n that decays more slowly than $\exp(-cn)$ guarantees that the sequential selector recovers the oracle order with probability tending to one.

4 Numerical studies

4.1 Simulation

We examine the finite-sample behavior of POD in two canonical settings: factor regression (Example 1) and sufficient dimension reduction (Example 2). Our goals are to (i) assess the empirical size and power of the individual predictiveness-gap tests, and (ii) evaluate the accuracy of the resulting order estimator.

Each configuration is replicated 500 times, and results are presented as Monte Carlo averages. Unless stated otherwise, we implement POD with $K = 5$ folds, search limit $d_{\max} = 8$, and overlap proportion $\tau = 0.8$. Preliminary experiments indicated that refitting the reduction map within folds versus fitting it once on the full sample led to negligible differences in the reported metrics; accordingly, we fit $\hat{\varphi}$ once using all observations and reuse it across folds to reduce computational cost. Within each training fold, we fit prediction rules from a flexible class \mathcal{F} that includes multiple candidate learners (and, where applicable, tuning parameters). We select within \mathcal{F} using two-fold cross-validation under the loss ℓ , based only on the training data. The resulting fitted rule is then evaluated on the held-out fold to construct \hat{T}_d ; see Algorithm 1. This multi-model class can improve post-reduction prediction by adaptively selecting a strong learner among candidates.

4.1.1 Factor regression

Data-generating mechanism. In this experiment, we set the true order $d_{\mathbb{F}}^* = 5$, representing latent factors $f \sim \mathcal{N}(0, I_{d_{\mathbb{F}}^*})$ that drive both the response and the covariates. Specifically, $Y = m(f) + \varepsilon$ with $m(f) = f_1 + 2f_2 + f_3 + 3f_4 + 2f_5$ and $X = Bf + u$, where $\varepsilon \sim \mathcal{N}(0, 0.1)$ and $u \sim \mathcal{N}(0, \text{diag}(v_1^2, \dots, v_p^2))$ are independent noise terms. We take $n = 500$ and $p = 1,000$. We investigate two different regimes for the loadings and variances:

- **Weak factors:** The loadings follow [Harding \(2013\)](#), with variances $v_j = 0.55^2$ for $j \in [d_{\mathbb{F}}^*]$. Specifically, for each j , $b_{lj} = \sqrt{3p^{-1/2}}$ for $l \leq d_{\mathbb{F}}^*$ and $b_{lj} = a_{lj}\sqrt{3(p-j)^{-1}}$ for $l > d_{\mathbb{F}}^*$, where $a_{lj} = -1$ if $l = rj$ ($r = 1, 2, \dots$) and $a_{lj} = 1$ otherwise.
- **Pervasive factors:** The loadings are i.i.d. from $b_{lj} \sim \text{Unif}(0, j)$, with variances $v_j^2 = 25$.

Implementation. The reduction step uses principal component analysis on the sample covariance matrix of X . The first d_{\max} eigenvectors are used to form $\hat{\varphi}$. We take \mathcal{F} to include ordinary least squares (OLS), multivariate adaptive regression splines (MARS, implemented via the R package `earth` with default settings), and a two-layer neural net-

work (implemented via `nnet`, with 5 neurons in the hidden layer). Squared loss is used, so the target order is $d^*(\mathcal{L}) = d_F^*$.

Test size and power. We benchmark POD against two eigenvalue-based sequential tests proposed by [Onatski \(2009\)](#) and [Kapetanios \(2010\)](#). These methods sequentially test $H'_{0,d} : d = d_F^*$ versus $H_{1,d} : d < d_F^*$ for $d = 0, 1, \dots, d_{\max}$. The test statistic in [Onatski \(2009\)](#) is $\max_{d < i \leq d_{\max}} (\tilde{\lambda}_i - \tilde{\lambda}_{i+1}) / (\tilde{\lambda}_{i+1} - \tilde{\lambda}_{i+2})$, where $\tilde{\lambda}_i$ is the i th largest eigenvalue of matrix $\sum_{i=1}^{\lfloor \frac{n}{2} \rfloor} \tilde{X}_i \tilde{X}_i^\top / \lfloor \frac{n}{2} \rfloor$ with $\tilde{X}_i = X_i + \sqrt{-1} X_{i+\lfloor \frac{n}{2} \rfloor}$. For [Kapetanios \(2010\)](#), the test statistic is $\hat{\lambda}_{d+1} - \hat{\lambda}_{d_{\max}+1}$, where $\hat{\lambda}_i$ is the i th largest eigenvalue of the sample covariance matrix. Critical values for both tests are obtained via simulation or subsampling as recommended in the original papers.

Table 1: Rejection proportions (%) for each step of the sequential test at $\alpha = 5\%$.

Scenario	Method	$d = 0$	$d = 1$	$d = 2$	$d = 3$	$d = 4$	$d = 5$	$d = 6$
Weak factors	POD	100	100	100	100	100	5.4	5.4
	Onatski (2009)	22.4	24.4	25.8	29.8	27.2	3.4	3.4
	Kapetanios (2010)	100	100	100	100	100	69.4	38
Pervasive factors	POD	100	100	100	100	100	6	4.8
	Onatski (2009)	100	90.2	93	96.2	50.2	5	4
	Kapetanios (2010)	100	100	100	100	100	19.8	10.6

Table 1 reports rejection proportions at $\alpha = 5\%$. POD and [Onatski \(2009\)](#) maintains the nominal size when $d \geq d_F^*$; for $d < d_F^*$, POD is markedly more powerful. In contrast, [Kapetanios \(2010\)](#) substantially over-rejects, in line with the size distortions reported in [Onatski \(2009\)](#).

Order estimation. We compare POD with three eigenvalue-based alternatives: the information criteria (IC) from [Bai and Ng \(2002\)](#) (see (C.1) in the Supplementary Material), the eigenvalue ratio (ER) estimator from [Ahn and Horenstein \(2013\)](#), and the adjusted correlation thresholding (ACT) method from [Fan et al. \(2022\)](#).

Figure 1 shows the probabilities of correct estimation, overestimation, and underestimation of the number of factors as n increases. POD quickly converges to the true order, with its overestimation rate stabilizing at the prescribed α and the underestimation rate approaching zero—consistent with the theory presented in Section 3. By comparison, IC and ER exhibit underestimation over the sample sizes considered, consistent with the behavior noted in [Fan et al. \(2022\)](#), whereas ACT converges slowly.

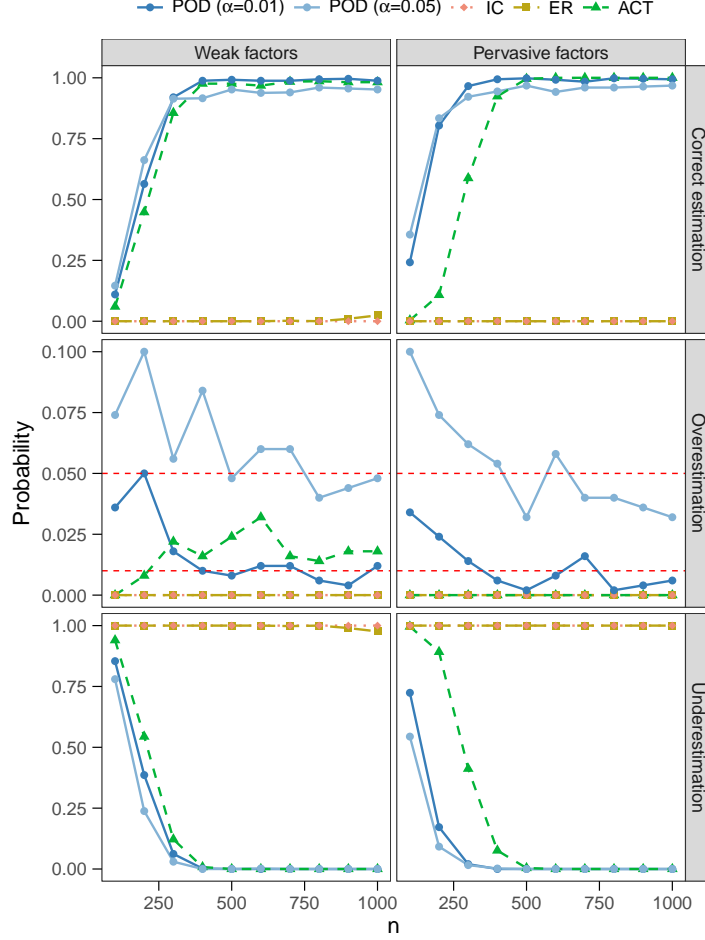


Figure 1: Empirical probabilities of correct estimation ($\hat{d} = d_F^*$), overestimation ($\hat{d} > d_F^*$), and underestimation ($\hat{d} < d_F^*$) across n for factor regression. Red dashed horizontal lines in the second row mark the nominal significance levels $\alpha = 0.01$ and $\alpha = 0.05$.

4.1.2 Sufficient dimension reduction

Test size and power. Let $X \sim \mathcal{N}(0, I_p)$ with $p = 10$. Consider

$$\text{Model 1 : } Y = X_1 + X_2 + X_3 + X_4 + \sigma\epsilon,$$

$$\text{Model 2 : } Y = 0.4(X_1 + X_2 + X_3)^2 + 3 \sin[(X_1 + X_9 + 3X_{10})/4] + \sigma\epsilon,$$

where $\epsilon \sim \mathcal{N}(0, 1)$ is independent of X and $\sigma = 0.5$. In Model 1, the sample sizes are $n \in \{100, 200\}$, and in Model 2, we use $n \in \{200, 300\}$. The structural dimensions are $d_{CS}^* = 1$ for Model 1 and $d_{CS}^* = 2$ for Model 2, with $d_{CS}^* = d_{CMS}^*$ in both cases.

POD uses squared loss to quantify predictiveness, so $d^*(\mathcal{L}) = d_{CMS}^*$. The reduction map is estimated by sliced inverse regression (SIR, [Li, 1991](#)) for Model 1, and by directional regression (DR, [Li and Wang, 2007](#)) for Model 2, with 10 slices for SIR and 4 slices for DR. We set \mathcal{F} to include OLS, MARS, and regression trees (implemented via the **R** package

tree with default settings).

For benchmarking, we implement two sequential tests proposed by [Bura and Yang \(2011\)](#) on the same dimension reduction methods as POD for each model. These methods are: (i) a test based on the smallest eigenvalues of the method-specific kernel matrix, with an asymptotic weighted chi-square (χ^2) limit (BY, weighted- χ^2), and (ii) a Wald-type test with an asymptotic χ^2 limit (BY, χ^2). Each procedure tests $H'_{0,d} : d = d_{\text{CS}}^*$ versus $H_{1,d} : d < d_{\text{CS}}^*$ sequentially for $d = 0, 1, \dots, d_{\text{max}}$.

Table 2: Rejection proportions (%) for each step of the sequential test at $\alpha = 5\%$.

Model	n	Method	$d = 0$	$d = 1$	$d = 2$	$d = 3$	$d = 4$	$d = 5$
1	100	POD	100	5	7.2	7.2	4.6	6.2
		BY, weighted- χ^2	100	3.4	0.2	0	0	0
		BY, χ^2	100	100	97.4	42.8	3	0
	200	POD	100	5	5.4	4.4	5.4	4.6
		BY, weighted- χ^2	100	5.2	0.2	0	0	0
		BY, χ^2	100	82.6	22.6	1.6	0	0
2	200	POD	99.8	96	6.8	7	7	4.8
		BY, weighted- χ^2	100	52	0.8	0.2	0	0
		BY, χ^2	100	100	100	100	100	100
	300	POD	100	99	4.6	4.8	5.2	5.4
		BY, weighted- χ^2	100	87	1	0	0	0
		BY, χ^2	99.8	99.8	80	54.4	30.6	13.4

Table 2 shows rejection proportions at $\alpha = 0.05$ for each step of the sequential test. POD and the BY test with weighted- χ^2 limits maintain size under their respective nulls (POD: $H_{0,d} : d \geq d_{\text{CS}}^*$, weighted- χ^2 : $H'_{0,d} : d = d_{\text{CS}}^*$). In Model 2, POD attains higher power than the weighted- χ^2 test under the alternative $d = 1$, while the latter tends to be conservative. In contrast, the Wald-type test with χ^2 limits over-rejects in many configurations, consistent with [Bura and Yang \(2011\)](#), who note that substantially larger sample sizes may be required for the χ^2 asymptotic calibration to be accurate.

Order estimation. Let $X \sim \mathcal{N}(0, I_p)$ with $p = 10$. Consider

$$\text{Model 3 : } Y = \sin(X_1) + \sigma\varepsilon,$$

$$\text{Model 4 : } Y = X_1^2 + 0.5 \sin(X_2) + \sigma\varepsilon,$$

$$\text{Model 5 : } Y = |X_1| + X_2(X_2 + X_3 + 1) + \sigma\varepsilon,$$

where $\epsilon \sim \mathcal{N}(0, 1)$ is independent of X and $\sigma = 0.5$. The structural dimensions are $d_{\text{CS}}^* = 1$ for Model 3 (Luo and Li, 2021), $d_{\text{CS}}^* = 2$ for Model 4, and $d_{\text{CS}}^* = 3$ for Model 5; in all cases, $d_{\text{CS}}^* = d_{\text{CMS}}^*$.

POD uses squared-loss predictiveness, hence $d^*(\mathcal{L}) = d_{\text{CMS}}^*$. The reduction maps for Models 3–5 are estimated by minimum average variance estimation (MAVE; Xia et al., 2002). Prediction rules include OLS, MARS, and regression trees. We compare POD with three alternatives: (i) the ladle estimator (Luo and Li, 2016), which combines the eigenvalue scree with bootstrap variability of the kernel-matrix eigenvectors—to specify kernel, we apply SIR with 10 slices to Model 3 and DR with 4 slices to Models 4–5, so that the targeted matrix rank aligns with the oracle d_{CS}^* ; (ii) a cross-validation (CV) criterion based on MAVE, targeting d_{CMS}^* ; and (iii) a CV criterion based sliced regression (SR, Wang and Xia, 2008), targeting d_{CS}^* .

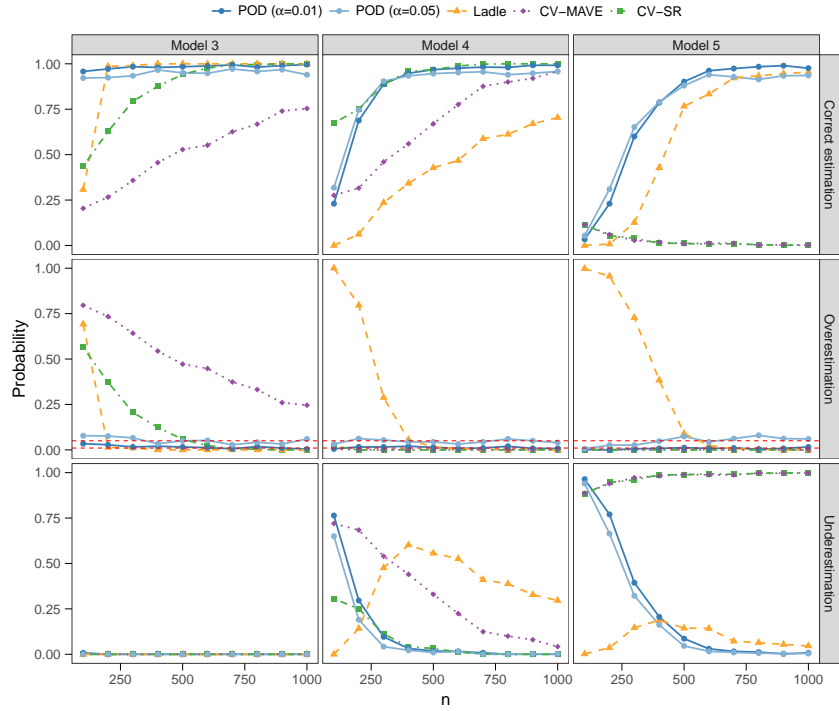


Figure 2: Empirical probabilities of correct estimation ($\hat{d} = d_{\text{CMS}}^*$), overestimation ($\hat{d} > d_{\text{CMS}}^*$), and underestimation ($\hat{d} < d_{\text{CMS}}^*$) across n for SDR. Red dashed horizontal lines in the second row mark the nominal significance levels $\alpha = 0.01$ and $\alpha = 0.05$.

Figure 2 displays the probabilities of correct estimation, overestimation, and underestimation of d_{CMS}^* as n increases. In all models, POD converges more rapidly than the competitors. Its overestimation probability stabilizes at the nominal level, while the probability of underestimation vanishes. POD can benefit from using a richer candidate class \mathcal{F} , because performance based on a single learner can depend on the data-generating regime. In Section C.3 of the Supplementary Material, restricting \mathcal{F} to OLS only or

to regression trees only yields a noticeable loss in accuracy, whereas using MARS alone remains satisfactory; this motivates including multiple candidates in \mathcal{F} .

Results for categorical responses are deferred to Section C.4 of the Supplementary Material.

4.1.3 Effect of the loss function

We investigate how the choice of the loss function affects POD through its target dimension $d^*(\mathcal{L})$. Let $X \sim \mathcal{N}(0, \Sigma)$ with $p = 10$ and $\Sigma_{i,j} = (0.5)^{|i-j|}$. Consider a Bernoulli response Y with $\Pr(Y = 1 \mid X_1 > 0) = 1$ and $\Pr(Y = 1 \mid X_1 \leq 0) = 0.6$ (Cook and Yin, 2001), so Y depends only on X_1 . In this setting, $d_{\text{CS}}^* = d_{\text{CMS}}^* = 1$. However, because the Bayes' classifier always predicts $Y = 1$, the central discriminant subspace (CDS, Cook and Yin, 2001) has dimension $d_{\text{CDS}}^* = 0$. We draw $n = 2000$ observations.

For this problem, under cross-entropy loss, POD targets $d^*(\mathcal{L}) = d_{\text{CS}}^* = 1$, while under 0-1 loss, it targets $d^*(\mathcal{L}) = d_{\text{CDS}}^* = 0$. The reduction map is estimated by DR, and the prediction rule is selected from a support vector machine (implemented via the R package `e1071`, with default settings) and classification trees. We compare POD with three alternatives: the ladle estimator applied to DR, and cross-validation criteria based on MAVE and SR; all methods targets $d_{\text{CS}}^* = d_{\text{CMS}}^* = 1$.

Table 3: Proportions (%) of estimated structural dimensions. $\text{ave}(\hat{d})$ is the average of the estimates.

	POD				Ladle	CV-SR	CV-MAVE
	0-1 loss		Cross-entropy loss				
	$\alpha = 1\%$	$\alpha = 5\%$	$\alpha = 1\%$	$\alpha = 5\%$			
$\hat{d} = 0$	99.2	96	0	0	0	0	0
$\hat{d} = 1$	0.8	3.4	99	94.2	99.4	61.2	59.4
$\hat{d} \geq 2$	0	0.6	1	5.8	0.6	38.8	40.6
ave(\hat{d})	0.01	0.05	1.01	1.07	1.01	1.39	1.41

Table 3 shows the proportions of the estimated structural dimensions for different loss functions and methods. The results confirm that POD adapts to the targeted order $d^*(\mathcal{L})$: under 0-1 loss, POD selects $\hat{d} = 0$, whereas under cross-entropy loss, it identifies $\hat{d} = 1$. In both cases, POD keeps the overestimation rate close to the nominal level. In contrast, the ladle estimator consistently estimates $d_{\text{CS}}^* = 1$, while SR and MAVE exhibit substantial overestimation.

4.2 Real-data illustration: PenDigits handwritten digits

We analyze the PenDigits dataset from UCI Machine Learning Repository, focusing on determining how many directional-regression (DR) directions are required to separate the most confusable digits $\{0, 6, 9\}$. The training set contains 2,219 images and the test set 1,035; each image is represented by a 16-dimensional pen-trajectory vector. An eigenanalysis of the DR kernel matrix estimated from the training data reveals a sharp drop after the first two eigenvalues, indicating that the first two DR directions capture most of the discriminative information; see Figure 3A.

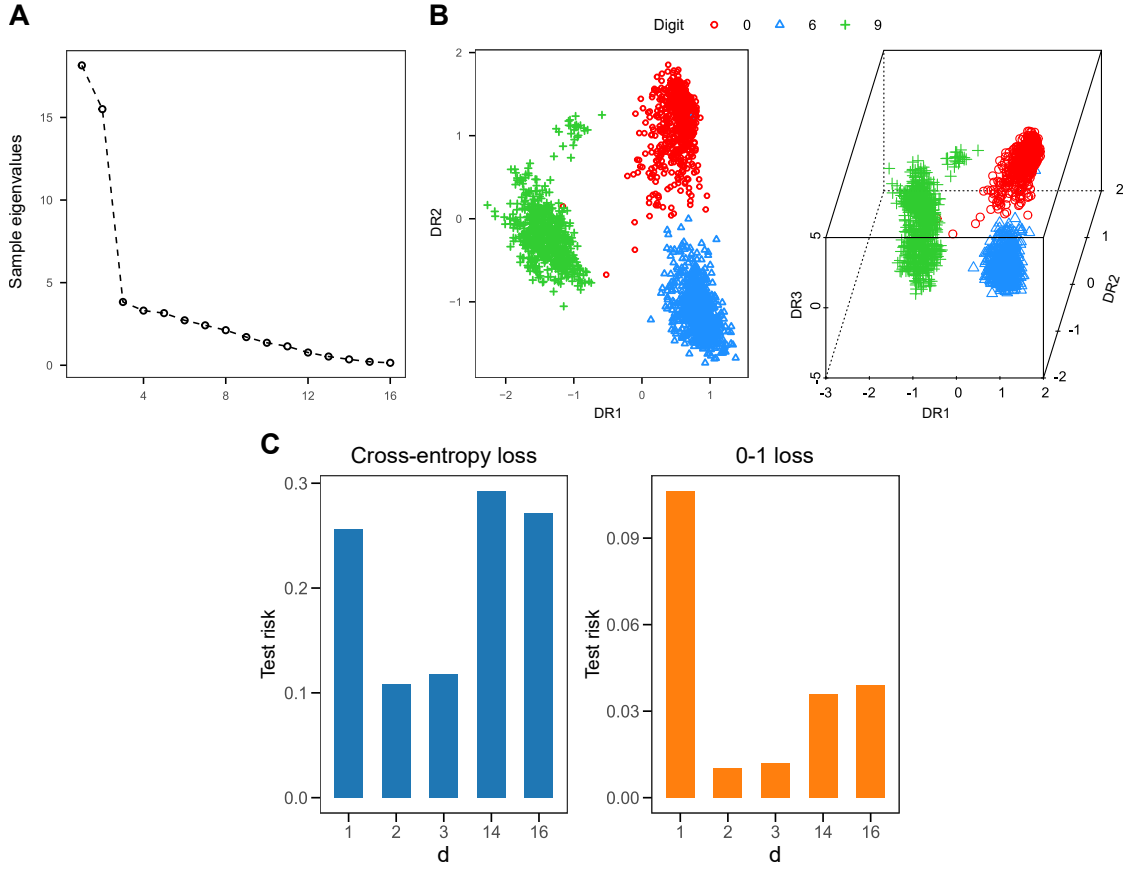


Figure 3: PenDigits handwritten digits analysis. Panel A shows the eigenvalue scree plot of the DR kernel matrix. Panel B visualizes the DR representation with the first two and three DR directions. Panel C displays the test risks for different dimensions.

Our POD procedure tests the incremental predictive value of the leading DR directions for both cross-entropy and 0-1 loss functions. The prediction rule is a two-layer neural network. Significance levels $\alpha \in \{0.01, 0.05\}$ are examined. As benchmarks, we implement the ladle estimator and the BY weighted- χ^2 test, both computed from the DR kernel matrix. All methods set the upper search limit $d_{\max} \in \{8, 16\}$. To account for the sampling variability introduced by POD’s cross-fitting, the ladle’s bootstrap, and BY’s

critical value simulation, each procedure is repeated 100 times on the fixed training set, and the modal estimate \hat{d} is reported (see Section C.5 of the Supplementary Material for frequency details). Across every combination of loss (cross-entropy or 0-1), significance level, and search limit d_{\max} , POD consistently selects $\hat{d} = 2$. By contrast, the ladle estimator selects $\hat{d} = 3$ when $d_{\max} = 8$, but it inflates the estimate to $\hat{d} = 14$ when $d_{\max} = 16$. The weighted- χ^2 test outputs $\hat{d} = 14$ under $\alpha = 0.01$, while $\hat{d} = 16$ under $\alpha = 0.05$. Figure 3B provides a scatter plot of the DR representation: the left panel plots the first two DR directions, while the right panel adds the third. Even in the two-dimensional view, the classes are already almost perfectly separated, confirming that the two DR directions selected by POD capture virtually all discriminative information.

To assess the out-of-sample performance of the models with different dimensions, we proceed as follows. For each candidate dimension $\hat{d} \in \{1, 2, 3, 14, 16\}$, we select the corresponding DR scores, then—under both target loss (cross-entropy or 0-1)—train a classifier on the full training set using a neural network under that same loss function (500 repetitions to enhance stability of neural network training). These models are then evaluated on the test set. Figure 3C reports the (average) test risk for each chosen dimension. The two-dimensional representation selected by POD yields the smallest test risk for both loss functions. The three-dimensional model performs slightly worse. The larger-dimensional model results in higher test risk, indicating clear overfitting. These results confirm that POD delivers a parsimonious yet highly predictive representation in practice.

5 Concluding remarks

POD views order determination as a question of predictive adequacy rather than of model-specific structural criteria. It treats the dimension as an index of population risk and selects the smallest order at which additional coordinates no longer improve out-of-sample performance. The method combines cross-fitted risk evaluation, an overlapping second split that avoids degeneracy, and a forward sequential test, and can be applied on top of a wide range of dimension-reduction methods and learners to produce a predictive order and corresponding uncertainty that are aligned with the chosen loss and prediction task.

Several directions merit further investigation. An important direction is robustness, including extensions of POD to dependent or heavy-tailed data. This may call for block cross-fitting schemes for time series or clustered observations, as well as robust loss functions that remain stable under outliers and heavy tails. A second direction is post-selection inference for prediction risk and related functionals at the selected order, developing confidence intervals and tests that account for the data-driven choice of \hat{d} . Together, these

extensions would broaden the scope of POD while preserving its central principle: determine dimension by its predictive value.

References

- Ahn, S. C. and Horenstein, A. R. (2013), “Eigenvalue ratio test for the number of factors,” *Econometrica*, 81, 1203–1227.
- Bai, J. and Li, K. (2012), “Statistical analysis of factor models of high dimension,” *The Annals of Statistics*, 40, 436–465.
- Bai, J. and Ng, S. (2002), “Determining the number of factors in approximate factor models,” *Econometrica*, 70, 191–221.
- Bunea, F., She, Y., and Wegkamp, M. H. (2011), “Optimal selection of reduced rank estimators of high-dimensional matrices,” *The Annals of Statistics*, 39, 1282–1309.
- Bura, E. and Yang, J. (2011), “Dimension estimation in sufficient dimension reduction: a unifying approach,” *Journal of Multivariate Analysis*, 102, 130–142.
- Cattell, R. B. (1966), “The scree test for the number of factors,” *Multivariate Behavioral Research*, 1, 245–276.
- Chen, G., Jia, Y., Wang, G., and Zou, C. (2024a), “Zipper: Addressing degeneracy in algorithm-agnostic inference,” *Advances in Neural Information Processing Systems*, 37, 65884–65911.
- Chen, Y., Jiao, Y., Qiu, R., and Yu, Z. (2024b), “Deep nonlinear sufficient dimension reduction,” *The Annals of Statistics*, 52, 1201–1226.
- Chernozhukov, V., Chetverikov, D., Demirer, M., Duflo, E., Hansen, C., Newey, W., and Robins, J. (2018), “Double/debiased machine learning for treatment and structural parameters,” *The Econometrics Journal*, 21, C1–C68.
- Cook, R. D. (1994), “On the interpretation of regression plots,” *Journal of the American Statistical Association*, 89, 177–189.
- Cook, R. D. and Li, B. (2002), “Dimension reduction for conditional mean in regression,” *The Annals of Statistics*, 30, 455–474.
- Cook, R. D. and Weisberg, S. (1991), “Sliced inverse regression for dimension reduction: Comment,” *Journal of the American Statistical Association*, 86, 328–332.
- Cook, R. D. and Yin, X. (2001), “Theory & methods: special invited paper: dimension reduction and visualization in discriminant analysis (with discussion),” *Australian & New Zealand Journal of Statistics*, 43, 147–199.
- Dai, B., Shen, X., and Pan, W. (2024), “Significance tests of feature relevance for a black-Box learner,” *IEEE Transactions on Neural Networks and Learning Systems*, 35, 1898–1911.
- Davis, C. and Kahan, W. M. (1970), “The rotation of eigenvectors by a perturbation. III,” *SIAM Journal on Numerical Analysis*, 7, 1–46.
- Doz, C., Giannone, D., and Reichlin, L. (2012), “A quasi-maximum likelihood approach for large, approximate dynamic factor models,” *The Review of Economics and Statistics*, 94, 1014–1024.
- Fan, J. and Gu, Y. (2024), “Factor augmented sparse throughput deep relu neural networks for high dimensional regression,” *Journal of the American Statistical Association*, 119, 2680–2694.
- Fan, J., Guo, J., and Zheng, S. (2022), “Estimating number of factors by adjusted eigenvalues thresholding,” *Journal of the American Statistical Association*, 117, 852–861.

- Fan, J., Jana, S., Kulkarni, S., and Yin, Q. (2025), “Factor informed double deep learning for average treatment effect estimation,” *arXiv preprint arXiv:2508.17136*.
- Fan, J. and Liao, Y. (2022), “Learning latent factors from diversified projections and its applications to over-estimated and weak factors,” *Journal of the American Statistical Association*, 117, 909–924.
- Fan, J., Liao, Y., and Mincheva, M. (2013), “Large covariance estimation by thresholding principal orthogonal complements,” *Journal of the Royal Statistical Society Series B: Statistical Methodology*, 75, 603–680.
- Fan, J., Liao, Y., and Wang, W. (2016), “Projected principal component analysis in factor models,” *The Annals of Statistics*, 44, 219–254.
- Fan, J., Lou, Z., and Yu, M. (2024), “Are latent factor regression and sparse regression adequate?” *Journal of the American Statistical Association*, 119, 1076–1088.
- Farrell, M. H., Liang, T., and Misra, S. (2021), “Deep neural networks for estimation and inference,” *Econometrica*, 89, 181–213.
- Golub, G. H. and Van Loan, C. F. (2013), *Matrix Computations*, Baltimore, MD: Johns Hopkins University Press, 4th ed.
- Györfi, L., Kohler, M., Krzyżak, A., and Walk, H. (2002), *A distribution-free theory of nonparametric regression*, New York: Springer.
- Harding, M. (2013), “Estimating the number of factors in large dimensional factor models,” Manuscript.
- Hristache, M., Juditsky, A., Polzehl, J., and Spokoiny, V. (2001), “Structure adaptive approach for dimension reduction,” *The Annals of Statistics*, 29, 1537–1566.
- Hsing, T. and Carroll, R. J. (1992), “An asymptotic theory for sliced inverse regression,” *The Annals of Statistics*, 20, 1040–1061.
- Izenman, A. J. (1975), “Reduced-rank regression for the multivariate linear model,” *Journal of Multivariate Analysis*, 5, 248–264.
- Jolliffe, I. T. (2002), *Principal component analysis*, New York: Springer, 2nd ed.
- Kapetanios, G. (2010), “A testing procedure for determining the number of factors in approximate factor models with large datasets,” *Journal of Business & Economic Statistics*, 28, 397–409.
- Kim, K., Li, B., Yu, Z., and Li, L. (2020), “On post dimension reduction statistical inference,” *The Annals of Statistics*, 48, 1567–1592.
- Lei, J. (2020), “Cross-validation with confidence,” *Journal of the American Statistical Association*, 115, 1978–1997.
- Li, B. (2018), *Sufficient dimension reduction: Methods and applications with R*, Boca Raton, Florida: CRC Press.
- Li, B. and Wang, S. (2007), “On directional regression for dimension reduction,” *Journal of the American Statistical Association*, 102, 997–1008.
- Li, K.-C. (1991), “Sliced inverse regression for dimension reduction,” *Journal of the American Statistical Association*, 86, 316–327.
- (1992), “On principal Hessian directions for data visualization and dimension reduction: Another application of Stein’s lemma,” *Journal of the American Statistical Association*, 87, 1025–1039.

- Lin, Q., Zhao, Z., and Liu, J. S. (2019), “Sparse sliced inverse regression via lasso,” *Journal of the American Statistical Association*, 114, 1726–1739.
- Lundborg, A. R., Kim, I., Shah, R. D., and Samworth, R. J. (2024), “The projected covariance measure for assumption-lean variable significance testing,” *The Annals of Statistics*, 52, 2851–2878.
- Luo, W. and Li, B. (2016), “Combining eigenvalues and variation of eigenvectors for order determination,” *Biometrika*, 103, 875–887.
- (2021), “On order determination by predictor augmentation,” *Biometrika*, 108, 557–574.
- Onatski, A. (2009), “Testing hypotheses about the number of factors in large factor models,” *Econometrica*, 77, 1447–1479.
- Reinsel, G. C., Velu, R. P., and Chen, K. (2022), *Multivariate reduced-rank regression*, New York: Springer, 2nd ed.
- van der Vaart, A. W. (1998), *Asymptotic statistics*, Cambridge: Cambridge University Press.
- Wang, H. and Xia, Y. (2008), “Sliced regression for dimension reduction,” *Journal of the American Statistical Association*, 103, 811–821.
- Williamson, B. D., Gilbert, P. B., Simon, N. R., and Carone, M. (2023), “A general framework for inference on algorithm-agnostic variable importance,” *Journal of the American Statistical Association*, 118, 1645–1658.
- Xia, Y. (2007), “A constructive approach to the estimation of dimension reduction directions,” *The Annals of Statistics*, 35, 2654–2690.
- Xia, Y., Tong, H., Li, W. K., and Zhu, L.-X. (2002), “An adaptive estimation of dimension reduction space,” *Journal of the Royal Statistical Society Series B: Statistical Methodology*, 64, 363–410.
- Yin, X. and Li, B. (2011), “Sufficient dimension reduction based on an ensemble of minimum average variance estimators,” *The Annals of Statistics*, 39, 3392–3416.
- Yu, L., Zhao, P., and Zhou, W. (2025), “Testing the number of common factors by bootstrapped sample covariance matrix in high-dimensional factor models,” *Journal of the American Statistical Association*, 120, 448–459.
- Yu, Y., Wang, T., and Samworth, R. J. (2015), “A useful variant of the Davis–Kahan theorem for statisticians,” *Biometrika*, 102, 315–323.
- Yuan, M., Ekici, A., Lu, Z., and Monteiro, R. (2007), “Dimension reduction and coefficient estimation in multivariate linear regression,” *Journal of the Royal Statistical Society Series B: Statistical Methodology*, 69, 329–346.
- Zhu, L., Miao, B., and Peng, H. (2006), “On sliced inverse regression with high-dimensional covariates,” *Journal of the American Statistical Association*, 101, 630–643.
- Zhu, L.-X. and Ng, K. W. (1995), “Asymptotics of sliced inverse regression,” *Statistica Sinica*, 5, 727–736.
- Zhu, Y. and Zeng, P. (2006), “Fourier methods for estimating the central subspace and the central mean subspace in regression,” *Journal of the American Statistical Association*, 101, 1638–1651.
- Zou, C., Ke, Y., and Zhang, W. (2022), “Estimation of low rank high-dimensional multivariate linear models for multi-response data,” *Journal of the American Statistical Association*, 117, 693–703.

Supplementary Material for “Model-Agnostic and Uncertainty-Aware Dimensionality Reduction in Supervised Learning”

This Supplementary Material provides supporting details for the main text, including proofs of the theoretical results, additional discussion of assumptions and construction choices, and extended numerical evidence. Section A collects proofs for the propositions and theorems stated in the paper. Section B clarifies the predictiveness-induced order $d^*(\mathcal{L})$ and provides arguments supporting the key conditions used in the analysis, including representation error bounds for the motivating examples. Section C complements the numerical studies and real-data analysis. Figure S.1 summarizes this organization for quick navigation.

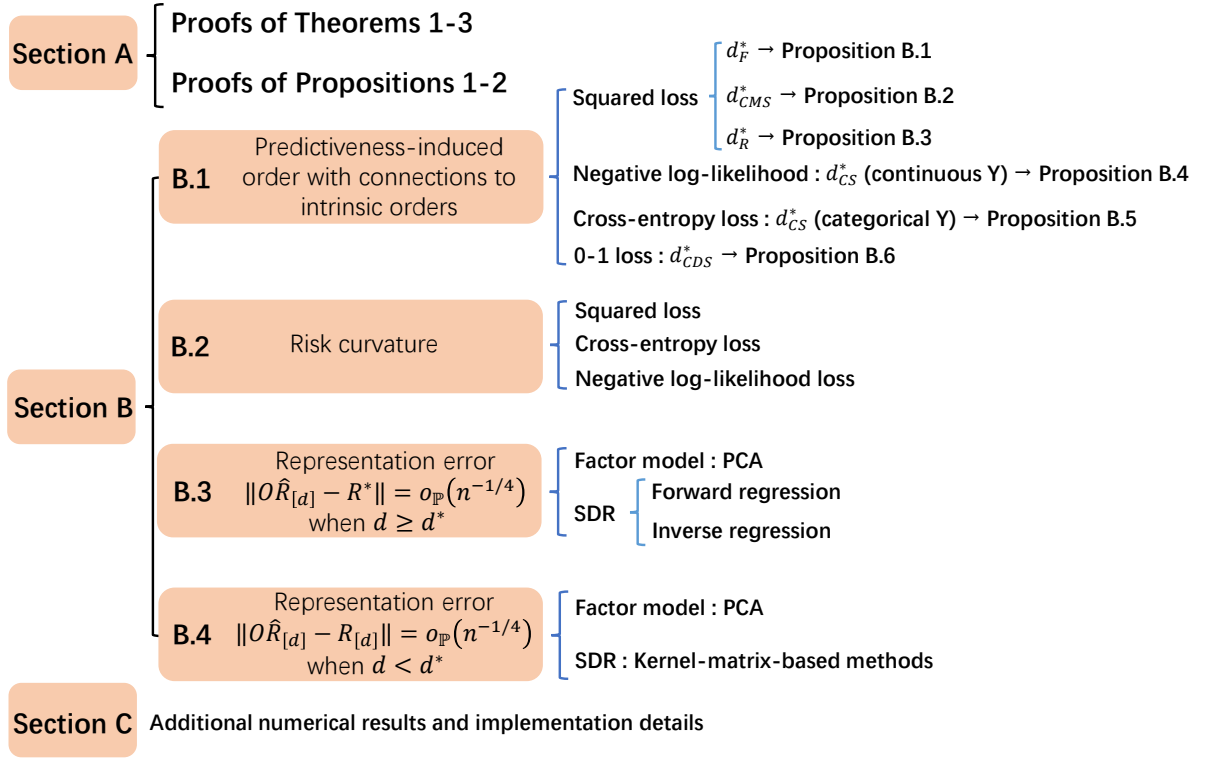


Figure S.1: Roadmap for the Supplementary Material.

A Proofs

A.1 Proof of Proposition 1

Proof. Recall that in Section 2.1 we embed R^* into $\mathbb{R}^{d_{\max}}$ by zero padding; that is, $R_{[d^*]} = R^*$ and $R_{-[d^*]} = 0$. On the one hand, $\mathcal{G}_0 \subseteq \mathcal{G}_1 \subseteq \dots \subseteq \mathcal{G}_{d_{\max}}$. Therefore, $\mathcal{L}_0 \geq \mathcal{L}_1 \geq \dots \geq \mathcal{L}_{d_{\max}}$. On the other hand, consider two cases. *Case 1:* $d^* = 0$. Then $\mathcal{L}_d = \min_{g \in \mathcal{G}_d} \mathbb{E}_{\mathbb{P}}\{\ell(Y, g(0))\}$. For any $g \in \mathcal{G}_d$, define $h_g(u) = g(0)$. Then $h_g \in \mathcal{G}_0$, and hence $\mathcal{L}_d = \min_{g \in \mathcal{G}_d} \mathbb{E}_{\mathbb{P}}\{\ell(Y, h_g(R))\} \geq \min_{g \in \mathcal{G}_0} \mathbb{E}_{\mathbb{P}}\{\ell(Y, g(R))\} = \mathcal{L}_0$. *Case 2:* $d^* \geq 1$. Then $\mathcal{L}_d = \min_{g \in \mathcal{G}_d} \mathbb{E}_{\mathbb{P}}\{\ell(Y, g(R^*, 0))\}$. For any $g \in \mathcal{G}_d$, define $f_g(u) = g(u_{[d^*]}, 0)$. Then $f_g \in \mathcal{G}_{d^*}$, and hence, $\mathcal{L}_d = \min_{g \in \mathcal{G}_d} \mathbb{E}_{\mathbb{P}}\{\ell(Y, f_g(R))\} \geq \min_{g \in \mathcal{G}_{d^*}} \mathbb{E}_{\mathbb{P}}\{\ell(Y, g(R))\} = \mathcal{L}_{d^*}$. Combining these results yields $\mathcal{L}_0 \geq \mathcal{L}_1 \geq \dots \geq \mathcal{L}_{d^*} = \mathcal{L}_{d^*+1} = \dots = \mathcal{L}_{d_{\max}}$. \square

A.2 Proof of Theorem 1

Proof. Recall that $\mathcal{L}(g_d, \mathbb{P}) = \mathcal{L}(g_{d^*}, \mathbb{P})$, for all $d^* \leq d \leq d_{\max}$. Fix $J \in \{o, a, b\}$ and $k \in [K]$. We first decompose

$$\widehat{\mathcal{L}}_{-k}(\widehat{g}_{-k;d}, \widehat{\mathbb{P}}_{k,J}) - \mathcal{L}(g_d, \mathbb{P}) = \widehat{\mathcal{L}}_{-k}(\widehat{g}_{-k;d}, \widehat{\mathbb{P}}_{k,J}) - \mathcal{L}(g_{d^*}, \widehat{\mathbb{P}}_{k,J}) + \mathcal{L}(g_{d^*}, \widehat{\mathbb{P}}_{k,J}) - \mathcal{L}(g_{d^*}, \mathbb{P}),$$

where

$$\mathcal{L}(g_{d^*}, \widehat{\mathbb{P}}_{k,J}) - \mathcal{L}(g_{d^*}, \mathbb{P}) = \frac{1}{|I_{k,J}|} \sum_{i \in I_{k,J}} \ell(Y_i, g_{d^*}(R_i)) - \mathcal{L}(g_{d^*}, \mathbb{P})$$

is the leading term for asymptotic normality. Thus, it suffices to show that $\widehat{\mathcal{L}}_{-k}(\widehat{g}_{-k;d}, \widehat{\mathbb{P}}_{k,J}) - \mathcal{L}(g_{d^*}, \widehat{\mathbb{P}}_{k,J}) = o_{\mathbb{P}}(n^{-1/2})$.

Write

$$\begin{aligned} & \widehat{\mathcal{L}}_{-k}(\widehat{g}_{-k;d}, \widehat{\mathbb{P}}_{k,J}) - \mathcal{L}(g_{d^*}, \widehat{\mathbb{P}}_{k,J}) \\ = & \underbrace{\widehat{\mathcal{L}}_{-k}(\widehat{g}_{-k;d}, \mathbb{P}) - \mathcal{L}(g_{d^*}, \mathbb{P})}_{:=A_n} + \underbrace{\{\widehat{\mathcal{L}}_{-k}(\widehat{g}_{-k;d}, \widehat{\mathbb{P}}_{k,J}) - \widehat{\mathcal{L}}_{-k}(\widehat{g}_{-k;d}, \mathbb{P})\} - \{\mathcal{L}(g_{d^*}, \widehat{\mathbb{P}}_{k,J}) - \mathcal{L}(g_{d^*}, \mathbb{P})\}}_{:=B_n}. \end{aligned}$$

By (C1), $|A_n| \leq C \|\widehat{g}_{-k;d} \circ \widehat{\varphi}_{-k} - g_{d^*}\|^2$. By (C2), $\|\widehat{g}_{-k;d} \circ \widehat{\varphi}_{-k} - g_{d^*}\| = o_{\mathbb{P}}(n^{-1/4})$, so $A_n = o_{\mathbb{P}}(n^{-1/2})$.

Rewrite

$$B_n = \frac{1}{|I_{k,J}|} \sum_{i \in I_{k,J}} \underbrace{\left[\widehat{\mathcal{L}}_{-k}(\widehat{g}_{-k;d}, \delta_{Z_i}) - \widehat{\mathcal{L}}_{-k}(\widehat{g}_{-k;d}, \mathbb{P}) \right] - \left[\mathcal{L}(g_{d^*}, \delta_{Z_i}) - \mathcal{L}(g_{d^*}, \mathbb{P}) \right]}_{:=\widehat{\xi}_{d,k}(Z_i)}.$$

Let $\mathcal{D}_k = \{Z_i : i \in I_k\}$, for $k = 1, \dots, K$. By cross-fitting, $\mathbb{E}[\widehat{\xi}_{d,k}(Z) \mid \cup_{j \neq k} \mathcal{D}_j] = 0$.

Therefore, for any $\eta > 0$, Chebyshev's inequality yields

$$\begin{aligned} 0 &\leq \Pr(|I_{k,J}|^{-1/2} \sum_{i \in I_{k,J}} \widehat{\xi}_{d,k}(Z_i) > \eta \mid \cup_{j \neq k} \mathcal{D}_j) \\ &\leq \frac{\text{var}[\widehat{\xi}_{d,k}(Z) \mid \cup_{j \neq k} \mathcal{D}_j]}{\eta^2} \leq \frac{\mathbb{E}[(\widehat{\xi}_{d,k}(Z))^2 \mid \cup_{j \neq k} \mathcal{D}_j]}{\eta^2}. \end{aligned}$$

By (C1)–(C3),

$$\begin{aligned} &\mathbb{E}[\{\widehat{\xi}_{d,k}(Z)\}^2 \mid \cup_{j \neq k} \mathcal{D}_j] \\ &\leq 2\mathbb{E}[\{\ell(Y, \widehat{g}_{-k:d} \circ \widehat{\varphi}_{-k}(X)) - \ell(Y, g_{d^*}(R))\}^2 \mid \cup_{j \neq k} \mathcal{D}_j] \\ &\quad + 2\mathbb{E}[\{\widehat{\mathcal{L}}_{-k}(\widehat{g}_{-k;d}, \mathbb{P}) - \mathcal{L}(g_{d^*}, \mathbb{P})\}^2 \mid \cup_{j \neq k} \mathcal{D}_j] \\ &= o_{\mathbb{P}}(1). \end{aligned}$$

Consequently, by dominated convergence, $|I_{k,J}|^{-1/2} \sum_{i \in I_{k,J}} \widehat{\xi}_{d,k}(Z_i) = o_{\mathbb{P}}(1)$, and hence $B_n = o_{\mathbb{P}}(n^{-1/2})$.

Putting the pieces together, under (C1)–(C3), for $d^* \leq d \leq d_{\max}$, $J \in \{o, a, b\}$, and $k \in [K]$,

$$\widehat{\mathcal{L}}_{-k}(\widehat{g}_{-k;d}, \widehat{\mathbb{P}}_{k,J}) - \mathcal{L}(g_d, \mathbb{P}) = \frac{1}{|I_{k,J}|} \sum_{i \in I_{k,J}} \ell(Y_i, g_{d^*}(R_i)) - \mathcal{L}(g_{d^*}, \mathbb{P}) + o_{\mathbb{P}}(|I_{k,J}|^{-1/2}). \quad (\text{A.1})$$

Since $\mathcal{L}_d = \mathcal{L}_{d^*}$ for $d \geq d^*$, it follows that

$$\begin{aligned} \widehat{\psi}_d &= \frac{1}{K} \sum_{k \in [K]} \left\{ \tau \cdot (\widehat{\mathcal{L}}_{-k}(\widehat{g}_{-k;d}, \widehat{\mathbb{P}}_{k,o}) - \widehat{\mathcal{L}}_{-k}(\widehat{g}_{-k;d_{\max}}, \widehat{\mathbb{P}}_{k,o})) \right. \\ &\quad \left. + (1 - \tau) \cdot (\widehat{\mathcal{L}}_{-k}(\widehat{g}_{-k;d}, \widehat{\mathbb{P}}_{k,a}) - \widehat{\mathcal{L}}_{-k}(\widehat{g}_{-k;d_{\max}}, \widehat{\mathbb{P}}_{k,b})) \right\} \\ &= \frac{1}{n/(2 - \tau)} \left\{ \sum_{k \in [K]} \sum_{i \in I_{k,a}} \ell(Y_i, g_{d^*}(R_i)) - \sum_{k \in [K]} \sum_{i \in I_{k,b}} \ell(Y_i, g_{d^*}(R_i)) \right\} + o_{\mathbb{P}}(n^{-1/2}). \end{aligned}$$

By the central limit theorem,

$$\{n/(2 - \tau)\}^{1/2} \widehat{\psi}_d \rightsquigarrow \mathcal{N}(0, 2(1 - \tau)\sigma_{d^*}^2),$$

where $\sigma_{d^*}^2 = \text{var} \{\ell(Y, g_{d^*}(R))\}$. □

A.3 Proof of Proposition 2

Proof. Under (C2)–(C3), and by the same arguments used in the proof of Proposition 2.1 and Remark 2.2 of [Chen et al. \(2024a\)](#), it follows that for any $d^* \leq d \leq d_{\max}$, $k \in [K]$,

$\hat{\sigma}_{d,k}^2 \rightarrow \sigma_{d^*}^2$ in probability. The consistency of $\hat{\nu}_d^2$ then follows from the continuous mapping theorem. \square

A.4 Proof of Theorem 2

Proof. Fix $J \in \{o, a, b\}$ and $k \in [K]$. Decompose

$$\hat{\mathcal{L}}_{-k}(\hat{g}_{-k;d}, \hat{\mathbb{P}}_{k,J}) - \mathcal{L}(g_d, \mathbb{P}) = \hat{\mathcal{L}}_{-k}(\hat{g}_{-k;d}, \hat{\mathbb{P}}_{k,J}) - \mathcal{L}(g_d, \hat{\mathbb{P}}_{k,J}) + \mathcal{L}(g_d, \hat{\mathbb{P}}_{k,J}) - \mathcal{L}(g_d, \mathbb{P}).$$

Since $\mathcal{L}(g, \mathbb{P}) = \mathbb{E}_{\mathbb{P}}[\ell(Y, g(R))] = \mathbb{E}_{\mathbb{P}}[\|Y - g(R)\|^2]$ is linear in \mathbb{P} , we have

$$\mathcal{L}(g_d, \hat{\mathbb{P}}_{k,J}) - \mathcal{L}(g_d, \mathbb{P}) = \frac{1}{|I_{k,J}|} \sum_{i \in I_{k,J}} \ell(Y_i, g_d(R_i)) - \mathcal{L}(g_d, \mathbb{P}).$$

Next, write

$$\begin{aligned} & \hat{\mathcal{L}}_{-k}(\hat{g}_{-k;d}, \hat{\mathbb{P}}_{k,J}) - \mathcal{L}(g_d, \hat{\mathbb{P}}_{k,J}) \\ = & \underbrace{\hat{\mathcal{L}}_{-k}(\hat{g}_{-k;d}, \mathbb{P}) - \mathcal{L}(g_d, \mathbb{P})}_{:=A'_n} + \underbrace{\{\hat{\mathcal{L}}_{-k}(\hat{g}_{-k;d}, \hat{\mathbb{P}}_{k,J}) - \hat{\mathcal{L}}_{-k}(\hat{g}_{-k;d}, \mathbb{P})\} - \{\mathcal{L}(g_d, \hat{\mathbb{P}}_{k,J}) - \mathcal{L}(g_d, \mathbb{P})\}}_{:=B'_n}. \end{aligned}$$

We can express

$$\begin{aligned} A'_n &= \mathbb{E}_{\mathbb{P}}\{\|Y - \hat{g}_{-k;d}(\hat{\varphi}_{-k}(X))\|^2 - \|Y - g_d(R)\|^2 \mid \hat{g}_{-k;d}, \hat{\varphi}_{-k}\} \\ &= \underbrace{2\mathbb{E}_{\mathbb{P}}\{\langle Y - g_d(R), g_d(R) - \hat{g}_{-k;d}(\hat{\varphi}_{-k}(X)) \rangle \mid \hat{g}_{-k;d}, \hat{\varphi}_{-k}\}}_{:=A'_{n,k,d}} + \underbrace{\|\hat{g}_{-k;d} \circ \hat{\varphi}_{-k} - g_d\|_{L_2(\mathbb{P})}^2}_{:=o_{\mathbb{P}}(n^{-1/2})}. \end{aligned}$$

By (C2'), $|A'_{n,k,d}| \leq 2\sqrt{\text{tr}(\text{var}_{\mathbb{P}}(Y))}\|\hat{g}_{-k;d} \circ \hat{\varphi}_{-k} - g_d\|_{L_2(\mathbb{P})} = o_{\mathbb{P}}(n^{-1/4})$. Under (C2')–(C3'), we similarly obtain $B'_n = o_{\mathbb{P}}(n^{-1/2})$, by the same argument used to establish $B_n = o_{\mathbb{P}}(n^{-1/2})$ in the proof of Theorem 1.

Special case: $d = 0$. Under squared loss, set $g_0 = \mathbb{E}(Y)$, so that $\mathcal{L}(g_0, \mathbb{P}) = \text{tr}(\text{var}_{\mathbb{P}}(Y))$. For any k , $\hat{g}_{-k;0} = \bar{Y}_{-k} = \sum_{i \in I_{-k}} Y_i / |I_{-k}|$, so Y is predicted without using (R, X) . In this case,

$$\hat{\mathcal{L}}_{-k}(\hat{g}_{-k;0}, \hat{\mathbb{P}}_{k,J}) - \mathcal{L}(g_0, \mathbb{P}) = \frac{1}{|I_{k,J}|} \sum_{i \in I_{k,J}} \ell(Y_i, g_0(R_i)) - \mathcal{L}(g_0, \mathbb{P}) + O_{\mathbb{P}}(n^{-1}).$$

For notational convenience, set $A'_{n,k,0} = 0$ for all $k \in [K]$ henceforth.

Consequently, we have the unified expression: under (C2')–(C3'), for $0 \leq d < d^*$,

$J \in \{o, a, b\}$, and $k \in [K]$,

$$\widehat{\mathcal{L}}_{-k}(\widehat{g}_{-k;d}, \widehat{\mathbb{P}}_{k,J}) - \mathcal{L}(g_d, \mathbb{P}) = \frac{1}{|I_{k,J}|} \sum_{i \in I_{k,J}} \ell(Y_i, g_d(R_i)) - \mathcal{L}(g_d, \mathbb{P}) + A'_{n,k,d} + o_{\mathbb{P}}(|I_{k,J}|^{-1/2}). \quad (\text{A.2})$$

Combining this expansion with the result of Theorem 1 yields, for $0 \leq d < d^*$,

$$\begin{aligned} & \widehat{\psi}_d - (\mathcal{L}_d - \mathcal{L}_{d_{\max}}) - \frac{1}{K} \sum_{k=1}^K A'_{n,k,d} \\ &= \frac{1}{n/(2-\tau)} \sum_{k \in [K]} \left[\sum_{i \in I_{k,a}} \{\ell(Y_i, g_d(R_i)) - \mathcal{L}(g_d, \mathbb{P})\} - \sum_{i \in I_{k,b}} \{\ell(Y_i, g_{d^*}(R_i)) - \mathcal{L}(g_{d^*}, \mathbb{P})\} \right. \\ & \quad \left. + \sum_{i \in I_{k,o}} \{\ell(Y_i, g_d(R_i)) - \ell(Y_i, g_{d^*}(R_i)) - (\mathcal{L}(g_d, \mathbb{P}) - \mathcal{L}(g_{d^*}, \mathbb{P}))\} \right] + o_{\mathbb{P}}(n^{-1/2}). \end{aligned}$$

By the standard central limit theorem,

$$\sqrt{n/(2-\tau)} \left(\widehat{\psi}_d - (\mathcal{L}_d - \mathcal{L}_{d^*}) - \frac{1}{K} \sum_{k=1}^K A'_{n,k,d} \right) \rightsquigarrow \mathcal{N}(0, (1-\tau)(\sigma_d^2 + \sigma_{d^*}^2) + \tau\eta_d^2),$$

where $\eta_d^2 = \text{var}_{\mathbb{P}}\{\ell(Y, g_d(R)) - \ell(Y, g_{d^*}(R))\}$. Let $\nu_{d,\eta}^2 = (1-\tau)(\sigma_d^2 + \sigma_{d^*}^2) + \tau\eta_d^2$ and $\nu_d^2 = (1-\tau)(\sigma_d^2 + \sigma_{d^*}^2)$. By an argument analogous to Proposition 2, under (C2')–(C3'), for $0 \leq d < d^*$, and any $\tau \in [0, 1)$, we have $\widehat{\nu}_d^2 \rightarrow \nu_d^2$ in probability, as $n \rightarrow \infty$. For any $0 \leq d < d^*$, $\alpha \in (0, 1)$, and sufficiently small $0 < \delta < (\mathcal{L}_d - \mathcal{L}_{d^*})$,

$$\begin{aligned} & \Pr\left(\frac{\sqrt{n/(2-\tau)}\widehat{\psi}_d}{\widehat{\nu}_d} < z_{1-\alpha}\right) \\ &= \Pr\left(\underbrace{\frac{\sqrt{n/(2-\tau)}\left(\widehat{\psi}_d - (\mathcal{L}_d - \mathcal{L}_{d^*}) - \sum_{k=1}^K A'_{n,k,d}/K\right)}{\nu_{d,\eta}}}_{:=\widehat{\xi}_d} < z_{1-\alpha} \cdot \frac{\widehat{\nu}_d}{\nu_{d,\eta}}\right. \\ & \quad \left. - \frac{\sqrt{n/(2-\tau)}((\mathcal{L}_d - \mathcal{L}_{d^*}) + \sum_{k=1}^K A'_{n,k,d}/K)}{\nu_{d,\eta}}\right) \\ &= \Pr\left(\widehat{\xi}_d < z_{1-\alpha} \cdot \frac{\widehat{\nu}_d}{\nu_{d,\eta}} - \frac{\sqrt{n/(2-\tau)}((\mathcal{L}_d - \mathcal{L}_{d^*}) + \sum_{k=1}^K A'_{n,k,d}/K)}{\nu_{d,\eta}}, \right. \\ & \quad \left. \left|\sum_{k \in [K]} A'_{n,k,d}/K\right| \leq \delta\right) + o(1) \\ &\leq \Pr\left(\widehat{\xi}_d < z_{1-\alpha} \cdot \frac{\widehat{\nu}_d}{\nu_{d,\eta}} - \frac{\sqrt{n/(2-\tau)}(\mathcal{L}_d - \mathcal{L}_{d^*} - \delta)}{\nu_{d,\eta}}\right) + o(1), \end{aligned}$$

where the second equality holds because $A'_{n,k,d} = o_{\mathbb{P}}(1)$ for all $k \in [K]$.

Finally, because the event $\{\widehat{d} < d^*\} = \bigcup_{d=0}^{d^*-1} \{\widehat{T}_d < z_{1-\alpha}\}$, we obtain

$$\begin{aligned} \Pr(\widehat{d} < d^*) &\leq \sum_{d=0}^{d^*-1} \Pr\left(\frac{\sqrt{n/(2-\tau)}\widehat{\psi}_d}{\widehat{\nu}_d} < z_{1-\alpha}\right) \\ &\leq \sum_{d=0}^{d^*-1} \Pr\left(\widehat{\xi}_d < z_{1-\alpha} \cdot \frac{\widehat{\nu}_d}{\nu_{d,\eta}} - \frac{\sqrt{n/(2-\tau)}(\mathcal{L}_d - \mathcal{L}_{d^*} - \delta)}{\nu_{d,\eta}}\right) + o(1) \\ &\leq \sum_{d=0}^{d^*-1} \Phi\left(\frac{\nu_d}{\nu_{d,\eta}} z_{1-\alpha} - \frac{\sqrt{n/(2-\tau)}(\mathcal{L}_d - \mathcal{L}_{d^*} - \delta)}{\nu_{d,\eta}}\right) + o(1), \end{aligned}$$

where the last steps uses $\widehat{\xi}_d \rightsquigarrow \mathcal{N}(0, 1)$, $\widehat{\nu}_d^2 \rightarrow \nu_d^2$ in probability, and Polya's theorem (e.g., Lemma 2.11 of [van der Vaart, 1998](#)). \square

A.5 Proof of Theorem 3

Proof. First, by the definition of the testing procedure,

$$\begin{aligned} \Pr(\widehat{d} > d^*) &\leq \Pr\left(\frac{\sqrt{n/(2-\tau)}\widehat{\psi}_{d^*}}{\widehat{\nu}_{d^*}} \geq z_{1-\alpha_n}\right) \\ &\leq \left|\Pr\left(\frac{\sqrt{n/(2-\tau)}\widehat{\psi}_{d^*}}{\widehat{\nu}_{d^*}} \geq z_{1-\alpha_n}\right) - \alpha_n\right| + \alpha_n \\ &\leq \sup_{\beta \in (0,1)} \left|\Pr\left(\frac{\sqrt{n/(2-\tau)}\widehat{\psi}_{d^*}}{\widehat{\nu}_{d^*}} \geq z_{1-\beta}\right) - \beta\right| + \alpha_n \\ &= o(1), \end{aligned}$$

where the last equality follows from Polya's theorem and the assumption $\alpha_n = o(1)$.

Next, by the argument in the proof of Theorem 2,

$$\begin{aligned} &\Pr\left(\frac{\sqrt{n/(2-\tau)}\widehat{\psi}_d}{\widehat{\nu}_d} < z_{1-\alpha_n}\right) \\ &= \Pr\left(\frac{\sqrt{n/(2-\tau)}(\widehat{\psi}_d - \psi_d)}{\nu_{d,\eta}} - \frac{(\widehat{\nu}_d - \nu_d)}{\nu_{d,\eta}} z_{1-\alpha_n} < \frac{\nu_d}{\nu_{d,\eta}} z_{1-\alpha_n} - \frac{\{n/(2-\tau)\}^{1/2}(\mathcal{L}_d - \mathcal{L}_{d^*})}{\nu_{d,\eta}}\right). \end{aligned}$$

Since $\widehat{\nu}_d - \nu_d = O_{\mathbb{P}}(n^{-1/2})$, if $z_{1-\alpha_n} = o(n^{1/2})$ then

$$\Pr\left(\frac{\sqrt{n/(2-\tau)}\widehat{\psi}_d}{\widehat{\nu}_d} < z_{1-\alpha_n}\right) = \Phi\left(\frac{\nu_d}{\nu_{d,\eta}} z_{1-\alpha_n} - \frac{\{n/(2-\tau)\}^{1/2}(\mathcal{L}_d - \mathcal{L}_{d^*} - \delta)}{\nu_{d,\eta}}\right) + o(1),$$

by Slutsky's theorem and Polya's theorem. Therefore,

$$\Pr(\widehat{d} < d^*) \leq \sum_{d=0}^{d^*-1} \Phi \left(\frac{\nu_d z_{1-\alpha_n} - \{n/(2-\tau)\}^{1/2} (\mathcal{L}_d - \mathcal{L}_{d^*} - \delta)}{\nu_{d,\eta}} \right) + o(1).$$

Finally, recall the standard normal tail approximation:

$$\Pr\{\mathcal{N}(0, 1) > z_{1-\alpha_n}\} \sim (2\pi)^{-1/2} z_{1-\alpha_n}^{-1} \exp(-z_{1-\alpha_n}^2/2), \text{ as } n \rightarrow \infty.$$

Let γ_n be a sequence such that $\alpha_n = \exp(-z_{1-\gamma_n}^2/2)$. Then $z_{1-\alpha_n} < z_{1-\gamma_n} = (-2 \log \alpha_n)^{1/2}$. Under the assumptions $\alpha_n \rightarrow 0$ and $(\log \alpha_n)/n \rightarrow 0$, we have $z_{1-\alpha_n} = o(n^{1/2})$ and thus $\Pr(\widehat{d} < d^*) = o(1)$ since $(\mathcal{L}_d - \mathcal{L}_{d^*} - \delta) > 0$ for $d < d^*$.

Combining these two bounds yields $\Pr(\widehat{d} = d^*) = 1$ as $n \rightarrow \infty$. \square

B Predictiveness-induced order and required theoretical conditions

B.1 Predictiveness-induced order with connections to intrinsic orders

Unless stated otherwise, we assume $d^* \geq 1$; when $d^* = 0$, the definition of $d^*(\mathcal{L})$ together with Proposition 1 implies $d^*(\mathcal{L}) = 0$. We begin with the regression, where squared loss and negative log-likelihood are standard choices.

Proposition B.1. *In factor regression, under squared loss, $d^*(\mathcal{L}) = d_F^*$ provided that the noise $\varepsilon \perp\!\!\!\perp f$ has mean zero and finite second moment, and that the regression function satisfies $m(f) \neq \mathbb{E}_{\mathbb{P}}(Y \mid f_S)$ for every strict subset $S \subsetneq [d_F^*]$.*

Proof. For notational consistency, adopt the convention $\sigma(f_{[0]}) = \sigma(f_{\emptyset}) = \{\emptyset, \Omega\}$. Suppose, for contradiction, that $d^*(\mathcal{L}) < d_F^*$. Then $\mathbb{E}_{\mathbb{P}}(Y - m(f))^2 = \mathbb{E}_{\mathbb{P}}(Y - \mathbb{E}_{\mathbb{P}}(Y \mid f_{[d_F^*-1]}))^2$, where $m(f) = \mathbb{E}_{\mathbb{P}}(Y \mid f)$. This implies $m(f) = \mathbb{E}_{\mathbb{P}}(Y \mid f_{[d_F^*-1]})$, contradicting the assumption that $m(f) \neq \mathbb{E}_{\mathbb{P}}(Y \mid f_S)$ for any strict subset $S \subsetneq [d_F^*]$. Therefore, $d^*(\mathcal{L}) = d_F^*$. \square

Proposition B.2. *In sufficient dimension reduction, under squared loss, $d^*(\mathcal{L}) = d_{\text{CMS}}^*$ whenever the central mean subspace exists and $\mathbb{E}_{\mathbb{P}} Y^2 < \infty$.*

Proof. If $d^*(\mathcal{L}) < d_{\text{CMS}}^*$, then by definition $\mathcal{L}_{d_{\text{CMS}}^*-1} = \mathcal{L}_{d_{\text{CMS}}^*}$, which implies $\mathbb{E}_{\mathbb{P}}(Y \mid X) = \mathbb{E}_{\mathbb{P}}(Y \mid B_{d_{\text{CMS}}^*-1}^\top X)$, where B_d denotes the first d columns of B ; we adopt the convention $\sigma(B_0^\top X) = \{\emptyset, \Omega\}$. This contradicts the minimality of the structural dimension d_{CMS}^* . Hence, the conclusion follows. \square

Proposition B.3. *In reduced-rank regression, under squared loss, $d^*(\mathcal{L}) = d_R^*$ provided that the noise $\varepsilon \perp\!\!\!\perp X$ has mean zero and finite second moment.*

Proof. Suppose, for contradiction, $d^*(\mathcal{L}) < d_R^*$. Write the regression function as $f(B^\top X) \triangleq \Omega^\top B^\top X$. Under the stated noise assumptions, $\Omega^\top B^\top X = \mathbb{E}_\mathbb{P}(Y \mid B_{d_R^*-1}^\top X)$. Since $\text{span}(B_{d_R^*-1}^*) \subsetneq \text{span}(B)$, there exists $\alpha \in \mathbb{R}^p$ such that $B_{d_R^*-1}^\top \alpha = 0$ but $B^\top \alpha \neq 0$. Consequently, for any scalar $k \in \mathbb{R}$,

$$f(B^\top X + kB^\top \alpha) = \mathbb{E}_\mathbb{P}(Y \mid B_{d_R^*-1}^\top X + kB_{d_R^*-1}^\top \alpha) = \mathbb{E}_\mathbb{P}(Y \mid B_{d_R^*-1}^\top X) = f(B^\top X).$$

Let $\beta_1 = B^\top \alpha / \|B^\top \alpha\| \in \mathbb{R}^{d_R^*}$, and extend it to an orthonormal basis $\{\beta_1, \beta_2, \dots, \beta_{d_R^*}\}$ of $\mathbb{R}^{d_R^*}$. Then

$$f(B^\top X) = f\left(\sum_{j \in [d_R^*]} \langle B^\top X, \beta_j \rangle \beta_j\right) = f\left(\sum_{j=2}^{d_R^*} \langle B^\top X, \beta_j \rangle \beta_j\right),$$

so $f(B^\top X) = f(\tilde{B}^\top X)$, where $\tilde{B} = B \sum_{j=2}^{d_R^*} \beta_j \beta_j^\top$ has rank at most $d_R^* - 1$. Hence, $\Omega^\top B^\top X = \Omega^\top \tilde{B}^\top X$, for all X , implying $B\Omega = \tilde{B}\Omega$. This contradicts the assumption that $A = B\Omega$ has full rank d_R^* . Therefore, $d^*(\mathcal{L}) = d_R^*$. \square

Proposition B.4. *Let $\ell(y, g(\cdot \mid r)) = -\log g(y \mid r)$ be the negative log-likelihood, where $g(\cdot \mid r)$ denotes the conditional density selected by $R = r$ and lies in the class*

$$\mathcal{G} = \left\{ g : \mathbb{R}^{d_{\max}} \rightarrow L^1(\mathcal{Y}) \mid g(\cdot \mid r) \geq 0, \int_{\mathcal{Y}} g(y \mid r) dy = 1 \right\}.$$

Then $d^(\mathcal{L}) = d_{\text{CS}}^*$.*

Proof. The conditional density $f(\cdot \mid r)$ of Y given $R = r$ is the unconstrained population minimizer of the expected negative log-likelihood over \mathcal{G} . Suppose, for contradiction, that $d^*(\mathcal{L}) < d_{\text{CS}}^*$. Then $\mathcal{L}_{d_{\text{CS}}^*} = \mathcal{L}_{d_{\text{CS}}^*-1}^*$, which implies

$$\mathbb{E}_\mathbb{P}\{\log f(Y \mid B_{d_{\text{CS}}^*-1}^\top X)\} = \mathbb{E}_\mathbb{P}\{\log f(Y \mid B_{d_{\text{CS}}^*}^\top X)\}.$$

Thus, $\mathbb{E}_\mathbb{P}\left[\mathbb{E}_\mathbb{P}\left\{\log \frac{f(Y \mid B_{d_{\text{CS}}^*-1}^\top X)}{f(Y \mid B_{d_{\text{CS}}^*}^\top X)} \mid X\right\}\right] = 0$. By Jensen's inequality,

$$\mathbb{E}_\mathbb{P}\left\{\log \frac{f(Y \mid B_{d_{\text{CS}}^*-1}^\top X)}{f(Y \mid B_{d_{\text{CS}}^*}^\top X)} \mid X\right\} \leq \log \mathbb{E}_\mathbb{P}\left\{\frac{f(Y \mid B_{d_{\text{CS}}^*-1}^\top X)}{f(Y \mid B_{d_{\text{CS}}^*}^\top X)} \mid X\right\} = \log 1 = 0,$$

where the equality $\mathbb{E}_\mathbb{P}\left\{\frac{f(Y \mid B_{d_{\text{CS}}^*-1}^\top X)}{f(Y \mid B_{d_{\text{CS}}^*}^\top X)} \mid X\right\} = 1$ follows from the definition of the central

subspace. Thus

$$\mathbb{E}_{\mathbb{P}} \left\{ \log \frac{f(Y | B_{d_{\text{CS}}^* - 1}^{\top} X)}{f(Y | B_{d_{\text{CS}}^*}^{\top} X)} \mid X \right\} = 0 \text{ almost surely.}$$

Equality in Jensen's inequality holds if and only if $f(Y | B_{d_{\text{CS}}^* - 1}^{\top} X) = f(Y | B_{d_{\text{CS}}^*}^{\top} X)$ almost surely, contradicting the definition of d_{CS}^* . Therefore, $d^*(\mathcal{L}) = d_{\text{CS}}^*$. \square

We now turn to classification, where the response Y is categorical. We consider two widely used loss functions: cross-entropy and 0-1 loss.

Proposition B.5. *Under cross-entropy loss, $d^*(\mathcal{L}) = d_{\text{CS}}^*$ provided that the central subspace exists.*

Proof. Suppose, for contradiction, that $d^*(\mathcal{L}) < d_{\text{CS}}^*$. Then $\mathcal{L}_{d_{\text{CS}}^*} = \mathcal{L}_{d_{\text{CS}}^* - 1}$, which implies $H(Y | B_{d_{\text{CS}}^* - 1}^{\top} X) = H(Y | B_{d_{\text{CS}}^*}^{\top} X)$, where $H(Y | R) = -\mathbb{E}_{\mathbb{P}}\{\log \Pr(Y | R)\}$ denotes conditional entropy. By the data-processing inequality for conditional entropy,

$$H(Y | B_{d_{\text{CS}}^* - 1}^{\top} X) \geq H(Y | B_{d_{\text{CS}}^*}^{\top} X),$$

with equality if and only if

$$Y \perp\!\!\!\perp B_{d_{\text{CS}}^*}^{\top} X \mid B_{d_{\text{CS}}^* - 1}^{\top} X.$$

This implies

$$\Pr(Y | B_{d_{\text{CS}}^* - 1}^{\top} X) = \Pr(Y | X),$$

contradicting the definition of d_{CS}^* as the minimal dimension such that $\Pr(Y | X) = \Pr(Y | B_{d_{\text{CS}}^*}^{\top} X)$. Hence, the conclusion follows. \square

Proposition B.6. *Under 0-1 loss, $d^*(\mathcal{L}) = d_{\text{CDS}}^*$ provided that the central discriminant subspace exists, where d_{CDS}^* denotes its structural dimension.*

Proof. Define the optimal classifiers

$$\begin{aligned} b_{d_{\text{CDS}}^* - 1}^*(X) &= \arg \max_y \Pr(Y = y | B_{d_{\text{CDS}}^* - 1}^{\top} X), \\ b_{d_{\text{CDS}}^*}^*(X) &= \arg \max_y \Pr(Y = y | B_{d_{\text{CDS}}^*}^{\top} X). \end{aligned}$$

By the definition of the central discriminant subspace (Cook and Yin, 2001), $\arg \max_y \Pr(Y = y | B_{d_{\text{CDS}}^*}^{\top} X) = \arg \max_y \eta_y(X)$, where $\eta_y(X) = \Pr(Y = y | X)$. Assume $d^*(\mathcal{L}) < d_{\text{CDS}}^*$. Define $\eta_*(X) = \max_y \eta_y(X)$. Then $\mathcal{L}_{d_{\text{CDS}}^*} = \mathcal{L}_{d_{\text{CDS}}^* - 1}$, and under the 0-1 loss,

$$\begin{aligned} \mathcal{L}_{d_{\text{CDS}}^*} &= \Pr(Y \neq b_{d_{\text{CDS}}^*}^*(X)) = 1 - \mathbb{E}_{\mathbb{P}}(\eta_*(X)) \\ \mathcal{L}_{d_{\text{CDS}}^* - 1} &= \Pr(Y \neq b_{d_{\text{CDS}}^* - 1}^*(X)) = 1 - \mathbb{E}_{\mathbb{P}}(\eta_{b_{d_{\text{CDS}}^* - 1}^*(X)}(X)) \end{aligned}$$

Thus, $\mathbb{E}_{\mathbb{P}}(\eta_*(X)) = \mathbb{E}_{\mathbb{P}}(\eta_{b_{d_{\text{CDS}}^*-1}(X)}(X))$. Since $\eta_*(X) \geq \eta_{b_{d_{\text{CDS}}^*-1}(X)}(X)$ pointwise, equality of expectations implies $\eta_*(X) = \eta_{b_{d_{\text{CDS}}^*-1}(X)}(X)$, almost surely. Hence, $b_{d_{\text{CDS}}^*-1}(X) = \arg \max_y \eta_y(X)$ almost surely, contradicting the definition of d_{CDS}^* . Therefore, $d^*(\mathcal{L}) = d_{\text{CDS}}^*$ under 0-1 loss. \square

B.2 Verification of Condition (C1) for common loss functions

- (1) **Squared loss.** To verify (C1) under squared loss, we assume that R captures all information in X relevant for predicting the conditional mean of Y , that is,

$$\mathbb{E}_{\mathbb{P}}(Y \mid X, R) = \mathbb{E}_{\mathbb{P}}(Y \mid R). \quad (\text{B.1})$$

For any $g \in \mathcal{G}$ and $\varphi : \mathcal{X} \rightarrow \mathbb{R}^{d_{\max}}$, we have

$$\begin{aligned} & |\mathbb{E}_{\mathbb{P}}\{\|Y - g \circ \varphi(X)\|^2 - \|Y - g_{d^*}(R)\|^2\}| \\ &= \|g \circ \varphi(X) - g_{d^*}(R)\|_{L_2(\mathbb{P})}^2 + 2\mathbb{E}_{\mathbb{P}}\{\langle Y - g_{d^*}(R), g_{d^*}(R) - g \circ \varphi(X) \rangle\}. \end{aligned}$$

Since $g_{d^*}(r) = \mathbb{E}_{\mathbb{P}}(Y \mid R = r)$ is the minimizer of the mean squared error, together with (B.1), $\mathbb{E}_{\mathbb{P}}\{\langle Y - g_{d^*}(R), g_{d^*}(R) - g \circ \varphi(X) \rangle\} = 0$ and thus the only contribution comes from $\|g \circ \varphi(X) - g_{d^*}(R)\|_{L_2(\mathbb{P})}^2$, establishing (C1) under squared loss.

- (2) **Cross-entropy loss.** To verify (C1) under cross-entropy loss, we assume the linking condition $\Pr(Y \mid X, R) = \Pr(Y \mid R)$. For any $g \in \mathcal{G}$ and $\varphi : \mathcal{X} \rightarrow \mathbb{R}^{d_{\max}}$, we have

$$\begin{aligned} & \left| \mathbb{E}_{\mathbb{P}} \left[\sum_{m=1}^M 1\{Y = m\} \log \left(\frac{g \circ \varphi(X)_m}{g_{d^*}(R)_m} \right) \right] \right| \\ &= \left| \mathbb{E}_{\mathbb{P}} \left[\mathbb{E}_{\mathbb{P}} \left[\sum_{m=1}^M 1\{Y = m\} \log \left(\frac{g \circ \varphi(X)_m}{g_{d^*}(R)_m} \right) \mid X, R \right] \right] \right| \\ &= \left| \mathbb{E}_{\mathbb{P}} \left[\sum_{m=1}^M \Pr(Y = m \mid X, R) \log \left(\frac{g \circ \varphi(X)_m}{g_{d^*}(R)_m} \right) \right] \right| \\ &= \left| \mathbb{E}_{\mathbb{P}} \left[\sum_{m=1}^M g_{d^*}(R)_m \log \left(\frac{g \circ \varphi(X)_m}{g_{d^*}(R)_m} \right) \right] \right|, \end{aligned}$$

where the last equality uses $g_{d^*}(R) = \Pr(Y \mid R)$ and the linking condition. Following the approach in Williamson et al. (2023), apply a second-order Taylor expansion of

$\log(1+t)$ at $t=0$ to obtain, for each class $m \in [M]$,

$$\begin{aligned} & \log\left(\frac{g \circ \varphi(X)_m}{g_{d^*}(R)_m}\right) \\ &= \log\left(1 + \frac{g \circ \varphi(X)_m - g_{d^*}(R)_m}{g_{d^*}(R)_m}\right) \\ &= \frac{g \circ \varphi(X)_m - g_{d^*}(R)_m}{g_{d^*}(R)_m} - \frac{(g \circ \varphi(X)_m - g_{d^*}(R)_m)^2}{2g_{d^*}(R)_m^2(1 + \xi_m)^2}, \end{aligned}$$

where ξ_m lies pointwise between 0 and $\frac{g \circ \varphi(X)_m - g_{d^*}(R)_m}{g_{d^*}(R)_m}$. Thus, $g_{d^*}(R)_m(1 + \xi_m)$ lies pointwise between $g_{d^*}(R)_m$ and $g \circ \varphi(X)_m$. Assume that for some $\delta \in (0, 1/2)$,

$$g_{d^*}(R)_m, g \circ \varphi(X)_m \in (\delta, 1 - \delta) \text{ almost surely for all } m \in [M]. \quad (\text{B.2})$$

Then

$$\left| \mathbb{E}_{\mathbb{P}} \left[\sum_{m=1}^M g_{d^*}(R)_m \log\left(\frac{g \circ \varphi(X)_m}{g_{d^*}(R)_m}\right) \right] \right| \leq \frac{1 - \delta}{2\delta^2} \|g \circ \varphi - g_{d^*}\|_{L_2(\mathbb{P})}^2,$$

since $\sum_{m=1}^M g \circ \varphi(X)_m = \sum_{m=1}^M g_{d^*}(R)_m = 1$. This verifies (C1) for cross-entropy loss under (B.2) and the linking condition $\Pr(Y | X, R) = \Pr(Y | R)$.

In Example 2, the central subspace is defined by $\Pr(Y | X) = \Pr(Y | B^\top X)$. Hence, when $R = B^\top X$, the linking condition holds automatically.

- (3) **Negative log-likelihood.** The verification of (C1) for negative log-likelihood is analogous to the cross-entropy case. It suffices to assume the linking condition

$$\Pr(Y \leq y | X, R) = \Pr(Y \leq y | R), \text{ for all } y \in \mathbb{R},$$

together with an analogue of (B.2): for some $\delta \in (0, 1/2)$,

$$g_{d^*}(y | R), g(y | \varphi(X)) \in (\delta, 1 - \delta), \text{ for all } y \in \mathbb{R}, \text{ almost surely.}$$

In Example 2, the central subspace is defined by $Y \perp\!\!\!\perp X | B^\top X$. Hence, when $R = B^\top X$, the linking condition is again naturally satisfied.

B.3 Support for Condition (C2): Representation error bounds when $d \geq d^*$

B.3.1 Factor regression

Our goal is to verify that, under suitable conditions, the representation error satisfies $\|O\hat{R}_{[d]} - R^*\|_{L_2(\mathbb{P})} = o_{\mathbb{P}}(n^{-1/4})$ for some data-dependent rotation matrix O . We focus on

principal component analysis (PCA) as a representative dimension reduction method for Example 1. Let $\hat{v}_1, \dots, \hat{v}_{d_{\max}} \in \mathbb{R}^p$ denote the leading d_{\max} eigenvectors of the sample covariance matrix computed from $\{X_i : i \in I_{-k}\}$. Define

$$\hat{R} = \hat{\varphi}_{-k}(X) = p^{-1} W_{d_{\max}}^\top X,$$

where $W_{d_{\max}} = \sqrt{p} [\hat{v}_1, \dots, \hat{v}_{d_{\max}}] \in \mathbb{R}^{p \times d_{\max}}$. For brevity, we suppress the fold index k on \hat{R} , since the analysis is identical across folds. Recall from Example 1 and Proposition B.1 that $R^* = f$ and $d^* = d_F^*$ under mild regularity conditions and squared loss. For $d \geq d_F^*$, define $H_d = p^{-1} W_d^\top B \in \mathbb{R}^{d \times d_F^*}$, where W_d is the first d columns of $W_{d_{\max}}$, and define $O = H_d^\dagger \in \mathbb{R}^{d_F^* \times d}$ as the pseudo-inverse of H_d . The next proposition establishes a representation error bound under additional assumptions.

(D1) (*Boundedness*) Under the factor structure in Example 1, there exist universal constants C_1 and C_2 such that:

1. The factor loading matrix satisfies $\max_{i \in [p], j \in [d_0]} |B_{i,j}| \leq C_1$.
2. Each factor f_i is mean zero and bounded in $[-C_2, C_2]$ for all $i \in [d_0]$.
3. Each idiosyncratic component u_j is mean zero and bounded in $[-C_2, C_2]$ for all $j \in [p]$.

(D2) (*Weak dependence*) $\sum_{j,j' \in [p], j \neq j'} |\mathbb{E}[u_j u_{j'}]| = O(p)$.

(D3) (*Bounded projection matrix*) $\max_{i \in [p], j \in [d_{\max}]} |(W_{d_{\max}})_{i,j}| \leq C_3$.

(D4) (*Pervasiveness*) All eigenvalues of $p^{-1} B^\top \in \mathbb{R}^{d_F^* \times d_F^*}$ are bounded away from both 0 and ∞ as $p \rightarrow \infty$.

These conditions are standard in the factor-model literature (Fan et al., 2013; Fan and Gu, 2024) and are compatible with (C1)–(C3).

Proposition B.7. *Let $1 \leq d_F^* \leq d \leq d_{\max}$. Suppose (D1)–(D4) hold and $(\log p)/n = o(1)$ as $n \rightarrow \infty$. Then, there exists $O = H_d^\dagger \in \mathbb{R}^{d_F^* \times d}$ such that*

$$\|O \hat{R}_{[d]} - f\|_{L_2(\mathbb{P})} = O_{\mathbb{P}}(p^{-1/2}).$$

Proof. This follows directly from Lemma 2 and Proposition 1 of Fan and Gu (2024). \square

By Proposition B.7, the requirement $\|O \hat{R}_{[d]} - f\|_{L_2(\mathbb{P})} = o_{\mathbb{P}}(n^{-1/4})$ holds with $O = H_d^\dagger$ provided that $\sqrt{n}/p = o(1)$ and $(\log p)/n = o(1)$.

B.3.2 Sufficient dimension reduction

We show that commonly used sufficient dimension reduction (SDR) methods can satisfy the representation requirement $\|O\hat{R} - R^*\| = o_{\mathbb{P}}(n^{-1/4})$ for some data-dependent rotation matrix O . Assume that $B^\top X$ contains all the predictive information in X for the response $Y \in \mathbb{R}$ under the user-chosen predictiveness measure \mathcal{L} . Depending on the loss function ℓ , the span of B may represent the central subspace, the central mean subspace, or another task-specific sufficient subspace, and d^* denotes its structural dimension; see Section B.1. For each fold k , apply a user-specified SDR method to $\{(X_i, Y_i) : i \in I_{-k}\}$ to estimate the target subspace, yielding a basis matrix $\hat{B}_{d_{\max}} \in \mathbb{R}^{p \times d_{\max}}$ for the estimated d_{\max} -dimension subspace. Define $\hat{R} = \hat{B}_{d_{\max}}^\top X \in \mathbb{R}^{d_{\max}}$, and suppress the fold index for brevity. Recall from Example 2 that $R^* = B^\top X$. For $d \geq d^*$, define $O = B^\top \hat{B}_d \in \mathbb{R}^{d^* \times d}$, where \hat{B}_d is the first d columns of $\hat{B}_{d_{\max}}$. The next proposition characterizes the representation error.

Proposition B.8. *Let $1 \leq d^* \leq d \leq d_{\max}$. With $O = B^\top \hat{B}_d \in \mathbb{R}^{d^* \times d}$, we have*

$$\|O\hat{R}_{[d]} - B^\top X\| \leq \|P_B - P_{\hat{B}_{d^*}}\|_2 \|X\|, \quad (\text{B.3})$$

where P_A denotes the orthogonal projection onto the column space of A .

Proof. Substituting $O = B^\top \hat{B}_d$ and $\hat{R}_{[d]} = \hat{B}_d^\top X$ into the left-hand side of (B.3) yields

$$\begin{aligned} \|O\hat{R}_{[d]} - B^\top X\| &= \|B^\top \hat{B}_d \hat{B}_d^\top X - B^\top X\| \\ &= \|B^\top (I - P_{\hat{B}_d})X\| \\ &\leq \|B^\top (I - P_{\hat{B}_d})\|_2 \|X\| \\ &\leq \|B^\top (I - P_{\hat{B}_{d^*}})\|_2 \|X\| \\ &= \|P_B - P_{\hat{B}_{d^*}}\|_2 \|X\|. \end{aligned}$$

The second equality uses $P_{\hat{B}_d} = \hat{B}_d \hat{B}_d^\top$ since \hat{B}_d has orthonormal columns. The second inequality holds because $\text{span}(\hat{B}_{d^*}) \subseteq \text{span}(\hat{B}_d)$ when $d \geq d^*$, where $\text{span}(A)$ denotes the column space of A . The final equality follows from the identity $\|A^\top Z\|_2 = \|P_A Z\|_2$ for any A with orthonormal columns and any matrix Z , together with Theorem 2.5.1 of Golub and Van Loan (2013). \square

Proposition B.8 shows that, when $\|X\|$ is bounded, the representation error $\|O\hat{R}_{[d]} - B^\top X\|$ is controlled by either $\|P_B - P_{\hat{B}_{d^*}}\|_2$ or $\|P_B - P_{\hat{B}_{d^*}}\|_F$, which are topologically equivalent (Yin and Li, 2011). Below, we summarize known convergence rates for several common SDR methods. These rates indicate that the requirement $\|O\hat{R} - R^*\| = o_{\mathbb{P}}(n^{-1/4})$ is mild and is typically satisfied by most SDR methods.

Forward regression. This class consists of two canonical approaches—the outer product of gradients and the minimum average variance estimator—together with many extensions. See, for example, [Xia et al. \(2002\)](#); [Hristache et al. \(2001\)](#); [Xia \(2007\)](#); [Wang and Xia \(2008\)](#); [Yin and Li \(2011\)](#). Under the regularity conditions in these works, it is shown that \widehat{B}_{d^*} is consistent with

$$\|P_{\widehat{B}_{d^*}} - P_B\|_2 = O_{\mathbb{P}}(h^4 + (nh^{d^*})^{-1} \log n + n^{-1/2}),$$

where $h \propto n^{-1/(d^*+4)}$ ([Xia et al., 2002](#); [Wang and Xia, 2008](#); [Yin and Li, 2011](#)). Equivalently, $\|P_{\widehat{B}_{d^*}} - P_B\| = O_{\mathbb{P}}(r(d^*, n))$, where

$$r(d^*, n) = \begin{cases} n^{-1/2}, & d^* \leq 3, \\ (nh^{d^*})^{-1} \log n, & d^* > 3. \end{cases}$$

Thus, the recovery requirement holds whenever $r(d^*, n) = o(n^{-1/4})$. In typical applications with $d^* \leq 3$, this condition is automatic, and forward-regression estimators \widehat{B}_d with $d \geq d^*$ achieve the desired representation error when $\|X\|$ is bounded.

Inverse regression. Representative examples include sliced inverse regression (SIR) ([Li, 1991](#)), sliced average variance estimate ([Cook and Weisberg, 1991](#)), and directional regression (DR) ([Li and Wang, 2007](#)). These methods typically construct a matrix-valued statistic \widehat{M} that converges to a population matrix M satisfying $P_M = P_{B_{d^*}}$.

When $p < n$ is fixed, prior work ([Hsing and Carroll, 1992](#); [Zhu and Ng, 1995](#); [Li and Wang, 2007](#)) establishes that $n^{1/2}(\widehat{M} - M)$ converges in distribution to a multivariate normal distribution under mild conditions. Let \widehat{B}_d be the eigenvectors corresponding to the largest d eigenvalues of \widehat{M} . If the d^* th eigenvalue of M is bounded away from 0, then the identity $\|P_{\widehat{B}_{d^*}} - P_B\|_F = 2^{1/2} \|\sin \Theta(\widehat{B}_{d^*}, B)\|_F$, together with the Davis-Kahan $\sin \theta$ theorem ([Davis and Kahan, 1970](#); [Yu et al., 2015](#)) and $\widehat{M} - M = O_{\mathbb{P}}(n^{-1/2})$, yields

$$\|P_{\widehat{B}_{d^*}} - P_B\|_F = O_{\mathbb{P}}(n^{-1/2}).$$

Hence, $\|O\widehat{R} - R^*\| = o_{\mathbb{P}}(n^{-1/4})$ follows immediately.

When $p > n$ and diverges with n , additional structure such as sparsity is typically required. Under such conditions, [Lin et al. \(2019\)](#) show that the lasso-SIR estimator satisfies

$$\|P_{\widehat{B}_{d^*}} - P_B\|_F = O_{\mathbb{P}}(\{(s \log p)/(n\lambda)\}^{1/2}),$$

where s is the number of active variables, λ is the d^* th largest eigenvalue of $\text{var}_{\mathbb{P}}\{\mathbb{E}_{\mathbb{P}}(X | Y)\}$, and $n\lambda = p^\gamma$ for some $\gamma > 1/2$. The representation requirement holds whenever $(s \log p)/(n\lambda) \ll n^{-1/2}$.

B.4 Support for Condition (C2'): Representation error bounds when $d < d^*$

B.4.1 Factor regression

Our goal is to show that, under suitable conditions, the representation error satisfies $\|O\widehat{R}_{[d]} - f_{[d]}\|_{L_2(\mathbb{P})} = o_{\mathbb{P}}(n^{-1/4})$, for some data-dependent rotation matrix O . As discussed in Section B.3.1, we use PCA to estimate the latent factors f . We retain the notation of Section B.3.1 and focus on the case $d < d_{\mathbb{F}}^*$. Since $\widehat{R} = p^{-1}W_{d_{\max}}^{\top}X$, we have $\widehat{R}_{[d]} = p^{-1}W_d^{\top}X$. Without loss of generality, assume that the columns of $B = (\beta_1, \dots, \beta_{d_{\mathbb{F}}^*})$ are orthogonal and ordered so that $\|\beta_1\|_2 \geq \dots \geq \|\beta_{d_{\mathbb{F}}^*}\|_2$. Let $B_d = (\beta_1, \dots, \beta_d)$ and $B_{-d} = (\beta_{d+1}, \dots, \beta_{d_{\mathbb{F}}^*})$. For $1 \leq d < d_{\mathbb{F}}^*$, define $H_d = p^{-1}W_d^{\top}B_d \in \mathbb{R}^{d \times d}$ and define $O = H_d^{-1} \in \mathbb{R}^{d \times d}$ as the inverse of H_d . The next proposition establishes a representation error bound under (D1)–(D3) and (D4'), replacing (D4) by a strengthened form to address an identifiability issue.

(D4') (*Pervasiveness*) All eigenvalues of $p^{-1}B^{\top}B \in \mathbb{R}^{d_{\mathbb{F}}^* \times d_{\mathbb{F}}^*}$ are distinct and bounded away from both 0 and ∞ as $p \rightarrow \infty$.

Proposition B.9. *Let $1 \leq d < d_{\mathbb{F}}^*$. Suppose (D1)–(D3) and (D4') hold, and $n^{-1} \log p = o(1)$ as $n \rightarrow \infty$. Then there exists $O = H_d^{-1} \in \mathbb{R}^{d \times d}$ such that*

$$\|O\widehat{R}_{[d]} - f_{[d]}\|_{L_2(\mathbb{P})} = O_{\mathbb{P}}(\delta),$$

where $\delta = n^{-1/2} + (n/\log p)^{-1/2} + p^{-1/2}$.

We first state a technical lemma ensuring that $\nu_{\min}(H_d)$ is bounded away from 0 in probability.

Lemma B.1. *Suppose (D1)–(D3) and (D4') hold, and $n^{-1} \log p = o(1)$ as $n \rightarrow \infty$. Then for any $\varepsilon > 0$ there exists an integer N and a universal constant $C > 0$, independent of n, p, d, d_{\max} , such that*

$$\Pr(\nu_{\min}(H_d) > C) \geq 1 - \varepsilon, \quad \text{for all } n \geq N.$$

Proof of Lemma B.1. Under (D1)–(D3) and (D4'), the claim follows by a straightforward extension of the argument used in Proposition 1 of [Fan and Gu \(2024\)](#). \square

Proof of Proposition B.9. Write

$$\begin{aligned}
\widehat{R}_{[d]} &= p^{-1} W_d^\top X \\
&= p^{-1} W_d^\top (Bf + u) \\
&= p^{-1} W_d^\top B_d f_{[d]} + \frac{1}{p} W_d^\top B_{-d} f_{-[d]} + p^{-1} W_d^\top u \\
&= H_d f_{[d]} + p^{-1} W_d^\top B_{-d} f_{-[d]} + p^{-1} W_d^\top u.
\end{aligned}$$

Therefore,

$$H_d^{-1} \widehat{R}_{[d]} - f_{[d]} = p^{-1} H_d^{-1} W_d^\top B_{-d} f_{-[d]} + p^{-1} H_d^{-1} W_d^\top u. \quad (\text{B.4})$$

Let us begin with the first term on the right-hand side of (B.4). We have

$$\|p^{-1} H_d^{-1} W_d^\top B_{-d} f_{-[d]}\|_2 \leq p^{-1} \|H_d^{-1}\|_2 \|W_d^\top B_{-d}\|_2 \|f_{-[d]}\|_2.$$

Note that $\|H_d^{-1}\|_2 = \nu_{\min}^{-1}(H_d) = O_{\mathbb{P}}(1)$ by Lemma B.1. Moreover, (D1) implies $\mathbb{E}(\|f_{-[d]}\|_2) \leq C$ for some universal constant C . It remains to control $\|W_d^\top B_{-d}\|_2$. Let $B^{(u)} = B \cdot \text{diag}(\|\beta_1\|^{-1}, \dots, \|\beta_{d_0}\|^{-1})$ so that $B^{(u)}$ has orthonormal columns, and define $B_d^{(u)}$ and $B_{-d}^{(u)}$ analogously. Let $\widehat{W}_d = W_d/\sqrt{p} = [\widehat{v}_1, \dots, \widehat{v}_d]$. Then $\|W_d^\top B_{-d}\|_2 \leq \sqrt{p} \|\widehat{W}_d^\top B_{-d}^{(u)}\|_2 \|\beta_{d+1}\|_2$. By singular value decomposition, there exist orthogonal matrices $O_1, O_2 \in \mathbb{R}^{d \times d}$ such that

$$O_1^\top \widehat{W}_d^\top B_d^{(u)} O_2 = \cos \Theta(\widehat{W}_d, B_d^{(u)}).$$

Hence, $\|\widehat{W}_d^\top B_{-d}^{(u)}\|_2 = \|(\widehat{W}_d - B_d^{(u)} O_2 O_1^\top)^\top B_{-d}^{(u)}\|_2 \leq \|\widehat{W}_d - B_d^{(u)} O_2 O_1^\top\|_2 \|B_{-d}^{(u)}\|_2$ since B has orthogonal columns. Moreover, $\|B_{-d}^{(u)}\|_2 = 1$, and

$$\begin{aligned}
\|\widehat{W}_d - B_d^{(u)} O_2 O_1^\top\|_2^2 &\leq \|\widehat{W}_d - B_d^{(u)} O_2 O_1^\top\|_F^2 \\
&= \text{tr}\{(\widehat{W}_d - B_d^{(u)} O_2 O_1^\top)^\top (\widehat{W}_d - B_d^{(u)} O_2 O_1^\top)\} \\
&= 2 \cdot \text{tr}\{\mathbf{I}_d - O_1^\top \widehat{W}_d^\top B_d^{(u)} O_2\} \\
&\leq 2 \|\sin \Theta(\widehat{W}_d, B_d^{(u)})\|_F^2.
\end{aligned}$$

Recall that \widehat{W}_d and $B_d^{(u)}$ are the top- d eigenvectors of $\widehat{\Sigma}$ and BB^\top , respectively. The Davis-Kahan theorem (Davis and Kahan, 1970; Yu et al., 2015) yields that

$$\|\sin \Theta(\widehat{W}_d, B_d^{(u)})\|_F \leq \frac{\|\widehat{\Sigma} - BB^\top\|_F}{\|\beta_d\|_2^2 - \|\beta_{d+1}\|_2^2}.$$

Under (D4'), $\|\beta_d\|_2^2 - \|\beta_{d+1}\|_2^2 \geq C \cdot p$ for some constant $C > 0$. Under (D1)–(D3),

standard arguments (see, e.g., [Fan et al., 2013](#); [Fan and Gu, 2024](#)) yields

$$\|\widehat{\Sigma} - BB^\top\|_F = O_{\mathbb{P}}(p\delta),$$

where $\delta = n^{-1/2} + (n/\log p)^{-1/2} + p^{-1/2}$. Therefore,

$$\|\sin \Theta(\widehat{W}_d, B_d^{(u)})\|_F = O_{\mathbb{P}}(\delta),$$

which implies $\|W_d^\top B_{-d}\|_2 = O_{\mathbb{P}}(p\delta)$. Combining the preceding bounds gives

$$\|p^{-1}H_d^{-1}W_d^\top B_{-d}f_{-[d]}\|_{L_2(\mathbb{P})} = O_{\mathbb{P}}(\delta).$$

We next bound the second term on the right-hand side of (B.4). From the proof of Lemma 2 in [Fan and Gu \(2024\)](#), under (D1)–(D3), we have $\|W_d^\top u\|_{L_2(\mathbb{P})}^2 = O(p)$. Together with $\|H_d^{-1}\|_2 = O_{\mathbb{P}}(1)$, this yields $\|p^{-1}H_d^{-1}W_d^\top u\|_{L_2(\mathbb{P})} = O_{\mathbb{P}}(p^{-1/2})$.

Substituting these bounds establishes that, with $O = H_d^{-1}$, $\|O\widehat{R}_{[d]} - f_{[d]}\|_{L_2(\mathbb{P})} = O_{\mathbb{P}}(\delta)$, as claimed. \square

In particular, Proposition B.9 implies that the requirement $\|O\widehat{R}_{[d]} - f_{[d]}\|_{L_2(\mathbb{P})} = o_{\mathbb{P}}(n^{-1/4})$ holds with $O = H_d^{-1}$ provided that $(\log p)/\sqrt{n} = o(1)$ and $\sqrt{n}/p = o(1)$.

B.4.2 Sufficient dimension reduction

We show that, under suitable conditions, the representation error $\|O\widehat{R}_{[d]} - B_d^\top X\| = o_{\mathbb{P}}(n^{-1/4})$ for some data-dependent rotation matrix O , when $d < d^*$. We focus on kernel-matrix-based SDR methods (as in the “inverse regression” class described in Section B.3.2). Let $M \in \mathbb{R}^{p \times p}$ be the population kernel matrix, whose d^* nonzero eigenvalues determines the SDR subspace. Let $B \in \mathbb{R}^{p \times d^*}$ collect the corresponding eigenvectors, ordered by decreasing eigenvalues. For $1 \leq d \leq d^*$, let B_d denote the first d columns of B . Applying the same SDR method to $\{(X_i, Y_i) : i \in I_{-k}\}$ yields an empirical kernel matrix \widehat{M} , whose leading d_{\max} eigenvectors form $\widehat{B}_{d_{\max}}$. For any $d \leq d_{\max}$, write \widehat{B}_d for the first d columns of $\widehat{B}_{d_{\max}}$. The following result parallels Proposition B.8 in the regime $d < d^*$.

Proposition B.10. *Let $1 \leq d < d^*$. There exists $O = B_d^\top \widehat{B}_d \in \mathbb{R}^{d \times d}$ such that*

$$\|O\widehat{R}_{[d]} - B_d^\top X\| \leq \|P_{B_d} - P_{\widehat{B}_d}\|_2 \|X\|.$$

Proof. See the proof of Proposition B.8. \square

Using the identity $\|P_{\widehat{B}_d} - P_{B_d}\|_F = 2^{1/2} \|\sin \Theta(\widehat{B}_d, B_d)\|_F$, the Davis-Kahan theorem

(Davis and Kahan, 1970; Yu et al., 2015) implies

$$\|\sin \Theta(\widehat{B}_d, B_d)\|_F \leq \frac{\|\widehat{M} - M\|_F}{\lambda_d - \lambda_{d+1}},$$

where $\lambda_1, \dots, \lambda_{d^*}$ are the nonzero eigenvalues of M , ordered decreasingly. When $p < n$ is fixed, prior work (Hsing and Carroll, 1992; Zhu and Ng, 1995; Li and Wang, 2007) established that $\|\widehat{M} - M\|_F = O_{\mathbb{P}}(n^{-1/2})$. Assume further that eigen-gap condition $\lambda_j - \lambda_{j+1} > c > 0$ holds for all $1 \leq j < d^*$, as in Zhu and Ng (1995); Yu et al. (2025). Then for any $d < d^*$, $\|\sin \Theta(\widehat{B}_d, B_d)\|_F = O_{\mathbb{P}}(n^{-1/2})$, $\|P_{B_d} - P_{\widehat{B}_d}\|_2 = O_{\mathbb{P}}(n^{-1/2})$. Combining this with Proposition B.10 and assuming $\|X\|$ is bounded, we conclude that $\|O\widehat{R}_{[d]} - B_d^\top X\| = o_{\mathbb{P}}(n^{-1/4})$ as desired.

C Additional experiments and implementation details

C.1 Task-specific construction of the reduction map

We use Examples 1–3 to illustrate how to construct the reduction map $\widehat{\varphi}$ under different dimension-reduction paradigms and prediction tasks.

Factor regression. A large literature provides procedures for constructing $\widehat{\varphi}$, including principal component analysis (Jolliffe, 2002), maximum likelihood approaches (Bai and Li, 2012; Doz et al., 2012), and covariance-based methods (Fan et al., 2013). Projected-PCA (Fan et al., 2016) incorporates covariate information to improve factor estimation. Fan and Liao (2022) further develops constructions tailored to specific structures, including characteristic-based weights, moving-window estimators, initial transformations, and Hadamard projections. The choice of method should be guided by the data-generating setting; for example, when informative covariates are available, characteristic-based weighting schemes or projected-PCA may be preferable.

Sufficient dimension reduction. The dimension-reduction method should be chosen to match the prediction task (equivalently, the loss function). As discussed in Section B.1, different losses correspond to different target SDR subspaces, and estimation procedures should be selected accordingly. For instance, squared loss targets the central mean subspace, for which principal Hessian direction (Li, 1992), the minimum average variance estimator (Xia et al., 2002), iterative Hessian transformation (Cook and Li, 2002) are appropriate. Negative log-likelihood and cross-entropy losses target the central subspace, for which a broad range of inverse- and forward-regression methods is available (Li, 1991; Cook and Weisberg, 1991; Li and Wang, 2007; Xia, 2007; Wang and Xia, 2008; Yin and Li, 2011). Under 0-1 loss, the target is the central discriminant subspace, which can be

estimated using methods such as [Cook and Yin \(2001\)](#).

Reduced-rank regression. Many estimators are available for fitting a low-rank coefficient matrix $\hat{A} \in \mathbb{R}^{p \times q}$ under a rank constraint ([Reinsel et al., 2022](#); [Yuan et al., 2007](#); [Bunea et al., 2011](#); [Zou et al., 2022](#)). Any such method can be used to obtain a rank- d_{\max} estimate $\hat{A}_{d_{\max}}$. Applying a singular value decomposition to $\hat{A}_{d_{\max}}$ yields its top d_{\max} left singular vectors, denoted by $\hat{B}_{d_{\max}} \in \mathbb{R}^{p \times d_{\max}}$. In this framework, one may take $\hat{\varphi} = \hat{B}_{d_{\max}}$.

C.2 Implementation details for the information-criterion baseline

We compare our method with the information criterion (IC), specifically IC_{p1} , proposed by [Bai and Ng \(2002\)](#). Let $\mathbf{X} = [X_1, \dots, X_n] \in \mathbb{R}^{p \times n}$ denote the data matrix, and let $\mathbf{F}^k = [f_1, \dots, f_n] \in \mathbb{R}^{k \times n}$ be a matrix of k latent factors. Define

$$V(k) = \min_{B^k \in \mathbb{R}^{p \times k}, \mathbf{F}^k} \frac{\|\mathbf{X} - B^k \mathbf{F}^k\|_F^2}{np}.$$

The criterion is

$$IC_{p1}(k) = \ln(V(k)) - k \frac{n+p}{np} \ln\left(\frac{n+p}{np}\right). \quad (\text{C.1})$$

Equivalently, $V(k)$ can be computed as the sum of the eigenvalues of $\mathbf{X}\mathbf{X}^\top/(np)$ from $(k+1)$ to p .

C.3 Sensitivity to the choice of learner class

We use Model 4 in [Section 4.1.2](#) to examine how the choice of \mathcal{F} affects POD. Keeping all other specifications fixed as in the main text, we restrict \mathcal{F} to one of the following learner classes: OLS, MARS, or regression trees. The resulting performance of each method is reported in [Figure S.2](#).

OLS and regression trees do not adequately approximate the relationship between Y and (X_1, X_2) in this model, reflecting limitations of these learner classes in capturing the underlying functional form; this misspecification in turn degrades POD's performance. In contrast, MARS provides a more accurate approximation and yields satisfactory results. These findings highlight the importance of choosing a sufficiently rich learner class \mathcal{F} , one that includes flexible models capable of representing the underlying structure.

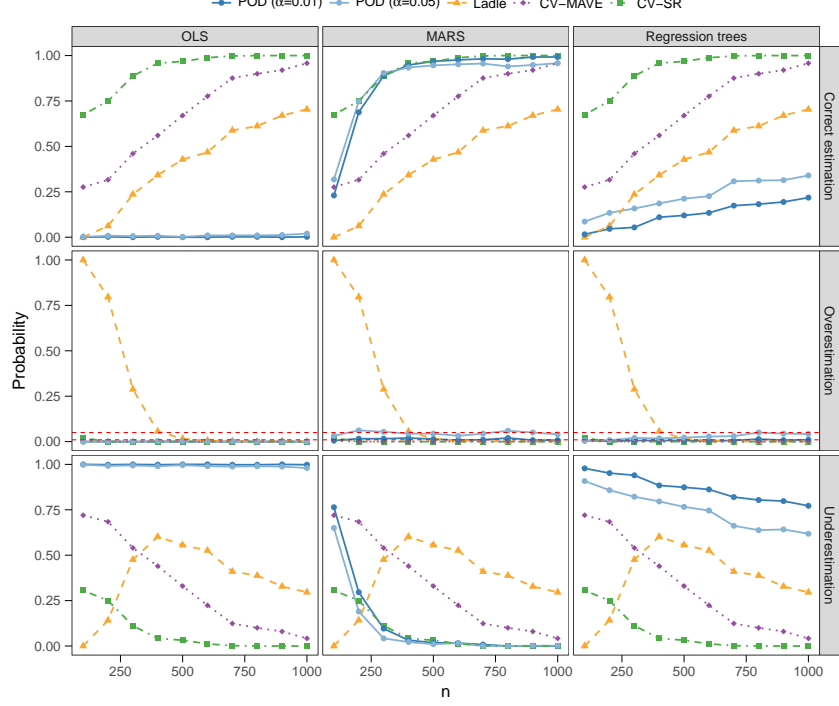


Figure S.2: Empirical probabilities of correct estimation ($\hat{d} = d_{\text{CMS}}^*$), overestimation ($\hat{d} > d_{\text{CMS}}^*$), and underestimation ($\hat{d} < d_{\text{CMS}}^*$) across n for SDR. Red dashed horizontal lines in the second row mark the nominal significance levels $\alpha = 0.01$ and $\alpha = 0.05$.

C.4 SDR with categorical responses

For categorical responses, let $X \sim \mathcal{N}(0, I_p)$ with $p = 10$ and consider

$$\text{Model 6 : } Y \sim \text{Binomial}(2, \text{logit}(X_1)),$$

$$\text{Model 7 : } Y = \mathbf{1}\{X_1 + \dots + X_5 + \sigma\varepsilon > 1\} + 2 \cdot \mathbf{1}\{X_6 + \dots + X_{10} + \sigma\varepsilon > 0\},$$

where $\varepsilon \sim \mathcal{N}(0, 1)$ is independent of X and $\sigma = 0.5$. The structural dimensions are $d_{\text{CS}}^* = 1$ (Model 6) and $d_{\text{CS}}^* = 2$ (Model 7, [Zhu and Zeng \(2006\)](#)); in both models, $d_{\text{CS}}^* = d_{\text{CMS}}^*$. POD evaluates predictiveness using cross-entropy loss, so that $d^*(\mathcal{L}) = d_{\text{CS}}^*$. For POD, we estimate the reduction maps for Models 6–7 using SIR, with 3 slices for Model 6 and 4 slices for Model 7. The downstream classifier is selected by a two-fold cross-validation between a support vector machine and a classification tree.

We compare POD with three alternatives: the ladle estimator based on SIR, and cross-validation criteria based on MAVE and SR. All methods target $d_{\text{CS}}^* = 1$ for Model 6 and $d_{\text{CS}}^* = 2$ for Model 7.

Figure S.3 reports the empirical probabilities of correct estimation, overestimation, and underestimation of d_{CS}^* as n increases. Across both models, POD converges more rapidly than the competitors. Its overestimation probability approaches the nominal level, while

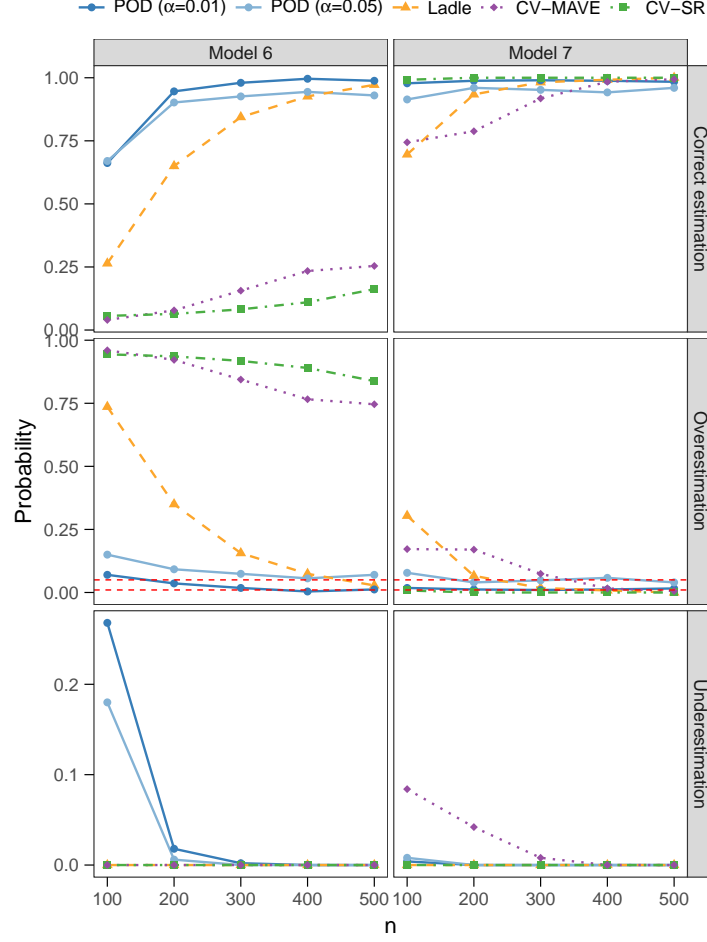


Figure S.3: Empirical probabilities of correct estimation ($\hat{d} = d_{CS}^*$), overestimation ($\hat{d} > d_{CS}^*$), and underestimation ($\hat{d} < d_{CS}^*$) across n for SDR Models 6–7. Red dashed horizontal lines in the second row mark the nominal significance levels $\alpha = 0.01$ and $\alpha = 0.05$.

the underestimation probability vanishes.

C.5 Selection-frequencies in the real-data analysis

Because our method uses K -fold cross-fitting, the ladle estimator relies on bootstrapping, and the critical value of the weighted- χ^2 test is obtained via simulation, all methods exhibit randomness even when applied to the same dataset. We therefore report, in Tables S.1–S.2, the selection frequencies of each estimated dimension across 100 repeated runs, which demonstrate that POD yields stable dimension selection.

Table S.1: Selection frequencies of estimated dimensions \hat{d} over 100 repetitions when $d_{\max} = 8$.

	POD										Ladle		BY, weighted- χ^2	
	0-1 loss					Cross-entropy								
	$\alpha = 1\%$			$\alpha = 5\%$		$\alpha = 1\%$			$\alpha = 5\%$					
\hat{d}	1	2	3	2	≥ 3	1	2	3	2	≥ 3	3		$\alpha = 1\%$	$\alpha = 5\%$
Frequency	1	93	6	89	11	1	97	2	94	6	100		81	19

Table S.2: Selection frequencies of estimated dimensions \hat{d} over 100 repetitions when $d_{\max} = 16$.

	POD										Ladle		BY, weighted- χ^2	
	0-1 loss					Cross-entropy								
	$\alpha = 1\%$			$\alpha = 5\%$		$\alpha = 1\%$			$\alpha = 5\%$					
\hat{d}	2	3		2	≥ 3	2	3		2	≥ 3	≤ 13	14	$\alpha = 1\%$	$\alpha = 5\%$
Frequency	93	7		84	16	95	5		94	6	13	87	81	19