

RECURRENT CONFIDENCE CHAIN: TEMPORAL-AWARE UNCERTAINTY QUANTIFICATION IN LARGE LANGUAGE MODELS

Zhenjiang Mao*, Anirudhh Venkat*

University of Florida

ABSTRACT

As reasoning modules, such as the chain-of-thought mechanism, are applied to large language models, they achieve strong performance on various tasks such as answering common-sense questions and solving math problems. The main challenge now is to assess the uncertainty of answers, which can help prevent misleading or serious hallucinations for users. Although current methods analyze long reasoning sequences by filtering unrelated tokens and examining potential connections between nearby tokens or sentences, the temporal spread of confidence is often overlooked. This oversight can lead to inflated overall confidence, even when earlier steps exhibit very low confidence. To address this issue, we propose a novel method that incorporates inter-step attention to analyze semantic correlations across steps. For handling long-horizon responses, we introduce a hidden confidence mechanism to retain historical confidence information, which is then combined with stepwise confidence to produce a more accurate overall estimate. We evaluate our method on the GAOKAO math benchmark and the CLadder causal reasoning dataset using mainstream open-source large language models. Our approach is shown to outperform state-of-the-art methods by achieving a superior balance between predictive quality and calibration, demonstrated by strong performance on both Negative Log-Likelihood and Expected Calibration Error.

Index Terms— Uncertainty Quantification, Large Language Models, Attention Mechanism, Temporal Propagation, Semantic Correlation

1. INTRODUCTION

As Large Language Models (LLMs) are increasingly applied in daily life domains such as education and healthcare, their powerful abilities in deep reasoning can improve response generation, and the integration with external tools such as search engines can further enhance information verification. However, despite sophisticated reasoning workflow designs or the use of retrieval-augmented generation to add additional background and context, LLMs can still produce incorrect

and unreliable responses, commonly referred to as factual errors and hallucinations. Thus, enabling LLMs to respond with “*not sure*” instead of providing incorrect answers is an important way to give feedback to users when the models lack strong confidence. Uncertainty quantification for LLMs can provide a safeguard by notifying users when the model is not able to deliver a high-confidence answer.

Recent studies [1] adapt several approaches from traditional deep-learning methods to quantify uncertainty, such as self-verbalization, where LLMs generate numerical scores or uncertainty-related words to express their own confidence. Another major direction is self-consistency- or semantic-similarity-based methods, which require LLMs to generate multiple responses for the same instruction and assume that more consistent answers indicate higher confidence than those with significant variation. A further approach attempts to measure internal confidence by exploring mechanistic interpretability within the middle layers of LLMs [2], which typically requires additional fine-tuning and training and is therefore considered less convenient. Token-level uncertainty provides a white-box method by generating probabilities for each token [3], for example, using a softmax over the logit scores of the vocabulary, which requires no additional training and yields uncertainty simultaneously with inference.

Despite the advancements, current research for token-level uncertainty quantification faces critical limitations:

Temporal confidence misalignment: Current approaches treat reasoning sequences as flat probability distributions, failing to capture temporal dynamics of confidence propagation. Recent work [4] demonstrates that models exhibit high confidence in later steps despite early errors, creating inflated overall confidence. The problem worsens with auxiliary tokens (transition words, politeness markers) that dilute joint probability calculations [5].

Semantic blindness between reasoning steps: Existing methods [6, 7] process tokens independently, ignoring semantic dependencies between consecutive steps. Recent analysis [8] reveals that answer-level uncertainty measures cannot identify vulnerable reasoning paths. This leads to high confidence despite logical inconsistencies, particularly dangerous in mathematical and medical domains.

Absence of confidence memory mechanisms: Without confidence accumulation across extended chains, models cannot

*First co-authors: equal contribution.

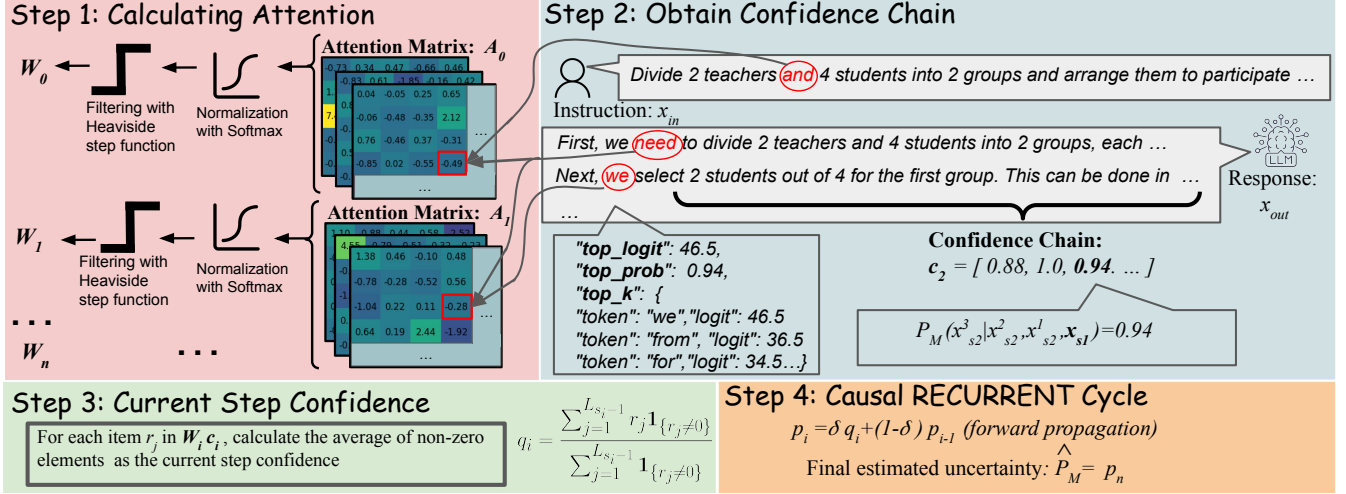


Fig. 1: Overview of the Recurrent Confidence Chain (RCC) framework with four main steps.

distinguish sustained uncertainty from isolated errors. While recent approaches [9, 10] attempt uncertainty propagation, they face exponential complexity. Empirical studies [11] show that failing to assess step-wise confidence causes 7.5% calibration degradation through cascading errors. Further evidence [12] highlights this critical gap. To address these limitations, we propose a novel Recurrent Confidence Chain (RCC) framework with three key innovations:

- We introduce an inter-step attention mechanism to model semantic dependencies across reasoning steps, overcoming the semantic blindness of existing token-level methods.
- We design an efficient recurrent confidence propagation mechanism that maintains a history of uncertainty throughout the reasoning chain with linear complexity, avoiding the exponential growth of prior approaches.
- We present a unified framework that integrates semantic correlation with temporal confidence tracking, enabling more robust uncertainty quantification for multi-step reasoning.

Our experimental results on the GAOKAO math benchmark [13] and the CLadder causal reasoning dataset [14] demonstrate that RCC outperforms state-of-the-art methods, achieving a superior balance with both lower Negative Log-Likelihood (NLL) and Expected Calibration Error (ECE), thereby providing more trustworthy uncertainty estimates.

2. PROPOSED METHOD

Problem Definition: Given an instruction sequence \mathbf{x}_{in} , a large language model \mathcal{M} generates a response \mathbf{x}_{out} composed of a token sequence $\mathbf{x}_{out} = [x_{out}^1, x_{out}^2, \dots, x_{out}^{L_{out}}]$ with length

L_{out} . The response \mathbf{x}_{out} contains a reasoning sequence and final answer: $\mathbf{x}_{out} = [\mathbf{x}_{cot}, \mathbf{x}_{ans}]$. The reasoning sequence $\mathbf{x}_{cot} = [s_1, s_2, \dots, s_{L_{cot}}]$ can be naturally split into reasoning steps explicitly with clear "step-by-step" text or implicitly, like a sentence-based logical reasoning chain, where each reasoning step is also a token sequence: $s_i = [x_{s_i}^1, x_{s_i}^2, \dots, x_{s_i}^{L_{s_i}}]$.

For each token x in the generated response \mathbf{x}_{out} , the model \mathcal{M} produces a logit vector \mathbf{u} where higher logit values indicate higher probability that this token would appear in the sequence. After a softmax operation on the logit vector, we obtain $\mathbf{u}^{i_{out}}$, and the j -th value in the vector represents the probability of the j -th token appearing in the sequence:

$$\mathcal{P}_{\mathcal{M}}(x_{out}^i | x_{out}^{i-1}, x_{out}^{i-2}, \dots, x_{out}^1, \mathbf{x}_{in})$$

The length of the logit vector k is usually less than the whole vocabulary, and the top- k strategy is commonly adopted during inference where only the highest k logits are retained, since most tokens contribute negligible probability mass [15]. Our target is to quantify the uncertainty by estimating the confidence of the answer \mathbf{x}_{ans} given the instruction \mathbf{x}_{in} :

$$\mathcal{P}_{\mathcal{M}}(\mathbf{x}_{ans} | \mathbf{x}_{in})$$

However, using the joint probability $\mathcal{P}_{\mathcal{M}}(\mathbf{x}_{out} | \mathbf{x}_{in}) = \mathcal{P}_{\mathcal{M}}(\mathbf{x}_{ans}, \mathbf{x}_{cot} | \mathbf{x}_{in})$ directly is unreliable since the reasoning process contains auxiliary tokens like transition words, polite expressions, and irrelevant explanations, leading to lower probability for longer responses [5]. The ideal form of the probability should take a weighted average of all possible reasoning paths to assess the credibility of the final answer, but the number of all paths is exponential (vocabulary size to the power of sequence length), making exact computation intractable. Therefore, our problem is to construct an approximate probability $\hat{\mathcal{P}}_{\mathcal{M}} \approx \mathcal{P}_{\mathcal{M}}(\mathbf{x}_{ans} | \mathbf{x}_{in})$.

Correlation Chain: As illustrated in Figure 1, we consider the whole inference process as a sequence of signals

Table 1: Performance Comparison of Uncertainty Quantification Methods on Reasoning Tasks.

| Model/Dataset/Methods | Qwen3-8B | | | | Gemma3-12B | | | |
|---------------------------------------|--------------|-------------|--------------|-------------|--------------|-------------|--------------|--------------|
| | MATH | | CLadder | | MATH | | CLadder | |
| | NLL ↓ | ECE (%) ↓ | NLL ↓ | ECE (%) ↓ | NLL ↓ | ECE (%) ↓ | NLL ↓ | ECE (%) ↓ |
| Logits (Final) | 4.369 | 18.95 | 5.722 | 21.21 | 2.122 | 18.84 | 2.944 | 20.20 |
| Logits (Average) | 0.558 | 14.04 | 0.552 | 12.57 | 0.560 | 14.25 | 0.494 | 11.31 |
| Self-Evaluation | 3.533 | 16.93 | 4.957 | 17.59 | 2.704 | 16.57 | 1.340 | 12.73 |
| Self-Consistency | 1.573 | 12.19 | 3.763 | 11.42 | 1.163 | 13.71 | 2.109 | 15.28 |
| SAR (Shifting Attention to Relevance) | 0.932 | 13.87 | 1.008 | 8.19 | 0.594 | 9.46 | 0.465 | 13.32 |
| UQAC (Attention Chain) | 0.729 | 10.07 | 2.271 | 6.36 | 0.503 | 13.35 | 0.933 | 10.10 |
| RCC (ours) | 0.445 | 3.63 | 0.549 | 5.13 | 0.484 | 5.07 | 0.530 | 11.90 |

composed of the instruction, reasoning, and final answer: $[\mathbf{x}_{in}, \mathbf{x}_{cot}, \mathbf{x}_{ans}]$. The reasoning part can be split into a detailed chain: $[\mathbf{x}_{in}, \mathbf{s}_1, \dots, \mathbf{s}_{L_{cot}}, \mathbf{x}_{ans}]$. Due to the existence of numerous tokens unrelated to the main task in the instruction \mathbf{x}_{in} , we filter these unrelated tokens by removing those with low attention weights. We first build an attention matrix between consecutive reasoning steps to calculate the correlation intensity between tokens.

Definition 1 (Attention Matrix). An attention matrix \mathbf{A}_i has shape $L_{s_i} \times L_{s_{i+1}}$, where each row \mathbf{v}_j represents the attention between the j -th token in s_i and all tokens in s_{i+1} :

$$\mathbf{v}_j = \frac{\mathbf{x}_{s_i}^j \cdot \mathbf{s}_{i+1}^T}{\sqrt{d}}$$

where d is the embedding dimension.

The first attention matrix \mathbf{A}_0 is initialized with the instruction, where we consider $\mathbf{s}_0 = \mathbf{x}_{in}$. For each value v_j^k in the attention matrix row \mathbf{v}_j , we apply softmax normalization to obtain normalized attention weights in $[0, 1]$, forming the normalized matrix \mathbf{A}' . With a threshold μ , we filter low attention items in the matrix, which are considered as irrelevant tokens, using the Heaviside step function $w_j^k = \mathcal{H}(v_j^k - \mu)$ for each element v_j^k in the matrix, forming the filtered attention matrix \mathbf{W}_i .

Temporal Hidden Confidence: The softmaxed logit vectors in each reasoning step s_i form a confidence chain $\mathbf{c}_i = [c_i^1, c_i^2, \dots, c_i^{L_{s_i}}]$ where each element represents the probability of the corresponding token in s_i . As shown in Figure 1, the correlated confidence for step s_i is computed by weighted averaging the confidence values based on attention connections from the previous step. For every element r_j in the vector $\mathbf{W}_{i-1}\mathbf{c}_i^T$, the correlated confidence is:

$$q_i = \frac{\sum_{j=1}^{L_{s_{i-1}}} r_j \cdot \mathbf{1}_{\{r_j \neq 0\}}}{\sum_{j=1}^{L_{s_{i-1}}} \mathbf{1}_{\{r_j \neq 0\}}}$$

The accumulated confidence p propagates through each step with a recurrent update: $p_i = \delta q_i + (1 - \delta)p_{i-1}$ where

$\delta \in (0, 1)$ is a hyperparameter controlling the balance between current and historical confidence. For initialization, $p_1 = q_1$. The final uncertainty estimate is $\hat{\mathcal{P}}_{\mathcal{M}}(\mathbf{x}_{ans}|\mathbf{x}_{in}) = p_n$ where n is the total amount of reasoning steps.

3. EXPERIMENT

Experimental Setup: We employ two challenging benchmarks to evaluate our framework. For our study, we utilize the mathematics subsets of the GAOKAO Benchmark [13], which offers a suite of complex multi-step reasoning problems. The CLadder dataset [14] is specifically designed to test causal reasoning, categorizing into three levels of causal query complexity: associational, interventional, and counterfactual. This allows for a granular analysis of uncertainty quantification across different forms of logical deduction. We test our method on two leading open-source LLMs known for their robust reasoning abilities and availability for in-depth analysis: Qwen3-8B¹ and Gemma3-12B². Our experiments were conducted on a cluster of NVIDIA B200 GPUs. Inference settings were consistent across all tests: a temperature of $\tau = 0$ for deterministic output, top- k sampling with $k = 50$ to manage the vocabulary and the attention threshold μ is 0.5 as [5] suggested. We systematically explored different values for the propagation weight δ to evaluate their effect on the model’s performance and calibration.

Baselines and Metrics: To contextualize the performance of our framework, we compare it against a set of established baselines. These include direct confidence measures derived from the language model’s output: average logits and the logits score on the final answer. We also benchmark our method against two prominent uncertainty quantification techniques: Self-Consistency [16], and Verbalized Uncertainty [17]. Furthermore, we include two recent, state-of-the-art approaches: the Shifting Attention to Relevance technique [18] and the Attention Chain (UQAC) method [5], to provide a comprehensive comparison. Our evaluation focuses on both the dis-

¹<https://huggingface.co/Qwen/Qwen3-8B>

²<https://huggingface.co/google/gemma-3-12b-it>

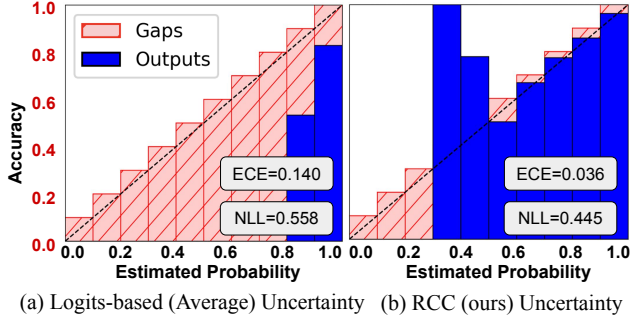


Fig. 2: Reliability diagrams on the GAOKAO MATH dataset, using the Qwen3-8B model.

criminative power and calibration of our model’s uncertainty estimates. We use Negative Log-Likelihood (NLL) to assess the sharpness and quality of the predicted probabilities. Recognizing that a low NLL does not guarantee well-calibrated confidence scores, we also place significant emphasis on Expected Calibration Error (ECE). This metric quantifies the divergence between predicted confidence and actual accuracy, providing a more reliable measure of the model’s trustworthiness. Additionally, we use calibration plots to visually inspect how well the predicted confidence scores align with empirical accuracy across different confidence bins.

4. RESULTS AND DISCUSSION

Comparison of Results: Our main findings, summarized in Table 1, show that the RCC framework has a significant advantage in calibration across the GAOKO and CLadder datasets, consistently achieving a lower Expected Calibration Error (ECE) compared to baseline methods. This superior calibration is visually confirmed in our reliability diagrams (Figure 2), where RCC’s outputs align closely with the ideal diagonal line. While common baselines like average logits tend to produce uncalibrated scores and others such as Self-Consistency may perform well on a single metric, our framework strikes a superior balance, providing both low Negative Log-Likelihood (NLL) and exceptional calibration.

Hyperparameter Analysis: Our analysis of the propagation weight δ , illustrated in Figure 3, reveals its critical impact on performance. This hyperparameter balances the influence between the current step’s confidence (weighted by δ) and the accumulated historical confidence (weighted by $1 - \delta$). The plots show a clear trade-off: a high δ gives more weight to the current step’s confidence, which can aggressively sharpen the probability distribution (leading to a lower NLL) but may cause overconfidence and harm calibration (increasing ECE) by ignoring a history of uncertainty. Conversely, a low δ relies too heavily on past steps and may be overly conservative. The optimal settings, typically found in the mid-range of $\delta \in [0.2, 0.6]$, are those that balance this trade-off, as a re-

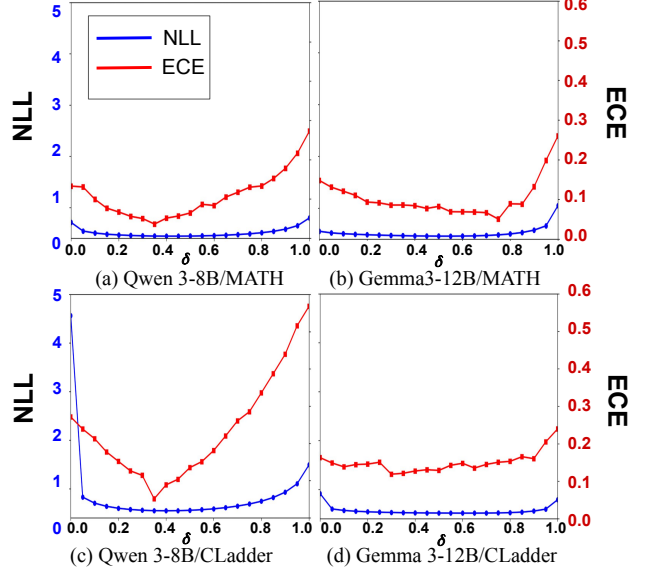


Fig. 3: Performance of the RCC model with varying propagation weight δ on different models and datasets.

liable model must be both sharp and well-calibrated. These results highlight the importance of carefully tuning this parameter to achieve robust performance.

Discussion: Our empirical results demonstrate that the RCC framework effectively bridges the gap between model accuracy and calibration, generating sharp and reliable confidence scores where traditional baselines like average logits often fail. By propagating uncertainty through the model’s internal reasoning process, our method achieves low ECE values, indicating that its confidence is highly correlated with actual performance. A key challenge for this framework, presenting an avenue for future research, lies in handling the complex multi-headed attention of modern LLMs. Since different heads serve distinct functions, dynamically determining which ones to leverage for uncertainty propagation is an open problem. This observation highlights a fundamental trade-off in uncertainty quantification: aggressive propagation can sharpen confidence scores but may push the model toward overconfidence, thereby harming calibration.

5. CONCLUSION

In this work, we introduced the Recurrent Confidence Chain, a novel framework to quantify uncertainty in LLMs. By leveraging inter-step attention for semantic correlation and a recurrent mechanism to propagate confidence history, our method provides better estimates for complex reasoning tasks. The results show our approach outperforms existing baselines by achieving a superior balance between predictive performance and calibration, offering a more trustworthy measure of model certainty for high-stakes applications.

6. REFERENCES

- [1] Ola Shorinwa, Zhiting Mei, Justin Lidard, Allen Z Ren, and Anirudha Majumdar, “A survey on uncertainty quantification of large language models: Taxonomy, open research challenges, and future directions,” *ACM Computing Surveys*, 2025.
- [2] Amos Azaria and Tom Mitchell, “The internal state of an LLM knows when it’s lying,” in *Conference on Empirical Methods in Natural Language Processing*, 2023.
- [3] Katherine Tian, Eric Mitchell, Allan Zhou, Archit Sharma, Rafael Rafailov, Huaxiu Yao, Chelsea Finn, and Christopher Manning, “Just ask for calibration: Strategies for eliciting calibrated confidence scores from language models fine-tuned with human feedback,” in *Proceedings of the Conference on Empirical Methods in Natural Language Processing*, Singapore, Dec. 2023, Association for Computational Linguistics.
- [4] Tomek Korbak, Mikita Balesni, Elizabeth Barnes, Yoshua Bengio, Joe Benton, Joseph Bloom, Mark Chen, Alan Cooney, Allan Dafoe, Anca Dragan, et al., “Chain of thought monitorability: A new and fragile opportunity for ai safety,” *arXiv:2507.11473*, 2025.
- [5] Yinghao Li, Rushi Qiang, Lama Moukheiber, and Chao Zhang, “Language model uncertainty quantification with attention chain,” in *Second Conference on Language Modeling*, 2025.
- [6] Xiang Gao, Jiaxin Zhang, Lalla Mouatadid, and Kamalika Das, “SPUQ: Perturbation-based uncertainty quantification for large language models,” in *Proceedings of the 18th Conference of the European Chapter of the Association for Computational Linguistics*. Mar. 2024, Association for Computational Linguistics.
- [7] Caiqi Zhang, Fangyu Liu, Marco Basaldella, and Nigel Collier, “LUQ: Long-text uncertainty quantification for LLMs,” in *Proceedings of the 2024 Conference on Empirical Methods in Natural Language Processing*, Miami, Florida, USA, Nov. 2024, pp. 5244–5262, Association for Computational Linguistics.
- [8] Longchao Da, Xiaoou Liu, Jiaxin Dai, Lu Cheng, Yaqing Wang, and Hua Wei, “Understanding the uncertainty of LLM explanations: A perspective based on reasoning topology,” in *Second Conference on Language Modeling*, 2025.
- [9] Zhenjiang Mao, Artem Bisliouk, Rohith Nama, and Ivan Ruchkin, “Temporalizing confidence: Evaluation of chain-of-thought reasoning with signal temporal logic,” in *Proceedings of the 20th Workshop on Innovative Use of NLP for Building Educational Applications (BEA 2025)*, Vienna, Austria, July 2025, pp. 882–890, Association for Computational Linguistics.
- [10] Jinhao Duan, James Diffenderfer, Sandeep Madireddy, Tianlong Chen, Bhavya Kailkhura, and Kaidi Xu, “Uprop: Investigating the uncertainty propagation of llms in multi-step agentic decision-making,” *arXiv:2506.17419*, 2025.
- [11] Zhitao He, Sandeep Polisetty, Zhiyuan Fan, Yuchen Huang, Shujin Wu, and Yi R Fung, “Mmboundary: Advancing mllm knowledge boundary awareness through reasoning step confidence calibration,” *arXiv:2505.23224*, 2025.
- [12] Yuliang Liu, Junjie Lu, Chaofeng Qu, Zhaoling Chen, Zefan Cai, Jason Klein Liu, Chonghan Liu, Yunhui Xia, Li Zhao, Jiang Bian, Chuheng Zhang, Wei Shen, and Zhouhan Lin, “Adaptivestep: Automatically dividing reasoning step through model confidence,” in *42nd International Conference on Machine Learning*, 2025.
- [13] Xiaotian Zhang, Chunyang Li, Yi Zong, Zhengyu Ying, Liang He, and Xipeng Qiu, “Evaluating the performance of large language models on gaokao benchmark,” *arXiv:2305.12474*, 2023.
- [14] Zhijing Jin, Yuen Chen, Felix Leeb, Luigi Gresele, Ojasv Kamal, Zhiheng Lyu, Kevin Blin, Fernando Gonzalez, Max Kleiman-Weiner, Mrinmaya Sachan, and Bernhard Schölkopf, “CLadder: Assessing causal reasoning in language models,” in *NeurIPS*, 2023.
- [15] Clara Meister, Tiago Pimentel, Luca Malagutti, Ethan Wilcox, and Ryan Cotterell, “On the efficacy of sampling adapters,” in *Proceedings of the 61st Annual Meeting of the Association for Computational Linguistics*, Toronto, Canada, July 2023, pp. 1437–1455, Association for Computational Linguistics.
- [16] Xuezhi Wang, Jason Wei, Dale Schuurmans, Quoc V Le, Ed H. Chi, Sharan Narang, Aakanksha Chowdhery, and Denny Zhou, “Self-consistency improves chain of thought reasoning in language models,” in *The Eleventh International Conference on Learning Representations*, 2023.
- [17] Miao Xiong, Zhiyuan Hu, Xinyang Lu, YIFEI LI, Jie Fu, Junxian He, and Bryan Hooi, “Can LLMs express their uncertainty? an empirical evaluation of confidence elicitation in LLMs,” in *The Twelfth International Conference on Learning Representations*, 2024.
- [18] Jinhao Duan, Hao Cheng, Shiqi Wang, Alex Zavalny, Chenan Wang, Renjing Xu, Bhavya Kailkhura, and Kaidi Xu, “Shifting attention to relevance: Towards the uncertainty estimation of large language models,” 2024.